




U-5969

US 501 (Madison Blvd) Improvements


From south of US 158 to North Main Street (SR 1601) in Roxboro

Person County



Traffic Operation Technical Memorandum

December 4, 2018



ATKINS
Member of the SNC-Lavalin Group

Table of Contents

1	Introduction	1-1
1.1	Description of the Study Area	1-1
2	Traffic Volume and Characteristics	2-1
2.1	Average Annual Daily Traffic	2-1
2.2	Peak Hour Volume Development Assumptions	2-3
2.3	Traffic Analysis Methodology	2-9
3	Operation Analysis Results	3-1
3.1	2017 Existing Condition	3-1
3.2	2040 No Build Condition	3-9
4	2040 Build Condition Analyses	4-1
4.1	Description of Alternatives	4-1
4.1.1	Analysis Results	4-12
4.2	Comparison of Alternatives	4-62
5	Conclusion	5-1
	Appendix A: Traffic Forecast	1
	Appendix B: IAU Spreadsheet Peak Hour Volumes – 2017 Existing and 2040 No Build	1
	Appendix C: Correspondence with NCDOT for the Build Scenario Volumes	1
	Appendix D: 2040 Build Peak Period OD Matrices	1
	Appendix E: Left Turn Phasing Determination	1

Figures

Figure 1.	Project Vicinity Map	1-3
Figure 2.	Existing Lane Geometry and Intersection Control Method	1-4
Figure 3.	2017 Existing Condition AM/PM Peak Hour Volumes	2-5
Figure 4.	2040 No Build Condition AM/PM Peak Hour Volumes	2-7
Figure 5.	2017 Existing Condition Capacity Analysis Results	3-7
Figure 6.	2040 No Build Condition Capacity Analysis Results	3-15
Figure 7.	Alternatives Maps	4-3
Figure 8.	2040 Build Alternative 1 Intersection LOS and Delay	4-13
Figure 9.	Proposed Improvement Recommendations – 2040 Build Alternative 1	4-21
Figure 10.	2040 Build Alternative 2 Intersection LOS and Delay	4-25
Figure 11.	Proposed Improvement Recommendations – 2040 Build Alternative 2	4-34
Figure 12.	2040 Build Alternative 3 Intersection and LOS Delay	4-38
Figure 13.	Proposed Improvement Recommendations – 2040 Build Alternative 3	4-47
Figure 14.	2040 Build Alternative 4 Intersection LOS and Delay	4-51

Figure 15.	S. Main Street Queuing Issues in Alternative 4 – AM Peak Hour	4-60
Figure 16.	S. Main Street Queuing Issues in Alternative 4 – PM Peak Hour.....	4-61
Figure 17.	Queuing on Hill Street in Alternative 4 – AM Peak Hour	4-62

Tables

Table 1.	AADT Comparison-Existing Year vs. Design Year No Build	2-1
Table 2.	AADT Comparison-Design Year No-Build Vs Build	2-2
Table 3.	Capacity Analysis Results for Signalized Intersections - 2017 Existing Condition	3-1
Table 4.	Capacity Analysis Results for Un-Signalized Intersections - 2017 Existing Condition.....	3-6
Table 5.	Capacity Analysis Results for Signalized Intersections- 2040 No Build Condition	3-10
Table 6.	Capacity Analysis Results for Un-Signalized Intersections - 2040 No Build Condition ..	3-14
Table 7.	Capacity Analysis Results for Signalized Intersections – 2040 Build Alternative 1	4-15
Table 8.	Capacity Analysis Results for Un-Signalized Intersections – 2040 Build Alternative 1 ..	4-19
Table 9.	Queue Analysis Results – 2040 Build Alternative 1	4-23
Table 10.	Capacity Analysis Results for Signalized Intersections – 2040 Build Alternative 2	4-27
Table 11.	Capacity Analysis Results for Un-Signalized Intersections – 2040 Build Alternative 2 ..	4-32
Table 12.	Queue Analysis Results – 2040 Build Alternative 2	4-36
Table 13.	Capacity Analysis Results for Signalized Intersections – 2040 Build Alternative 3	4-40
Table 14.	Capacity Analysis Results for Un-Signalized Intersections – 2040 Build Alternative 3 ..	4-45
Table 15.	Queue Analysis Results – 2040 Build Alternative 3	4-49
Table 16.	Capacity Analysis Results for Signalized Intersections – 2040 Build Alternative 4	4-53
Table 17.	Capacity Analysis Results for Un-Signalized Intersections – 2040 Build Alternative 4 ..	4-58
Table 18.	Comparison of Alternatives - AM Peak Period	4-62
Table 19.	Comparison of Alternatives - PM Peak Period.....	4-63

1 Introduction

The study area for U-5969 consists of approximately 2.8 miles of US 501 from south of US 158 to SR 1601 (North Main Street) and is in the City of Roxboro, Person County, North Carolina.

In the study area, US 501 is a five-lane roadway with a center two-way left turn lane (TWLT). North Carolina Department of Transportation's (NCDOT) State Transportation Improvement Program (STIP) proposes to convert US 501 into a four-lane median divided facility within the study area.

Several improvement alternatives were developed for the study area corridor that implement different access control strategies along US 501 within project limits. These alternatives were analyzed for 2040 design year traffic. The alternatives were compared based on traffic operations and preferred alternatives were identified. Intersection improvements were also developed for the study area intersections as needed. A summary of the traffic operation analysis is presented in this report.

1.1 Description of the Study Area

The study area and project limits are presented in **Figure 1**. As can be seen from Figure 1, the study area encompasses US 501 from US 158 to North Main Street.

US 501 is currently a five-lane road with a two-way left turn lane (TWLT) in the center. US 501 is classified as principal arterial in the NCDOT Functional Classification database and has a posted speed limit of 35 miles per hour (MPH). Forecasted Annual Average Daily Traffic (AADT) for year 2017 varies along the corridor and ranges from 8,600 vehicles per day (vpd) to 28,600 vpd.

US 158/Old Durham Road is a two-lane road and is classified as a principal arterial in the NCDOT Functional Classification database. Posted speed limit along US 158 within the study area is 35 MPH. 2017 forecasted AADT along US 158 east of US 501 is 5,400 vpd.

NC 57/Leasburg Road is a two-lane road and is classified as a principal arterial in the NCDOT Functional Classification database. Posted speed limit along NC 57 within the study is 35 MPH. 2017 forecasted AADT along NC 57 west of US 501 is 5,900 vpd.

US 158/Long Avenue is a two-lane road and is classified as a minor arterial in the NCDOT Functional Classification database. Posted speed limit along NC 49 within the study is 35 MPH. 2017 forecasted AADT along Long Avenue west of US 501 is 6,100 vpd.

N. Main Street north of US 501 is a three-lane road with a TWLT at the center. Its functional classification is a principal arterial and has a posted speed limit of 35 MPH. 2017 forecasted AADT along N. Main Street is 8,300 vpd.

The majority of the remaining roadways in the study area are two-lane roads that are classified as either a collector or a local road in NCDOT Functional Classification database.

The study area also consists of the following intersections listed from north to south:

- US 501 at N. Main Street/Boston Road-signalized
- US 501 at Carver Drive-signalized

- US 501 at Clayton Avenue-unsignalized
- US 501 at Walker Street-unsignalized
- US-501 at Ivey Street-unsignalized
- US-501 at N Morgan Street-unsignalized
- US-501 at Morehead Street-signalized
- US-501 at Reams Avenue-signalized
- US-501 at NC-57 (Leasburg Road)-signalized
- US-501 at Gordon Street-signalized
- US-501 at US-158 (Long Ave)-signalized
- US-501 at West Barden Street-signalized
- US-501 at Harris Street-unsignalized
- US-501 at Lamar Street-unsignalized
- US-501 at Trotter Street-unsignalized
- US-501 at Johnson Street-signalized
- US-501 at Hurdle Mills Road-signalized
- US-501 at Foushee Street-unsignalized
- US-501 at Kirby Street-unsignalized
- US-501 at Garrett Street/Old Durham Road-signalized

These study area intersection locations are also highlighted in **Figure 1** while their existing geometry and traffic control are presented in **Figure 2**.

Figure 1. Project Vicinity Map

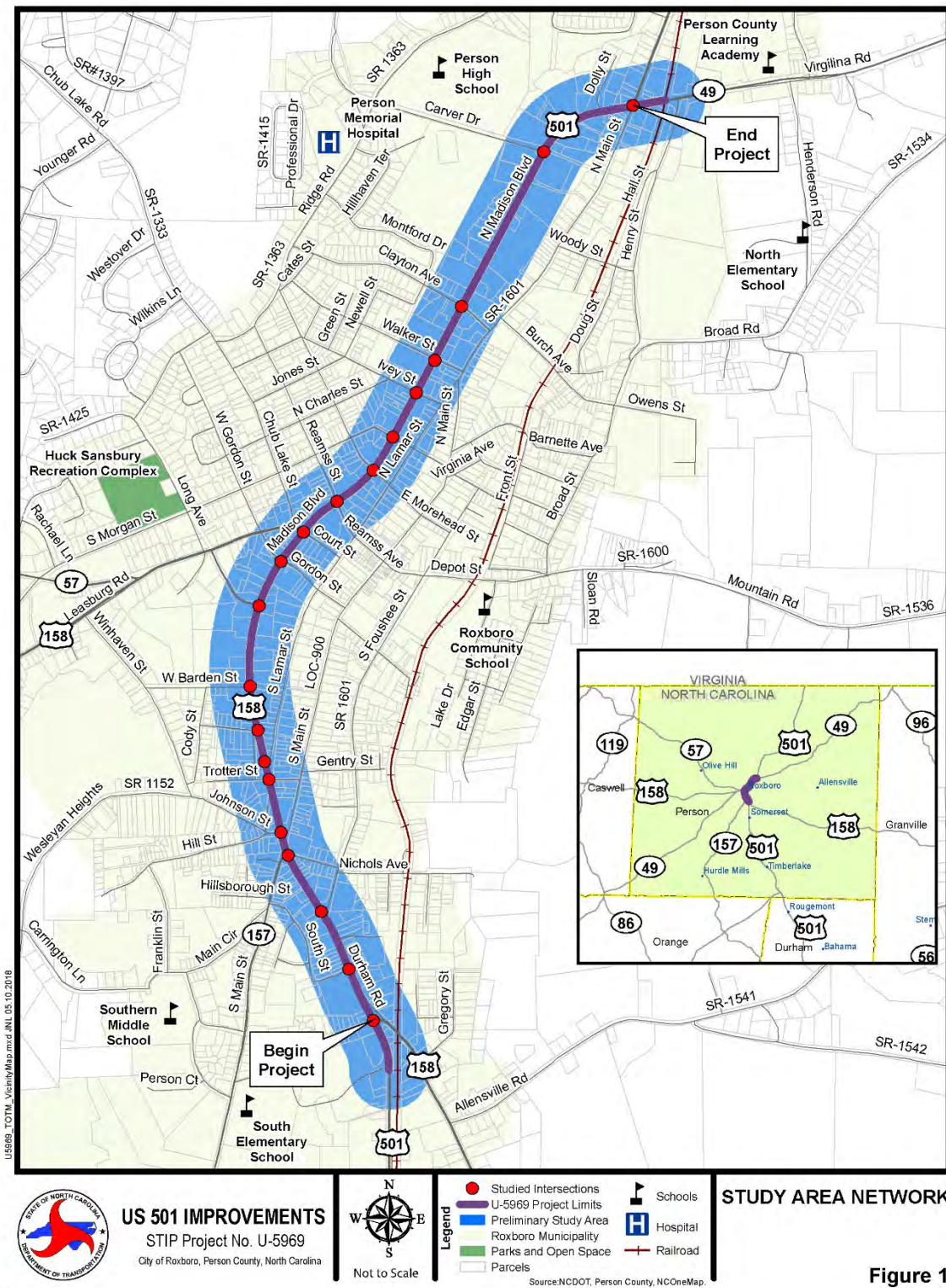
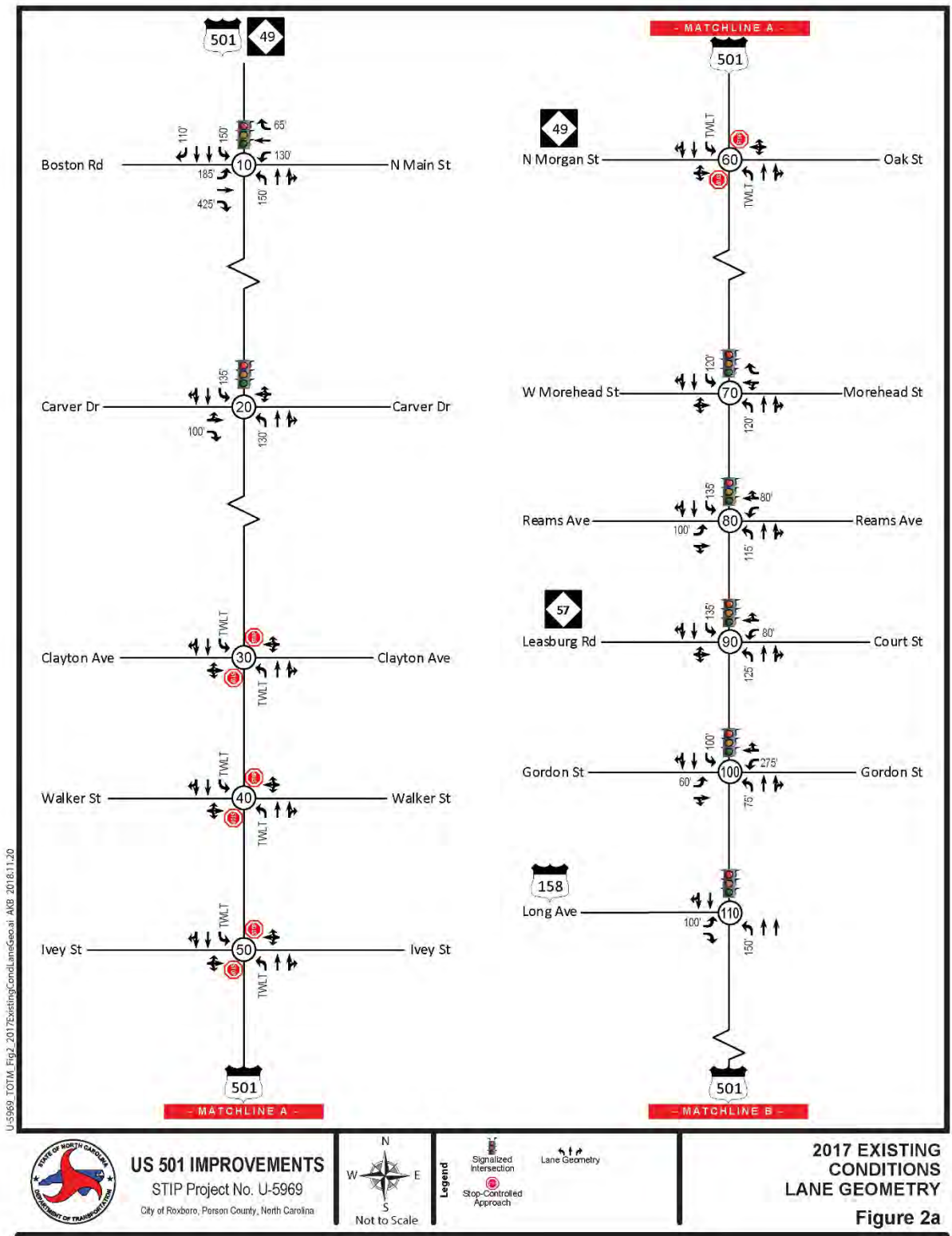


Figure 1

Figure 2. Existing Lane Geometry and Intersection Control Method



U-5969 TOTM_Fig_2_2017ExistingCondLaneGeom AKB 2018.11.20

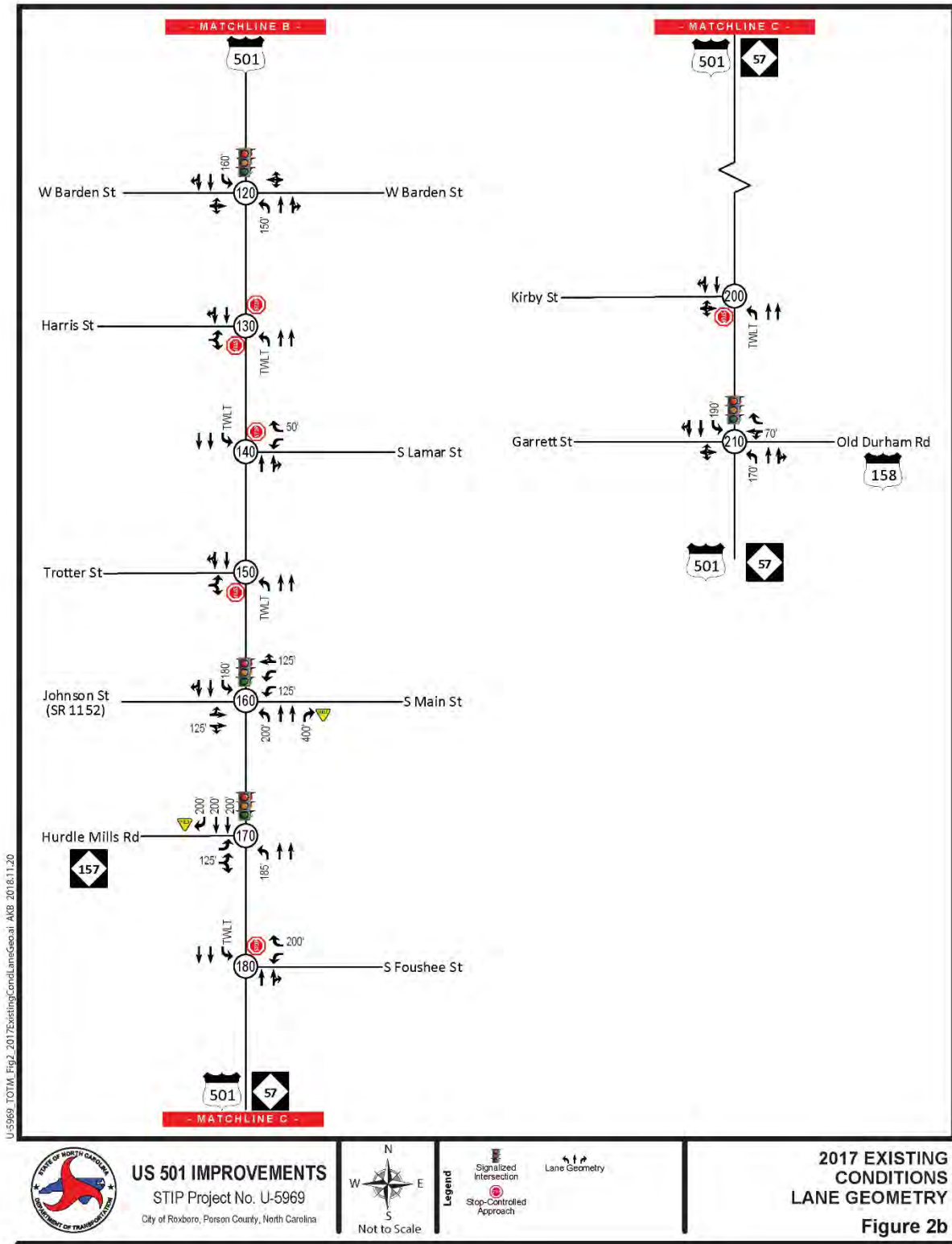


US 501 IMPROVEMENTS
 STIP Project No. U-5969
 City of Roxboro, Person County, North Carolina



Legend
 Signalized Intersection
 Stop-Controlled Approach
 Lane Geometry

2017 EXISTING CONDITIONS LANE GEOMETRY
Figure 2a



U-5969_TOTM_Fig2_2017ExistingCondiLaneGeo.ai ARB 2018.11.20

2 Traffic Volume and Characteristics

2.1 Average Annual Daily Traffic

SEPI Engineering has developed the traffic forecast for the project which contains (AADT), truck percentages, design hour factor (K), and directional distribution (D) for the following scenarios:

- 2017 No Build
- 2040 No Build
- 2040 Build

The forecast report is presented in **Appendix A**.

A comparison of traffic volume under 2017 Existing and 2040 No Build scenarios is presented in **Table 1**. As can be seen from Table 1, the study area will see some moderate growth by 2040, ranging between 25% to 33%.

Table 1. AADT Comparison-Existing Year vs. Design Year No Build

Location	2017 Existing	2040 No Build	% Change
US-501			
North of Boston Road/ North Main Street	8500	10600	25%
Boston Road/ North Main Street to Carver Drive - South of Boston Road	13200	17100	30%
Boston Road/ North Main Street to Carver Drive - North of Carver Drive	14000	18200	30%
Carver Drive to Clayton Avenue - South of Carver Drive	17100	23000	35%
Carver Drive to Clayton Avenue - North of Clayton Avenue	21400	28400	33%
Clayton Avenue to Walker Street	21700	28300	30%
Walker Street to Ivey Street	22700	29700	31%
Ivey Street to North Morgan Street/ Oak Street	23300	30400	30%
North Morgan Street/ Oak Street to West Morehead Street/ Morehead Street - South of North Morgan Street	22700	29800	31%
North Morgan Street/ Oak Street to West Morehead Street/ Morehead Street - North of Morehead Street	22400	29400	31%
West Morehead Street/ Morehead Street to Reams Avenue	22200	29100	31%
Reams Avenue to Leasburg Road/ Court Street	22000	29000	32%
Leasburg Road/ Court Street to Gordon Street	20400	27100	33%
Gordon Street to Long Avenue	20800	27700	33%
Long Avenue to West Barden Street - South of Long Avenue	22500	29800	32%
Long Avenue to West Barden Street - North of West Barden Street	23100	30600	32%
West Barden Street to Harris Street	22800	29800	31%

Location	2017 Existing	2040 No Build	% Change
Harris Street to South Lamar Street	22700	29700	31%
South Lamar Street to Trotter Street	23200	30500	31%
Trotter Street to Johnson Street	23300	30500	31%
Johnson Street to Hurdle Mills Road	28600	38100	33%
Hurdle Mills Road to South Foushee Street	25900	34500	33%
South Foushee Street to Hester Street	27100	36100	33%
Hester Street to Kirby Street	27000	36000	33%
Kirby Street to Garrett Street/ Old Durham Road	27300	36300	33%
South of Garrett Street/ Old Durham Road	22700	30100	33%

Typically, elimination of a center two-way left turn lane does not have any noticeable impact on roadway capacity and forecasted AADT tends to remain the same. As can be seen from **Table 2**, which compares design year forecasted AADT between the no-build and the build scenarios, this is true for most segments along US 501. However, volume is anticipated to decrease between N. Morgan Street and Gordon Street and increase between West Barden Street and Trotter Street during the build condition. This is because the forecast assumes that the following two intersections will be eliminated under the build scenario and traffic will be diverted to the adjacent roadway network:

- Intersection of Chub Lake Street at Leasburg Road
- Intersection of Johnson Street at Hill Street

Table 2. AADT Comparison-Design Year No-Build Vs Build

Location	2040 No Build	2040 Build	% Change
US-501			
North of Boston Road/ North Main Street	10600	10600	0%
Boston Road/ North Main Street to Carver Drive - South of Boston Road	17100	17100	0%
Boston Road/ North Main Street to Carver Drive - North of Carver Drive	18200	18200	0%
Carver Drive to Clayton Avenue - South of Carver Drive	23000	23000	0%
Carver Drive to Clayton Avenue - North of Clayton Avenue	28400	28400	0%
Clayton Avenue to Walker Street	28300	28300	0%
Walker Street to Ivey Street	29700	29700	0%
Ivey Street to North Morgan Street/ Oak Street	30400	30400	0%
North Morgan Street/ Oak Street to West Morehead Street/ Morehead Street - South of North Morgan Street	29800	29700	0%
North Morgan Street/ Oak Street to West Morehead Street/ Morehead Street - North of Morehead Street	29400	29300	0%

Location	2040 No Build	2040 Build	% Change
West Morehead Street/ Morehead Street to Reams Avenue	29100	28900	-1%
Reams Avenue to Leasburg Road/ Court Street	29000	28400	-2%
Leasburg Road/ Court Street to Gordon Street	27100	26700	-1%
Gordon Street to Long Avenue	27700	27500	-1%
Long Avenue to West Barden Street - South of Long Avenue	29800	29800	0%
Long Avenue to West Barden Street - North of West Barden Street	30600	30600	0%
West Barden Street to Harris Street	29800	30800	3%
Harris Street to South Lamar Street	29700	31800	7%
South Lamar Street to Trotter Street	30500	32600	7%
Trotter Street to Johnson Street	30500	33700	10%
Johnson Street to Hurdle Mills Road	38100	38100	0%
Hurdle Mills Road to South Foushee Street	34500	34500	0%
South Foushee Street to Hester Street	36100	36100	0%
Hester Street to Kirby Street	36000	36000	0%
Kirby Street to Garrett Street/ Old Durham Road	36300	36300	0%
South of Garrett Street/ Old Durham Road	30100	30100	0%

2.2 Peak Hour Volume Development Assumptions

AM and PM peak hour intersection turning movement volumes were developed from the traffic forecast utilizing the Intersection Analysis Utility (IAU) tool published by NCDOT Congestion Management for 2017 Existing and 2040 No Build scenarios. These AM and PM peak hour volumes were balanced along US 501 except for the following four sections where imbalances were noted in the traffic forecast:

- US 501 between Boston Road/North Main Street and Carver Drive
- US 501 between Carver Drive and Clayton Avenue
- US 501 at Morgan Street and Morehead Street
- US 501 between US 158 (Long Avenue) and Barden Street

The IAU breakout sheets are presented in **Appendix B**.

The traffic forecast for the 2040 Build condition was not utilized in the analysis. As noted in section 2.1, the build forecast assumed that the intersections of Chub Lake Street at Leasburg Road and Johnson Street at Hill Street will be eliminated in the future build scenario and as a result, traffic will be rerouted which is reflected in the build forecast.

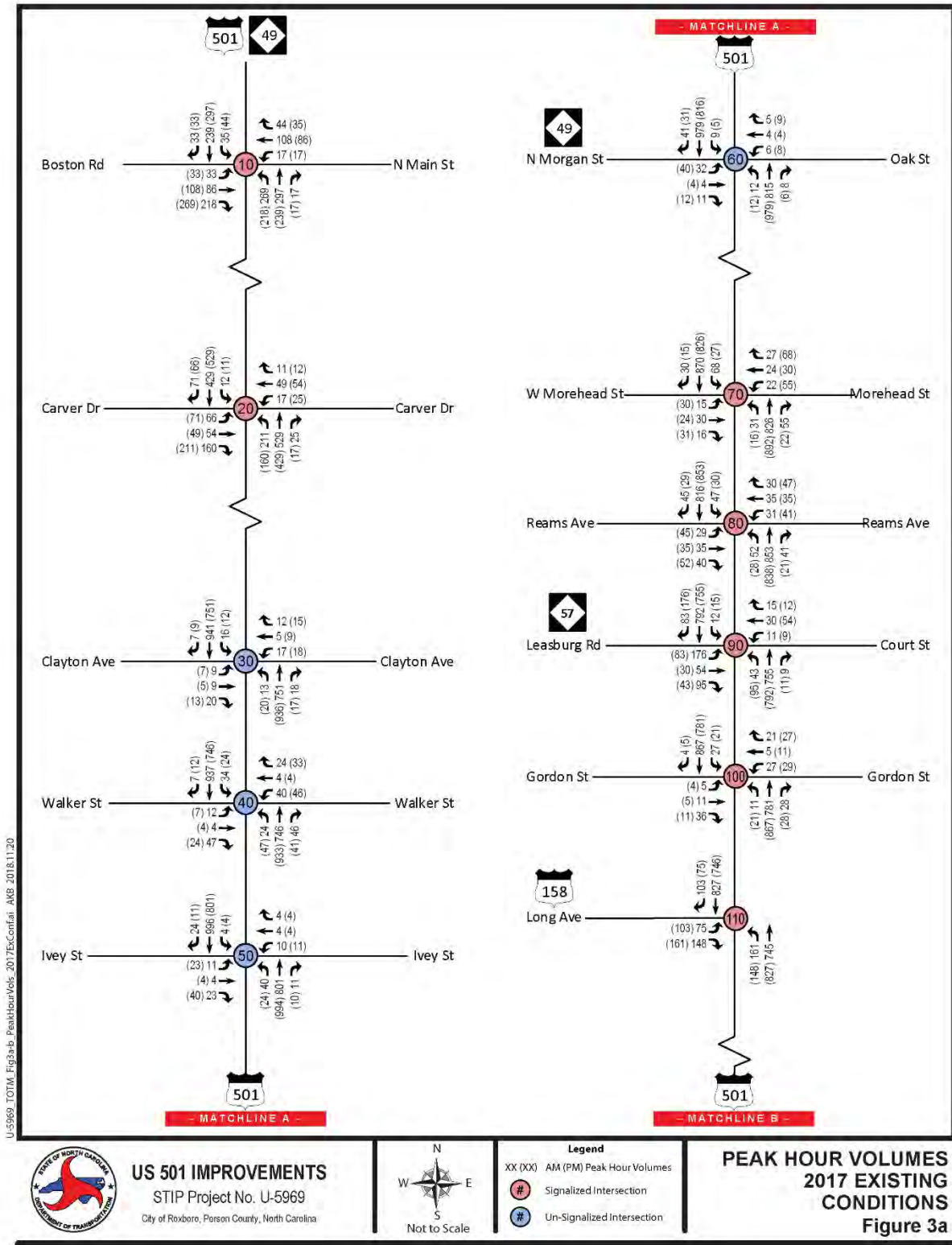
However, all the future build alternatives developed by Atkins as part of this study retain Chub Lake Street at Leasburg Road. Additionally, even though the proposed alternatives are removing the intersection of Hill Street at Johnson Street, they are not eliminating direct

access to US 501 from Johnson Street. As a result, the traffic diversion assumed in the Build Condition forecast is not appropriate for our alternative scenarios.

Atkins coordinated with the NCDOT Transportation Planning Division to discuss the impacts of the differences in assumptions for Build Alternatives, and based on their direction, used the 2040 No-Build Condition forecast as the basis for calculating the Build Scenario volumes (Correspondence is attached in **Appendix C**). The 2040 No-Build Forecast doesn't provide separate Annual Average Daily Traffic (AADT) for Hill Street and Johnson Street, but reports a combined AADT along Johnson Street instead. It should be noted that Hill Street intersects with Johnson Street just before the intersection with US 501 and reporting combined AADT was logical. To estimate volumes along Hill Street, it was assumed that 50% of the reported AADT on Johnson Street comes from Hill Street. Next, Origin-Destination (O-D) matrices were developed for AM and PM Peak hour utilizing the TransModeler ODME tool and peak hour turning movement counts.

AM and PM peak hour volumes on the study area roadway network under Existing 2017, 2040 No Build conditions are presented in **Figure 3** and **Figure 4** respectively. O-D matrices for AM and PM peak hours are included in **Appendix D**.

Figure 3. 2017 Existing Condition AM/PM Peak Hour Volumes



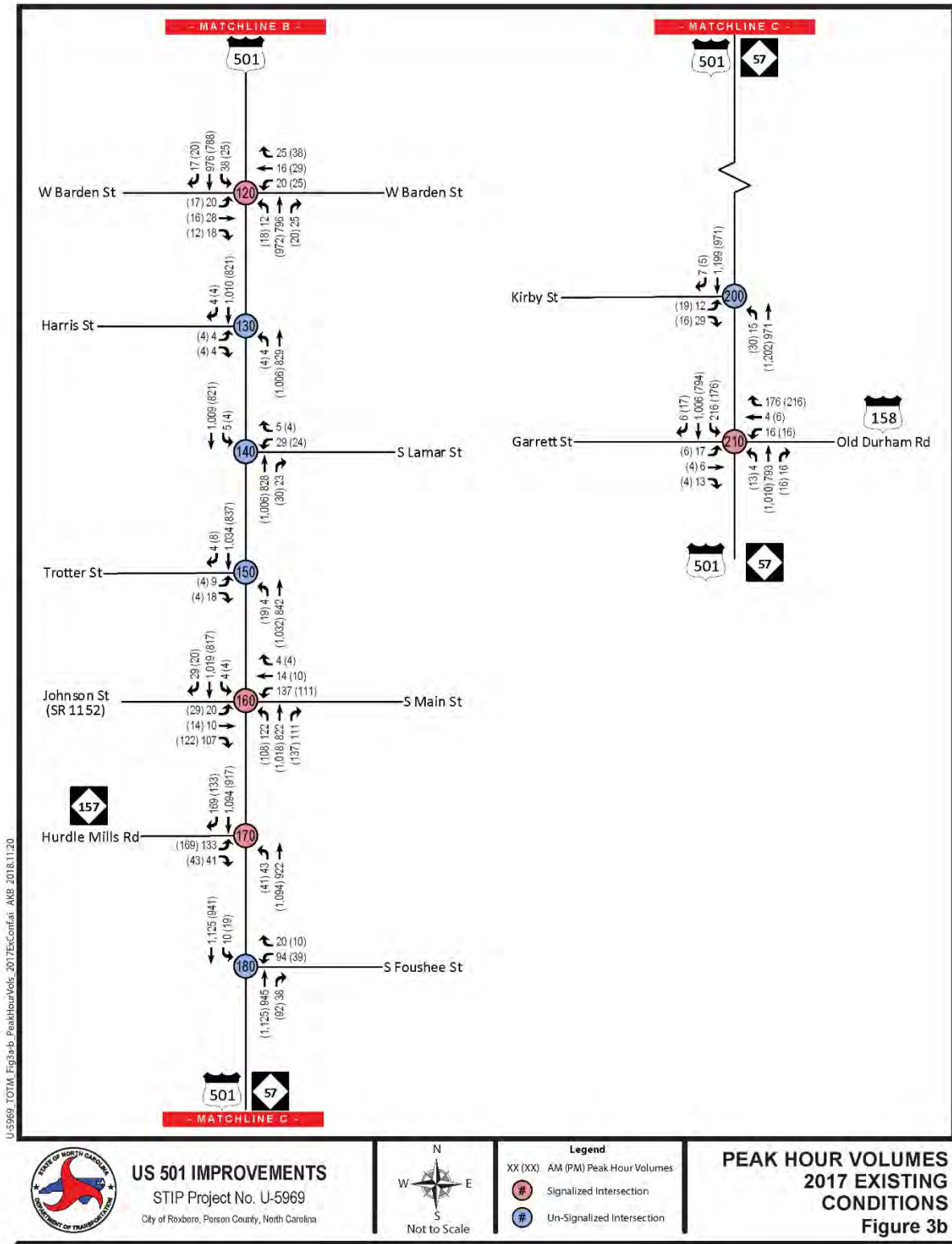
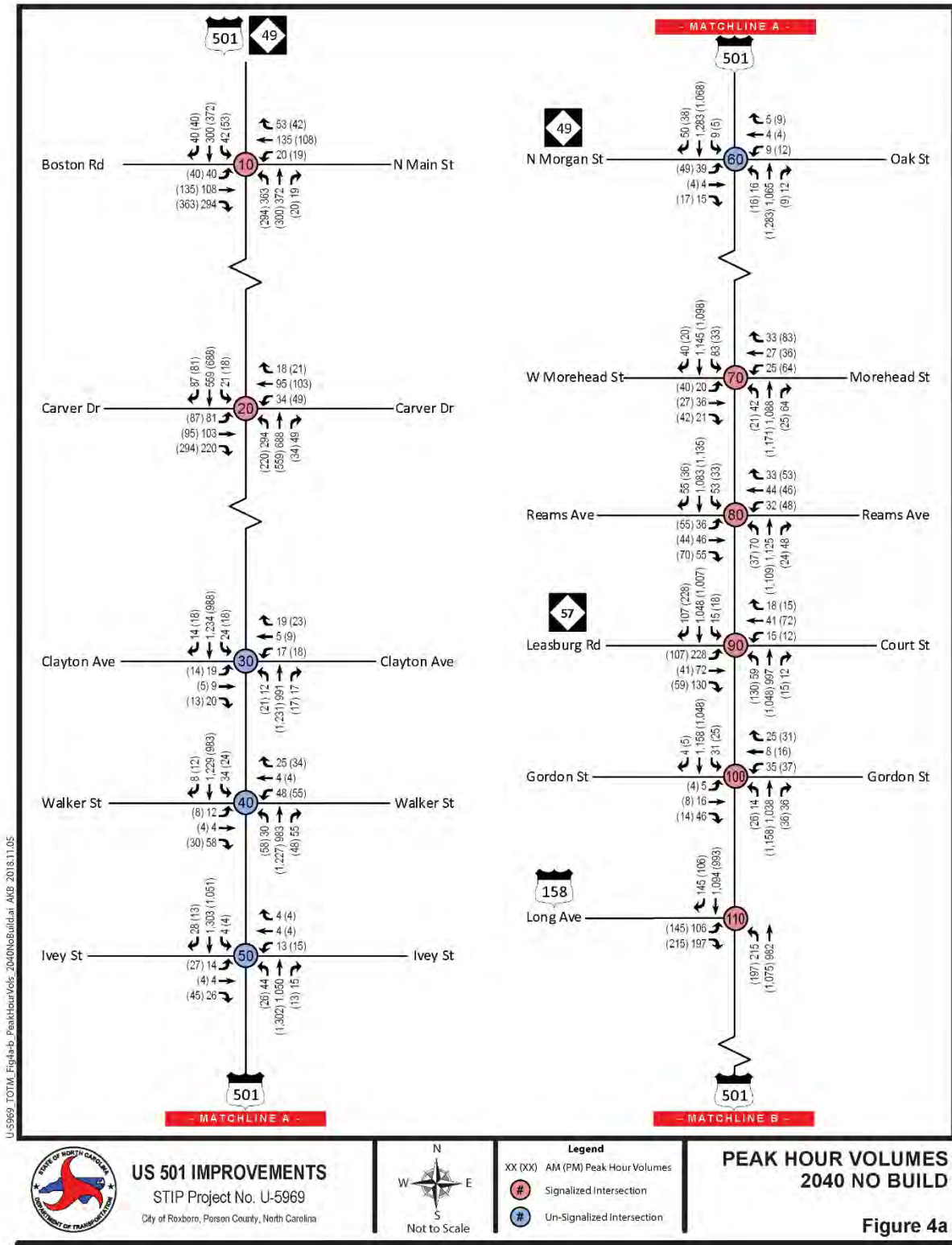
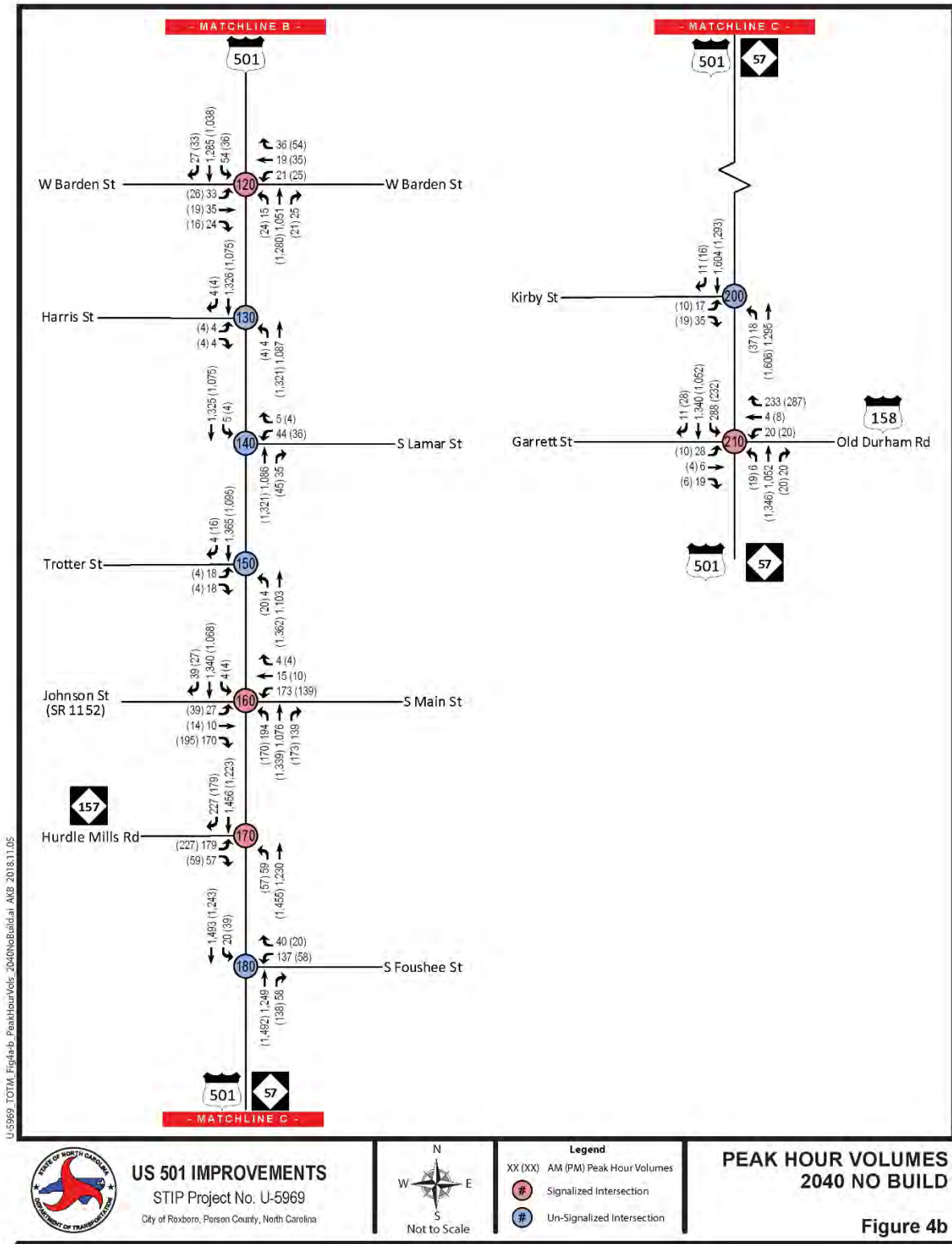


Figure 4. 2040 No Build Condition AM/PM Peak Hour Volumes





2.3 Traffic Analysis Methodology

TransModeler microsimulation software was used to analyze traffic operation. The analysis was performed in accordance to the guidelines and best practices outlined in the NCDOT Congestion Management Simulation Guidelines - TransModeler (October 1, 2016).

The study area for U-5969 was modeled using TransModeler 4.0 (Build 6275), which included approximately 3.0 miles of the US 501 (Madison Boulevard) corridor as well as intersections with multiple cross streets. The NCDOT Default Parameters file for level terrain was utilized to develop the base year model database. The roadway class was determined based on the functional classification of the roadways and posted speed limits.

The balanced turn volumes for warmup and peak periods were input into TransModeler for each intersection using the Intersection Toolbox for 2017 Existing and 2040 No Build conditions. For 2040 Build condition, traffic volumes were inputted as an O-D Matrix. Heavy vehicle percentages were specified using the appropriate methods recommended in the simulation guideline.

Atkins collected the traffic signal timing plans for the study area roadway network from NCDOT Highway Division 5. These signal plans were used to code the signalized intersections under existing conditions.

For future conditions, signal phasing was determined based on the congestion management recommended guidelines. Left turn phasing determination tables are presented in **Appendix E**.

Delay and level of service were used as measure of effectiveness (MOE) for the analysis. 95th percentile queue was also evaluated to determine storage length need for turn bays. Both delay and 95th percentile queue reported in this report were based on 10 runs and were calculated using the methodology recommended in the microsimulation guideline.

3 Operation Analysis Results

3.1 2017 Existing Condition

Traffic operation analysis results for signalized intersections under existing conditions are presented in Table 3. As can be seen from Table 3, all signalized intersections operate at an overall LOS A or B. Most side streets operate at LOS D or better in both peak hours.

All the lane groups along US 501 will operate at LOS D or better. The only exception is the left turn movement on northbound US 501 at the intersection with Johnson Street, which is operating at LOS E during both the peak hours. Lane groups at side street are experiencing delays; approximately 51% (18 of 35) of the lane groups on side streets are operating at LOS E or worse during either one or both the peak hours.

Delay and LOS for lane groups at unsignalized intersections are presented in Table 4. As can be seen from Table 4, only two of the lane groups are operating at LOS E or worse during the AM peak hour while 7 lane groups are operating at LOS E or worse during the PM peak hour.

Delay and LOS during the AM and PM peak hours under existing conditions are presented in Figure 5.

Table 3. Capacity Analysis Results for Signalized Intersections - 2017 Existing Condition

Intersection Number	Intersection	Approach	Lane Group	Delay ¹ (s)		Level of Service ²	
				AM	PM	AM	PM
10	US-501 at Boston Road	Overall		17.3	17.9	B	B
		Boston Road Southbound	L	51.6	46.7	D	D
			T	39.1	36.2	D	D
			R	21.8	20.3	C	C
		US-501 Westbound	L	10.3	9.0	B	A
			T	15.2	15.3	B	B
			R	21.5	19.4	C	B
		N Main Street Northbound	L	56.5	55.7	E	E
			T	37.5	34.4	D	C
			R	30.2	27.8	C	C
		US-501 Eastbound	L	7.2	11.3	A	B
			T	11.2	15.6	B	B
			TR	10.1	14.6	B	B

Intersection Number	Intersection	Approach	Lane Group	Delay ¹ (s)		Level of Service ²	
				AM	PM	AM	PM
20	US-501 at Carver Drive	Overall		15.7	18.5	B	B
		US-501 Southbound	L	14.1	12.6	B	B
			T	14.5	19.8	B	B
			TR	18.0	21.2	B	C
		Carver Drive Westbound	LTR	51.7	73.6	D	E
		US-501 Northbound	L	9.1	10.9	A	B
			T	5.6	6.9	A	A
			TR	5.4	7.0	A	A
		Carver Drive Eastbound	LT	41.5	41.3	D	D
			R	21.8	22.0	C	C
70	US-501 at Morehead Street	Overall		8.6	9.0	A	A
		US-501 Southbound	L	9.3	14.9	A	B
			T	4.0	5.0	A	A
			TR	3.5	4.9	A	A
		Morehead Street Westbound	LT	54.2	47.1	D	D
			R	54.2	47.3	D	D
		US-501 Northbound	L	10.0	8.4	A	A
			T	2.4	3.5	A	A
			TR	2.3	3.5	A	A
		Morehead Street Eastbound	LTR	59.5	54.5	E	D
80	US-501 at Reams Avenue	Overall		8.5	8.4	A	A
		US-501 Southbound	L	10.6	7.7	B	A
			T	2.7	2.6	A	A
			TR	3.0	3.3	A	A
		Reams Avenue Westbound	L	61.1	58.8	E	E
			TR	55.1	48.6	E	D
		US-501 Northbound	L	7.1	10.4	A	B
			T	2.2	2.9	A	A
			TR	2.6	3.1	A	A
		Reams Avenue Eastbound	L	61.3	59.1	E	E
TR	50.6		50.5	D	D		

Intersection Number	Intersection	Approach	Lane Group	Delay ¹ (s)		Level of Service ²	
				AM	PM	AM	PM
90	US-501 at NC-57 (Leasburg Road)	Overall		8.6	9.2	A	A
		US-501 Southbound	L	16.1	13.3	B	B
			T	3.4	3.5	A	A
			TR	3.6	3.9	A	A
		Court Street Westbound	L	76.5	62.2	E	E
			TR	51.5	47.5	D	D
		US-501 Northbound	L	8.1	16.1	A	B
			T	3.1	3.9	A	A
			TR	3.4	4.0	A	A
		NC-57 Eastbound	LTR	54.6	55.0	D	D
100	US-501 at Gordon Street	Overall		4.3	4.5	A	A
		US-501 Southbound	L	9.3	9.5	A	A
			T	1.1	1.3	A	A
			TR	1.6	1.5	A	A
		Gordon Street Westbound	L	57.7	56.3	E	E
			TR	63.7	57.2	E	E
		US-501 Northbound	L	5.9	7.5	A	A
			T	2.0	3.0	A	A
			TR	2.0	3.0	A	A
		Gordon Street Eastbound	L	78.2	82.3	E	F
TR	75.6		66.3	E	E		
110	US-501 at US-158 (Long Ave)	Overall		9.5	10.2	A	B
		US-501 Southbound	T	5.4	5.1	A	A
			TR	6.6	6.5	A	A
		US-501 Northbound	L	9.3	13.1	A	B
			T	5.2	5.3	A	A
		US-158 Eastbound	L	48.9	49.3	D	D
R	36.9		37.0	D	D		

Intersection Number	Intersection	Approach	Lane Group	Delay ¹ (s)		Level of Service ²	
				AM	PM	AM	PM
120	US-501 at West Barden Street	Overall		6.1	7.2	A	A
		US-501 Southbound	L	13.5	18.5	B	B
			T	4.2	4.9	A	A
			TR	4.7	5.1	A	A
		Barden Street Westbound	LTR	25.1	25.4	C	C
		US-501 Northbound	L	12.4	12.4	B	B
			T	5.5	6.8	A	A
			TR	5.8	6.8	A	A
		Barden Street Eastbound	LTR	27.0	28.2	C	C
160	US-501 at Johnson Street	Overall		18.0	19.3	B	B
		US-501 Southbound	L	32.8	51.7	C	D
			T	21.9	25.6	C	C
			TR	22.8	27.1	C	C
		S Main Street Westbound	L	49.6	52.1	D	D
			TR	61.2	66.4	E	E
		US-501 Northbound	L	76.2	74.5	E	E
			T	2.4	2.5	A	A
			TR	0.4	0.3	A	A
		Johnson Street Eastbound	L	59.9	62.0	E	E
			TR	56.2	56.4	E	E
170	US-501 at Hurdle Mills Road	Overall		16.2	18.3	B	B
		US-501 Southbound	T	0.2	0.1	A	A
			R	0.1	0.1	A	A
		US-501 Northbound	L	27.9	34.6	C	C
			T	23.4	26.9	C	C
		South Main Street Eastbound	L	64.5	66.1	E	E
			LR	62.2	64.4	E	E

Intersection Number	Intersection	Approach	Lane Group	Delay ¹ (s)		Level of Service ²	
				AM	PM	AM	PM
210	US-501 at Garrett Street	Overall		9.3	10.8	A	B
		US-501 Southbound	L	5.3	8.4	A	A
			T	2.2	2.7	A	A
			TR	2.2	2.2	A	A
		Old Durham Road Westbound	LT	75.4	79.8	E	E
			R	37.1	36.1	D	D
		US-501 Northbound	L	19.0	24.0	B	C
			T	9.5	11.2	A	B
			R	5.2	8.5	A	A
		Garrett Street Eastbound	LTR	59.3	65.5	E	E

1- Delay shown is the 95th percentile worst case control delay for the full 60-minute simulation period as derived from the 10 random seed simulations.

2- Level of Service shown is Simulation based and calculated in a manner that is consistent with the HCM 2010 Methodologies.

Table 4. Capacity Analysis Results for Un-Signalized Intersections - 2017 Existing Condition

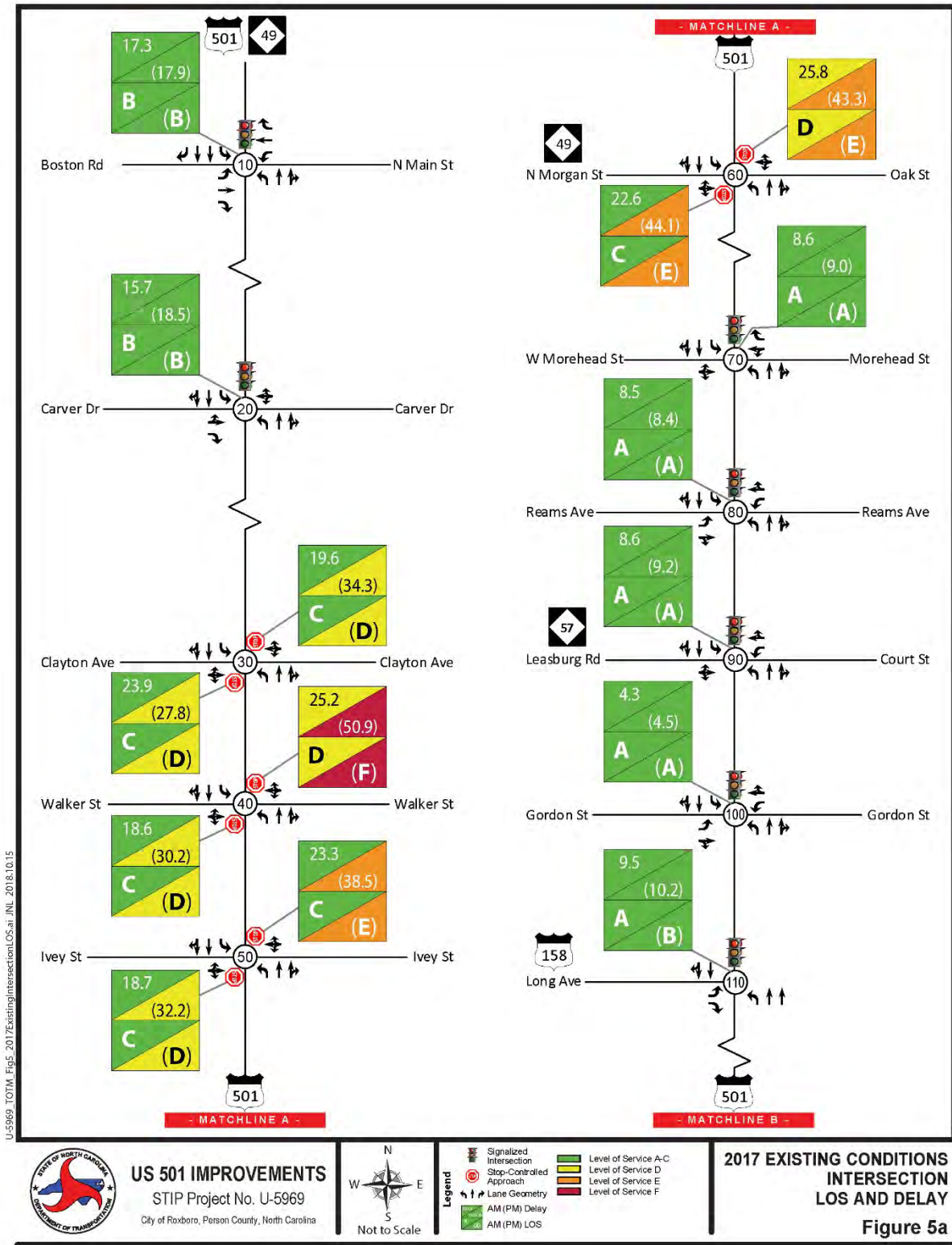
Intersection Number	Intersection	Approach	Lane Group	Delay ² (s)		Level of Service ³	
				AM	PM	AM	PM
30	US-501 at Clayton Avenue	US-501 Southbound	L	7.4	15.3	A	C
		Clayton Avenue Westbound	LTR	19.6	34.3	C	D
		US-501 Northbound	L	7.4	8.0	A	A
		Clayton Avenue Eastbound	LTR	23.9	27.8	C	D
40	US-501 at Walker Street	US-501 Southbound	L	7.1	11.2	A	B
		Walker Street Westbound	LTR	25.2	50.9	D	F
		US-501 Northbound	L	4.9	6.5	A	A
		Walker Street Eastbound	LTR	18.6	30.2	C	D
50	US-501 at Ivey Street	US-501 Southbound	L	10.1	18.0	B	C
		Ivey Street Westbound	LTR	23.3	38.5	C	E
		US-501 Northbound	L	6.8	9.1	A	A
		Ivey Street Eastbound	LTR	18.7	32.2	C	D
60	US-501 at N Morgan Street	US-501 Southbound	L	10.3	10.3	B	B
		Oak Street Westbound	LTR	25.8	43.3	D	E
		US-501 Northbound	L	5.7	7.7	A	A
		N Morgan Street Eastbound	LTR	22.6	44.1	C	E
130	US-501 at Harris Street	US-501 Northbound	L	6.7	9.7	A	A
		Harris Street Eastbound	LR	17.3	26.2	C	D
140	US-501 at Lamar Street	US-501 Southbound	L	13.1	29.7	B	D
		Lamar Street Westbound	L	37.9	45.3	E	E
			R	20.1	19.7	C	C
150	US-501 at Trotter Street	US-501 Northbound	L	5.7	5.9	A	A
		Trotter Street Eastbound	LR	19.4	22.8	C	C
180	US-501 at Foushee Street	US-501 Southbound	L	12.2	15.8	B	C
		Foushee Street Westbound	L	35.4	54.0	E	F
			R	23.7	24.0	C	C
200	US-501 at Kirby Street	US-501 Northbound	L	9.6	11.6	A	B
		Kirby Street Eastbound	LR	23.6	36.9	C	E

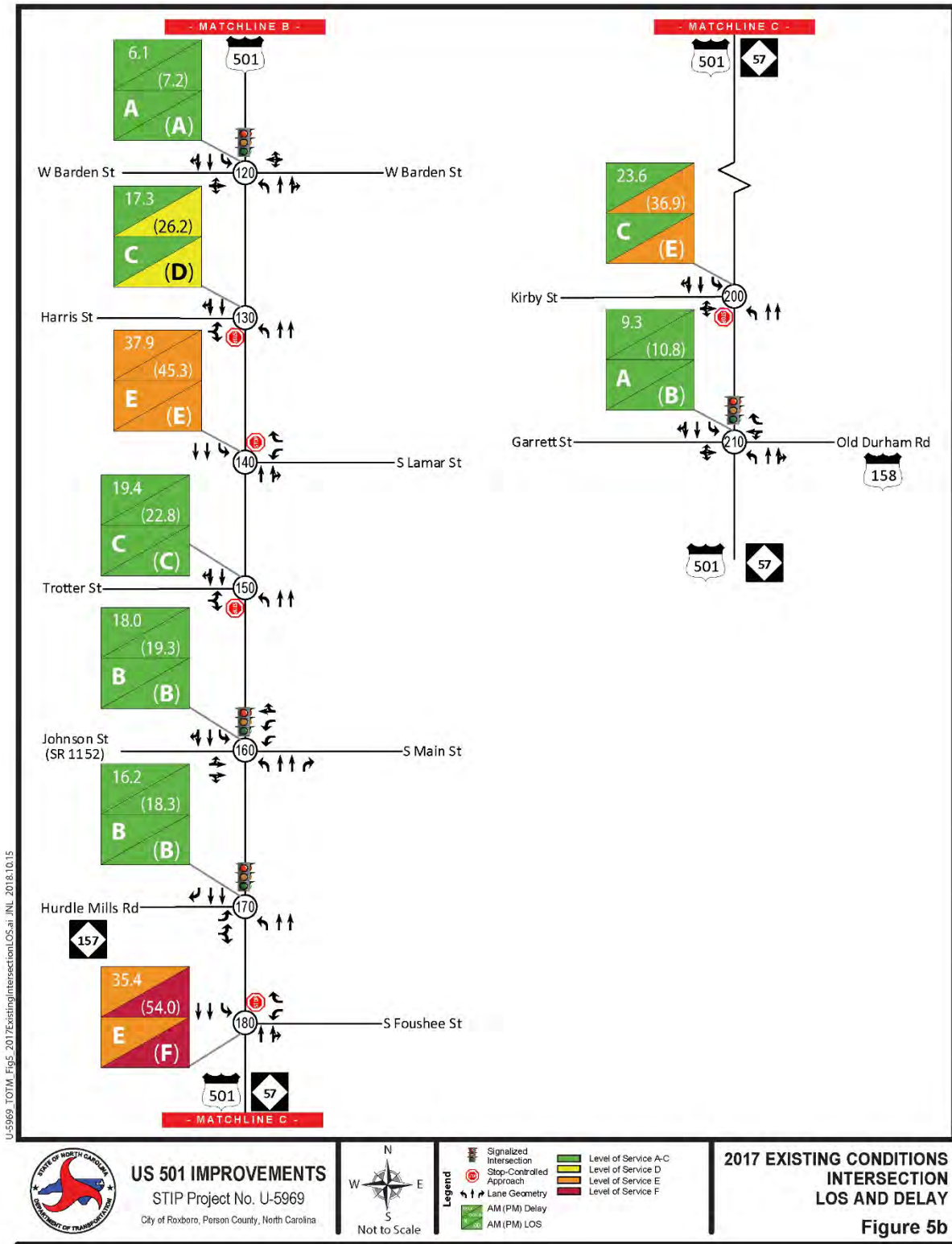
1- Results for un-signalized intersections include only the movements that have conflicting flow and thus have the potential to incur control delay.

2- Delay shown is the 95th percentile worst case control delay for the full 60-minute simulation period as derived from the 10 random seed simulations.

3- Level of Service shown is Simulation based and calculated in a manner that is consistent with the HCM 2010 Methodologies.

Figure 5. 2017 Existing Condition Capacity Analysis Results





3.2 2040 No Build Condition

Delay and LOS for signalized and unsignalized intersections are presented in **Table 5** and **Table 6** respectively.

As can be seen from **Table 5**, all the signalized intersections will experience higher delay in 2040 when compared to existing conditions. However, even with this increased delay, the overall intersection would operate at LOS D or better during both the peak hours.

With the increase in traffic volume, left turn movements from US 501 are expected to experience higher delay with the following movements operating at LOS E or worse during the peak hours as indicated:

- US 501 Southbound Left Turn at Morehead Street (AM)
- US 501 Northbound Left Turn at NC 57 (Leasburg Road) (PM)
- US 501 Northbound Left Turn at US 158 (Long Avenue) (AM and PM)
- US 501 Southbound Left Turn at Johnson Street (AM and PM)
- US 501 Northbound Left Turn at Johnson Street (AM and PM)
- US 501 Northbound Left Turn at Hurdle Mills Road (PM)

The side streets at stop-controlled intersections are expected to experience higher delay. As can be seen from **Table 6**, all the lane groups on the side streets would operate at LOS E or worse during either or both peak hours.

The projected delay and level of service for each unsignalized intersection under the 2040 No Build condition is presented in **Figure 6**.

Table 5. Capacity Analysis Results for Signalized Intersections- 2040 No Build Condition

Intersection Number	Intersection	Approach	Lane Group	Delay ¹ (s)		Level of Service ²	
				AM	PM	AM	PM
10	US-501 at Boston Road	Overall		17.9	18.7	B	B
		Boston Road Southbound	L	34.4	32.8	C	C
			T	22.5	21.8	C	C
			R	8.7	7.2	A	A
		US-501 Westbound	L	37.4	33.8	D	C
			T	20.0	24.3	B	C
			R	25.9	29.3	C	C
		N Main Street Northbound	L	44.6	44.8	D	D
			T	23.9	22.5	C	C
			R	16.3	11.8	B	B
		US-501 Eastbound	L	25.7	26.4	C	C
			T	15.9	18.5	B	B
			TR	16.2	18.7	B	B
20	US-501 at Carver Drive	Overall		23.4	35.7	C	D
		US-501 Southbound	L	20.7	27.6	C	C
			T	18.1	22.5	B	C
			TR	16.5	23.3	B	C
		Carver Drive Westbound	LTR	95.6	236.4	F	F
		US-501 Northbound	L	39.9	41.0	D	D
			T	8.2	11.1	A	B
			TR	8.0	10.1	A	B
		Carver Drive Eastbound	LT	37.3	36.5	D	D
			R	19.2	20.4	B	C

Intersection Number	Intersection	Approach	Lane Group	Delay ¹ (s)		Level of Service ²	
				AM	PM	AM	PM
70	US-501 at Morehead Street	Overall		9.8	9.6	A	A
		US-501 Southbound	L	83.5	25.4	F	C
			T	4.2	5.1	A	A
			TR	3.8	5.2	A	A
		Morehead Street Westbound	LT	58.2	64.3	E	E
			R	56.9	55.2	E	E
		US-501 Northbound	L	15.0	15.2	B	B
			T	3.8	2.1	A	A
			TR	4.1	2.1	A	A
		Morehead Street Eastbound	LTR	62.9	70.9	E	E
80	US-501 at Reams Avenue	Overall		9.2	10.1	A	B
		US-501 Southbound	L	8.9	16.2	A	B
			T	2.3	3.9	A	A
			TR	2.6	4.0	A	A
		Reams Avenue Westbound	L	68.4	76.8	E	E
			TR	57.6	56.3	E	E
		US-501 Northbound	L	13.8	15.3	B	B
			T	3.9	4.2	A	A
			TR	4.5	4.8	A	A
		Reams Avenue Eastbound	L	63.2	72.9	E	E
TR	57.5		51.5	E	D		
90	US-501 at NC-57 (Leasburg Road)	Overall		13.4	17.7	B	B
		US-501 Southbound	L	9.9	24.6	A	C
			T	4.0	11.3	A	B
			TR	4.3	12.6	A	B
		Court Street Westbound	L	58.1	61.0	E	E
			TR	53.6	48.1	D	D
		US-501 Northbound	L	12.3	74.0	B	E
			T	4.3	6.2	A	A
			TR	4.3	5.6	A	A
		NC-57 Eastbound	LTR	92.5	72.4	F	E

Intersection Number	Intersection	Approach	Lane Group	Delay ¹ (s)		Level of Service ²	
				AM	PM	AM	PM
100	US-501 at Gordon Street	Overall		5.5	4.5	A	A
		US-501 Southbound	L	12.7	8.3	B	A
			T	2.7	0.5	A	A
			TR	2.7	0.8	A	A
		Gordon Street Westbound	L	115.7	101.7	F	F
			TR	70.5	65.5	E	E
		US-501 Northbound	L	7.2	4.5	A	A
			T	1.7	1.9	A	A
			TR	1.5	1.6	A	A
		Gordon Street Eastbound	L	161.3	148.6	F	F
			TR	76.5	63.6	E	E
110	US-501 at US-158 (Long Ave)	Overall		13.7	15.4	B	B
		US-501 Southbound	T	5.9	6.8	A	A
			TR	7.5	7.8	A	A
		US-501 Northbound	L	60.2	63.2	E	E
			T	5.2	6.8	A	A
		US-158 Eastbound	L	52.4	59.2	D	E
			R	38.9	36.3	D	D
120	US-501 at West Barden Street	Overall		5.7	8.3	A	A
		US-501 Southbound	L	17.1	20.6	B	C
			T	4.0	4.7	A	A
			TR	4.2	4.5	A	A
		Barden Street Westbound	LTR	29.9	36.4	C	D
		US-501 Northbound	L	12.8	17.6	B	B
			T	4.5	7.2	A	A
			TR	5.1	7.6	A	A
		Barden Street Eastbound	LTR	33.8	61.9	C	E

Intersection Number	Intersection	Approach	Lane Group	Delay ¹ (s)		Level of Service ²	
				AM	PM	AM	PM
160	US-501 at Johnson Street	Overall		20.6	23.8	C	C
		US-501 Southbound	L	57.6	70.6	E	E
			T	22.7	33.9	C	C
			TR	22.4	34.5	C	C
		S Main Street Westbound	L	66.3	55.3	E	E
			TR	83.8	54.1	F	D
		US-501 Northbound	L	84.4	79.7	F	E
			T	2.1	3.4	A	A
			TR	0.4	0.5	A	A
		Johnson Street Eastbound	L	70.0	64.0	E	E
			TR	66.8	57.6	E	E
170	US-501 at Hurdle Mills Road	Overall		16.2	23.8	B	C
		US-501 Southbound	T	0.7	0.1	A	A
			R	0.3	0.1	A	A
		US-501 Northbound	L	35.6	59.4	D	E
			T	22.1	37.2	C	D
		South Main Street Eastbound	L	76.2	67.2	E	E
			LR	71.6	68.3	E	E
210	US-501 at Garrett Street	Overall		13.9	15.2	B	B
		US-501 Southbound	L	46.2	42.6	D	D
			T	3.3	5.0	A	A
			TR	2.3	3.9	A	A
		Old Durham Road Westbound	LT	92.6	74.7	F	E
			R	39.1	35.4	D	D
		US-501 Northbound	L	9.9	23.7	A	C
			T	10.7	14.1	B	B
			R	8.6	16.2	A	B
		Garrett Street Eastbound	LTR	91.9	61.5	F	E

1- Delay shown is the 95th percentile worst case control delay for the full 60-minute simulation period as derived from the 10 random seed simulations.

2- Level of Service shown is Simulation based and calculated in a manner that is consistent with the HCM 2010 Methodologies.

Table 6. Capacity Analysis Results for Un-Signalized Intersections - 2040 No Build Condition

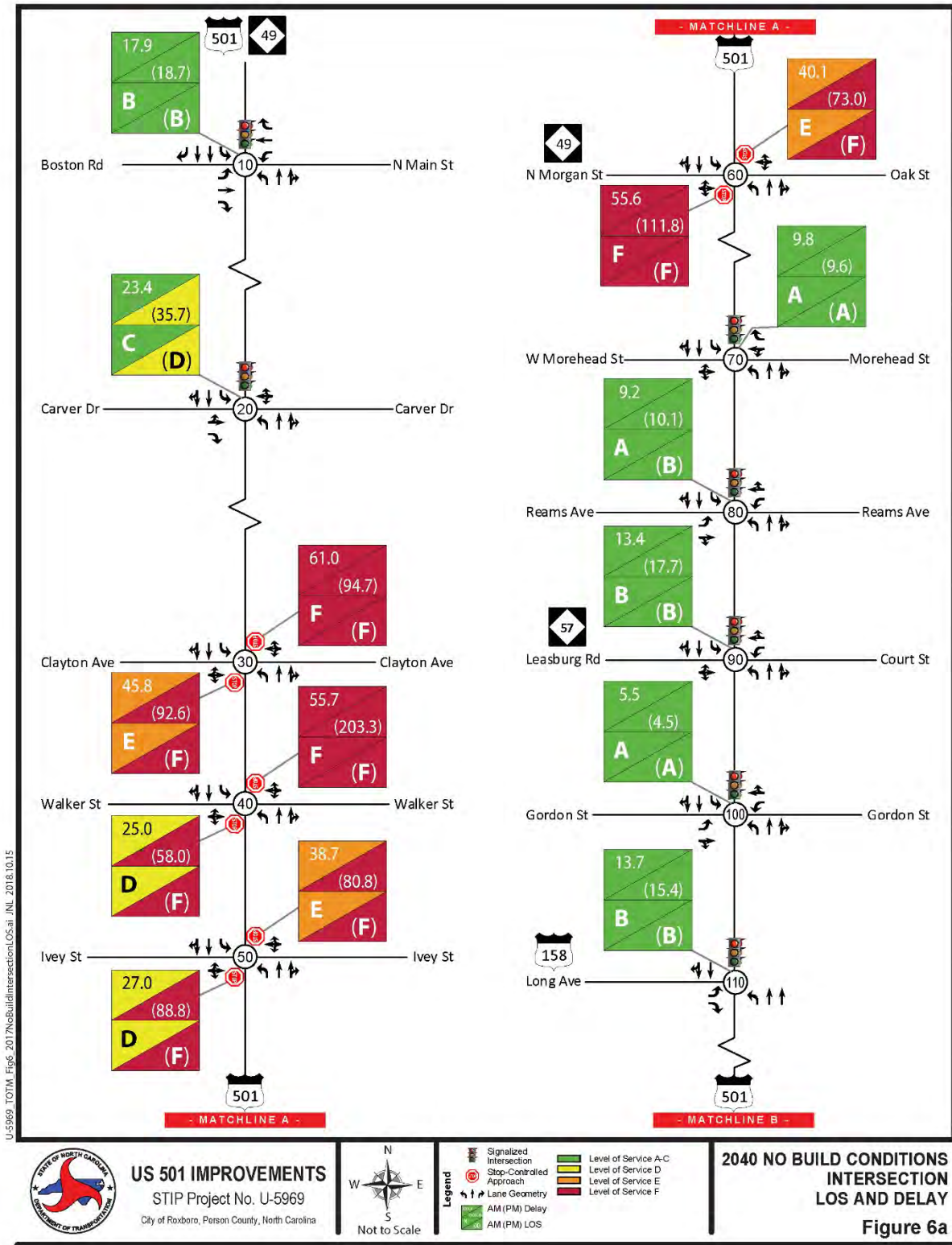
Intersection Number	Intersection	Approach	Lane Group	Delay ² (s)		Level of Service ³	
				AM	PM	AM	PM
30	US-501 at Clayton Avenue	US-501 Southbound	L	13.2	19.4	B	C
		Clayton Avenue Westbound	LTR	61.0	94.7	F	F
		US-501 Northbound	L	7.2	13.8	A	B
		Clayton Avenue Eastbound	LTR	45.8	92.6	E	F
40	US-501 at Walker Street	US-501 Southbound	L	11.5	17.7	B	C
		Walker Street Westbound	LTR	55.7	203.3	F	F
		US-501 Northbound	L	6.0	10.2	A	B
		Walker Street Eastbound	LTR	25.0	58.0	D	F
50	US-501 at Ivey Street	US-501 Southbound	L	11.4	19.6	B	C
		Ivey Street Westbound	LTR	38.7	80.8	E	F
		US-501 Northbound	L	8.7	9.5	A	A
		Ivey Street Eastbound	LTR	27.0	88.8	D	F
60	US-501 at N Morgan Street	US-501 Southbound	L	21.3	23.2	C	C
		Oak Street Westbound	LTR	40.1	73.0	E	F
		US-501 Northbound	L	8.2	13.7	A	B
		N Morgan Street Eastbound	LTR	55.6	111.8	F	F
130	US-501 at Harris Street	US-501 Northbound	L	11.0	13.9	B	B
		Harris Street Eastbound	LR	24.6	26.9	C	D
140	US-501 at Lamar Street	US-501 Southbound	L	17.1	40.1	C	E
		Lamar Street Westbound	L	46.9	72.7	E	F
			R	25.5	32.5	D	D
150	US-501 at Trotter Street	US-501 Northbound	L	7.7	11.0	A	B
		Trotter Street Eastbound	LR	25.0	40.5	D	E
180	US-501 at Foushee Street	US-501 Southbound	L	15.1	31.5	C	D
		Foushee Street Westbound	L	216.4	471.5	F	F
			R	50.8	104.2	F	F
200	US-501 at Kirby Street	US-501 Northbound	L	12.2	18.9	B	C
		Kirby Street Eastbound	LR	31.7	52.7	D	F

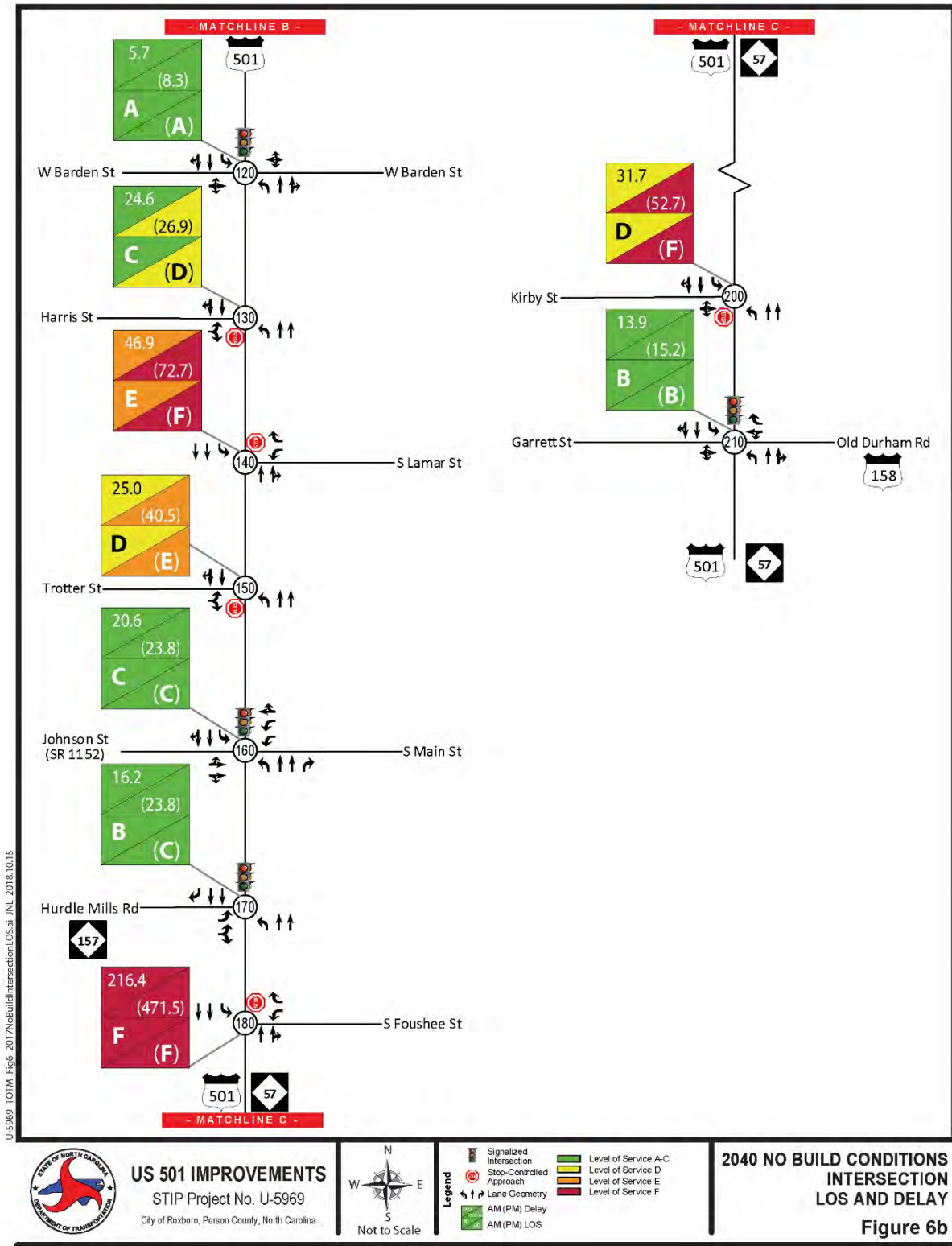
1- Results for un-signalized intersections include only the movements that have conflicting flow and thus have the potential to incur control delay.

2- Delay shown is the 95th percentile worst case control delay for the full 60-minute simulation period as derived from the 10 random seed simulations.

3- Level of Service shown is Simulation based and calculated in a manner that is consistent with the HCM 2010 Methodologies.

Figure 6. 2040 No Build Condition Capacity Analysis Results





4 2040 Build Condition Analyses

4.1 Description of Alternatives

In conjunction with the Town of Roxboro, the NCDOT Congestion Management Unit and NCDOT Division 5 personnel, four alternatives were developed for the study area corridor. All four alternatives propose to convert US 501 into a median divided facility. Access control measures were also implemented along the corridor by converting several full movement intersections into right-in/right-out (RI/RO) intersections.

A brief description of each alternative is presented below.

Alternative 1

Proposed roadway geometry under Alternative 1 is presented in **Figure 7a-f**. As shown, Alternative 1 eliminates the center median left turn lane by installing a concrete barrier. With the introduction of median barrier, all the existing stop-control intersections will be converted from full movement to RI/RO only. The only exceptions are the intersections of Clayton Avenue and Ivey Street with US 501, which will be converted into signalized intersections to facilitate U-turn movements.

The following existing signalized intersections will also be converted into stop-control intersections with only RI/RO movement allowed from/to the side streets:

- Reams Avenue at US 501
- Gordon Street at US 501
- S. Main Street/Hill Street at US 501

The rest of the signalized intersections will remain signalized in the future. U-turns will be allowed at some of these signalized intersections as identified throughout **Figure 7**.

Currently, Johnson Street intersects with Hill Street approximately 100 feet west of the intersection of Hill Street at US 501. Under Alternative 1, Johnson Street will be realigned from its current location to intersect directly with US 501. This realignment will eliminate the existing intersection at Hill Street and create a new one at US 501. **Figure 7b** shows the proposed alignment for Johnson Street.

S. Main Street between US 501 and Barden Street will be converted into a one-way street with movement permitted only in the northbound direction. North of Barden Street, S. Main Street will remain a two-way street. With this conversion, only right-in (inbound) movement from US 501 onto S. Main Street will be allowed. Traffic that was previously traveling along S. Main Street to access US 501 will use W Barden Street to access US 501.

Under Alternative 1, Hurdle Mills Road/S. Main Street will be realigned to intersect US 501 south of its current location. This proposed realignment is also illustrated in **Figure 7b**.

Alternative 2

Alternative 2 is like Alternative 1 except for the proposed changes in S. Main Street. In Alternative 2, S. Main Street will remain a two-way street beyond Barden Street and will be realigned from its current location to further north. The realigned S. Main Street will intersect US 501 across realigned Johnson Street. The new intersection of Johnson Street/S.

Main Street at US 501 will be a full access intersection. Therefore, vehicles can traverse directly onto and out of S. Main Street and will not need any diversion.

The proposed modification of S. Main Street is presented in **Figure 7g**.

Alternative 3

Alternative 3 is like Alternative 1 except for the proposed changes in S. Main Street and Johnson Street which are illustrated in **Figure 7h**. As shown, under Alternative 3 Johnson Street will be terminated north of Hill Street, removing the intersection between Johnson Street and Hill Street. A roundabout is also proposed at the convergence of Winhaven Street, Cody Street and Trotter Street. Traffic that was previously using Johnson Street to traverse to Hill Street and then to access US 501 will now use this roundabout to access Trotter Street and from there, access US 501.

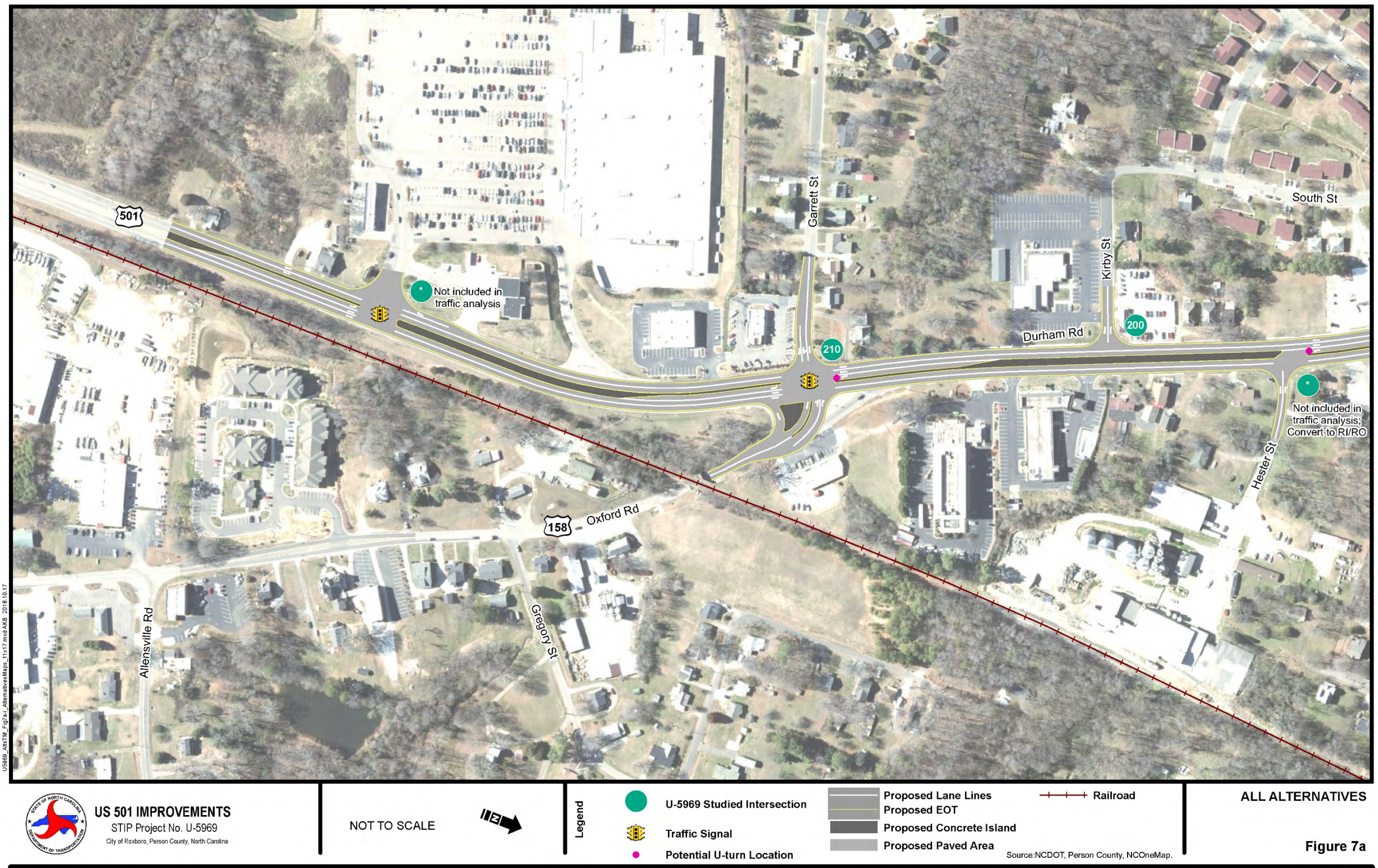
In Alternative 3, S. Main Street will be merged with Trotter Street to form one continuous street and the existing intersection of Trotter Street at US 501 serve as a gateway to S. Main Street. The intersection of US 501 and Trotter Street will be converted into a signalized intersection.

S. Main Street between US 501 and Trotter Street will be converted into a one-way street with traffic movement permitted in the northbound direction.

Alternative 4

Alternative 4 is like Alternative 1 except at the intersection of S. Main Street with US 501. In Alternative 4, S. Main Street will retain its current alignment but will be converted into a RI/RO facility at the intersection with US 501. This can be seen in **Figure 7i**.

Figure 7. Alternatives Maps





US 501 IMPROVEMENTS
 STIP Project No. U-5969
 City of Roxboro, Person County, North Carolina

NOT TO SCALE

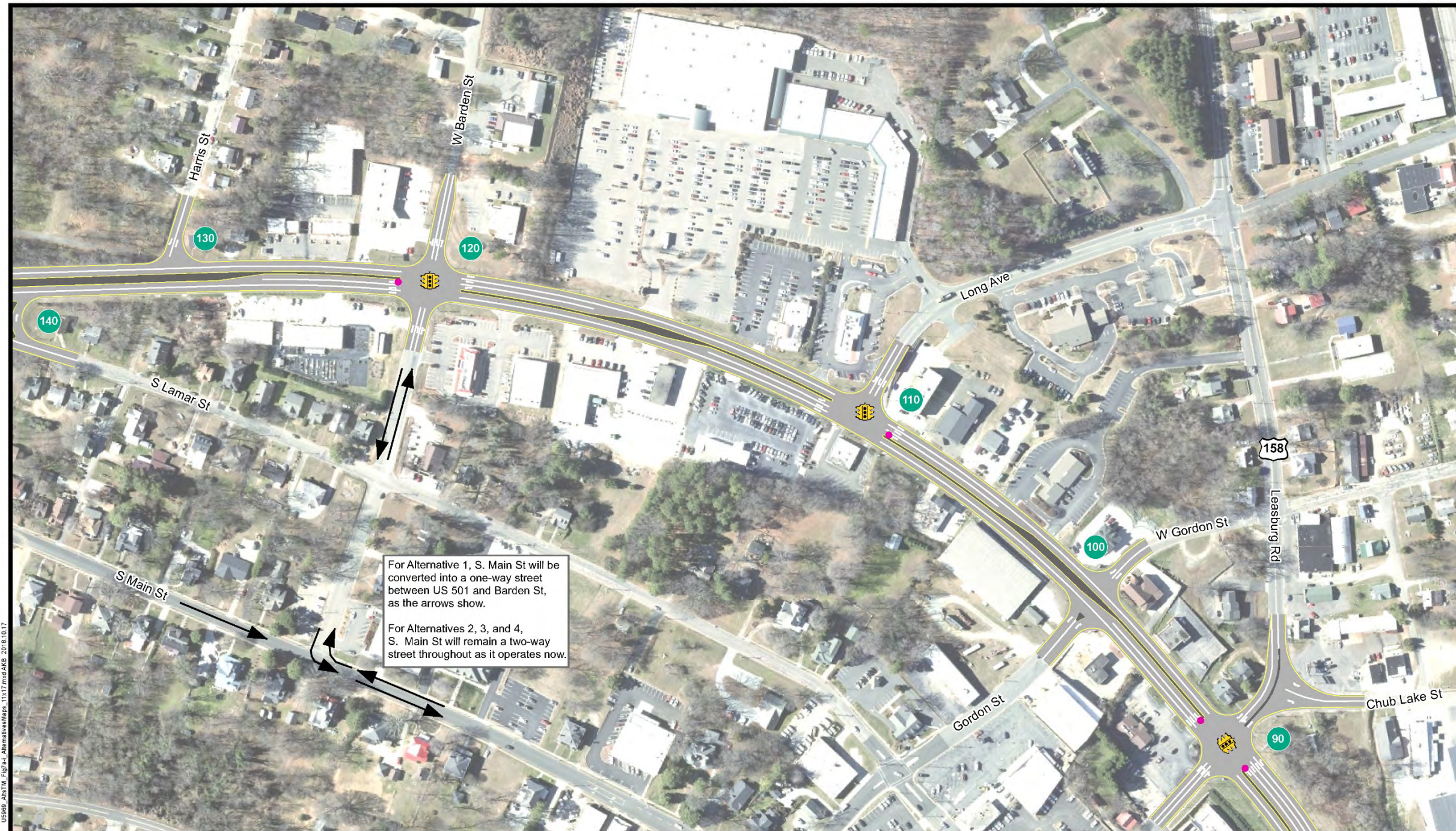
Legend

- U-5969 Studied Intersection
- Traffic Signal
- Potential U-turn Location
- Proposed Lane Lines
- Proposed EOT
- Proposed Concrete Island
- Proposed Paved Area
- Railroad

Source: NCDOT, Person County, NCOneMap.

ALTERNATIVE 1

Figure 7b



For Alternative 1, S. Main St will be converted into a one-way street between US 501 and Barden St, as the arrows show.

For Alternatives 2, 3, and 4, S. Main St will remain a two-way street throughout as it operates now.

US 501 IMPROVEMENTS
 STIP Project No. U-5969
 City of Roxboro, Person County, North Carolina

NOT TO SCALE

Legend

- U-5969 Studied Intersection
- Traffic Signal
- Potential U-turn Location
- Proposed Lane Lines
- Proposed EOT
- Proposed Concrete Island
- Proposed Paved Area
- Railroad

Source: NCDOT, Person County, NCOneMap.

ALL ALTERNATIVES
Figure 7c



U5969_AerialMap_Fig 7d_AlternativesMap_11x17.mxd AKS 2016.10.17



US 501 IMPROVEMENTS
STIP Project No. U-5969
City of Roxboro, Person County, North Carolina

NOT TO SCALE



Legend

- U-5969 Studied Intersection
- Traffic Signal
- Potential U-turn Location

- Proposed Lane Lines
- Proposed EOT
- Proposed Concrete Island
- Proposed Paved Area

Railroad

Source: NCDOT, Person County, NCOneMap.

ALL ALTERNATIVES

Figure 7d



U5969_AerialMap_Fig 7e_AlternativesMap_11x17.mxd AKB 2016.10.17



US 501 IMPROVEMENTS
 STIP Project No. U-5969
 City of Roxboro, Person County, North Carolina

NOT TO SCALE



Legend

- U-5969 Studied Intersection
- Traffic Signal
- Potential U-turn Location

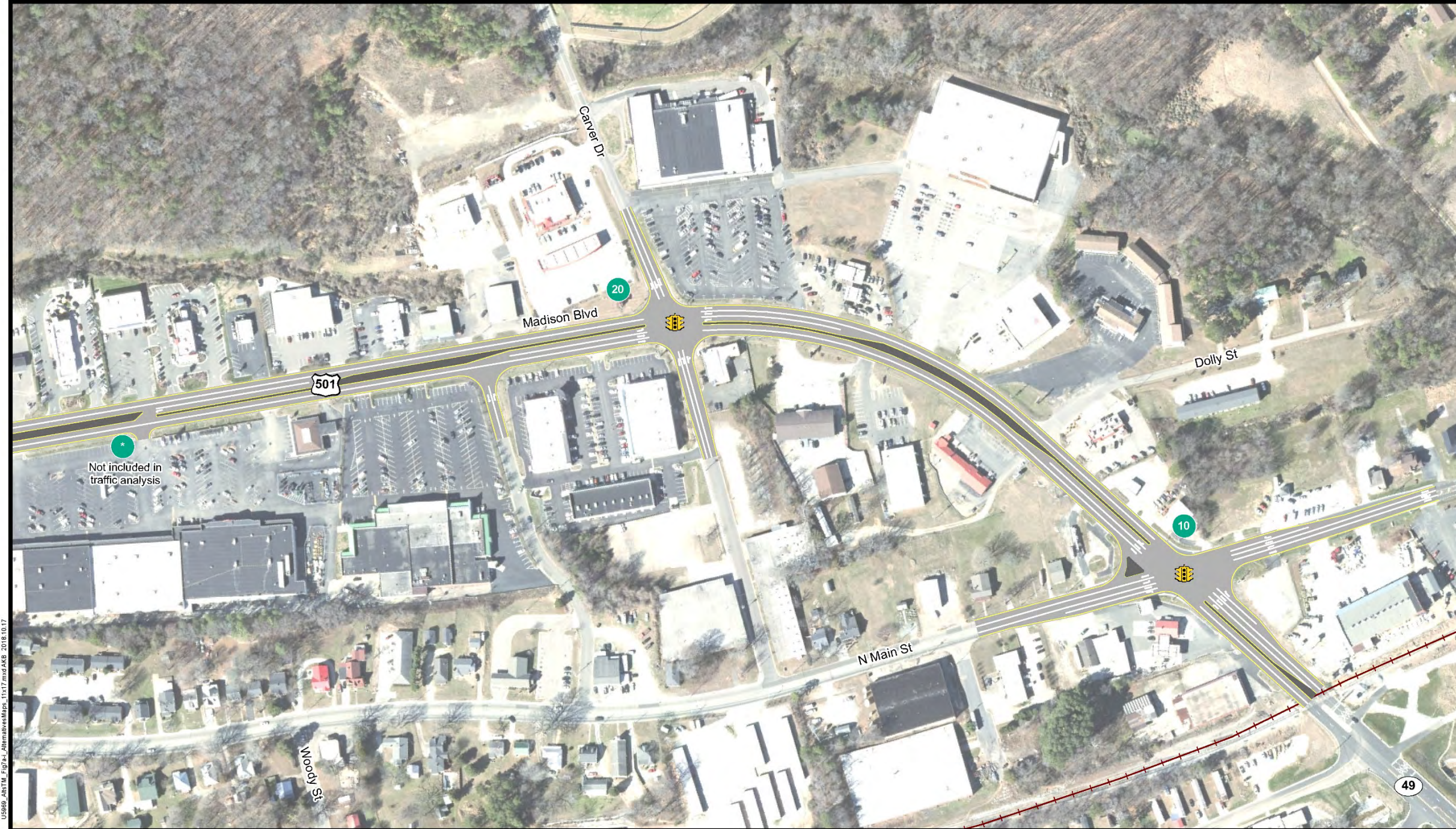
- Proposed Lane Lines
- Proposed EOT
- Proposed Concrete Island
- Proposed Paved Area

Railroad

Source: NCDOT, Person County, NCOneMap.

ALL ALTERNATIVES

Figure 7e



U5969_AerialMap_Fig_7f_AlternativesMap_11x17.mxd AKB 2016.10.17



US 501 IMPROVEMENTS
STIP Project No. U-5969
City of Roxboro, Person County, North Carolina

NOT TO SCALE



Legend

- U-5969 Studied Intersection
- Traffic Signal
- Potential U-turn Location

- Proposed Lane Lines
- Proposed EOT
- Proposed Concrete Island
- Proposed Paved Area

Railroad

Source: NCDOT, Person County, NCOneMap.

ALL ALTERNATIVES

Figure 7f



US 501 IMPROVEMENTS
 STIP Project No. U-5969
 City of Roxboro, Person County, North Carolina

NOT TO SCALE

Legend

- U-5969 Studied Intersection
- Traffic Signal
- Potential U-turn Location
- Proposed Lane Lines
- Proposed EOT
- Proposed Concrete Island
- Proposed Paved Area
- Railroad

Source: NCDOT, Person County, NCOneMap.

ALTERNATIVE 2

Figure 7g



U5969_Alt3Map_Fig7h_AlternativesMap_11x17.mxd AKB 2018.10.17



US 501 IMPROVEMENTS
 STIP Project No. U-5969
 City of Roxboro, Person County, North Carolina

NOT TO SCALE



Legend

- U-5969 Studied Intersection
- Traffic Signal
- Potential U-turn Location

- Proposed Lane Lines
- Proposed EOT
- Proposed Concrete Island
- Proposed Paved Area

Railroad

Source: NCDOT, Person County, NCOneMap.

ALTERNATIVE 3

Figure 7h



US 501 IMPROVEMENTS
 STIP Project No. U-5969
 City of Roxboro, Person County, North Carolina

NOT TO SCALE



Legend

- U-5969 Studied Intersection
- Traffic Signal
- Potential U-turn Location
- Proposed Lane Lines
- Proposed EOT
- Proposed Concrete Island
- Proposed Paved Area
- Railroad

Source: NCDOT, Person County, NCOneMap.

ALTERNATIVE 4

Figure 7i

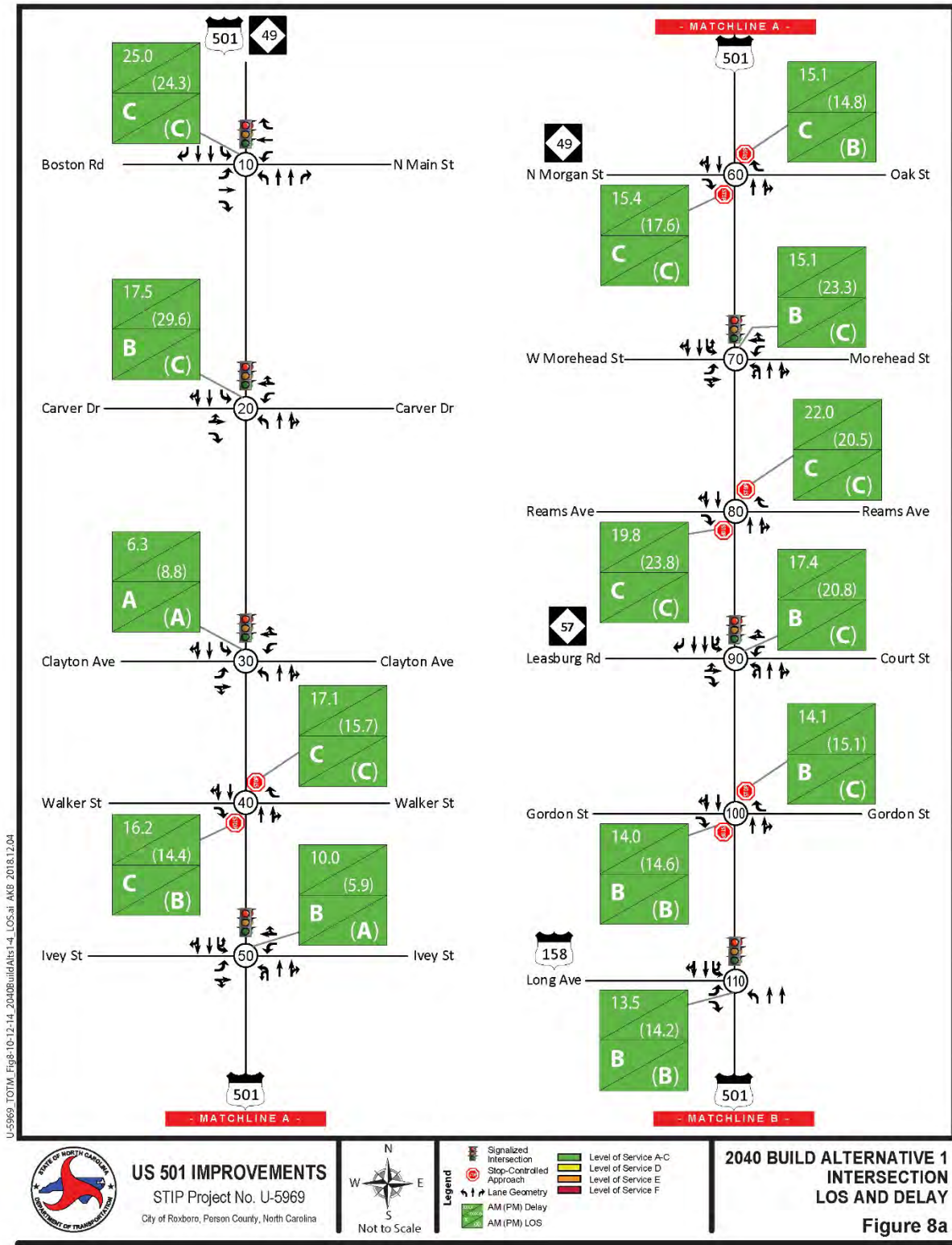
4.1.1 Analysis Results

The TransModeler analysis results for the four 2040 Build alternatives are presented in this section. Intersection Level of Service (LOS) and queue length were the criteria used to assess the traffic network's performance and to help compare the alternatives.

4.1.1.1 *Alternative 1 Analysis Results*

The capacity analysis results for Alternative 1 are shown in **Figure 8**. **Table 7** and **Table 8** present lane group LOS and queue length of both signalized and stop-controlled intersections for the project area during the morning and evening peak hours.

Figure 8. 2040 Build Alternative 1 Intersection LOS and Delay



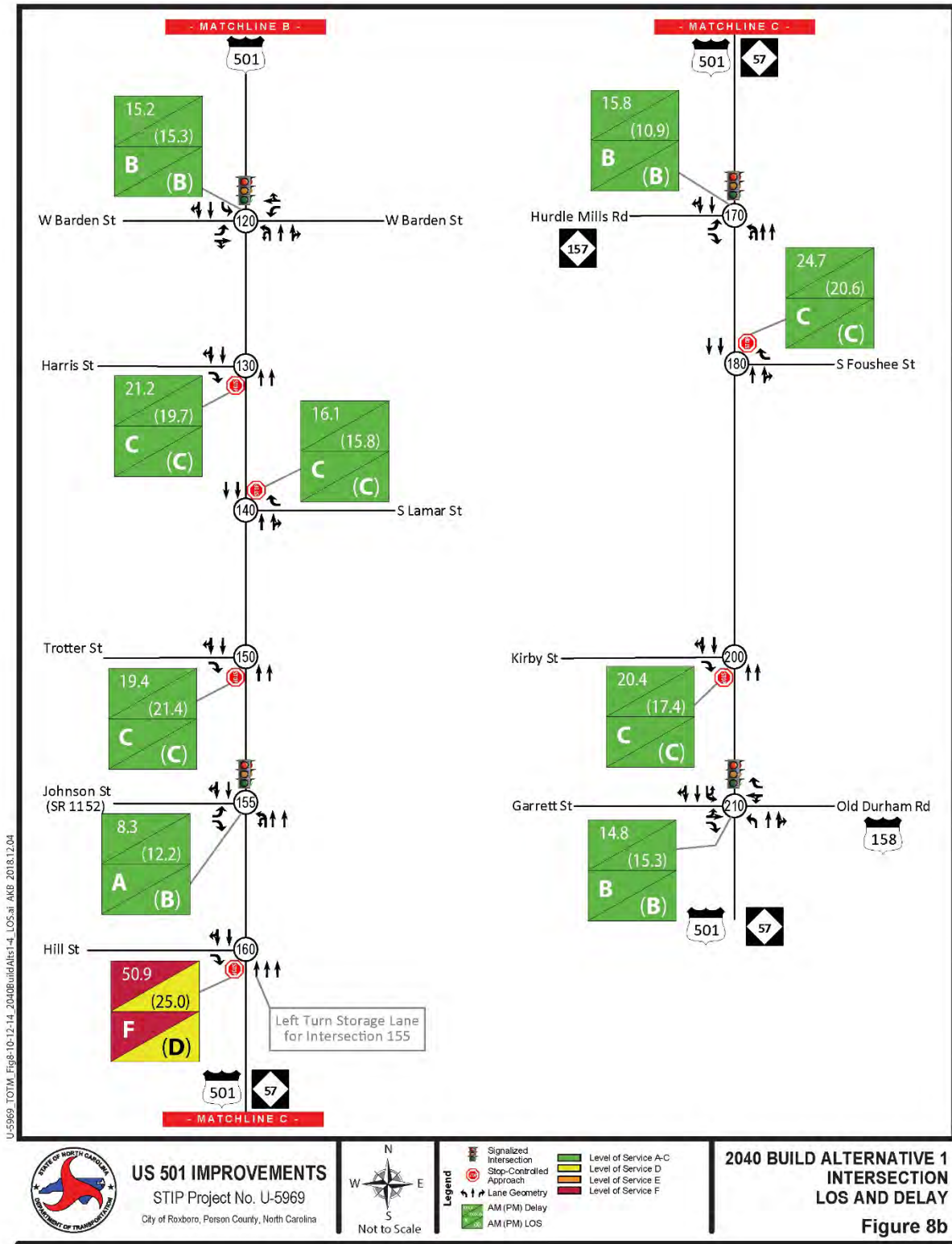


Table 7. Capacity Analysis Results for Signalized Intersections - 2040 Build Alternative 1

Intersection Number	Intersection	Approach	Lane Group	Delay ¹ (s)		Level of Service ²		95th % Queue (ft)/Spillback Rate				Maximum Queue Length (ft)	
				AM	PM	AM	PM	AM		PM		AM	PM
10	US-501 at Boston Road	Overall		25.0	24.3	C	C						
		Boston Road Southbound	L	42.2	46.0	D	D	45	(0%)	50	(0%)	220	198
			T	31.0	31.5	C	C	55	(0%)	79	(0%)		
			R	13.1	11.6	B	B	156	(0%)	136	(0%)		
		US-501 Westbound	L	32.0	28.8	C	C	48	(0%)	49	(0%)	160	177
			T	22.0	23.9	C	C	100	(0%)	106	(0%)		
			R	29.2	27.8	C	C	43	(0%)	45	(0%)		
		N Main Street Northbound	L	48.3	44.6	D	D	77	(0%)	59	(0%)	94	74
			T	30.6	31.8	C	C	74	(0%)	63	(0%)		
			R	13.3	11.1	B	B	29	(0%)	24	(0%)		
		US-501 Eastbound	L	45.2	16.6	D	B	291	(0%)	165	(0%)	330	245
			T	20.3	43.6	C	D	136	(0%)	149	(0%)		
R	25.0		45.3	C	D	61	(0%)	75	(0%)				
20	US-501 at Carver Drive	Overall		17.5	29.6	B	C						
		US-501 Southbound	L	25.9	34.4	C	C	39	(0%)	26	(0%)	322	369
			T	19.8	35.4	B	D	147	(0%)	201	(0%)		
			TR	19.4	35.9	B	D	175	(0%)	223	(0%)		
		Carver Drive Westbound	L	50.9	45.8	D	D	76	(0%)	77	(0%)	116	131
			TR	29.6	20.4	C	C	72	(0%)	58	(0%)		
		US-501 Northbound	L	35.6	37.9	D	D	221	(0%)	234	(0%)	361	385
			T	6.7	15.5	A	B	101	(0%)	199	(0%)		
			TR	5.1	16.5	A	B	114	(0%)	215	(0%)		
		Carver Drive Eastbound	LT	33.5	43.5	C	D	86	(0%)	91	(0%)	281	377
			R	15.1	50.0	B	D	134	(0%)	324	(0%)		
		30	US-501 at Clayton Avenue	Overall		6.3	8.8	A	A				
US-501 Southbound	L			16.9	17.1	B	B	37	(0%)	22	(0%)	285	236
	T			4.6	8.6	A	A	108	(0%)	166	(0%)		
	TR			5.0	8.2	A	A	139	(0%)	155	(0%)		
Clayton Avenue Westbound	L			60.5	50.0	E	D	62	(0%)	52	(0%)	80	69
	TR			45.4	46.0	D	D	64	(0%)	55	(0%)		
US-501 Northbound	L/U			45.6	42.8	D	D	116	(0%)	141	(0%)	161	307
	T			1.1	2.8	A	A	65	(0%)	107	(0%)		
	TR			0.7	2.4	A	A	82	(0%)	132	(0%)		
Clayton Avenue Eastbound	L			50.7	57.3	D	E	60	(0%)	42	(0%)	107	58
	TR			42.2	43.9	D	D	73	(0%)	43	(0%)		

Intersection Number	Intersection	Approach	Lane Group	Delay ¹ (s)		Level of Service ²		95th % Queue (ft)/Spillback Rate				Maximum Queue Length (ft)	
				AM	PM	AM	PM	AM		PM		AM	PM
50	US-501 at Ivey Street	Overall		10.0	5.9	B	A						
		US-501 Southbound	L/U	15.1	15.6	B	B	52	(0%)	40	(0%)	401	285
			T	14.4	5.2	B	A	291	(0%)	158	(0%)		
			TR	14.4	4.6	B	A	309	(0%)	161	(0%)		
		Ivey Street Westbound	L	62.9	63.1	E	E	39	(0%)	54	(0%)	74	62
			TR	56.4	53.1	E	D	36	(0%)	37	(0%)		
		US 501 Northbound	L/U	48.2	14.6	D	B	100	(0%)	68	(0%)	147	291
			T	1.1	4.1	A	A	65	(0%)	159	(0%)		
			TR	1.1	3.9	A	A	85	(0%)	193	(0%)		
		Ivey Street Eastbound	L	51.5	43.8	D	D	51	(0%)	67	(0%)	83	83
			TR	51.0	44.5	D	D	67	(0%)	70	(0%)		
		70	US-501 at Morehead Street	Overall		15.1	23.3	B	C				
US-501 Southbound	L/U			49.2	49.9	D	D	127	(0%)	91	(0%)	317	473
	T			9.9	29.6	A	C	172	(0%)	388	(1%)		
	TR			8.6	28.1	A	C	193	(0%)	366	(0%)		
Morehead Street Westbound	L			60.5	46.5	E	D	68	(0%)	83	(0%)	112	112
	TR			43.3	37.4	D	D	64	(0%)	80	(0%)		
US-501 Northbound	L/U			50.1	42.2	D	D	158	(0%)	125	(0%)	281	327
	T			10.2	11.3	B	B	162	(0%)	217	(0%)		
	TR			9.3	10.4	A	B	169	(0%)	212	(0%)		
Morehead Street Eastbound	L			59.1	44.1	E	D	68	(0%)	56	(0%)	116	114
	TR			42.9	38.1	D	D	68	(0%)	82	(0%)		

Intersection Number	Intersection	Approach	Lane Group	Delay ¹ (s)		Level of Service ²		95th % Queue (ft)/Spillback Rate				Maximum Queue Length (ft)	
				AM	PM	AM	PM	AM		PM		AM	PM
90	US-501 at NC-57 (Leasburg Road)	Overall		17.4	20.8	B	C						
		US-501 Southbound	L/U	60.8	52.3	E	D	170	(0%)	142	(0%)	354	406
			T	12.3	20.2	B	C	216	(0%)	275	(0%)		
			R	9.6	16.0	A	B	97	(0%)	138	(0%)		
		Court Street Westbound	L	34.7	44.2	C	D	42	(0%)	40	(0%)	96	72
			TR	29.8	32.9	C	C	72	(0%)	60	(0%)		
		US-501 Northbound	L/U	55.2	44.7	E	D	118	(0%)	172	(0%)	277	277
			T	9.9	13.9	A	B	143	(0%)	193	(0%)		
			TR	8.2	11.0	A	B	163	(0%)	195	(0%)		
		NC-57 Eastbound	LT	37.1	38.1	D	D	209	(0%)	115	(0%)	351	160
R	22.8		21.4	C	C	87	(0%)	65	(0%)				
110	US-501 at US-158 (Long Ave)	Overall		13.5	14.2	B	B						
		US-501 Southbound	L/U	22.5	29.3	C	C	54	(0%)	77	(0%)	231	377
			T	7.3	15.5	A	B	123	(0%)	241	(0%)		
			TR	7.9	17.1	A	B	148	(0%)	287	(0%)		
		US-501 Northbound	L	36.9	51.7	D	D	144	(0%)	164	(0%)	329	210
			T	13.5	1.8	B	A	228	(0%)	67	(0%)		
		US-158 Eastbound	L	35.0	40.1	C	D	106	(0%)	126	(0%)	150	221
R	21.9		22.6	C	C	105	(0%)	133	(0%)				
120	US-501 at West Barden Street	Overall		15.2	15.3	B	B						
		US-501 Southbound	L	23.6	51.2	C	D	72	(0%)	73	(0%)	251	409
			T	5.5	15.0	A	B	102	(0%)	268	(0%)		
			TR	5.1	15.2	A	B	92	(0%)	301	(0%)		
		Barden Street Westbound	L	35.6	39.8	D	D	131	(0%)	123	(0%)	191	175
			TR	25.3	26.0	C	C	71	(0%)	79	(0%)		
		US-501 Northbound	L/U	41.0	27.6	D	C	83	(0%)	86	(0%)	398	428
			T	19.0	9.4	B	A	289	(0%)	222	(0%)		
			TR	18.4	7.8	B	A	272	(0%)	169	(0%)		
		Barden Street Eastbound	L	63.1	57.9	E	E	68	(0%)	63	(0%)	91	102
TR	44.4		49.4	D	D	64	(0%)	60	(0%)				

Intersection Number	Intersection	Approach	Lane Group	Delay ¹ (s)		Level of Service ²		95th % Queue (ft)/Spillback Rate		Maximum Queue Length (ft)			
				AM	PM	AM	PM	AM	PM	AM	PM		
155	US-501 at Realigned Johnson Street	Overall		8.3	12.2	A	B						
		US-501 Southbound	T	5.7	17.2	A	B	130	(0%)	277	(0%)	308	460
			TR	7.3	18.3	A	B	184	(0%)	306	(0%)		
		US-501 Northbound	L/U	47.6	46.2	D	D	105	(69%)	101	(58%)	373	300
			T	2.5	1.4	A	A	101	(33%)	74	(11%)		
		Realigned Johnson Street Eastbound	L	50.5	44.6	D	D	41	(0%)	41	(0%)	114	147
R	36.4		33.0	D	C	75	(0%)	74	(0%)				
170	US-501 at Hurdle Mills Road	Overall		15.8	10.9	B	B						
		US-501 Southbound	T	11.8	9.0	B	A	197	(0%)	230	(0%)	395	568
			TR	13.8	10.5	B	B	201	(0%)	216	(0%)		
		US-501 Northbound	L/U	46.8	45.7	D	D	148	(0%)	123	(0%)	394	206
			T	9.8	3.3	A	A	252	(0%)	134	(0%)		
		Hurdle Mills Road Eastbound	L	54.6	50.0	D	D	176	(0%)	193	(0%)	274	233
R	33.7		34.2	C	C	49	(0%)	55	(0%)				
210	US-501 at Garrett Street	Overall		14.8	15.3	B	B						
		US-501 Southbound	L/U	38.0	39.6	D	D	212	(0%)	217	(0%)	274	300
			T	4.4	7.8	A	A	119	(0%)	217	(0%)		
			TR	3.8	6.0	A	A	131	(0%)	207	(0%)		
		Old Durham Road Westbound	LT	48.0	58.0	D	E	62	(0%)	56	(0%)	206	331
			R	22.9	29.7	C	C	163	(0%)	225	(0%)		
		US-501 Northbound	L	28.7	15.9	C	B	17	(0%)	36	(0%)	276	344
			T	18.4	15.1	B	B	223	(0%)	264	(0%)		
			R	18.1	11.6	B	B	37	(0%)	32	(0%)		
		Garrett Street Eastbound	LT	84.9	69.4	F	E	101	(0%)	60	(0%)	119	92
R	46.0		52.3	D	D	42	(0%)	25	(0%)				

1- Delay shown is the 95th percentile worst case control delay for the full 60-minute simulation period as derived from the 10 random seed simulations.

2- Level of Service shown is Simulation based and calculated in a manner that is consistent with the HCM 2010 Methodologies.

Table 8. Capacity Analysis Results for Un-Signalized Intersections - 2040 Build Alternative 1

Intersection Number	Intersection	Approach	Lane	Delay ² (s)		Level of Service ³		95th % Queue (ft)/Spillback Rate		Maximum Queue Length (ft)			
				AM	PM	AM	PM	AM	PM	AM	PM		
40	US-501 at Walker Street	Walker Street Westbound	R	17.1	15.7	C	C	59	(0%)	79	(0%)	104	110
		Walker Street Eastbound	R	16.2	14.4	C	B	63	(0%)	55	(0%)	88	98
60	US-501 at N Morgan Street	Oak St. WB	R	15.1	14.8	C	B	46	(0%)	40	(0%)	0	69
		N Morgan St. EB	R	15.4	17.6	C	C	59	(0%)	67	(0%)	72	102
80	US-501 at Reams Avenue	Reams Avenue WB	R	22.0	20.5	C	C	68	(0%)	85	(0%)	91	150
		Reams Avenue EB	R	19.8	23.8	C	C	88	(0%)	112	(0%)	112	161
100	US-501 at Gordon St	Gordon Street WB	R	14.1	15.1	B	C	62	(0%)	65	(0%)	105	93
		Gordon Street EB	R	14.0	14.6	B	B	58	(0%)	44	(0%)	99	69
130	US-501 at Harris Street	Harris Street Eastbound	R	21.2	19.7	C	C	43	(0%)	37	(0%)	0	0
140	US-501 at Lamar Street	Lamar Street Westbound	R	16.1	15.8	C	C	65	(0%)	52	(0%)	101	65
150	US-501 at Trotter Street	Trotter Street Eastbound	R	19.4	21.4	C	C	48	(0%)	27	(0%)	93	0
160	US-501 at Hill Street	Hill Street Eastbound	R	50.9	25.0	F	D	144	(0%)	86	(0%)	206	115
180	US-501 at Foushee Street	Foushee Street Westbound	R	24.7	20.6	C	C	128	(0%)	49	(0%)	184	122
200	US-501 at Kirby Street	Kirby Street Eastbound	R	20.4	17.4	C	C	55	(0%)	68	(0%)	84	0

1- Results for un-signalized intersections include only the movements that have conflicting flow and thus have the potential to incur control delay.
 2- Delay shown is the 95th percentile worst case control delay for the full 60-minute simulation period as derived from the 10 random seed simulations.
 3- Level of Service shown is Simulation based and calculated in a manner that is consistent with the HCM 2010 Methodologies.

As can be seen in **Table 7** and **Table 8**, all the study area intersections are expected to operate at overall LOS D or better during both the peak hours. While most of the individual movements would operate at LOS D or better, the following lane groups will operate at LOS E or worse during either or both peak hours:

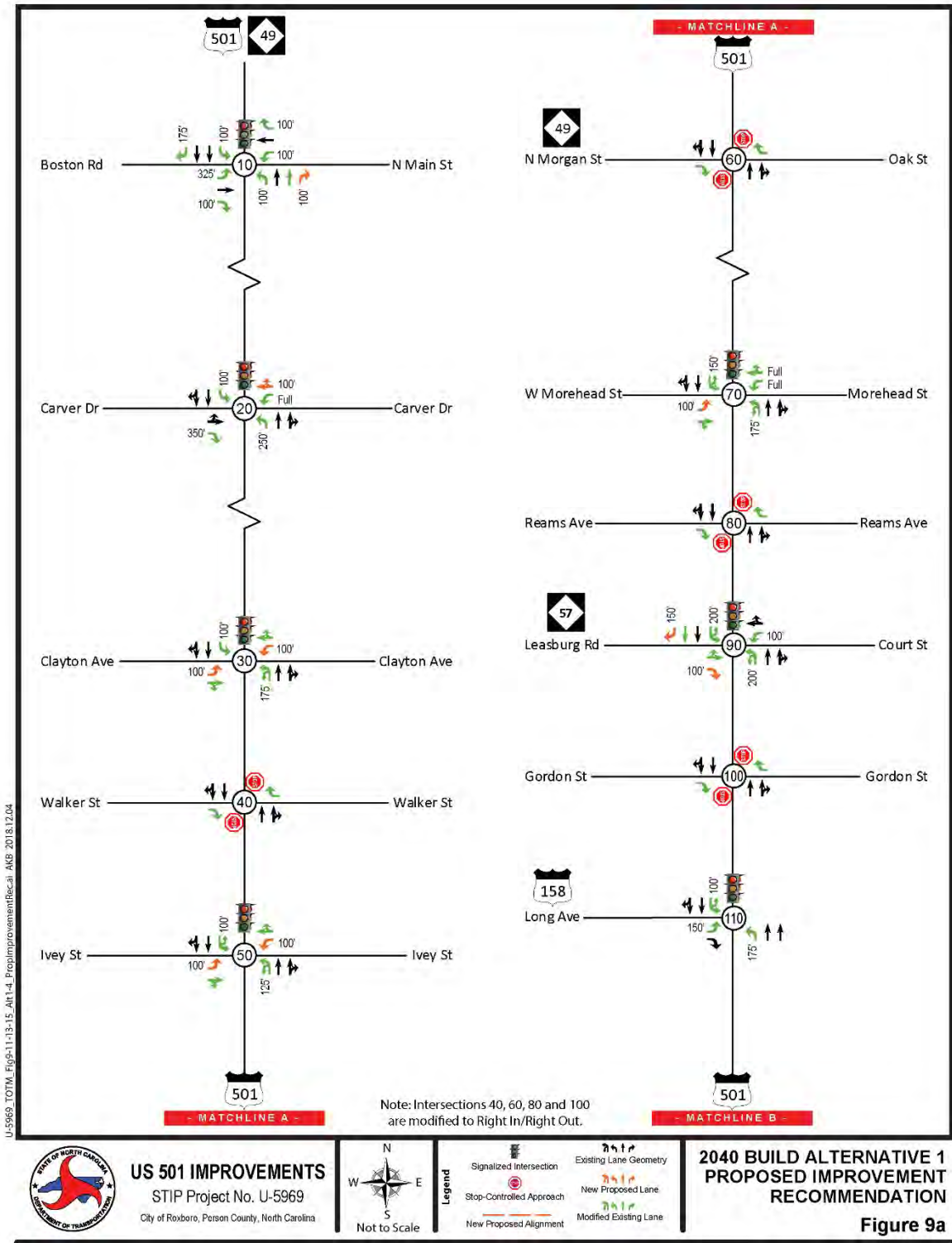
- Clayton Avenue Westbound Left (AM)
- Clayton Avenue Eastbound Left (PM)
- Ivey Street Westbound Left (AM and PM)
- Ivey Street Westbound Through Right (AM)
- Morehead Street Westbound Left (AM)
- Morehead Street Eastbound Left (AM)
- US-501 Southbound Left/U-turn at NC-57 (Leasburg Road) (AM)
- US-501 Northbound Left/U-turn at NC-57 (Leasburg Road) (AM)
- Barden Street Eastbound Left (AM and PM)
- Hill Street Eastbound (AM)
- Old Durham Road Westbound Shared Left Through (PM)
- Garrett Street Eastbound Left Through (AM and PM)

All the above lane groups are on signalized intersections except for Hill Street Eastbound.

All the lane groups are expected to serve demands less than 100 vehicles/hour or the queue is expected to be 250 feet or less; therefore, the queue can be contained within the storage lane and not interrupt through traffic operation.

The proposed roadway geometry at study area intersections is presented in **Figure 9**. As can be seen in this figure, the improvement recommendation contains not only modification of existing lanes, but also new left and right turn lanes. The recommended queue length, as presented in the figure is based on a queuing analysis presented in **Table 9**.

Figure 9. Proposed Improvement Recommendations - 2040 Build Alternative 1



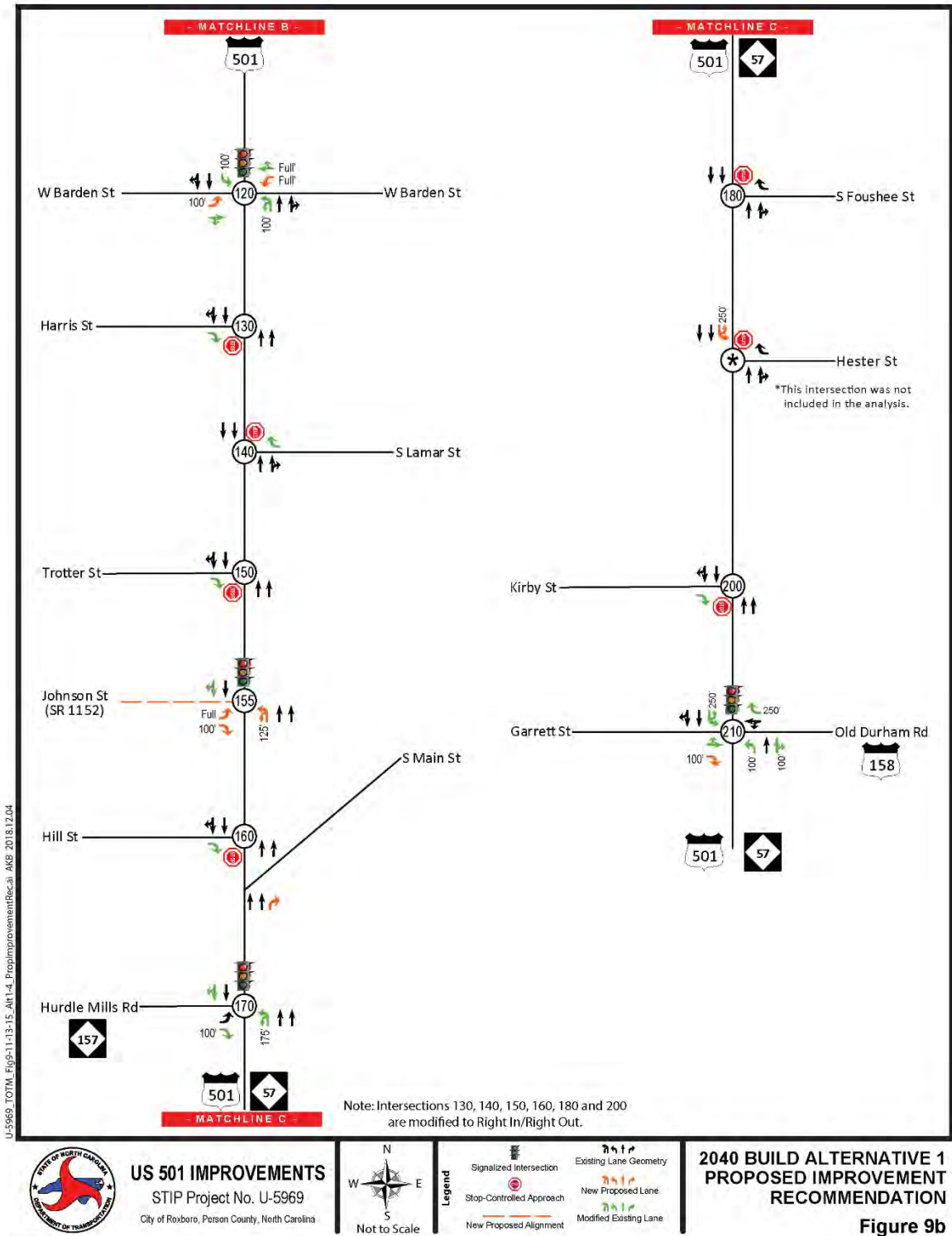


Table 9. Queue Analysis Results - 2040 Build Alternative 1

Intersection Number	Intersection	Movement	# of Storage Bays	95 th Percentile Queue (ft)		Proposed Storage Length (ft)
				AM	PM	
10	US-501 at Boston Road	Southbound Left (Boston Road)	1	45	50	100
		Southbound Right (Boston Road)	1	156	136	175
		Westbound Left (US-501)	1	48	49	100
		Westbound Right (US-501)	1	43	45	100
		Northbound Left (N Main Street)	1	77	59	100
		Northbound Right (N Main Street)	1	29	24	100 ¹
		Eastbound Left (US-501)	1	291	165	325
		Eastbound Right (US-501)	1	61	75	100
20	US-501 at Carver Drive	Southbound Left	1	39	26	100
		Westbound Through/Right	1	72	58	100 ¹
		Northbound Left	1	221	234	250
		Eastbound Right	1	134	324	350
30	US-501 at Clayton Avenue	Southbound Left	1	37	22	100
		Westbound Left	1	62	52	100 ¹
		Northbound Left/U-turn	1	116	141	175
		Eastbound Left	1	60	42	100 ¹
50	US-501 at Ivey St	Southbound Left/U-turn	1	52	40	100
		Westbound Left	1	39	54	100 ¹
		Northbound Left/U-turn	1	100	68	125
		Eastbound Left	1	51	67	100 ¹
70	US-501 at Morehead Street	Southbound Left/U-turn	1	127	91	150
		Northbound Left/U-turn	1	158	125	175
		Eastbound Left	1	68	56	100 ¹
90	US-501 at NC-57 (Leasburg Road)	Southbound Left/U-turn	1	170	142	200
		Southbound Right	1	97	138	150 ¹
		Westbound Left	1	42	40	100
		Northbound Left/U-turn	1	118	172	200
		Eastbound Right	1	87	65	100 ¹
110	US-501 at US-158 (Long Ave)	Southbound Left/U-turn	1	54	77	100
		Northbound Left	1	144	164	175
		Eastbound Left	1	106	126	150
120	US-501 at West Barden Street	Southbound Left	1	72	73	100
		Northbound Left/U-turn	1	83	86	100
		Eastbound Left	1	68	63	100 ¹
155	US-501 at Realigned Johnson Street	Northbound Left/U-turn	1	105	101	125 ¹
		Eastbound Right	1	75	74	100 ¹

Intersection Number	Intersection	Movement	# of Storage Bays	95 th Percentile Queue (ft)		Proposed Storage Length (ft)
				AM	PM	
170	US-501 at Hurdle Mills Road	Northbound Left/U-turn	1	148	123	175
		Eastbound Right	1	49	55	100
210	US-501 at Garrett Street	Southbound Left/U-turn	1	212	217	250
		Westbound Right	1	163	225	250
		Northbound Left	1	17	36	100
		Northbound Right	1	37	32	100
		Eastbound Right	1	42	25	100 ¹

1. New Proposed Lane

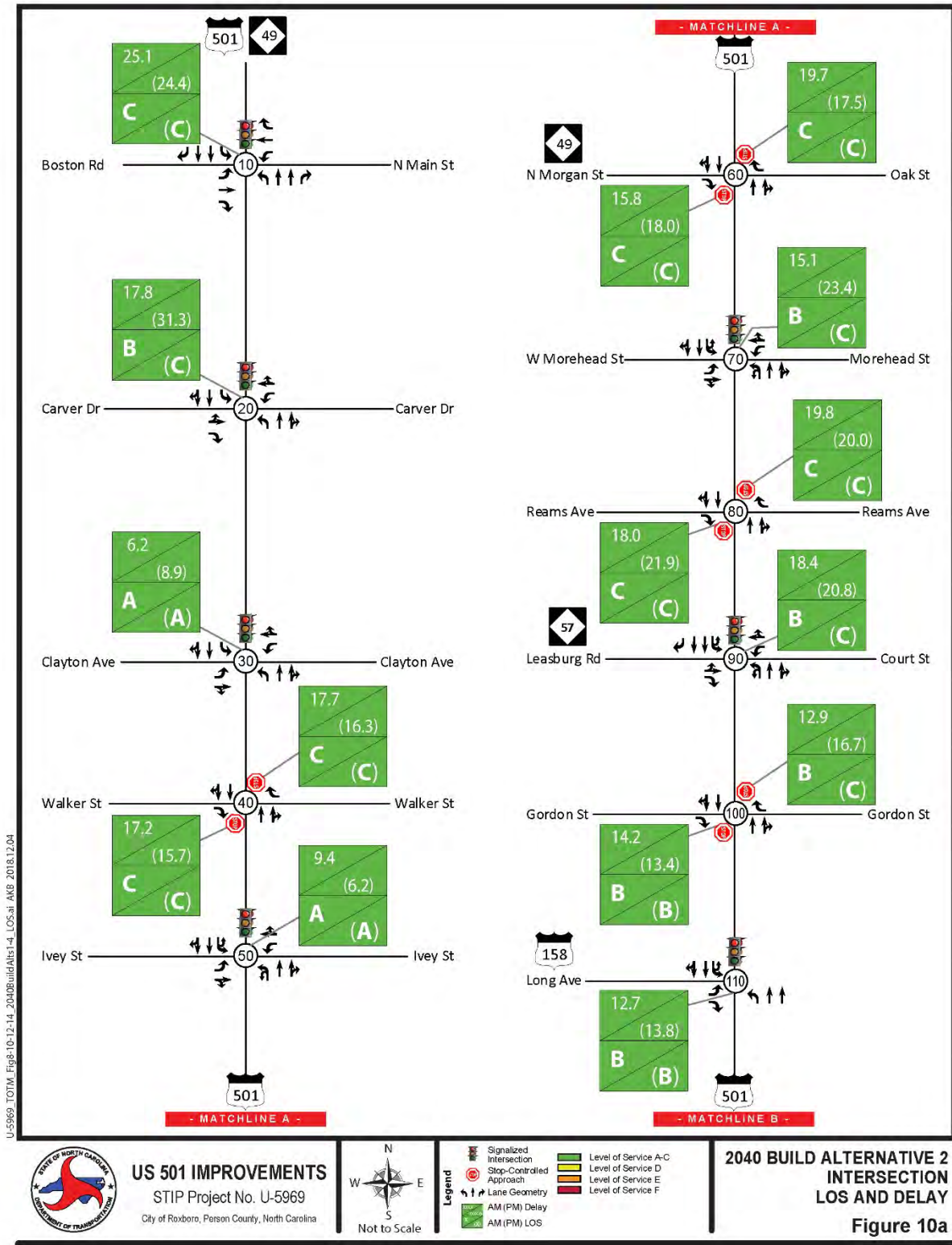
4.1.1.2 Alternative 2 Analysis Results

The capacity analysis results for Alternative 2 are shown in **Figure 10**. As can be seen in **Table 10** and **Table 11**, all the study area intersections will operate at overall LOS D or better during both the peak hours. While most of the individual movements will operate at LOS D or better, the following lane groups will operate at LOS E or worse during either/or both peak hours:

- Carver Drive Westbound Left (AM)
- Carver Drive Eastbound Right (PM)
- Clayton Avenue Westbound Left (AM)
- Ivey Street Westbound Left (AM and PM)
- Ivey Street Westbound Through Right (AM)
- Morehead Street Westbound Left (AM)
- Morehead Street Eastbound Left (AM)
- US-501 Southbound Left/U-turn at NC-57 (Leasburg Road) (AM)
- Barden Street Eastbound Left (AM)
- Garrett Street Eastbound Left Through (AM and PM)
- Garrett Street Eastbound Right (PM)

Although the LOS for the above lane groups are expected to be E or F, the operation is considered acceptable because either the volume is less than 100 vehicles/hour or the queue is less than 250 feet. Therefore, no improvement is suggested for these lanes.

Figure 10. 2040 Build Alternative 2 Intersection LOS and Delay



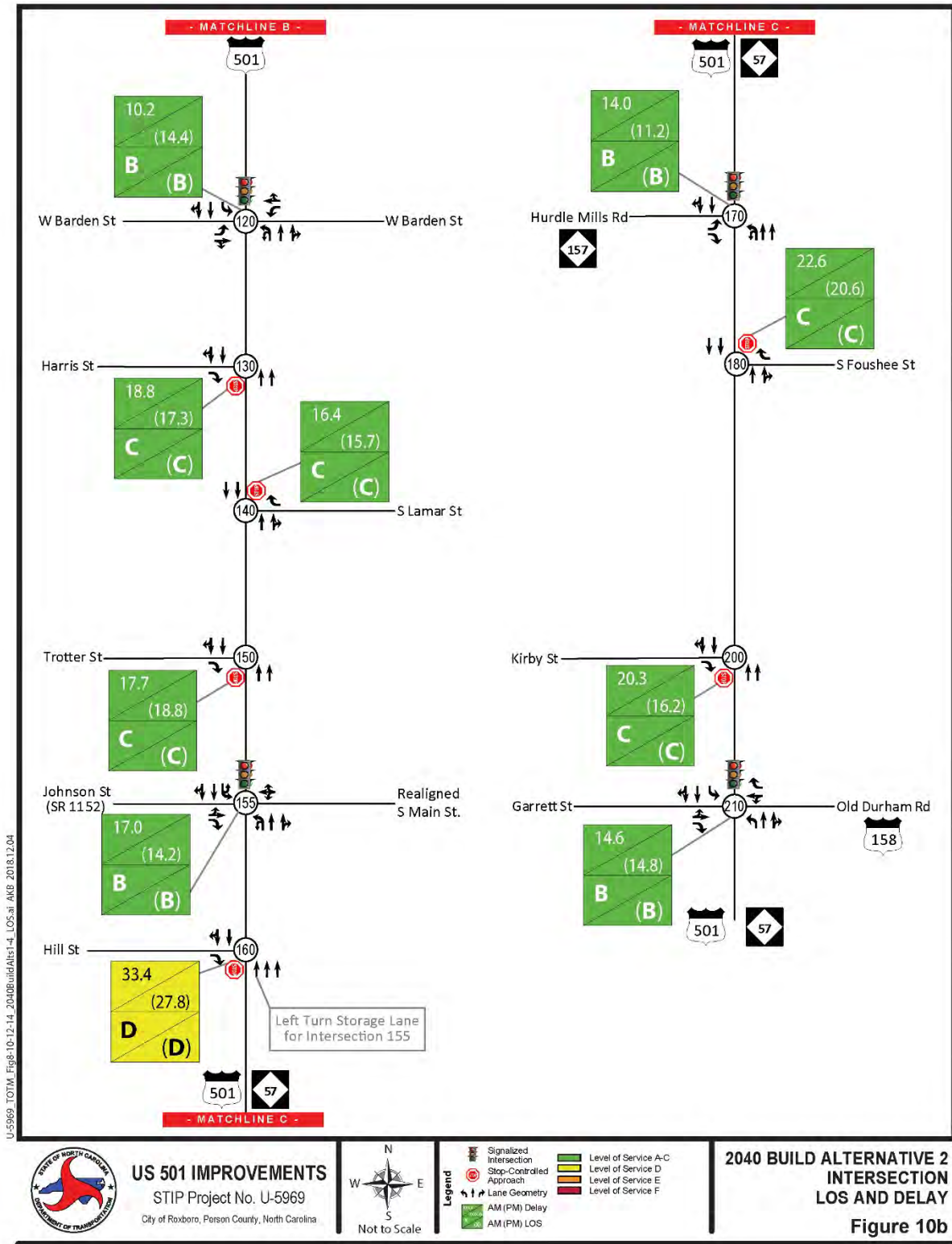


Table 10. Capacity Analysis Results for Signalized Intersections - 2040 Build Alternative 2

Signalized Intersections													
Intersection Number	Intersection	Approach	Lane Group	Delay ¹ (s)		Level of Service ²		95th % Queue (ft)/Spillback Rate		Maximum Queue Length (ft)			
				AM	PM	AM	PM	AM	PM	AM	PM		
10	US-501 at Boston Road	Overall		25.1	24.4	C	C						
		Boston Road Southbound	L	41.6	45.9	D	D	46	(0%)	47	(0%)	217	233
			T	30.4	29.5	C	C	54	(0%)	72	(0%)		
			R	12.8	12.2	B	B	144	(0%)	128	(0%)		
		US-501 Westbound	L	29.2	30.2	C	C	51	(0%)	61	(0%)	162	175
			T	22.4	24.1	C	C	121	(0%)	109	(0%)		
			R	29.7	28.2	C	C	54	(0%)	28	(0%)		
		N Main Street Northbound	L	47.2	52.5	D	D	67	(0%)	65	(0%)	98	79
			T	31.6	30.9	C	C	78	(0%)	49	(0%)		
			R	12.5	12.3	B	B	34	(0%)	31	(0%)		
		US-501 Eastbound	L	45.7	17.9	D	B	284	(0%)	164	(0%)	325	287
			T	21.0	43.8	C	D	107	(0%)	163	(0%)		
R	22.2		48.6	C	D	43	(0%)	68	(0%)				
20	US-501 at Carver Drive	Overall		17.8	31.3	B	C						
		US-501 Southbound	L	22.2	35.1	C	D	33	(0%)	37	(0%)	285	373
			T	19.1	36.8	B	D	165	(0%)	205	(0%)		
			TR	18.9	35.6	B	D	166	(0%)	206	(0%)		
		Carver Drive Westbound	L	55.1	46.4	E	D	101	(0%)	101	(0%)	128	149
			TR	29.0	21.1	C	C	70	(0%)	52	(0%)		
		US-501 Northbound	L	36.5	39.9	D	D	246	(0%)	244	(0%)	367	434
			T	6.3	15.4	A	B	114	(0%)	199	(0%)		
			TR	5.2	16.1	A	B	124	(0%)	215	(0%)		
		Carver Drive Eastbound	LT	32.3	51.7	C	D	89	(0%)	80	(0%)	193	455
R	15.9		58.1	B	E	157	(0%)	381	(0%)				

Signalized Intersections													
Intersection Number	Intersection	Approach	Lane Group	Delay ¹ (s)		Level of Service ²		95th % Queue (ft)/Spillback Rate		Maximum Queue Length (ft)			
				AM	PM	AM	PM	AM	PM	AM	PM		
30	US-501 at Clayton Avenue	Overall		6.2	8.9	A	A						
		US-501 Southbound	L	12.5	17.8	B	B	24	(0%)	32	(0%)	207	265
			T	4.4	8.0	A	A	97	(0%)	151	(0%)		
			TR	5.0	8.5	A	A	100	(0%)	162	(0%)		
		Clayton Avenue Westbound	L	57.3	51.4	E	D	55	(0%)	61	(0%)	86	95
			TR	46.4	45.4	D	D	49	(0%)	62	(0%)		
		US-501 Northbound	L/U	46.2	42.4	D	D	120	(0%)	144	(0%)	193	231
			T	1.0	2.8	A	A	44	(0%)	66	(0%)		
			TR	0.8	2.6	A	A	71	(0%)	101	(0%)		
		Clayton Avenue Eastbound	L	53.2	49.8	D	D	36	(0%)	43	(0%)	90	88
TR	45.0		53.1	D	D	74	(0%)	56	(0%)				
50	US-501 at Ivey St	Overall		9.4	6.2	A	A						
		US-501 Southbound	L/U	15.2	15.4	B	B	50	(0%)	44	(0%)	443	327
			T	13.6	5.1	B	A	295	(0%)	162	(0%)		
			TR	13.3	5.1	B	A	295	(0%)	154	(0%)		
		Ivey Street Westbound	L	57.9	60.5	E	E	46	(0%)	54	(0%)	69	77
			TR	59.8	48.2	E	D	46	(0%)	40	(0%)		
		US 501 Northbound	L/U	47.8	15.9	D	B	113	(0%)	50	(0%)	153	299
			T	1.1	4.5	A	A	68	(0%)	167	(0%)		
			TR	0.8	4.5	A	A	66	(0%)	174	(0%)		
		Ivey Street Eastbound	L	53.4	51.0	D	D	49	(0%)	63	(0%)	103	101
TR	44.9		48.8	D	D	67	(0%)	74	(0%)				

Signalized Intersections													
Intersection Number	Intersection	Approach	Lane Group	Delay ¹ (s)		Level of Service ²		95th % Queue (ft)/Spillback Rate				Maximum Queue Length (ft)	
				AM	PM	AM	PM	AM		PM		AM	PM
70	US-501 at Morehead Street	Overall		15.1	23.4	B	C						
		US-501 Southbound	L/U	45.5	48.8	D	D	122	(0%)	100	(0%)	302	448
			T	9.6	28.7	A	C	183	(0%)	346	(1%)		
			TR	9.1	27.8	A	C	173	(0%)	348	(1%)		
		Morehead Street Westbound	L	66.3	48.9	E	D	72	(0%)	84	(0%)	108	142
			TR	45.2	34.9	D	C	72	(0%)	92	(0%)		
		US-501 Northbound	L/U	46.6	43.9	D	D	162	(0%)	132	(0%)	355	417
			T	10.3	12.6	B	B	198	(0%)	205	(0%)		
			TR	9.8	12.1	A	B	204	(0%)	258	(0%)		
		Morehead Street Eastbound	L	56.4	51.1	E	D	63	(0%)	60	(0%)	92	104
			TR	41.1	36.1	D	D	62	(0%)	80	(0%)		
		90	US-501 at NC-57 (Leasburg Road)	Overall		18.4	20.8	B	C				
US-501 Southbound	L/U			56.2	53.9	E	D	136	(0%)	147	(0%)	391	489
	T			13.3	20.0	B	B	217	(0%)	298	(0%)		
	R			10.9	16.3	B	B	80	(0%)	140	(0%)		
Court Street Westbound	L			41.8	41.5	D	D	28	(0%)	26	(0%)	84	85
	TR			26.0	29.9	C	C	70	(0%)	63	(0%)		
US-501 Northbound	L/U			54.8	51.7	D	D	135	(0%)	177	(0%)	320	287
	T			12.6	12.2	B	B	191	(0%)	148	(0%)		
	TR			11.8	11.2	B	B	229	(0%)	152	(0%)		
NC-57 Eastbound	LT			37.0	38.8	D	D	220	(0%)	125	(0%)	276	177
	R	24.2	24.2	C	C	103	(0%)	78	(0%)				
110	US-501 at US-158 (Long Ave)	Overall		12.7	13.8	B	B						
		US-501 Southbound	L/U	23.6	31.4	C	C	77	(0%)	52	(0%)	333	333
			T	7.7	14.8	A	B	176	(0%)	235	(0%)		
			TR	8.0	16.1	A	B	176	(0%)	253	(0%)		
		US-501 Northbound	L	42.2	43.3	D	D	143	(0%)	170	(0%)	298	206
			T	9.4	3.3	A	A	228	(0%)	155	(0%)		
		US-158 Eastbound	L	35.2	37.9	D	D	117	(0%)	125	(0%)	184	186
R	20.8		23.2	C	C	116	(0%)	133	(0%)				

Signalized Intersections													
Intersection Number	Intersection	Approach	Lane Group	Delay ¹ (s)		Level of Service ²		95th % Queue (ft)/Spillback Rate					
				AM	PM	AM	PM	AM		PM		AM	PM
120	US-501 at West Barden Street	Overall		10.2	14.4	B	B						
		US-501 Southbound	L	14.5	33.6	B	C	64	(0%)	70	(0%)	182	420
			T	2.8	10.5	A	B	78	(0%)	277	(0%)		
			TR	2.5	10.3	A	B	65	(0%)	233	(0%)		
		Barden Street Westbound	L	50.4	53.2	D	D	45	(0%)	58	(0%)	107	138
			TR	32.2	32.2	C	C	70	(0%)	75	(0%)		
		US-501 Northbound	L/U	29.4	30.9	C	C	81	(0%)	82	(0%)	325	523
			T	12.8	15.6	B	B	279	(0%)	347	(0%)		
			TR	13.4	14.2	B	B	267	(0%)	288	(0%)		
		Barden Street Eastbound	L	70.3	54.1	E	D	75	(0%)	56	(0%)	88	72
TR	43.2		45.8	D	D	57	(0%)	53	(0%)				
155	US-501 at Realigned Johnson Street	Overall		17.0	14.2	B	B						
		US-501 Southbound	L/U	30.8	29.1	C	C	61	(0%)	28	(0%)	417	430
			T	20.7	15.7	C	B	258	(0%)	205	(0%)		
			TR	23.3	17.6	C	B	285	(0%)	271	(0%)		
		Realigned South Main Street Westbound	LTR	36.8	38.1	D	D	133	(0%)	108	(0%)	169	157
		US-501 Northbound	L/U	51.2	40.0	D	D	152	(24%)	132	(12%)	262	320
			T	5.0	7.8	A	A	161	(13%)	153	(38%)		
			TR	4.7	7.0	A	A	154	(22%)	156	(52%)		
		Realigned Johnson Street Eastbound	LT	39.4	36.2	D	D	42	(0%)	53	(0%)	111	99
			R	25.2	20.7	C	C	71	(0%)	57	(0%)		
170	US-501 at Hurdle Mills Road	Overall		14.0	11.2	B	B						
		US-501 Southbound	T	8.6	9.6	A	A	142	(0%)	140	(0%)	292	386
			TR	10.5	10.7	B	B	155	(0%)	121	(0%)		
		US-501 Northbound	L/U	46.2	47.4	D	D	159	(0%)	117	(0%)	472	204
			T	9.6	3.5	A	A	256	(0%)	116	(0%)		
		Hurdle Mills Road Eastbound	L	51.1	46.1	D	D	148	(0%)	163	(0%)	224	306
			R	31.0	35.5	C	D	48	(0%)	62	(0%)		

Signalized Intersections													
Intersection Number	Intersection	Approach	Lane Group	Delay ¹ (s)		Level of Service ²		95th % Queue (ft)/Spillback Rate					
				AM	PM	AM	PM	AM		PM		AM	PM
210	US-501 at Garrett Street	Overall		14.6	14.8	B	B						
		US-501 Southbound	L/U	36.4	48.9	D	D	181	(0%)	216	(0%)	320	273
			T	4.7	3.2	A	A	112	(0%)	140	(0%)		
			TR	4.2	2.0	A	A	129	(0%)	105	(0%)		
		Old Durham Road Westbound	LT	52.9	53.1	D	D	49	(0%)	51	(0%)	186	403
			R	24.0	31.0	C	C	196	(0%)	233	(0%)		
		US-501 Northbound	L	24.5	15.8	C	B	21	(0%)	35	(0%)	329	285
			T	17.7	15.7	B	B	225	(0%)	237	(0%)		
			R	16.2	15.3	B	B	34	(0%)	44	(0%)		
		Garrett Street Eastbound	LT	66.2	61.8	E	E	79	(0%)	49	(0%)	99	58
			R	40.2	55.7	D	E	25	(0%)	43	(0%)		

1- Delay shown is the 95th percentile worst case control delay for the full 60-minute simulation period as derived from the 10 random seed simulations.
 2- Level of Service shown is Simulation based and calculated in a manner that is consistent with the HCM 2010 Methodologies.

Table 11. Capacity Analysis Results for Un-Signalized Intersections - 2040 Build Alternative 2

Un-signalized Intersections ¹													
Intersection Number	Intersection	Approach	Lane	Delay ² (s)		Level of Service ³		95th % Queue (ft)/Spillback Rate		Maximum Queue Length (ft)			
				AM	PM	AM	PM	AM	PM	AM	PM		
40	US-501 at Walker Street	Walker Street Westbound	R	17.7	16.3	C	C	64	(0%)	62	(0%)	111	91
		Walker Street Eastbound	R	17.2	15.7	C	C	70	(0%)	56	(0%)	82	93
60	US-501 at N Morgan Street	Oak St. WB	R	19.7	17.5	C	C	44	(0%)	37	(0%)	64	104
		N Morgan St. EB	R	15.8	18.0	C	C	56	(0%)	74	(0%)	107	106
80	US 501 at Reams Avenue	Reams Avenue WB	R	19.8	20.0	C	C	80	(0%)	87	(0%)	120	129
		Reams Avenue EB	R	18.0	21.9	C	C	75	(0%)	107	(0%)	112	153
100	US 501 at Gordon St	Gordon Street WB	R	12.9	16.7	B	C	73	(0%)	55	(0%)	114	77
		Gordon Street EB	R	14.2	13.4	B	B	56	(0%)	40	(0%)	69	70
130	US-501 at Harris Street	Harris Street Eastbound	R	18.8	17.3	C	C	33	(0%)	32	(0%)	0	0
140	US-501 at Lamar Street	Lamar Street Westbound	R	16.4	15.7	C	C	39	(0%)	43	(0%)	101	69
150	US-501 at Trotter Street	Trotter Street Eastbound	R	17.7	18.8	C	C	48	(0%)	32	(0%)	89	0
160	US-501 at Hill Street	Hill Street Eastbound	R	33.4	27.8	D	D	104	(0%)	101	(0%)	159	144
180	US-501 at Foushee Street	Foushee Street Westbound	R	22.6	20.6	C	C	98	(0%)	50	(0%)	170	126
200	US-501 at Kirby Street	Kirby Street Eastbound	R	20.3	16.2	C	C	54	(0%)	45	(0%)	101	89

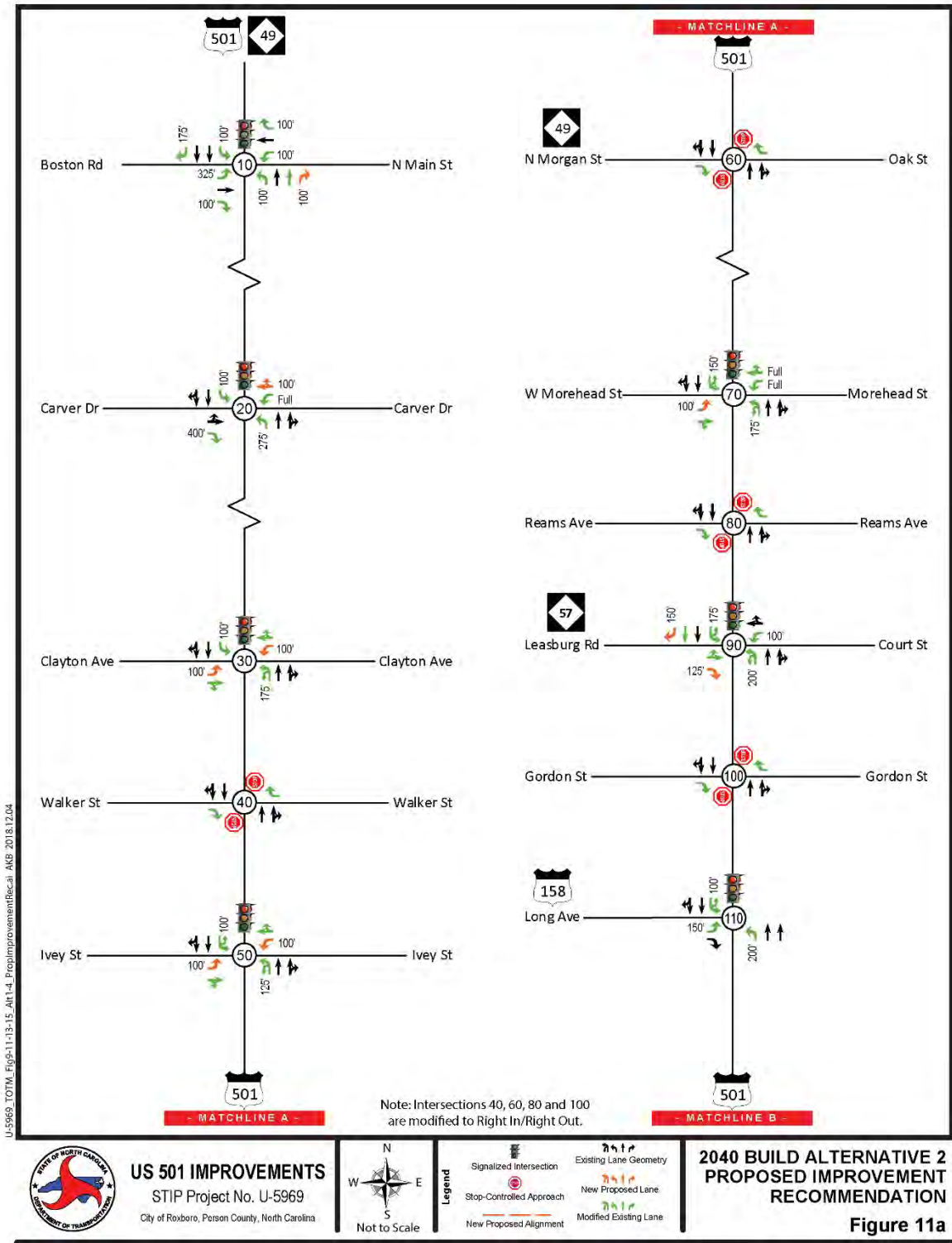
1- Results for un-signalized intersections include only the movements that have conflicting flow and thus have the potential to incur control delay.

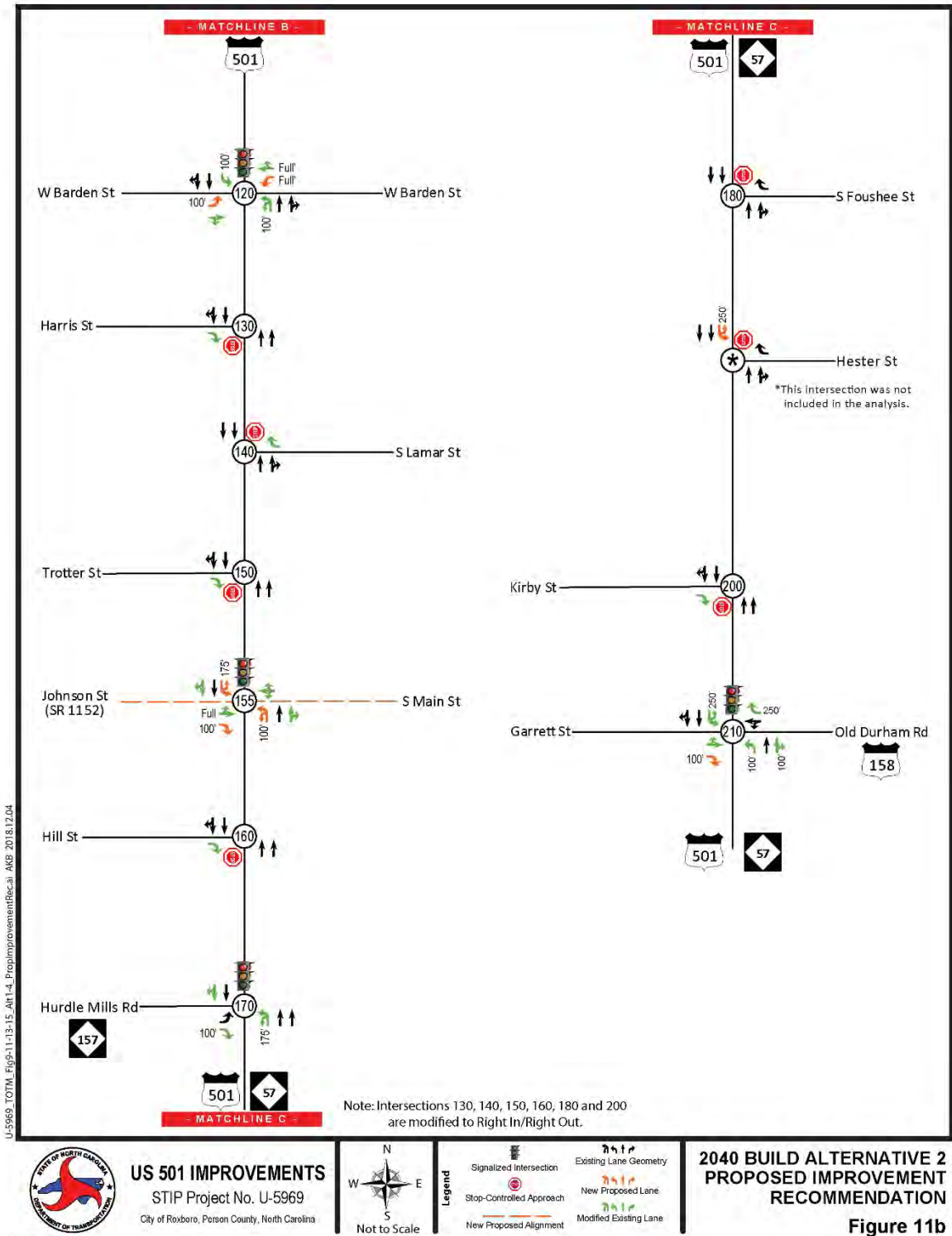
2- Delay shown is the 95th percentile worst case control delay for the full 60-minute simulation period as derived from the 10 random seed simulations.

3- Level of Service shown is Simulation based and calculated in a manner that is consistent with the HCM 2010 Methodologies.

The proposed roadway geometry at study area intersections is presented in **Figure 11**. As can be seen in this figure, the improvement recommendation contains not only modification of existing lanes, but also new left and right turn lanes. The recommended queue length, as presented in the figure is based on a queuing analysis presented in **Table 12**.

Figure 11. Proposed Improvement Recommendations - 2040 Build Alternative 2





U-5969_TOTM_Figs-11-13-15_Alt 1-4_PropImprovementRec-a_AKB 2018.12.04

Table 12. Queue Analysis Results - 2040 Build Alternative 2

Intersection Number	Intersection	Movement	# of Storage Bays	95 th Percentile Queue (ft)		Proposed Storage Length (ft)
				AM	PM	
10	US-501 at Boston Road	Southbound Left (Boston Road)	1	46	47	100
		Southbound Right (Boston Road)	1	144	128	175
		Westbound Left (US-501)	1	51	61	100
		Westbound Right (US-501)	1	54	28	100
		Northbound Left (N Main Street)	1	67	65	100
		Northbound Right (N Main Street)	1	34	31	100 ¹
		Eastbound Left (US-501)	1	284	164	325
		Eastbound Right (US-501)	1	43	68	100
20	US-501 at Carver Drive	Southbound Left	1	33	37	100
		Westbound Through/Right	1	70	52	100 ¹
		Northbound Left	1	246	244	275
		Eastbound Right	1	157	381	400
30	US-501 at Clayton Avenue	Southbound Left	1	24	32	100
		Westbound Left	1	55	61	100 ¹
		Northbound Left/U-turn	1	120	144	175
		Eastbound Left	1	36	43	100 ¹
50	US-501 at Ivey St	Southbound Left/U-turn	1	50	44	100
		Westbound Left	1	46	54	100 ¹
		Northbound Left/U-turn	1	113	50	125
		Eastbound Left	1	49	63	100 ¹
70	US-501 at Morehead Street	Southbound Left/U-turn	1	122	100	150
		Northbound Left/U-turn	1	162	132	175
		Eastbound Left	1	63	60	100 ¹
90	US-501 at NC-57 (Leasburg Road)	Southbound Left/U-turn	1	136	147	175
		Southbound Right	1	80	140	150 ¹
		Westbound Left	1	28	26	100
		Northbound Left/U-turn	1	135	177	200
		Eastbound Right	1	103	78	125 ¹
110	US-501 at US-158 (Long Ave)	Southbound Left/U-turn	1	77	52	100
		Northbound Left	1	143	170	200
		Eastbound Left	1	117	125	150
120	US-501 at West Barden Street	Southbound Left	1	64	70	100
		Northbound Left/U-turn	1	81	82	100
		Eastbound Left	1	75	56	100 ¹
155	US-501 at Realigned Johnson Street	Southbound Left/U-turn	1	61	28	175 ¹
		Northbound Left/U-turn	1	152	132	100 ¹

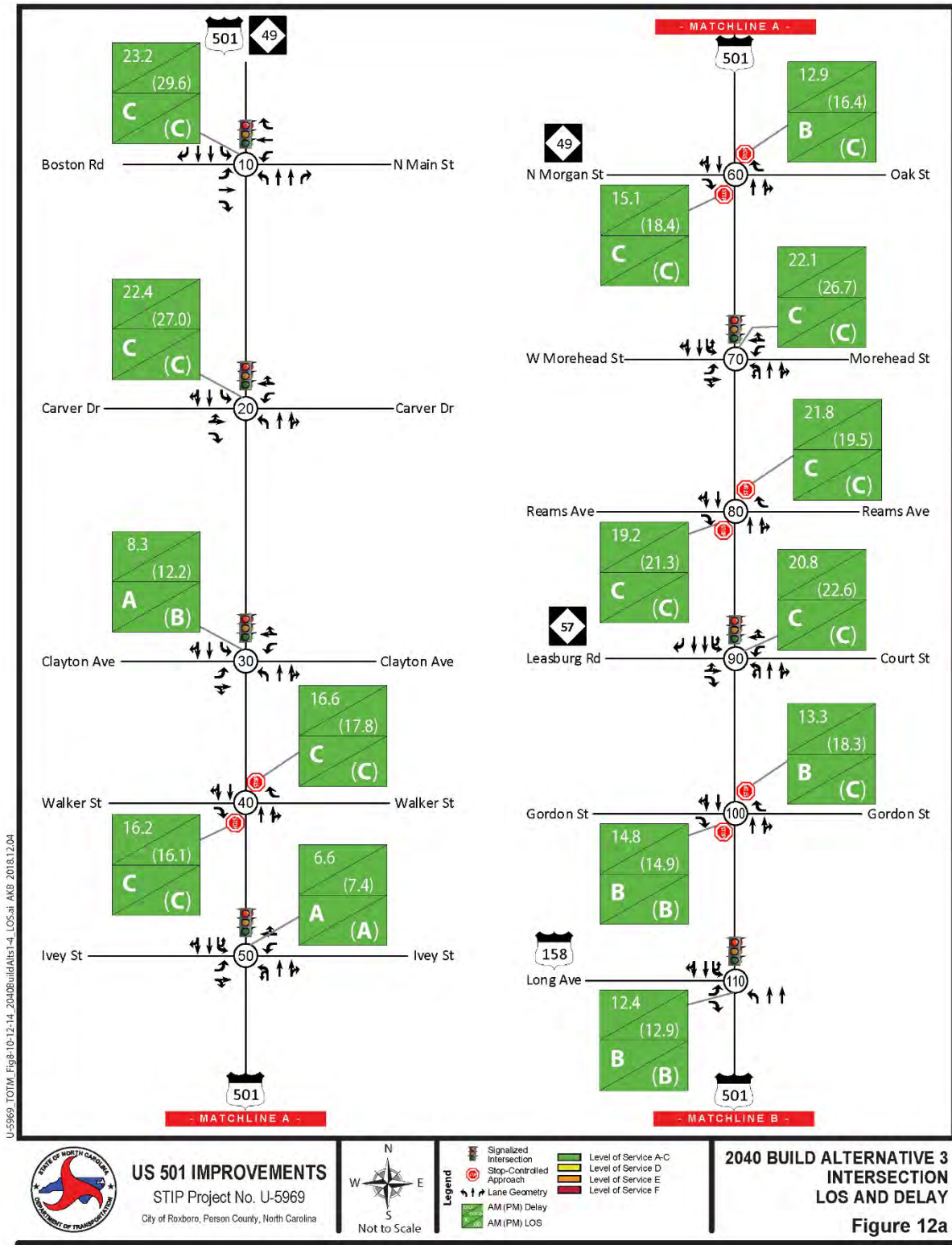
Intersection Number	Intersection	Movement	# of Storage Bays	95 th Percentile Queue (ft)		Proposed Storage Length (ft)
				AM	PM	
		Eastbound Right	1	71	57	100 ¹
170	US-501 at Hurdle Mills Road	Northbound Left/ U-turn	1	159	117	175
		Eastbound Right	1	48	62	100
210	US-501 at Garrett Street	Southbound Left/ U-turn	1	181	216	250
		Westbound Right	1	196	233	250
		Northbound Left	1	21	35	100
		Northbound Right	1	34	44	100
		Eastbound Right	1	25	43	100 ¹

1. New Proposed Lane

4.1.1.3 Alternative 3 Analysis Results

The capacity analysis results for Alternative 3 are shown in Figure 12. Capacity analysis results for individual lane groups at the study area intersections are presented in Table 13 and Table 14.

Figure 12. 2040 Build Alternative 3 Intersection and LOS Delay



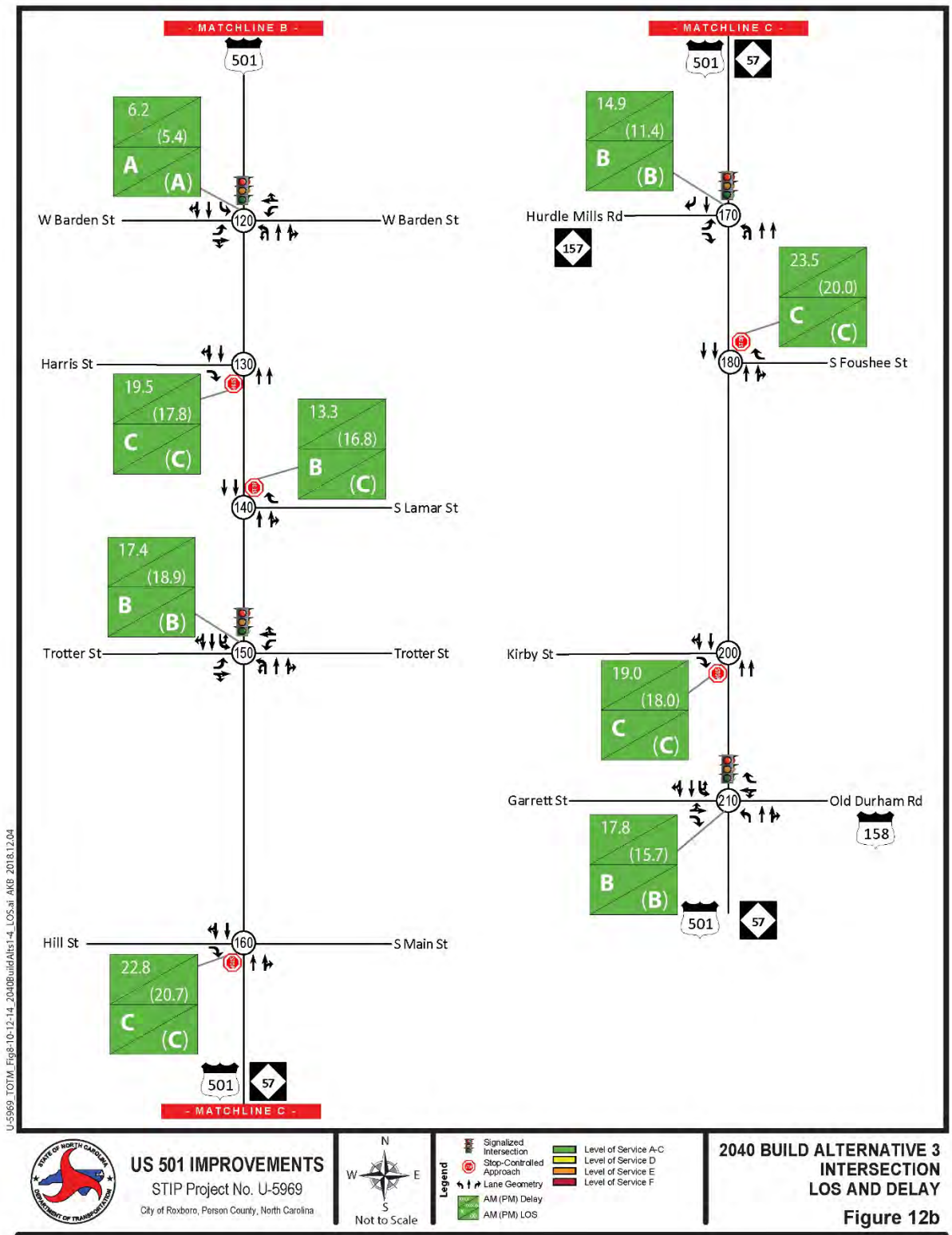


Table 13. Capacity Analysis Results for Signalized Intersections - 2040 Build Alternative 3

Signalized Intersections													
Intersection Number	Intersection	Approach	Lane Group	Delay ¹ (s)		Level of Service ²		95th % Queue (ft)/Spillback Rate					
				AM	PM	AM	PM	AM		PM		AM	PM
10	US-501 at Boston Road	Overall		23.2	29.6	C	C						
		Boston Road Southbound	L	49.5	60.3	D	E	45	(0%)	51	(0%)	227	241
			T	33.4	42.3	C	D	61	(0%)	96	(0%)		
			R	16.3	18.5	B	B	175	(0%)	193	(0%)		
		US-501 Westbound	L	32.2	35.7	C	D	56	(0%)	54	(0%)	178	198
			T	23.8	23.4	C	C	119	(0%)	112	(0%)		
			R	27.2	27.2	C	C	44	(0%)	45	(0%)		
		N Main Street Northbound	L	50.9	58.0	D	E	80	(0%)	63	(0%)	127	102
			T	35.3	39.8	D	D	78	(0%)	67	(0%)		
			R	14.9	17.1	B	B	29	(0%)	31	(0%)		
		US-501 Eastbound	L	30.6	46.8	C	D	250	(0%)	328	(0%)	342	398
			T	18.1	29.9	B	C	106	(0%)	161	(0%)		
			R	24.0	33.6	C	C	59	(0%)	78	(0%)		
20	US-501 at Carver Drive	Overall		22.4	27.0	C	C						
		US-501 Southbound	L	26.4	24.7	C	C	39	(0%)	32	(0%)	333	331
			T	28.1	29.3	C	C	247	(0%)	221	(0%)		
			TR	28.6	28.7	C	C	228	(0%)	230	(0%)		
		Carver Drive Westbound	L	56.0	55.7	E	E	105	(0%)	86	(0%)	145	126
			TR	31.7	30.8	C	C	76	(0%)	74	(0%)		
		US-501 Northbound	L	43.0	56.0	D	E	260	(0%)	263	(0%)	384	407
			T	7.4	18.5	A	B	145	(0%)	215	(0%)		
			TR	6.3	14.7	A	B	134	(0%)	239	(0%)		
		Carver Drive Eastbound	LT	34.3	42.0	C	D	99	(0%)	108	(0%)	237	277
R	16.5		19.6	B	B	148	(0%)	155	(0%)				

Signalized Intersections													
Intersection Number	Intersection	Approach	Lane Group	Delay ¹ (s)		Level of Service ²		95th % Queue (ft)/Spillback Rate					
				AM	PM	AM	PM	AM		PM		AM	PM
30	US-501 at Clayton Avenue	Overall		8.3	12.2	A	B						
		US-501 Southbound	L	22.9	16.1	C	B	46	(0%)	37	(0%)	313	331
			T	7.9	8.7	A	A	158	(0%)	176	(0%)		
			TR	7.9	8.9	A	A	151	(0%)	186	(0%)		
		Clayton Avenue Westbound	L	65.2	62.9	E	E	62	(0%)	65	(0%)	95	87
			TR	60.1	57.5	E	E	66	(0%)	54	(0%)		
		US-501 Northbound	L/U	56.3	47.1	E	D	134	(0%)	185	(0%)	185	291
			T	1.1	9.6	A	A	72	(0%)	228	(0%)		
			TR	0.8	7.2	A	A	93	(0%)	225	(0%)		
		Clayton Avenue Eastbound	L	60.5	70.9	E	E	59	(0%)	43	(0%)	93	61
			TR	48.2	63.2	D	E	71	(0%)	52	(0%)		
		50	US-501 at Ivey St	Overall		6.6	7.4	A	A				
US-501 Southbound	L/U			13.0	18.0	B	B	50	(0%)	52	(0%)	187	292
	T			4.2	4.4	A	A	142	(0%)	151	(0%)		
	TR			4.0	4.6	A	A	157	(0%)	177	(0%)		
Ivey Street Westbound	L			71.4	85.3	E	F	89	(0%)	67	(0%)	106	97
	TR			55.3	69.1	E	E	26	(0%)	43	(0%)		
US 501 Northbound	L/U			61.8	20.0	E	C	113	(0%)	62	(0%)	261	329
	T			4.3	6.8	A	A	114	(0%)	219	(0%)		
	TR			3.5	6.0	A	A	144	(0%)	229	(0%)		
Ivey Street Eastbound	L			51.6	59.3	D	E	45	(0%)	59	(0%)	90	103
	TR			56.1	54.3	E	D	53	(0%)	87	(0%)		

Signalized Intersections													
Intersection Number	Intersection	Approach	Lane Group	Delay ¹ (s)		Level of Service ²		95th % Queue (ft)/Spillback Rate					
				AM	PM	AM	PM	AM		PM		AM	PM
70	US-501 at Morehead Street	Overall		22.1	26.7	C	C						
		US-501 Southbound	L/U	56.9	52.7	E	D	133	(0%)	106	(0%)	417	417
			T	15.3	20.9	B	C	205	(0%)	298	(0%)		
			TR	15.5	16.7	B	B	227	(0%)	288	(0%)		
		Morehead Street Westbound	L	81.3	110.3	F	F	79	(0%)	169	(0%)	94	188
			TR	49.7	50.8	D	D	78	(0%)	103	(0%)		
		US-501 Northbound	L/U	48.9	57.2	D	E	176	(0%)	163	(0%)	533	609
			T	20.9	24.1	C	C	376	(0%)	347	(0%)		
			TR	18.5	21.7	B	C	354	(0%)	367	(0%)		
		Morehead Street Eastbound	L	59.1	75.4	E	E	53	(0%)	75	(0%)	99	131
			TR	45.6	51.5	D	D	67	(0%)	87	(0%)		
		90	US-501 at NC-57 (Leasburg Road)	Overall		20.8	22.6	C	C				
US-501 Southbound	L/U			71.5	57.1	E	E	172	(0%)	155	(0%)	255	365
	T			9.7	13.5	A	B	129	(0%)	242	(0%)		
	R			8.1	12.5	A	B	54	(0%)	149	(0%)		
Court Street Westbound	L			42.0	50.2	D	D	44	(0%)	40	(0%)	88	101
	TR			33.5	43.2	C	D	66	(0%)	87	(0%)		
US-501 Northbound	L/U			59.1	49.7	E	D	130	(0%)	189	(0%)	372	374
	T			18.2	23.0	B	C	178	(0%)	269	(0%)		
	TR			16.4	19.4	B	B	216	(0%)	294	(0%)		
NC-57 Eastbound	LT			39.6	52.6	D	D	254	(0%)	132	(0%)	370	167
	R	27.4	27.9	C	C	102	(0%)	70	(0%)				
110	US-501 at US-158 (Long Ave)	Overall		12.4	12.9	B	B						
		US-501 Southbound	L/U	23.9	22.8	C	C	53	(0%)	53	(0%)	327	365
			T	10.5	9.2	B	A	202	(0%)	210	(0%)		
			TR	11.8	9.8	B	A	228	(0%)	224	(0%)		
		US-501 Northbound	L	41.6	62.2	D	E	137	(0%)	184	(0%)	249	277
			T	4.2	1.7	A	A	108	(0%)	80	(0%)		
		US-158 Eastbound	L	36.9	44.6	D	D	111	(0%)	133	(0%)	151	307
			R	24.2	27.0	C	C	121	(0%)	127	(0%)		

Signalized Intersections													
Intersection Number	Intersection	Approach	Lane Group	Delay ¹ (s)		Level of Service ²		95th % Queue (ft)/Spillback Rate					
				AM	PM	AM	PM	AM		PM		AM	PM
120	US-501 at West Barden Street	Overall		6.2	5.4	A	A						
		US-501 Southbound	L	8.7	16.1	A	B	51	(0%)	52	(0%)	171	203
			T	2.2	3.7	A	A	48	(0%)	140	(0%)		
			TR	2.1	4.0	A	A	49	(0%)	146	(0%)		
		Barden Street Westbound	L	92.5	58.2	F	E	52	(0%)	53	(0%)	144	155
			TR	49.2	52.0	D	D	76	(0%)	96	(0%)		
		US-501 Northbound	L/U	15.3	9.6	B	A	62	(0%)	53	(0%)	196	78
			T	3.4	0.3	A	A	149	(0%)	39	(0%)		
			TR	3.8	0.1	A	A	154	(0%)	24	(0%)		
		Barden Street Eastbound	L	90.0	86.3	F	F	93	(0%)	62	(0%)	110	80
TR	47.9		46.6	D	D	66	(0%)	62	(0%)				
150	US-501 at Trotter Street	Overall		17.4	18.9	B	B						
		US-501 Southbound	L/U	49.5	23.7	D	C	52	(0%)	42	(0%)	414	454
			T	15.0	17.1	B	B	209	(12%)	216	(34%)		
			TR	16.0	16.7	B	B	203	(14%)	216	(36%)		
		Trotter Street Westbound	L	42.5	45.2	D	D	127	(0%)	116	(0%)	156	149
			TR	38.7	51.5	D	D	41	(0%)	22	(0%)		
		US-501 Northbound	L/U	60.5	51.3	E	D	187	(0%)	168	(0%)	257	348
			T	7.3	11.2	A	B	144	(0%)	210	(0%)		
		Trotter Street Eastbound	L	51.0	66.5	D	E	66	(0%)	50	(0%)	133	134
			TR	47.7	50.9	D	D	97	(0%)	104	(0%)		
170	US-501 at Hurdle Mills Road	Overall		14.9	11.4	B	B						
		US-501 Southbound	T	6.8	6.1	A	A	155	(0%)	139	(0%)	215	204
			TR	7.9	7.6	A	A	162	(0%)	154	(0%)		
		US-501 Northbound	L/U	62.0	56.0	E	E	204	(0%)	130	(0%)	443	354
			T	11.2	5.4	B	A	240	(0%)	200	(0%)		
		Hurdle Mills Road Eastbound	L	58.7	54.9	E	D	168	(0%)	183	(0%)	224	236
			R	38.8	43.3	D	D	50	(0%)	67	(0%)		

Signalized Intersections											
Intersection Number	Intersection	Approach	Lane Group	Delay ¹ (s)		Level of Service ²		95th % Queue (ft)/Spillback Rate		Maximum Queue Length (ft)	
				AM	PM	AM	PM	AM	PM	AM	PM
210	US-501 at Garrett Street	Overall		17.8	15.7	B	B				
		US-501 Southbound	L/U	40.9	39.4	D	D	231 (0%)	212 (0%)	535	293
			T	12.2	4.9	B	A	272 (0%)	168 (0%)		
			TR	9.9	5.0	A	A	280 (0%)	194 (0%)		
		Old Durham Road Westbound	LT	51.6	69.4	D	E	52 (0%)	54 (0%)	255	272
			R	28.3	36.3	C	D	176 (0%)	229 (0%)		
		US-501 Northbound	L	37.3	20.6	D	C	19 (0%)	32 (0%)	308	402
			T	17.7	15.0	B	B	235 (0%)	242 (0%)		
			R	14.4	11.1	B	B	54 (0%)	50 (0%)		
		Garrett Street Eastbound	LT	67.3	165.3	E	F	68 (0%)	72 (0%)	109	103
			R	49.5	64.3	D	E	42 (0%)	46 (0%)		

1- Delay shown is the 95th percentile worst case control delay for the full 60-minute simulation period as derived from the 10 random seed simulations.
 2- Level of Service shown is Simulation based and calculated in a manner that is consistent with the HCM 2010 Methodologies.

Table 14. Capacity Analysis Results for Un-Signalized Intersections - 2040 Build Alternative 3

Un-signalized Intersections ¹													
Intersection Number	Intersection	Approach	Lane	Delay ² (s)		Level of Service ³		95th % Queue (ft)/Spillback Rate		Maximum Queue Length (ft)			
				AM	PM	AM	PM	AM	PM	AM	PM		
40	US-501 at Walker Street	Walker Street Westbound	R	16.6	17.8	C	C	79	(0%)	77	(0%)	113	132
		Walker Street Eastbound	R	16.2	16.1	C	C	61	(0%)	49	(0%)	87	70
60	US-501 at N Morgan Street	Oak St. WB	R	12.9	16.4	B	C	47	(0%)	46	(0%)	67	74
		N Morgan St. EB	R	15.1	18.4	C	C	53	(0%)	67	(0%)	97	117
80	US 501 at Reams Avenue	Reams Avenue WB	R	21.8	19.5	C	C	76	(0%)	86	(0%)	110	121
		Reams Avenue EB	R	19.2	21.3	C	C	73	(0%)	95	(0%)	154	150
100	US 501 at Gordon St	Gordon Street WB	R	13.3	18.3	B	C	65	(0%)	93	(0%)	101	101
		Gordon Street EB	R	14.8	14.9	B	B	52	(0%)	35	(0%)	101	64
130	US-501 at Harris Street	Harris Street Eastbound	R	19.5	17.8	C	C	29	(0%)	34	(0%)	0	0
140	US-501 at Lamar Street	Lamar Street Westbound	R	13.3	16.8	B	C	54	(0%)	65	(0%)	93	86
160	US-501 at Hill Street	Hill Street Eastbound	R	22.8	20.7	C	C	82	(0%)	87	(0%)	116	116
180	US-501 at Foushee Street	Foushee Street Westbound	R	23.5	20.0	C	C	95	(0%)	40	(0%)	143	105
200	US-501 at Kirby Street	Kirby Street Eastbound	R	19.0	18.0	C	C	50	(0%)	51	(0%)	89	70

1- Results for un-signalized intersections include only the movements that have conflicting flow and thus have the potential to incur control delay.

2- Delay shown is the 95th percentile worst case control delay for the full 60-minute simulation period as derived from the 10 random seed simulations.

3- Level of Service shown is Simulation based and calculated in a manner that is consistent with the HCM 2010 Methodologies.

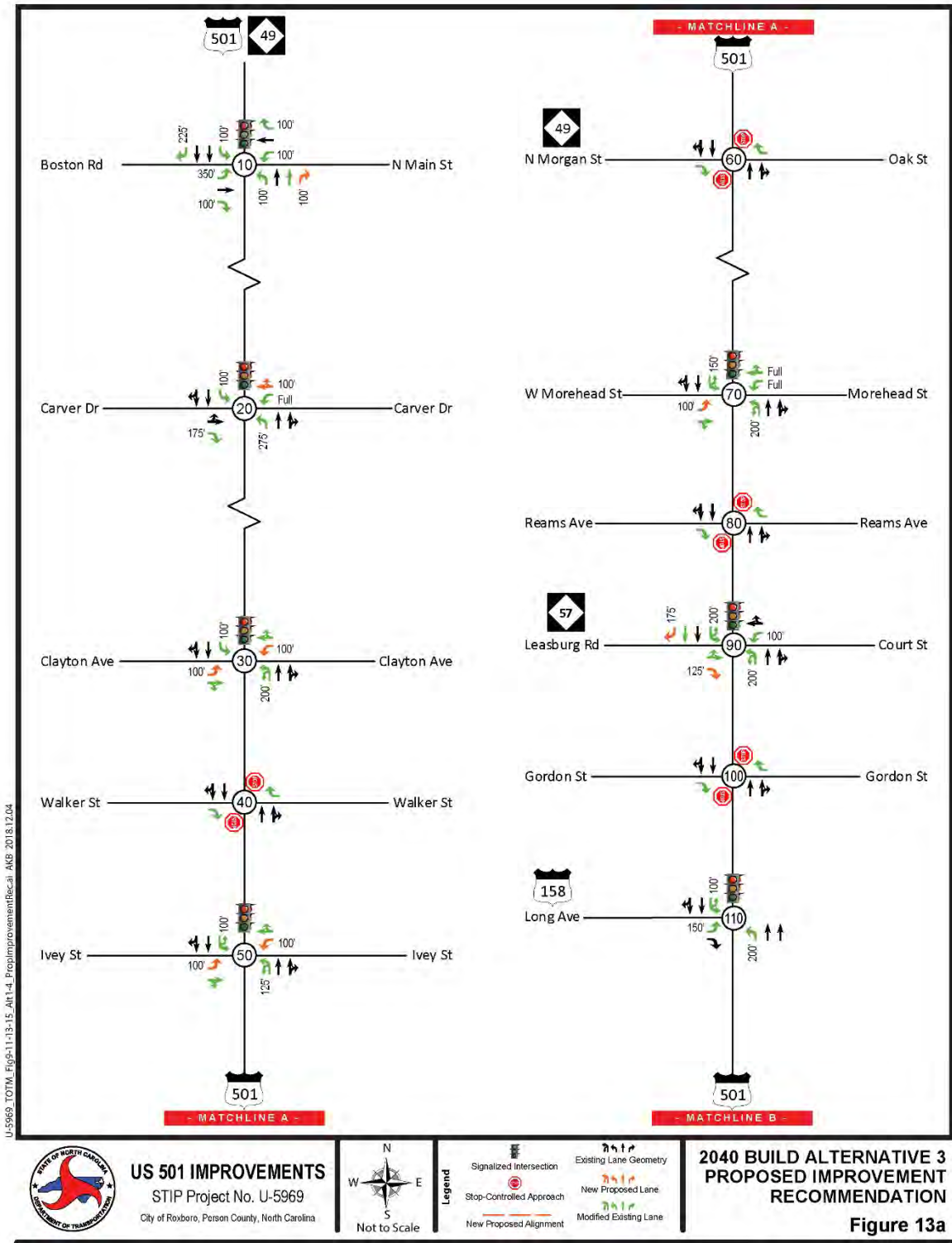
As can be seen in **Tables 13 and Table 14**, all the study area intersections will operate at overall LOS D or better during both peak hours. While most of the individual movements will operate at LOS D or better, the following lane groups will operate at LOS E or worse during either/or both peak hours:

- Boston Road Southbound Left (PM)
- North Main Street Northbound Left (PM)
- Carver Drive Westbound Left (AM and PM)
- US-501 Northbound Left at Carver Drive (PM)
- Clayton Avenue Westbound Left (AM and PM)
- Clayton Avenue Westbound Through Right (AM and PM)
- US-501 Northbound Left/U-turn at Clayton Avenue (AM)
- Clayton Avenue Eastbound Left (AM and PM)
- Clayton Avenue Eastbound Through Right (PM)
- Ivey Street Westbound Left (AM and PM)
- Ivey Street Westbound Through Right (AM and PM)
- US-501 Northbound Left/U-turn at Ivey Street (AM)
- Ivey Street Eastbound Left (PM)
- Ivey Street Eastbound Through Right (AM)
- US-501 Southbound Left/U-turn at Morehead Street (AM)
- Morehead Street Westbound Left (AM and PM)
- US-501 Northbound Left/U-turn at Morehead Street (PM)
- Morehead Street Eastbound Left (AM and PM)
- US-501 Southbound Left/U-turn at NC-57 (Leasburg Road) (AM and PM)
- US-501 Northbound Left/U-turn at NC-57 (Leasburg Road) (AM)
- US-501 Northbound Left at US-158 (Long Avenue) (PM)
- Barden Street Westbound Left (AM and PM)
- Barden Street Eastbound Left (AM and PM)
- US-501 Northbound Left/U-turn at Trotter Street (AM)
- Trotter Street Eastbound Left (PM)
- US-501 Northbound Left/U-turn at Hurdle Mills Road (AM and PM)
- Hurdle Mills Road Eastbound Left (AM)
- Old Durham Road Westbound Left Through (PM)
- Garrett Street Eastbound Left Through (AM and PM)
- Garrett Street Eastbound Right (PM)

Although the LOS for the above movements is E or F, most of these lane groups are expected to have peak hour volumes less than 100 vehicles or queue less than 250 feet. The 95% queue on US-501 Northbound Left at Carver Drive is expected to be 260 and 263 feet during the AM- and PM-peak period respectively; however, the queue will be contained within the proposed storage lane.

The proposed roadway geometry at study area intersections is presented in **Figure 13**. As can be seen in this figure, the improvement recommendation contains not only modification of existing lanes, but also new left and right turn lanes. The recommended queue length, as presented in the figure is based on a queuing analysis presented in **Table 15**.

Figure 13. Proposed Improvement Recommendations - 2040 Build Alternative 3



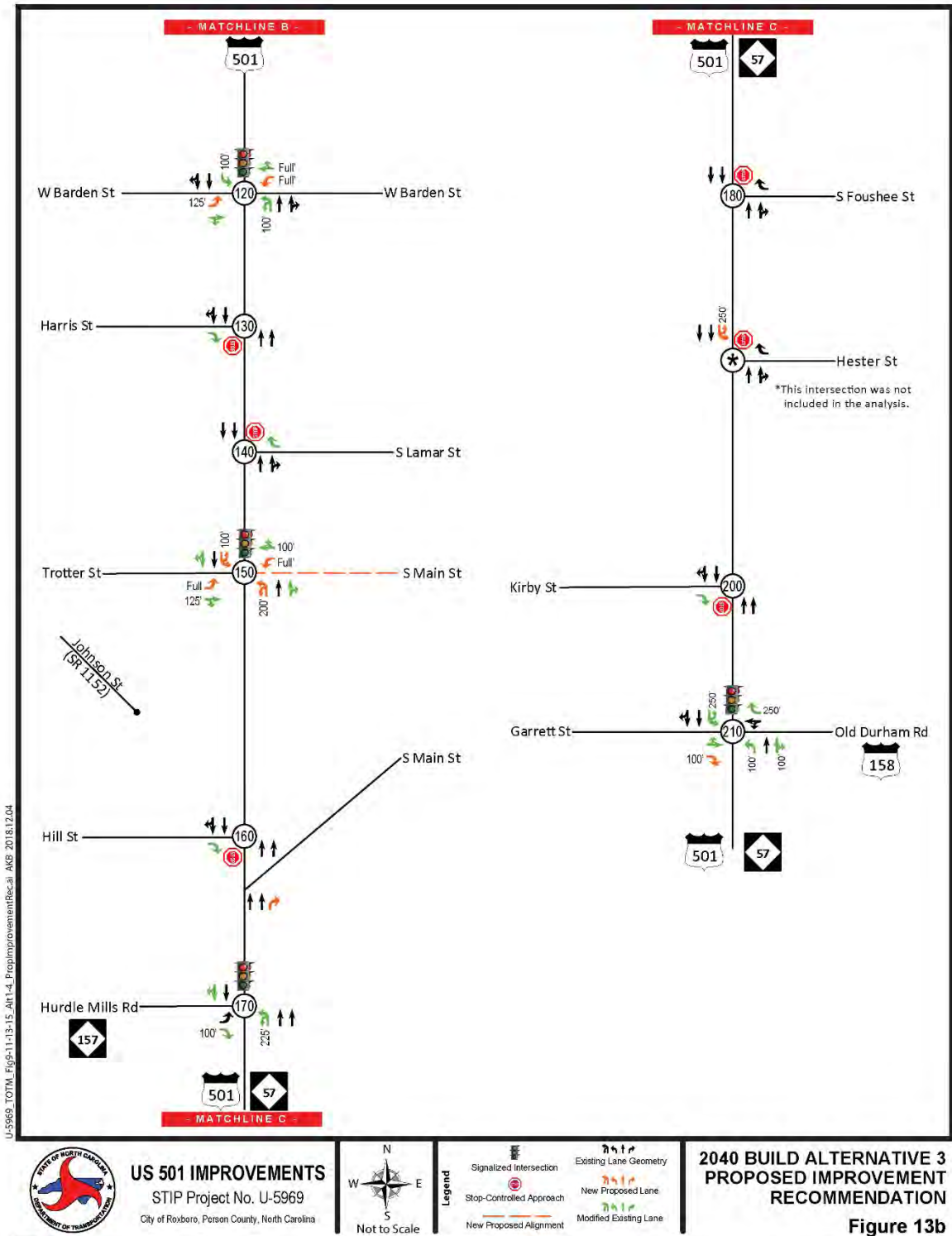


Table 15. Queue Analysis Results - 2040 Build Alternative 3

Intersection Number	Intersection	Movement	# of Storage Bays	95 th Percentile Queue (ft)		Proposed Storage Length (ft)
				AM	PM	
10	US-501 at Boston Road	Southbound Left (Boston Road)	1	45	51	100
		Southbound Right (Boston Road)	1	175	193	225
		Westbound Left (US-501)	1	56	54	100
		Westbound Right (US-501)	1	44	45	100
		Northbound Left (N Main Street)	1	80	63	100
		Northbound Right (N Main Street)	1	29	31	100 ¹
		Eastbound Left (US-501)	1	250	328	350
		Eastbound Right (US-501)	1	59	78	100
20	US-501 at Carver Drive	Southbound Left	1	39	32	100
		Westbound Through/Right	1	76	74	100 ¹
		Northbound Left	1	260	263	275
		Eastbound Right	1	148	155	175
30	US-501 at Clayton Avenue	Southbound Left	1	46	37	100
		Westbound Left	1	62	65	100 ¹
		Northbound Left/U-turn	1	134	185	200
		Eastbound Left	1	59	43	100 ¹
50	US-501 at Ivey St	Southbound Left/U-turn	1	50	52	100
		Westbound Left	1	89	67	100 ¹
		Northbound Left/U-turn	1	113	62	125
		Eastbound Left	1	45	59	100 ¹
70	US-501 at Morehead Street	Southbound Left/U-turn	1	133	106	150
		Northbound Left/U-turn	1	176	163	200
		Eastbound Left	1	53	75	100 ¹
90	US-501 at NC-57 (Leasburg Road)	Southbound Left/U-turn	1	172	155	200
		Southbound Right	1	54	149	175 ¹
		Westbound Left	1	44	40	100
		Northbound Left/U-turn	1	130	189	200
110	US-501 at US-158 (Long Ave)	Southbound Left/U-turn	1	53	53	100
		Northbound Left	1	137	184	200
		Eastbound Left	1	111	133	150

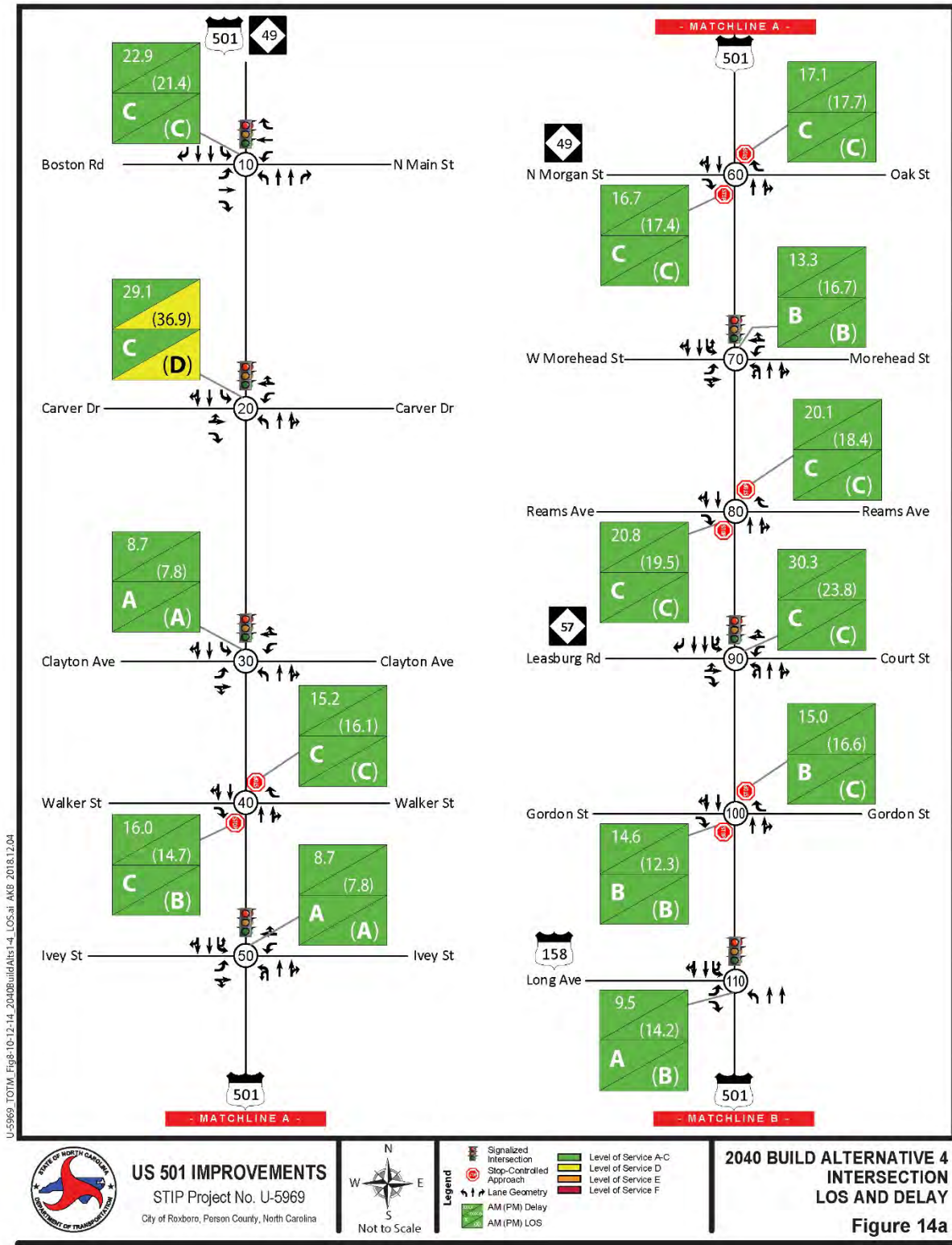
Intersection Number	Intersection	Movement	# of Storage Bays	95 th Percentile Queue (ft)		Proposed Storage Length (ft)
				AM	PM	
120	US-501 at West Barden Street	Southbound Left	1	51	52	100
		Northbound Left/ U-turn	1	62	53	100
		Eastbound Left	1	93	62	125 ¹
150	US-501 at Trotter Street	Southbound Left/ U-turn	1	52	42	100 ¹
		Westbound Through Right	1	41	22	100
		Northbound Left/ U-turn	1	187	168	200 ¹
		Eastbound Through Right	1	97	104	125
170	US-501 at Hurdle Mills Road	Northbound Left/ U-turn	1	204	130	225
		Eastbound Right	1	50	67	100
210	US-501 at Garrett Street	Southbound Left/ U-turn	1	231	212	250
		Westbound Right	1	176	229	250
		Northbound Left	1	19	32	100
		Northbound Right	1	54	50	100
		Eastbound Right	1	42	46	100 ¹

1. New Proposed Lane

4.1.1.4 Alternative 4 Analysis Results

The capacity analysis results for Alternative 4 are shown in Figure 14. Table 16 and Table 17 show capacity analysis results for individual lane groups at the signalized and unsignalized intersections respectively.

Figure 14. 2040 Build Alternative 4 Intersection LOS and Delay



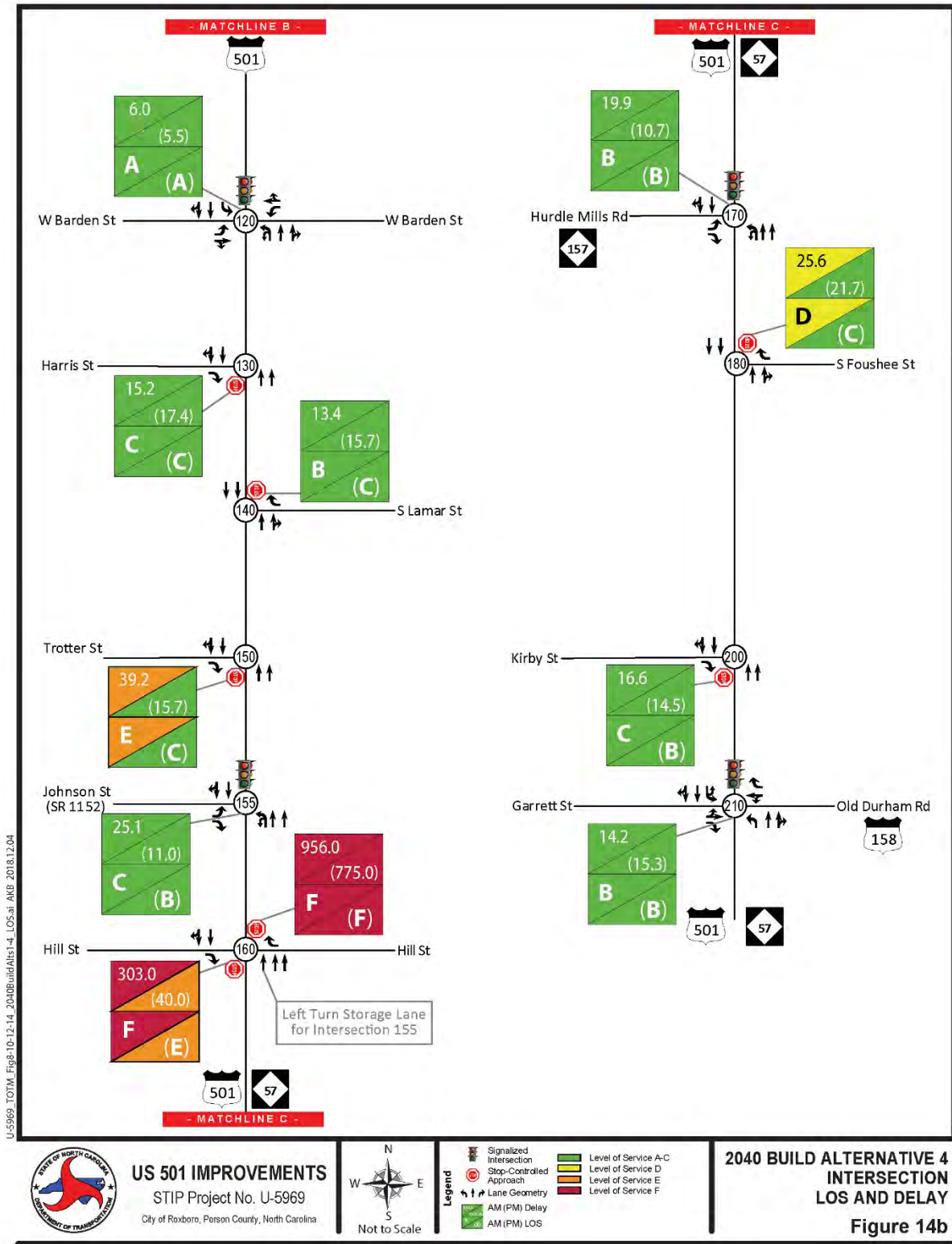


Table 16. Capacity Analysis Results for Signalized Intersections - 2040 Build Alternative 4

Intersection Number	Intersection	Approach	Lane Group	Delay ¹ (s)		Level of Service ²		95th % Queue (ft)/Spillback Rate		Maximum Queue Length (ft)			
				AM	PM	AM	PM	AM	PM	AM	PM		
10	US-501 at Boston Road	Overall		22.9	21.4	C	C						
		Boston Road Southbound	L	40.5	46.4	D	D	54 (0%)	40 (0%)	238	238		
			T	28.3	30.5	C	C	53 (0%)	74 (0%)				
			R	12.9	12.0	B	B	150 (0%)	146 (0%)				
		US-501 Westbound	L	42.9	43.9	D	D	52 (0%)	53 (0%)	172	166		
			T	24.0	24.6	C	C	114 (0%)	125 (0%)				
			R	30.6	33.4	C	C	42 (0%)	58 (0%)				
		N Main Street Northbound	L	62.6	54.6	E	D	78 (0%)	65 (0%)	96	100		
			T	26.8	29.3	C	C	72 (0%)	67 (0%)				
			R	21.4	19.6	C	B	38 (0%)	32 (0%)				
		US-501 Eastbound	L	36.7	38.4	D	D	255 (0%)	261 (0%)	320	278		
			T	16.3	7.7	B	A	94 (0%)	76 (0%)				
			R	20.2	10.2	C	B	76 (0%)	43 (0%)				
		20	US-501 at Carver Drive	Overall		29.1	36.9	C	D				
				US-501 Southbound	L	16.3	25.9	B	C	38 (0%)	41 (0%)	277	285
T	15.3				28.2	B	C	172 (0%)	210 (0%)				
TR	15.3				29.4	B	C	171 (0%)	217 (0%)				
Carver Drive Westbound	L			153.8	414.3	F	F	270 (0%)	746 (1%)	283	802		
	TR			44.7	195.2	D	F	100 (0%)	244 (0%)				
US-501 Northbound	L			102.2	40.8	F	D	601 (0%)	227 (0%)	868	366		
	T			10.6	7.5	B	A	127 (0%)	121 (0%)				
	TR			9.7	7.4	A	A	163 (0%)	108 (0%)				
Carver Drive Eastbound	LT			41.8	30.2	D	C	100 (0%)	77 (0%)	324	374		
	R			22.0	32.2	C	C	158 (0%)	216 (0%)				

Intersection Number	Intersection	Approach	Lane Group	Delay ¹ (s)		Level of Service ²		95th % Queue (ft)/Spillback Rate				Maximum Queue Length (ft)	
				AM	PM	AM	PM	AM		PM		AM	PM
30	US-501 at Clayton Avenue	Overall		8.7	7.8	A	A						
		US-501 Southbound	L	24.0	17.1	C	B	39	(0%)	24	(0%)	266	224
			T	7.5	6.7	A	A	170	(0%)	127	(0%)		
			TR	7.5	6.8	A	A	166	(0%)	131	(0%)		
		Clayton Avenue Westbound	L	61.2	60.0	E	E	64	(0%)	67	(0%)	76	68
			TR	49.3	48.2	D	D	52	(0%)	53	(0%)		
		US-501 Northbound	L/U	49.7	48.2	D	D	114	(0%)	160	(0%)	227	265
			T	3.5	2.0	A	A	139	(0%)	110	(0%)		
			TR	3.2	1.4	A	A	131	(0%)	63	(0%)		
		Clayton Avenue Eastbound	L	49.5	58.1	D	E	50	(0%)	40	(0%)	110	62
TR	44.3		56.9	D	E	61	(0%)	43	(0%)				
50	US-501 at Ivey St	Overall		8.7	7.8	A	A						
		US-501 Southbound	L/U	13.8	17.8	B	B	45	(0%)	39	(0%)	287	310
			T	8.7	6.5	A	A	196	(0%)	214	(0%)		
			TR	8.6	6.8	A	A	214	(0%)	210	(0%)		
		Ivey Street Westbound	L	56.4	59.3	E	E	41	(0%)	48	(0%)	50	66
			TR	48.1	56.0	D	E	29	(0%)	25	(0%)		
		US 501 Northbound	L/U	41.1	15.7	D	B	93	(0%)	48	(0%)	276	289
			T	5.7	6.1	A	A	165	(0%)	140	(0%)		
			TR	5.6	6.4	A	A	180	(0%)	206	(0%)		
		Ivey Street Eastbound	L	50.6	45.1	D	D	46	(0%)	55	(0%)	98	113
TR	50.1		44.7	D	D	56	(0%)	68	(0%)				

Intersection Number	Intersection	Approach	Lane Group	Delay ¹ (s)		Level of Service ²		95th % Queue (ft)/Spillback Rate				Maximum Queue Length (ft)	
				AM	PM	AM	PM	AM		PM		AM	PM
70	US-501 at Morehead Street	Overall		13.3	16.7	B	B						
		US-501 Southbound	L/U	48.6	54.3	D	D	123	(0%)	107	(0%)	294	443
			T	11.0	16.6	B	B	169	(0%)	227	(0%)		
			TR	8.9	17.1	A	B	176	(0%)	258	(0%)		
		Morehead Street Westbound	L	70.9	81.4	E	F	65	(0%)	124	(0%)	80	149
			TR	44.0	42.6	D	D	73	(0%)	114	(0%)		
		US-501 Northbound	L/U	43.7	43.0	D	D	164	(0%)	131	(0%)	255	212
			T	5.2	3.6	A	A	101	(0%)	100	(0%)		
			TR	5.5	3.5	A	A	132	(0%)	121	(0%)		
		Morehead Street Eastbound	L	52.7	59.3	D	E	48	(0%)	58	(0%)	111	113
TR	39.1		41.9	D	D	68	(0%)	79	(0%)				
90	US-501 at NC-57 (Leasburg Road)	Overall		30.3	23.8	C	C						
		US-501 Southbound	L/U	59.4	48.5	E	D	148	(0%)	147	(0%)	471	426
			T	34.1	23.0	C	C	358	(0%)	252	(0%)		
			R	30.8	21.1	C	C	108	(0%)	152	(0%)		
		Court Street Westbound	L	44.1	54.8	D	D	30	(0%)	22	(0%)	94	100
			TR	31.3	33.0	C	C	62	(0%)	70	(0%)		
		US-501 Northbound	L/U	50.0	45.4	D	D	108	(0%)	149	(0%)	442	396
			T	23.9	17.8	C	B	262	(0%)	193	(0%)		
			TR	23.6	17.6	C	B	287	(0%)	231	(0%)		
		NC-57 Eastbound	LT	35.3	41.0	D	D	224	(0%)	125	(0%)	339	230
R	22.7		23.0	C	C	87	(0%)	64	(0%)				
110	US-501 at US-158 (Long Ave)	Overall		9.5	14.2	A	B						
		US-501 Southbound	L/U	14.8	25.6	B	C	49	(0%)	62	(0%)	231	297
			T	4.8	14.4	A	B	102	(0%)	217	(0%)		
			TR	5.2	14.7	A	B	129	(0%)	249	(0%)		
		US-501 Northbound	L	38.1	35.7	D	D	148	(0%)	137	(0%)	219	253
			T	2.8	4.9	A	A	89	(0%)	130	(0%)		
		US-158 Eastbound	L	49.9	42.4	D	D	138	(0%)	144	(0%)	238	179
			R	25.5	24.2	C	C	119	(0%)	144	(0%)		

Intersection Number	Intersection	Approach	Lane Group	Delay ¹ (s)		Level of Service ²		95th % Queue (ft)/Spillback Rate				Maximum Queue Length (ft)	
				AM	PM	AM	PM	AM		PM		AM	PM
120	US-501 at West Barden Street	Overall		6.0	5.5	A	A						
		US-501 Southbound	L	9.0	9.4	A	A	34	(0%)	35	(0%)	94	57
			T	1.7	0.8	A	A	55	(0%)	32	(0%)		
			TR	1.9	0.8	A	A	71	(0%)	43	(0%)		
		Barden Street Westbound	L	59.8	48.0	E	D	48	(0%)	49	(0%)	121	128
			TR	43.5	39.4	D	D	96	(0%)	92	(0%)		
		US-501 Northbound	L/U	7.4	12.4	A	B	51	(0%)	57	(0%)	292	289
			T	5.3	4.6	A	A	149	(0%)	159	(0%)		
			TR	4.9	4.6	A	A	121	(0%)	137	(0%)		
		Barden Street Eastbound	L	71.5	66.5	E	E	85	(0%)	49	(0%)	112	71
TR	40.5		44.8	D	D	83	(0%)	51	(0%)				
155	US-501 at Realigned Johnson Street	Overall		25.1	11.0	C	B						
		US-501 Southbound	T	38.0	13.7	D	B	469	(15%)	194	(0%)	1066	360
			TR	39.5	14.6	D	B	452	(15%)	234	(0%)		
		US-501 Northbound	L/U	33.4	33.4	C	C	103	(73%)	102	(65%)	726	721
			T	2.2	2.5	A	A	98	(28%)	99	(34%)		
		Realigned Johnson Street Eastbound	L	43.0	53.0	D	D	28	(0%)	40	(0%)	274	113
R	158.3		33.4	F	C	243	(0%)	74	(0%)				
170	US-501 at Hurdle Mills Road	Overall		19.9	10.7	B	B						
		US-501 Southbound	T	24.5	6.6	C	A	361	(25%)	106	(0%)	1209	305
			TR	24.4	7.6	C	A	360	(25%)	114	(0%)		
		US-501 Northbound	L/U	62.1	55.9	E	E	194	(0%)	129	(0%)	258	206
			T	3.9	3.5	A	A	193	(0%)	125	(0%)		
		Hurdle Mills Road Eastbound	L	57.0	54.2	E	D	189	(0%)	209	(0%)	233	272
R	42.1		36.2	D	D	60	(0%)	63	(0%)				

Intersection Number	Intersection	Approach	Lane Group	Delay ¹ (s)		Level of Service ²		95th % Queue (ft)/Spillback Rate				Maximum Queue Length (ft)	
				AM	PM	AM	PM	AM		PM		AM	PM
210	US-501 at Garrett Street	Overall		14.2	15.3	B	B						
		US-501 Southbound	L/U	45.1	59.5	D	E	202	(0%)	257	(0%)	302	338
			T	2.0	3.2	A	A	65	(0%)	131	(0%)		
			TR	1.6	1.8	A	A	58	(0%)	103	(0%)		
		Old Durham Road Westbound	LT	54.9	57.4	D	E	49	(0%)	52	(0%)	245	354
			R	24.9	37.8	C	D	163	(0%)	251	(0%)		
		US-501 Northbound	L	22.1	13.3	C	B	24	(0%)	33	(0%)	285	301
			T	14.7	12.8	B	B	188	(0%)	209	(0%)		
			R	13.4	11.1	B	B	43	(0%)	35	(0%)		
		Garrett Street Eastbound	LT	126.2	66.1	F	E	84	(0%)	54	(0%)	102	76
R	45.3		50.0	D	D	24	(0%)	48	(0%)				

1- Delay shown is the 95th percentile worst case control delay for the full 60-minute simulation period as derived from the 10 random seed simulations.
 2- Level of Service shown is Simulation based and calculated in a manner that is consistent with the HCM 2010 Methodologies.

Table 17. Capacity Analysis Results for Un-Signalized Intersections - 2040 Build Alternative 4

Intersection Number	Intersection	Approach	Lane	Delay ² (s)		Level of Service ³		95th % Queue (ft)/Spillback Rate		Maximum Queue Length (ft)			
				AM	PM	AM	PM	AM	PM	AM	PM		
40	US-501 at Walker Street	Walker Street Westbound	R	15.2	16.1	C	C	82	(0%)	85	(0%)	124	81
		Walker Street Eastbound	R	16.0	14.7	C	B	87	(0%)	41	(0%)	140	97
60	US-501 at North Morgan Street	Oak Street Westbound	R	17.1	17.7	C	C	37	(0%)	42	(0%)	90	94
		North Morgan Street Eastbound	R	16.7	17.4	C	C	67	(0%)	70	(0%)	76	100
80	US 501 at Reams Avenue	Reams Avenue Westbound	R	20.1	18.4	C	C	79	(0%)	77	(0%)	115	123
		Reams Avenue Eastbound	R	20.8	19.5	C	C	105	(0%)	94	(0%)	135	133
100	US 501 at Gordon St	Gordon Street Westbound	R	15.0	16.6	B	C	70	(0%)	63	(0%)	115	90
		Gordon Street Eastbound	R	14.6	12.3	B	B	62	(0%)	35	(0%)	80	144
130	US-501 at Harris Street	Harris Street Eastbound	R	15.2	17.4	C	C	24	(0%)	33	(0%)	64	0
140	US-501 at Lamar Street	Lamar Street Westbound	R	13.4	15.7	B	C	60	(0%)	50	(0%)	101	86
150	US-501 at Trotter Street	Trotter Street Eastbound	R	39.2	15.7	E	C	90	(0%)	49	(0%)	142	0
160	US-501 at Hill Street/South Main Street	South Main Street Westbound	R	956	775	F	F	584	(73%)	583	(61%)	608	592
		Hill Street Eastbound	R	303	40	F	E	641	(0%)	130	(0%)	698	193
180	US-501 at Foushee Street	Foushee Street Westbound	R	25.6	21.7	D	C	111	(0%)	47	(0%)	184	75
200	US-501 at Kirby Street	Kirby Street Eastbound	R	16.6	14.5	C	B	58	(0%)	45	(0%)	94	0

1- Results for un-signalized intersections include only the movements that have conflicting flow and thus have the potential to incur control delay.

2- Delay shown is the 95th percentile worst case control delay for the full 60-minute simulation period as derived from the 10 random seed simulations.

3- Level of Service shown is Simulation based and calculated in a manner that is consistent with the HCM 2010 Methodologies.

As can be seen in **Table 16** and **Table 17**, all the study area signalized intersections will operate at overall LOS D or better during both the peak hours. While most of the individual movements will operate at LOS D or better, the following lane groups will operate at LOS E or worse during either/or both peak hours:

- North Main Street Northbound Left (AM)
- Carver Drive Westbound Left (AM and PM)
- Carver Drive Westbound through Right (PM)
- US-501 Northbound Left at Carver Drive (AM)
- Clayton Avenue Westbound Left (AM and PM)
- Clayton Avenue Eastbound Left (PM)
- Clayton Avenue Eastbound Through Right (PM)
- Ivey Street Westbound Left (AM and PM)
- Ivey Street Westbound Through Right (PM)
- Morehead Street Westbound Left (AM and PM)
- Morehead Street Eastbound Left (PM)
- US-501 Southbound Left/U-turn at NC-57 (Leasburg Road) (AM)
- Barden Street Westbound Left (AM)
- Barden Street Eastbound Left (AM and PM)
- Realigned Johnson Street Eastbound Right (AM)
- US-501 Northbound Left/U-turn at Hurdle Mills Road (AM and PM)
- Hurdle Mills Road Eastbound Left (AM)
- US-501 Southbound Left/U-turn at Garrett Street (PM)
- Old Durham Road Westbound Left Through (PM)
- Garrett Street Eastbound Left Through (AM and PM)
- Trotter Street Eastbound Right (AM)
- South Main Street Right (AM and PM)
- Hill Street Eastbound Right (AM and PM)

It should be noted that the movements listed above are expected to have peak hour volumes less than 100 vehicles or the resulting queue is not expected to spillback off the storage lane. The only exception is northbound left/U-turn on US 501 at Carver Drive. This approach is expected to operate at LOS F with over 100 seconds of average delay/vehicle during the AM peak hour. Significant queuing is also anticipated for this movement which is expected to spill back from the storage lane and disrupt through traffic flow.

Noticeable queuing issues are anticipated along US 501 at the vicinity of the Hill Street/S. Main Street intersection that will adversely impact traffic operation.

As can be seen in **Figure 15** and **Figure 16**, S. Main Street is expected to experience significant queuing issue during both the AM and PM peak hours. This is because S. Main Street has high left turn volumes (173 vehicles during the AM peak hour and 139 vehicles during the PM peak hour). With the conversion of S. Main Street into a RI/RO facility, the left turners are now making a right turn at S. Main Street and then a U-turn at Johnson Street to go their destination. Because of the short distance between the realigned Johnson Street and S. Main Street intersections, the left turn/U-turn lane on northbound US 501 at Johnson Street is not long enough to accommodate such a high number of left turn volume, which is forcing people to wait on S. Main Street. The waiting is further prolonged because of the heavy volume along US 501 in the northbound direction. The left turners cannot find enough gap within the traffic stream to safely cross two through lanes and merge onto the left/U-turn lane.

Figure 15. S. Main Street Queuing Issues in Alternative 4 - AM Peak Hour


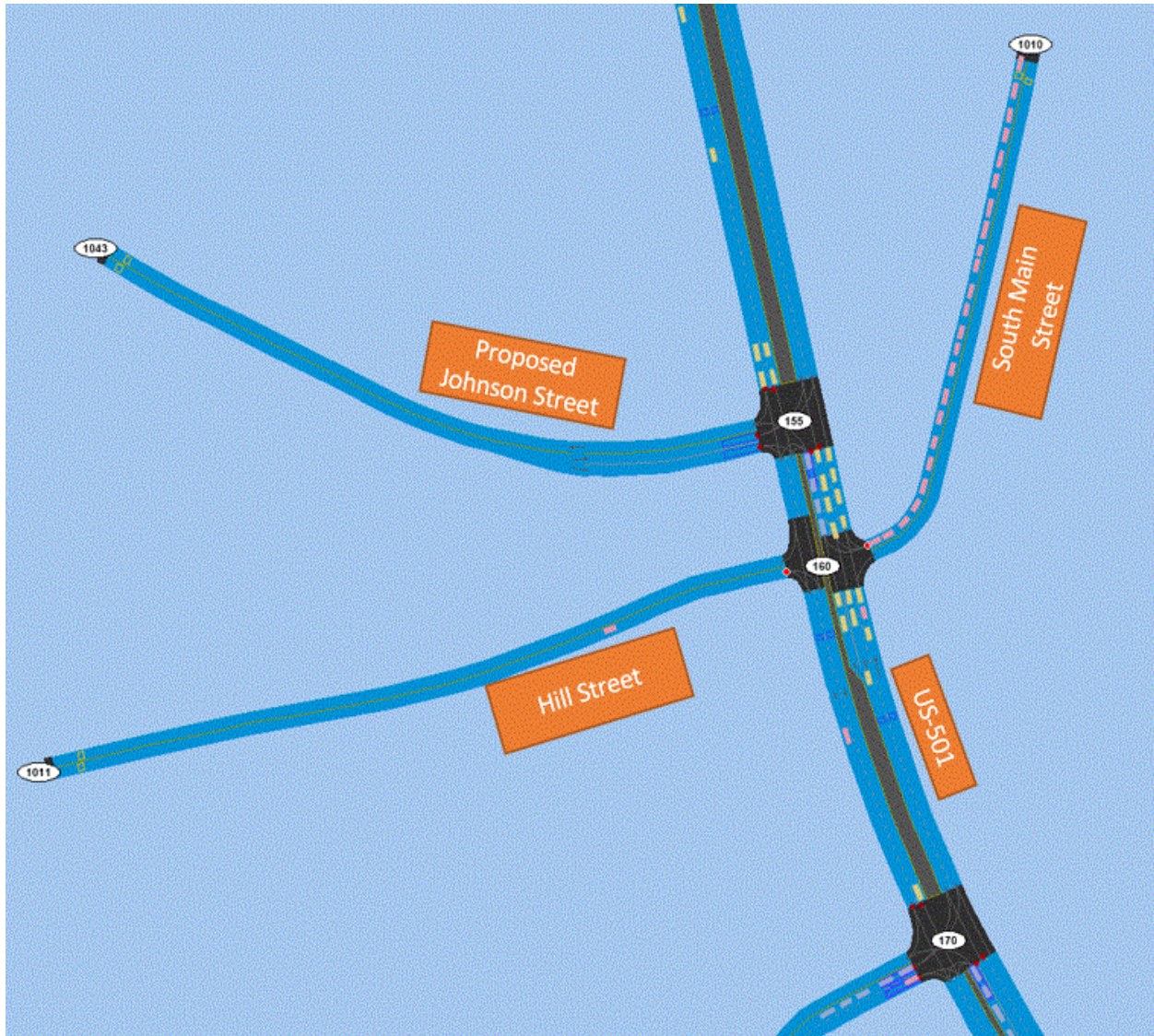


Figure 16. S. Main Street Queuing Issues in Alternative 4 - PM Peak Hour



Hill Street will also experience queuing issues during the AM peak hour as can be seen in **Figure 17**. It is anticipated that the queue on the southbound approach of US-501 resulting at the Hurdle Mills Road intersection would propagate back beyond Hill Street and block Hill Street vehicles from entering onto US-501.

Figure 17. Queuing on Hill Street in Alternative 4 - AM Peak Hour



Because of these queuing issues, **Alternative 4 is not deemed as a viable alternative** and removed from further consideration.

4.2 Comparison of Alternatives

A comparison of traffic operation analysis results for the four alternatives is presented in **Table 18** and **Table 19** for AM and PM peak hours, respectively.

Alternative 4 creates significant queuing issues and potential safety hazards at S. Main Street and Hill Street. Adverse impact on mobility along S. Main Street is especially concerning. Therefore, this study recommends that Alternative 4 should not be considered as a viable alternative.

Of the remaining three alternatives, Alternative 1, 2 and 3 perform similar from a traffic analysis standpoint and any of them can be considered as preferred alternative.

Table 18. Comparison of Alternatives - AM Peak Period

Measure of Effectiveness		Alternative 1	Alternative 2	Alternative 3	Alternative 4
Overall LOS (Signal)	F	0	0	0	0

Measure of Effectiveness		Alternative 1	Alternative 2	Alternative 3	Alternative 4	
	E	0	0	0	0	
	D or better	100% (11/11)	100% (11/11)	100% (11/11)	100% (11/11)	
	F	0	0	0	2% (1/61)	
Lane Group LOS (Signal)	Mainline ¹	E	3% (2/61)	2% (1/63)	11% (7/62)	3% (2/61)
		D or better	97% (59/61)	98% (62/63)	89% (55/62)	95% (58/61)
		F	3% (1/40)	0	7% (3/42)	8% (3/40)
	Y-line	E	15% (6/40)	20% (8/41)	24% (10/42)	18% (7/40)
		D or better	83% (33/40)	80% (33/41)	69% (29/42)	75% (30/40)
		F	7% (1/14)	0	0	13% (2/15)
Lane Group LOS (Stop-Controlled)	E	0	0	0	7% (1/15)	
	D or better	93% (13/14)	100% (14/14)	100% (13/13)	80% (12/15)	

1. Failing movements are only left and U-turns.

Table 19. Comparison of Alternatives - PM Peak Period

Measure of Effectiveness		Alternative 1	Alternative 2	Alternative 3	Alternative 4	
Overall LOS (Signal)	F	0	0	0	0	
	E	0	0	0	0	
	D or better	100% (11/11)	100% (11/11)	100% (11/11)	100% (11/11)	
Lane Group LOS (Signal)	Mainline ¹	F	0	0	0	
		E	0	0	8% (5/62)	3% (2/61)
		D or better	100% (61/61)	100% (63/63)	92% (57/62)	97% (59/61)
	Y-line	F	0	0	10% (4/42)	8% (3/40)
		E	13% (5/40)	10% (4/41)	33% (14/42)	23% (9/40)
		D or better	88% (35/40)	90% (37/41)	57% (24/42)	70% (28/40)
Lane Group LOS (Stop-Controlled)	F	0	0	0	7% (1/15)	
	E	0	0	0	7% (1/15)	
	D or better	100% (14/14)	100% (14/14)	100% (13/13)	87% (13/15)	

1. Failing movements are only left and U-turns.

5 Conclusion

From a traffic analysis standpoint, Alternative 1, Alternative 2 and Alternative 3 are expected to operate similar and either of them can be considered as the preferred alternative.

Recommended lane geometry and proposed traffic control at study area intersections under Alternative 1, 2 and 3 are presented in Figures 9, 11, and 13.

Appendix A: Traffic Forecast

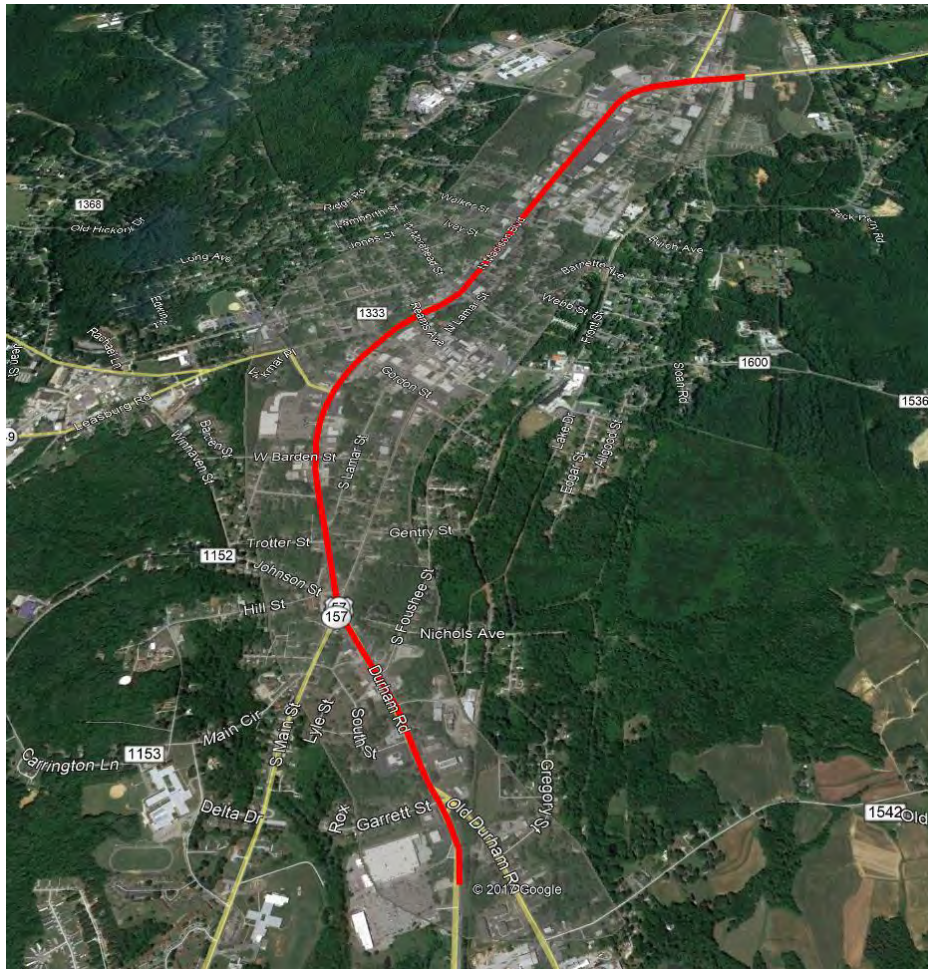


Project Level Traffic Forecast Report

STIP PROJECT U-5969

DRAFT

US 501 Median Installation
Person County



WBS #45957.1.1

November 2017

Prepared by SEPI Engineering & Construction



TABLE OF CONTENTS

TRAFFIC FORECAST TRANSMITTAL LETTER

TRAFFIC FORECAST DIAGRAMS

TRAFFIC FORECAST REPORT

1. PROJECT BACKGROUND.....	1
1.1 PROJECT REQUEST INFORMATION	1
1.2 FORECAST HISTORY.....	1
1.3 AREA INFORMATION	1
1.4 ROUTE INFORMATION	3
2. SOURCES OF INFORMATION AND DATA.....	4
2.1 HISTORIC AADT	4
2.2 FIELD DATA COLLECTION	4
2.3 FIELD INVESTIGATION	5
2.4 TRANSPORTATION PLANS.....	6
2.5 LOCAL LAND-USE PLANS.....	6
2.6 OTHER SOURCES	6
3. BASE YEAR 2017 NO-BUILD ESTIMATE.....	7
3.1 ASSUMPTIONS	7
3.2 METHODOLOGY	7
3.3 DETERMINATION OF DESIGN FACTORS.....	7
4. TRAVEL DEMAND MODEL (TRIANGLE REGIONAL MODEL).....	8
4.1 MODEL INTRODUCTION	8
4.2 SOCIO-ECONOMIC INFORMATION	9
4.3 MODEL VALIDATION	13
4.4 BASE YEAR 2010 NO-BUILD SCENARIO.....	14
4.5 FUTURE YEAR 2040 NO-BUILD SCENARIO	15
4.6 MODEL GROWTH RATES.....	15
5. FUTURE YEAR 2040 NO-BUILD FORECAST	16
5.1 ASSUMPTIONS	16
5.2 METHODOLOGY	16
5.3 DETERMINATION OF DESIGN FACTORS.....	16
6. FUTURE YEAR 2040 BUILD FORECAST	16
6.1 ASSUMPTIONS	16
6.2 METHODOLOGY	18
6.3 DETERMINATION OF DESIGN FACTORS.....	21
7. OBSERVATIONS	21

APPENDICES

- A. Data Tables
 - A-1 Historic AADTs
 - A-2 Seasonal and Expansion Factors
 - A-3 Base Year 2017 No-Build Traffic Estimate
 - A-4 Design Factors
 - A-5 Model Validation
 - A-6 Model Growth Rate
 - A-7 Future Year 2040 No-Build Traffic Forecast
 - A-8 Future Year 2040 Build Traffic Forecast
- B. AADT Trend Analysis
- C. Traffic Count Data
- D. Intersection Analysis Buddy Reports

Celebrating 15 Years



1025 Wade Avenue
Raleigh, NC | 27605
919.789.9977

11020 David Taylor
Drive | Suite 115
Charlotte, NC | 28262
704.714.4880

5030 New Centre
Drive | Suite B
Wilmington, NC
28403 | 910.523.5715

10800 Midlothian
Turnpike | Suite 100
Richmond, VA
23235 | 804.594.0181

PO Box 1954
Loveland, CO | 80539

November 28, 2017

TO: Michael J. Kneis, PE
Division 5

FROM: BenJetta Johnson, PE
SEPI Engineering & Construction

SUBJECT: Traffic Forecast for TIP Project U-5969
Person County

Please find attached the 2017/2040 traffic forecast for the above mentioned TIP U-5969. This is the first known forecast for this project. This project lies within the Kerr-Tar Rural Transportation Organization (RPO) planning area. This forecast has been reviewed and approved by Transportation Planning Division as of November 28, 2017.

The following people were contacted during the development of this traffic forecast:

- David Keilson, NCDOT Division 5 Planning Engineer
- Mark Craig, NCDOT District Engineer
- Rupal Desai, NCDOT Transportation Planning Division
- Michael Kelly, Director of Kerr-Tar MPO
- Laurie Oakley, Planner Person City/County Planning

This forecast includes 2 scenarios:

- 1 – 2017 No-Build
- 2 – 2040 No-Build
- 3 – 2040 Build

Certain Assumptions were made during the development of this forecast.

Fiscal Constraint:

All projects documented in Person County STIP are included in the Triangle Regional Model (TRM) runs used to produce this forecast and are considered complete and open to traffic by 2040. However, none of the projects listed in the STIP are expected to affect this forecast.

Development Activity:

There are no known developments in the project area.

Methodology:

The 2017 Base Year No-Build traffic estimate was developed based upon current traffic counts, as well as historic AADT trends projected to 2017. For the 2040 No-Build forecast, the TRM was used to provide growth rates to supplement the growth of historic AADT data. **Due to the cul-de-sac and removal of two intersections (Chub Lake St & Leasburg Rd and Johnson St & Hill St), the 2040 Build scenario is expected to have a different traffic pattern, compared to 2040 No-Build.** Therefore, the 2040 Build forecast is developed by calculating the estimated diversion rates.

Interpolation:

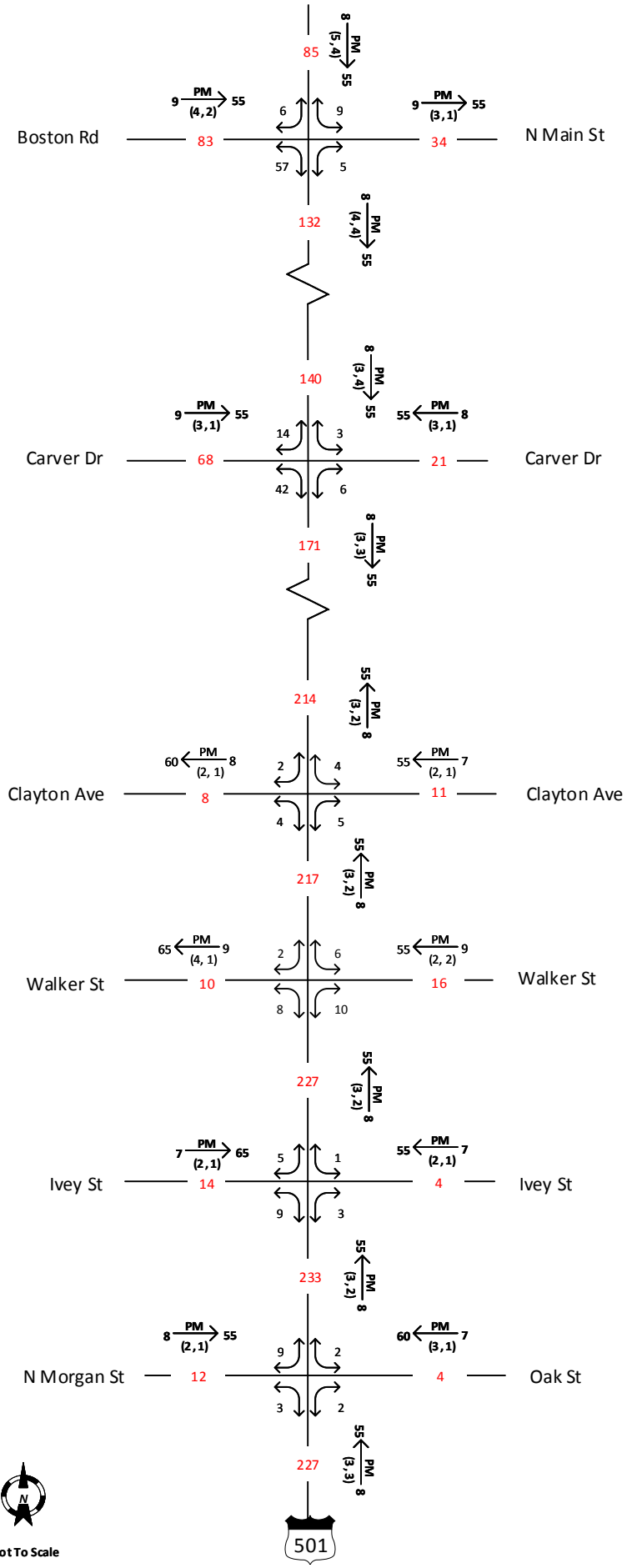
To estimate AADT for intermediate years, a straight-line interpolation may be used. AADT volumes may be extrapolated for up to two years immediately following 2040. If it is determined that any of these assumptions have become inconsistent with the project and surrounding area activity, please request updated projections at this location.

For future reference this forecast will be saved in Project Store in the LongRangePlanning\Traffic Forecasts folder, under project U-5969.

If you have any questions, please feel free to contact us at 919-573-9919 or via email BLJohnson@sepiengineering.com.

Cc (with Attachments):

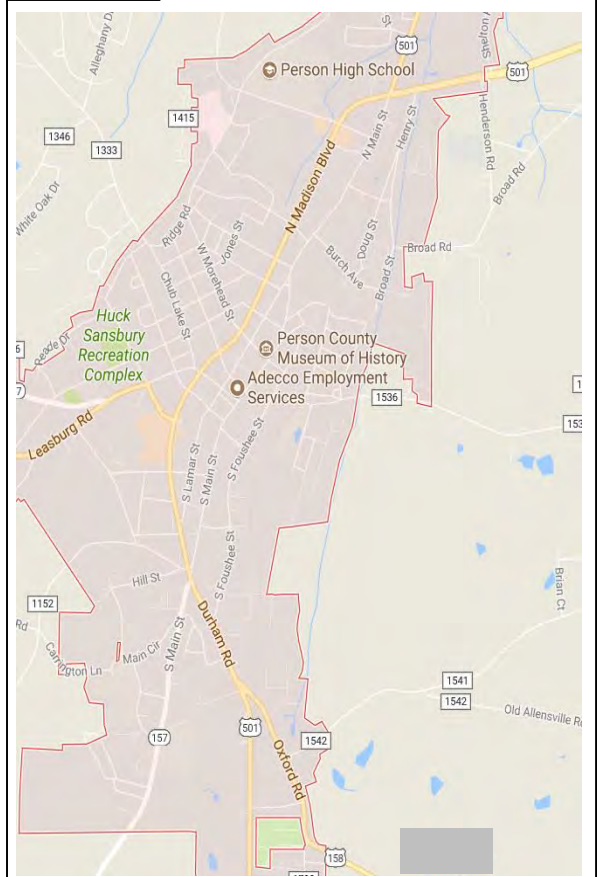
Jim Dunlop, PE, NCDOT Congestion Management
Brenda Moore, PE, CMP, NCDOT Roadway Design
Clark Morrison, PhD, PE, NCDOT Pavement Management
David Keilson, Division 5 Planning Engineer
Michael Kelly, Director Kerr-Tar RPO
Scott Walston, PE, Triangle TPD Planning Team Supervisor
Keith Dixon, State Traffic Forecast Engineer
Traffic Forecasting GIS Support Group



Not To Scale

Match Line A

Vicinity Map



2017 No-Build AVERAGE ANNUAL DAILY TRAFFIC ESTIMATE

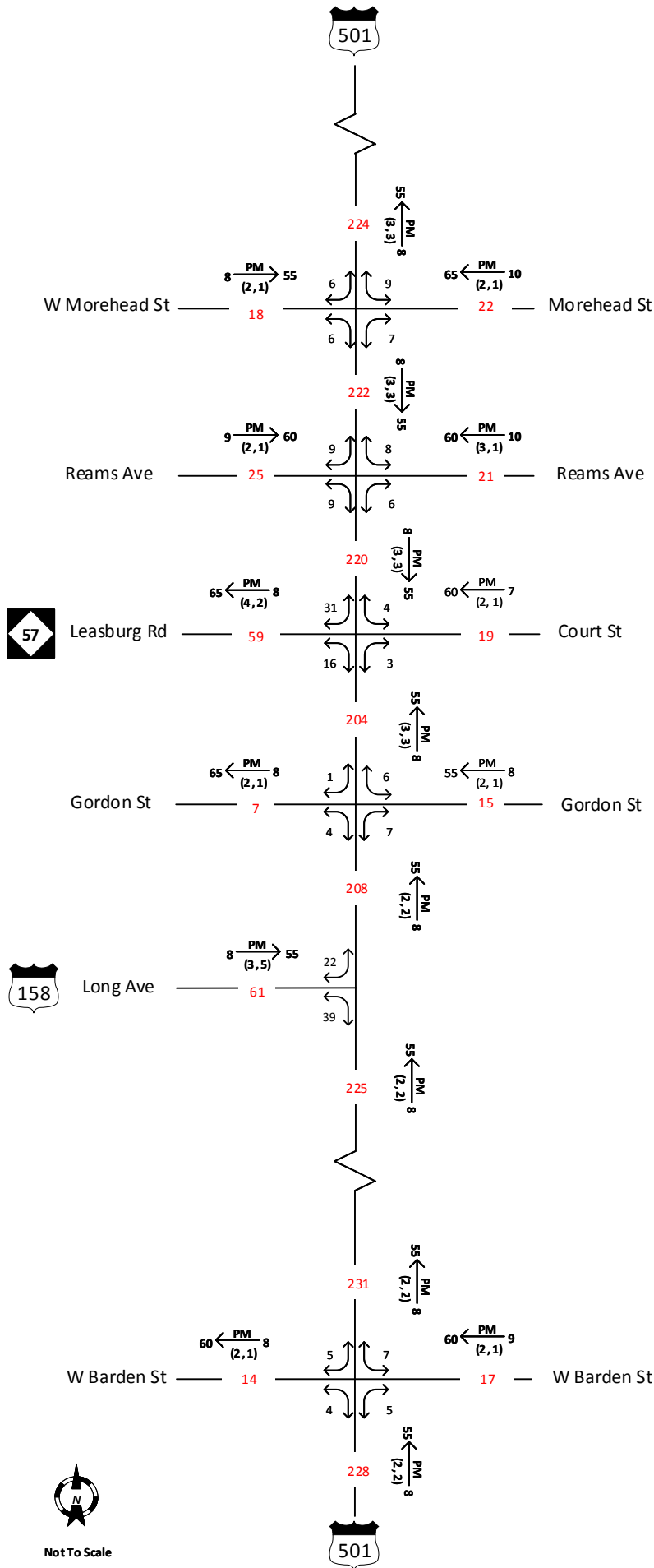
SHEET 1 OF 3

LEGEND

- ###** No. of Vehicles Per Day in 100s
- 1-** Less than 50 vpd
- X** Movement Prohibited
- K** Design Hour Factor (%)
- PM** PM Peak Period
- D** Peak Hour Directional Split (%)
- Indicates Direction of D
- (d, t)** Duals, TT-STs (%)

TIP: U-5969		WBS: 45957.1.1	
COUNTY: Person		DIVISION: 5	
DATE: 11/28/2017			
PREPARED BY:		SEPI Engineering & Construction	
LOCATION: Roxboro, NC			
PROJECT: US 501 Improvements			

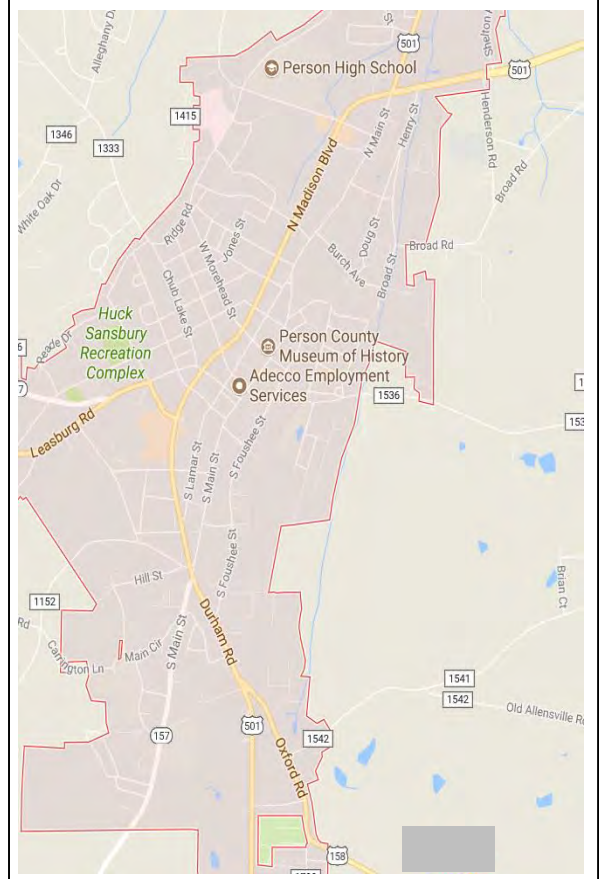
Match Line A



Not To Scale

Match Line B

Vicinity Map



2017 No-Build AVERAGE ANNUAL DAILY TRAFFIC ESTIMATE

SHEET 2 OF 3

LEGEND

- ### No. of Vehicles Per Day in 100s
- 1- Less than 50 vpd
- X Movement Prohibited
- $\overset{\text{PM}}{\leftarrow} \text{K} \text{---} \text{D} \text{---} \rightarrow$
- K Design Hour Factor (%)
- PM PM Peak Period
- D Peak Hour Directional Split (%)
- \rightarrow Indicates Direction of D
- (d, t) Duals, TT-STs (%)

TIP: U-5969

WBS: 45957.1.1

COUNTY: Person

DIVISION: 5

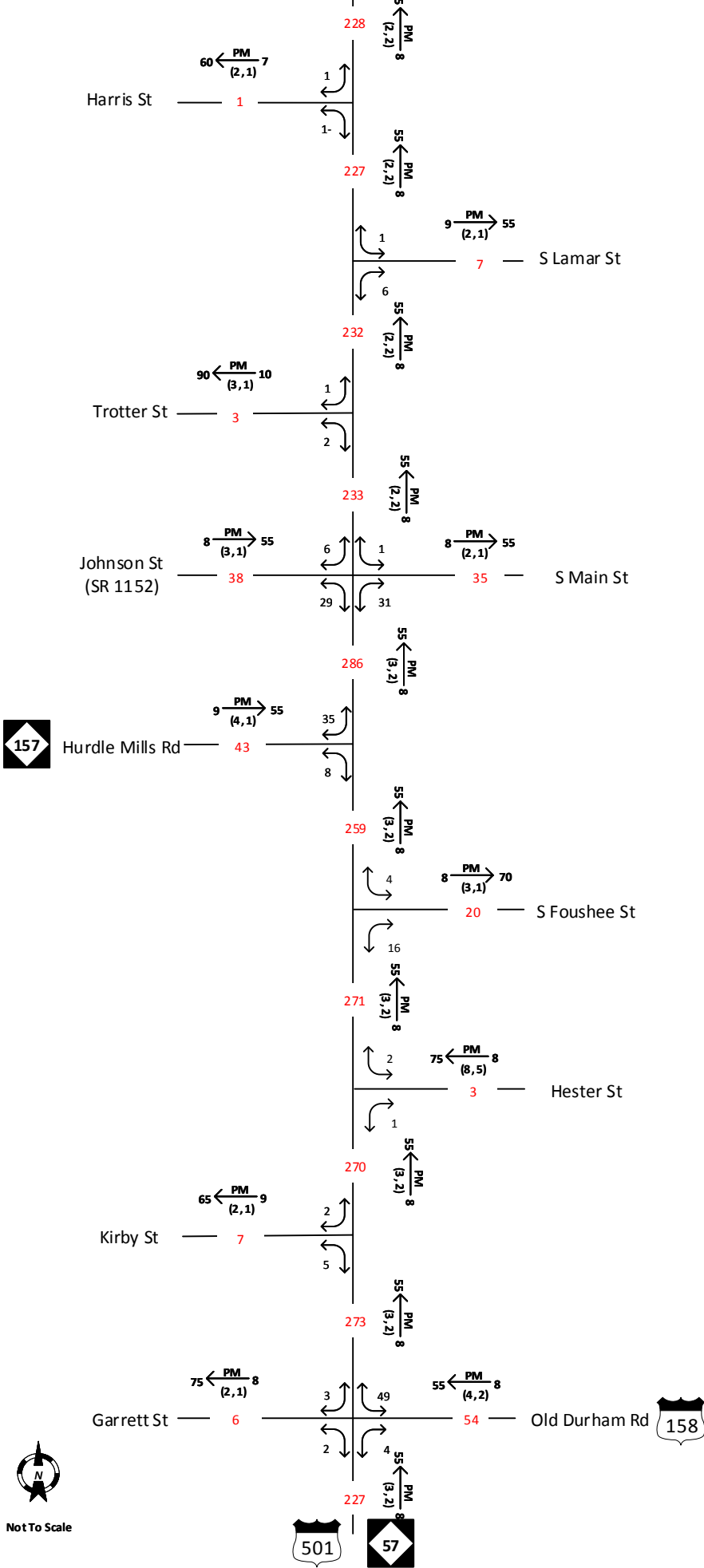
DATE: 11/28/2017

PREPARED BY: SEPI Engineering & Construction

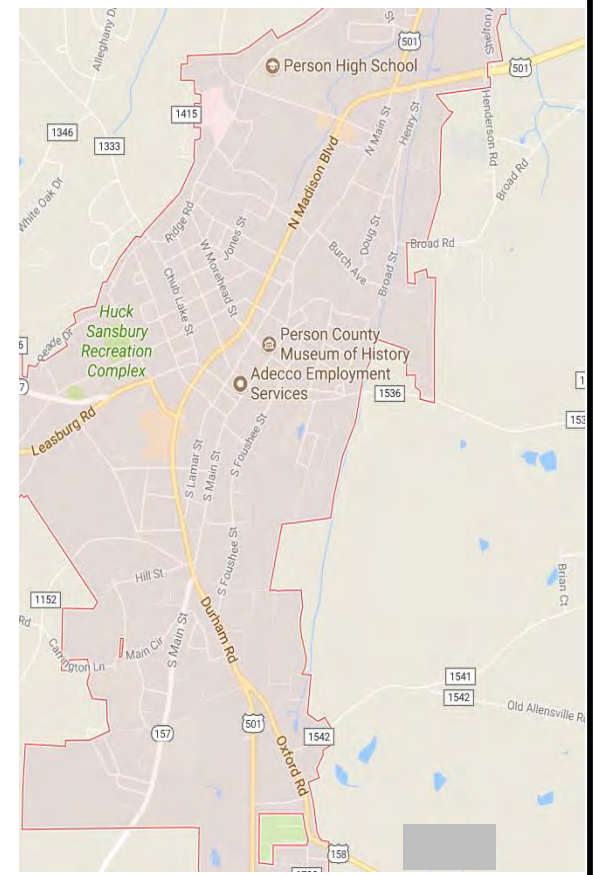
LOCATION: Roxboro, NC

PROJECT: US 501 Improvements

Match Line B



Vicinity Map



2017 No-Build

AVERAGE ANNUAL DAILY TRAFFIC ESTIMATE

SHEET 3 OF 3

LEGEND

- ###** No. of Vehicles Per Day in 100s
- 1-** Less than 50 vpd
- X** Movement Prohibited
- K** Design Hour Factor (%)
- PM** PM Peak Period
- D** Peak Hour Directional Split (%)
- Indicates Direction of D
- (d, t)** Duals, TT-STs (%)

TIP: U-5969

WBS: 45957.1.1

COUNTY: Person

DIVISION: 5

DATE: 11/28/2017

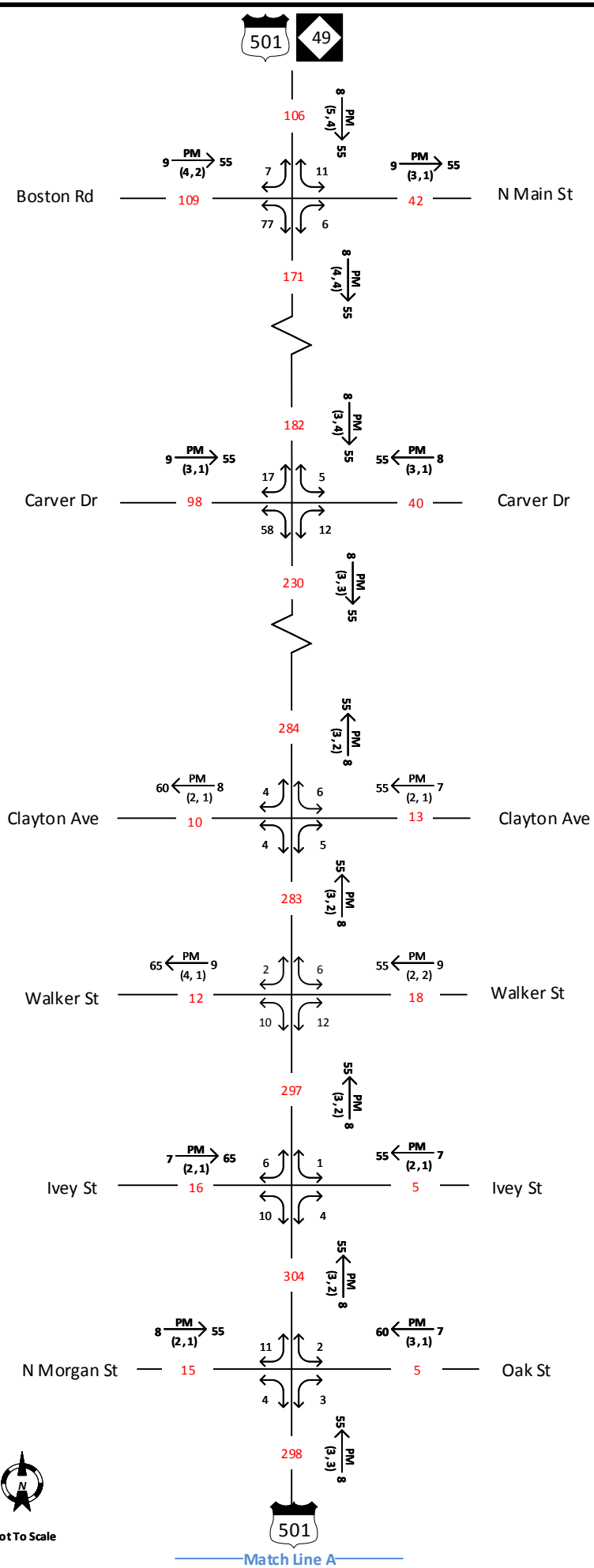
PREPARED BY: SEPI Engineering & Construction

LOCATION: Roxboro, NC

PROJECT: US 501 Improvements



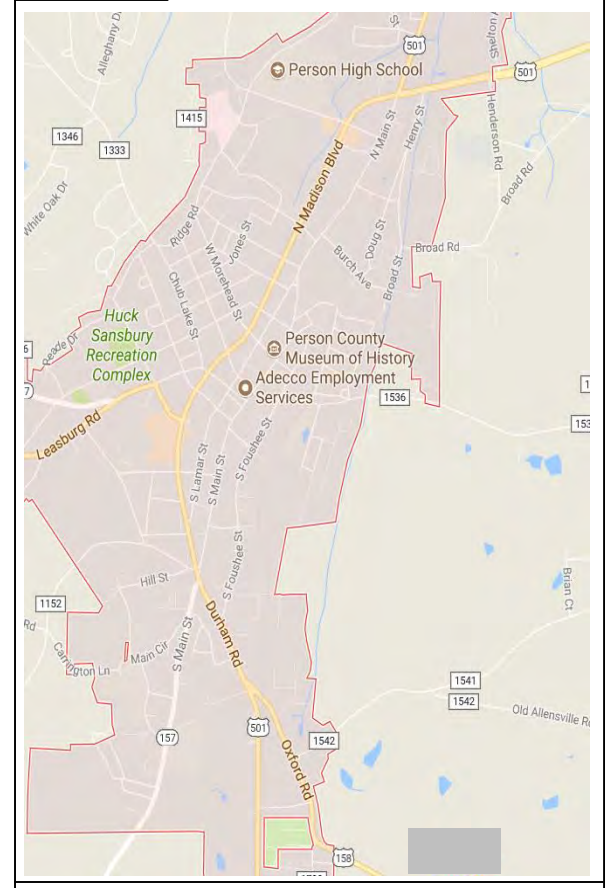
Not To Scale



Not To Scale

Match Line A

Vicinity Map



2040 No-Build AVERAGE ANNUAL DAILY TRAFFIC ESTIMATE

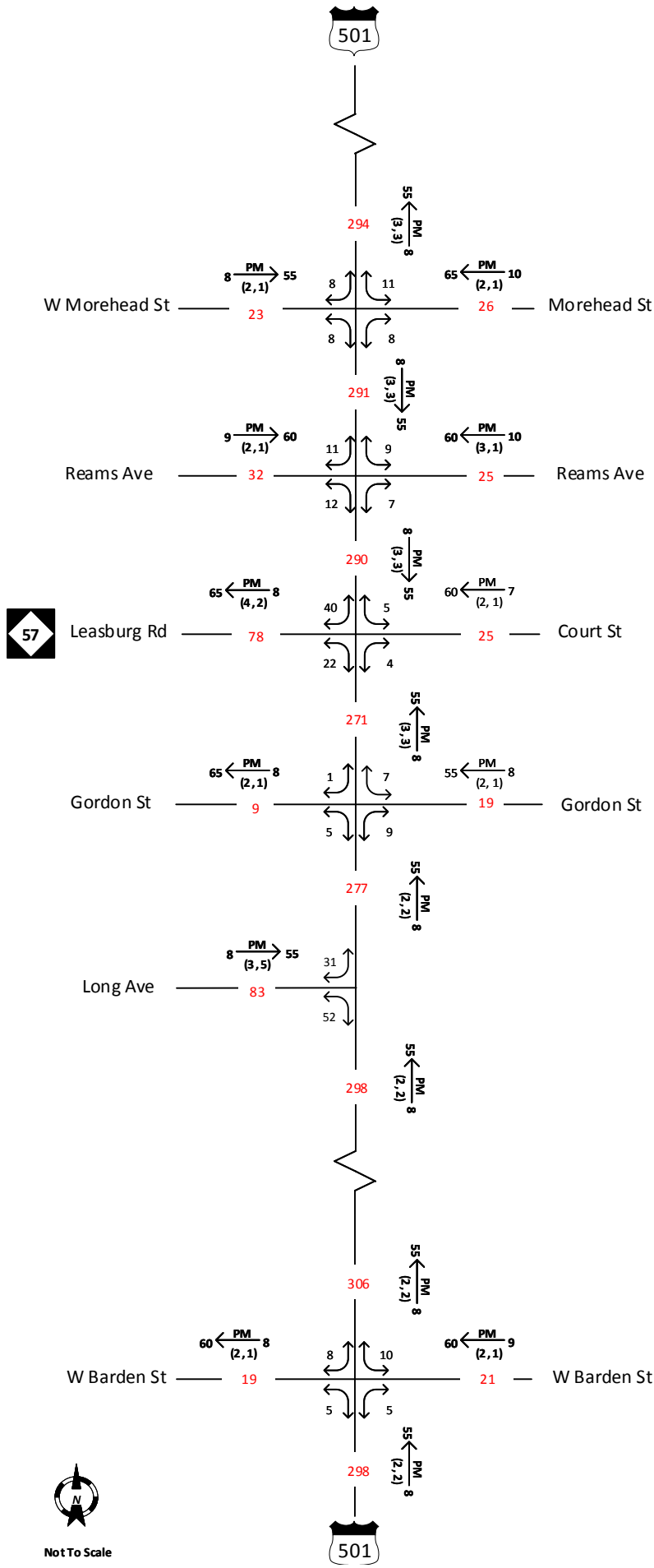
SHEET 1 OF 3

LEGEND

- ###** No. of Vehicles Per Day in 100s
- 1-** Less than 50 vpd
- X** Movement Prohibited
- K** Design Hour Factor (%)
- PM** PM Peak Period
- D** Peak Hour Directional Split (%)
- Indicates Direction of D
- (d, t)** Duals, TT-STs (%)

TIP: U-5969	WBS: 45957.1.1
COUNTY: Person	DIVISION: 5
DATE: 11/28/2017	
PREPARED BY: SEPI Engineering & Construction	
LOCATION: Roxboro, NC	
PROJECT: US 501 Improvements	

Match Line A

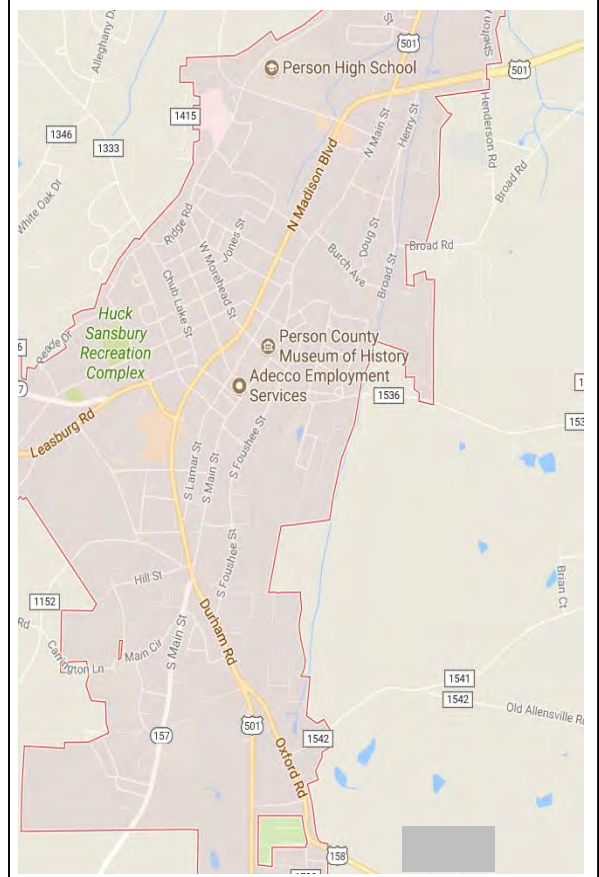


Match Line B



Not To Scale

Vicinity Map



2040 No-Build AVERAGE ANNUAL DAILY TRAFFIC ESTIMATE

SHEET 2 OF 3

LEGEND

- ### No. of Vehicles Per Day in 100s
- 1- Less than 50 vpd
- X Movement Prohibited
- $\overleftarrow{\text{K}} \xrightarrow{\text{PM}} \text{D}$ (d, t)
- K Design Hour Factor (%)
- PM PM Peak Period
- D Peak Hour Directional Split (%)
- Indicates Direction of D
- (d, t) Duals, TT-STs (%)

TIP: U-5969

WBS: 45957.1.1

COUNTY: Person

DIVISION: 5

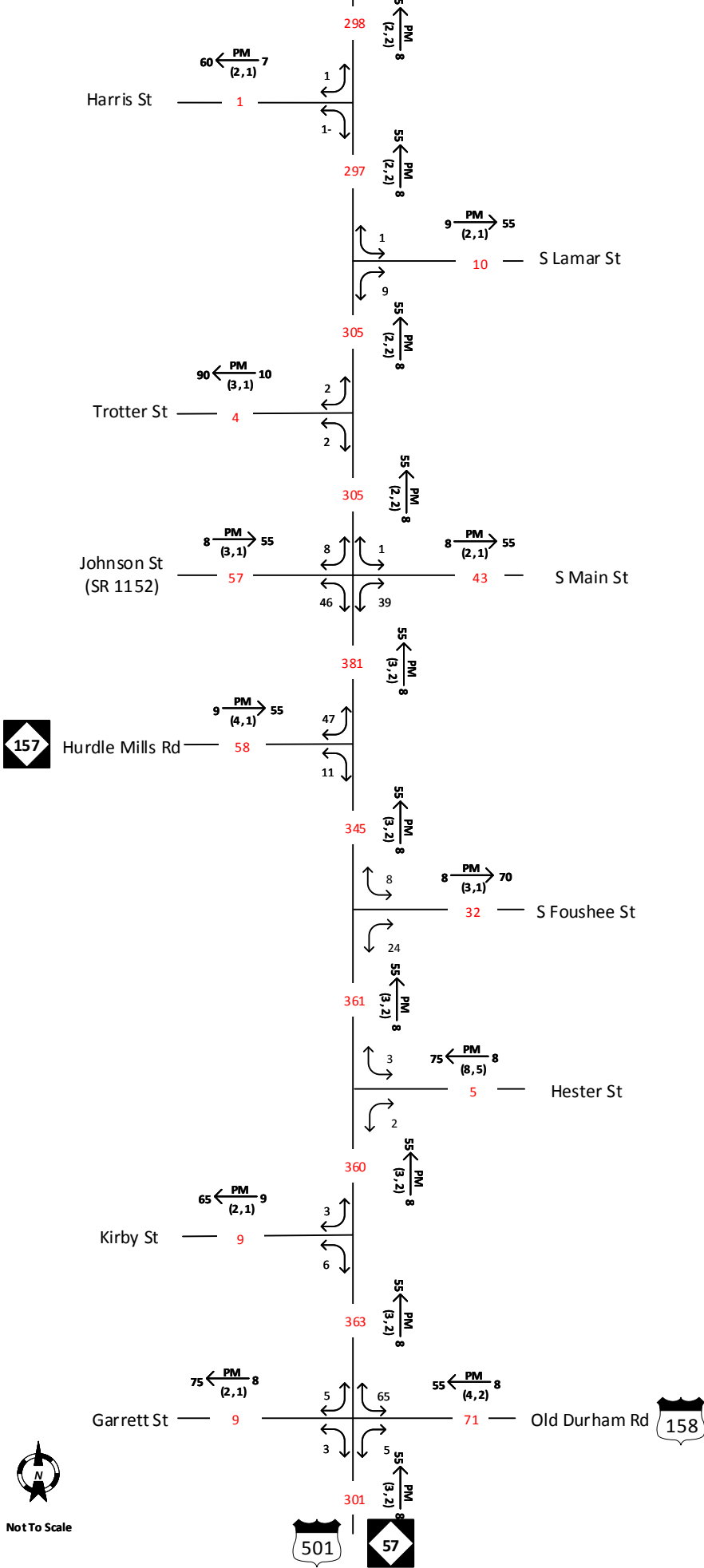
DATE: 11/28/2017

PREPARED BY: SEPI Engineering & Construction

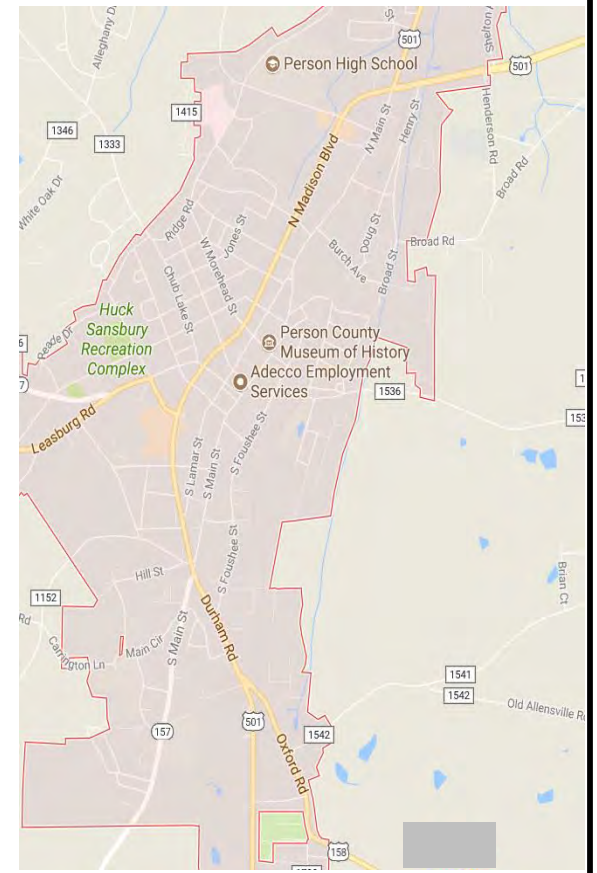
LOCATION: Roxboro, NC

PROJECT: US 501 Improvements

Match Line B



Vicinity Map



2040 NO-Build

AVERAGE ANNUAL DAILY TRAFFIC ESTIMATE

SHEET 3 OF 3

LEGEND

- ### No. of Vehicles Per Day in 100s
- 1- Less than 50 vpd
- X Movement Prohibited
- $\overset{\text{PM}}{\text{K}} \rightarrow \text{D}$ Design Hour Factor (%), PM Peak Period, Peak Hour Directional Split (%)
- \rightarrow Indicates Direction of D
- (d, t) Duals, TT-STs (%)

TIP: U-5969

WBS: 45957.1.1

COUNTY: Person

DIVISION: 5

DATE: 11/28/2017

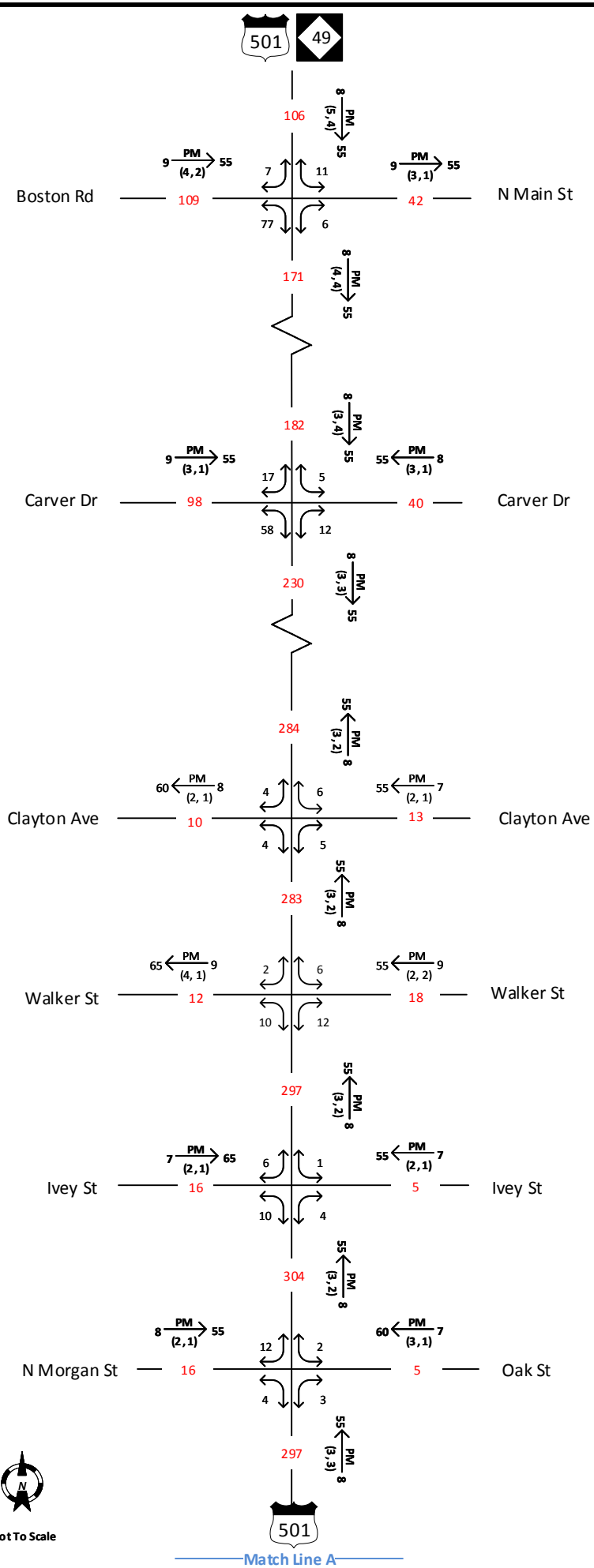
PREPARED BY: SEPI Engineering & Construction

LOCATION: Roxboro, NC

PROJECT: US 501 Improvements



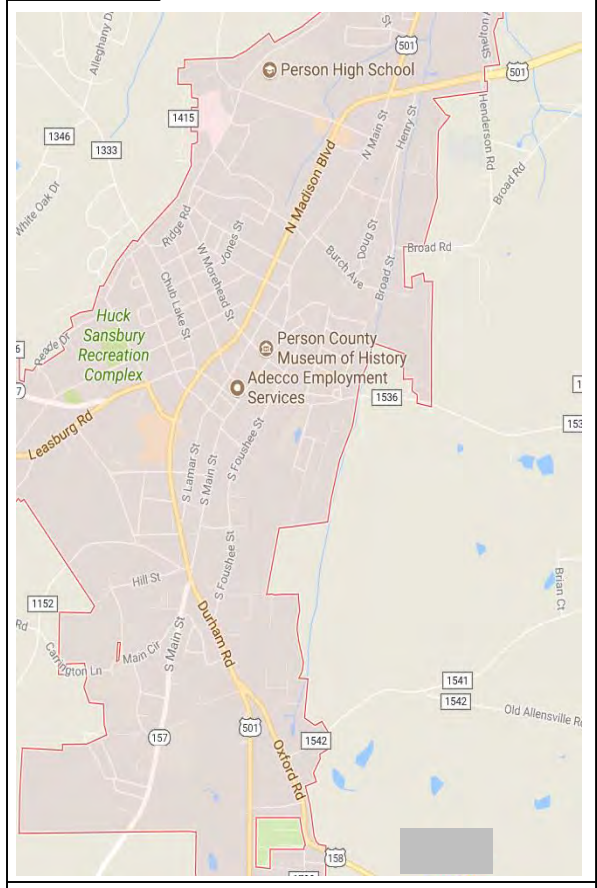
Not To Scale



Not To Scale

Match Line A

Vicinity Map



2040 Build
AVERAGE ANNUAL DAILY
TRAFFIC ESTIMATE

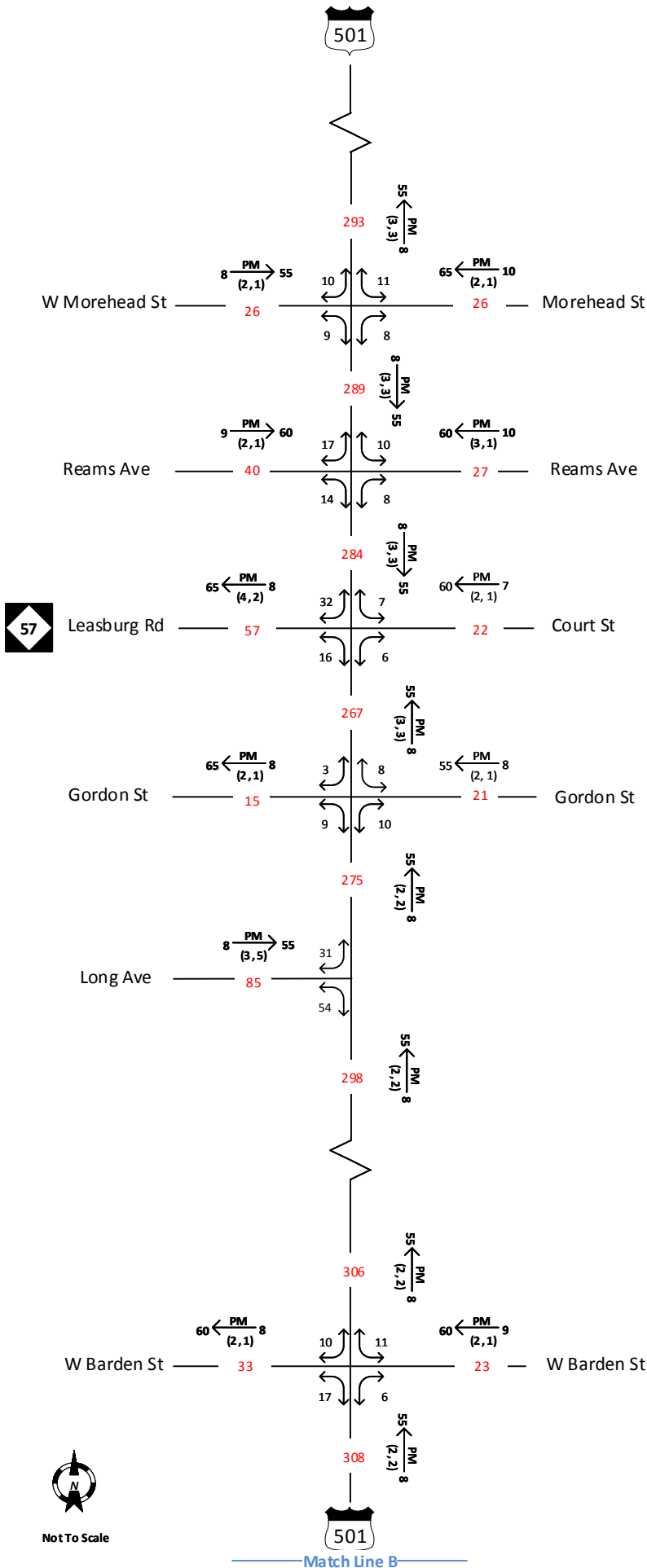
SHEET 1 OF 3

LEGEND

- ###** No. of Vehicles Per Day in 100s
- 1-** Less than 50 vpd
- X** Movement Prohibited
- K** Design Hour Factor (%)
- PM** PM Peak Period
- D** Peak Hour Directional Split (%)
- Indicates Direction of D
- (d, t)** Duals, TT-STs (%)

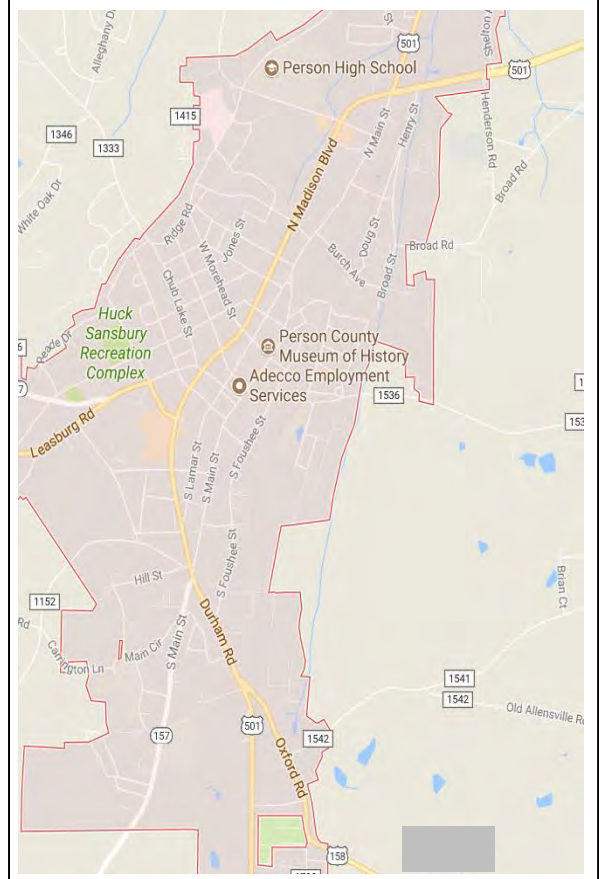
TIP: U-5969	WBS: 45957.1.1
COUNTY: Person	DIVISION: 5
DATE: 11/28/2017	
PREPARED BY: SEPI Engineering & Construction	
LOCATION: Roxboro, NC	
PROJECT: US 501 Improvements	

Match Line A



Match Line B

Vicinity Map



2040 Build
AVERAGE ANNUAL DAILY
TRAFFIC ESTIMATE

SHEET 2 OF 3

LEGEND

- ### No. of Vehicles Per Day in 100s
- 1- Less than 50 vpd
- X Movement Prohibited
- $\overleftarrow{\text{PM}} \rightarrow \text{D}$ (d, t)
- K Design Hour Factor (%)
- PM PM Peak Period
- D Peak Hour Directional Split (%)
- Indicates Direction of D
- (d, t) Duals, TT-STs (%)

TIP: U-5969

WBS: 45957.1.1

COUNTY: Person

DIVISION: 5

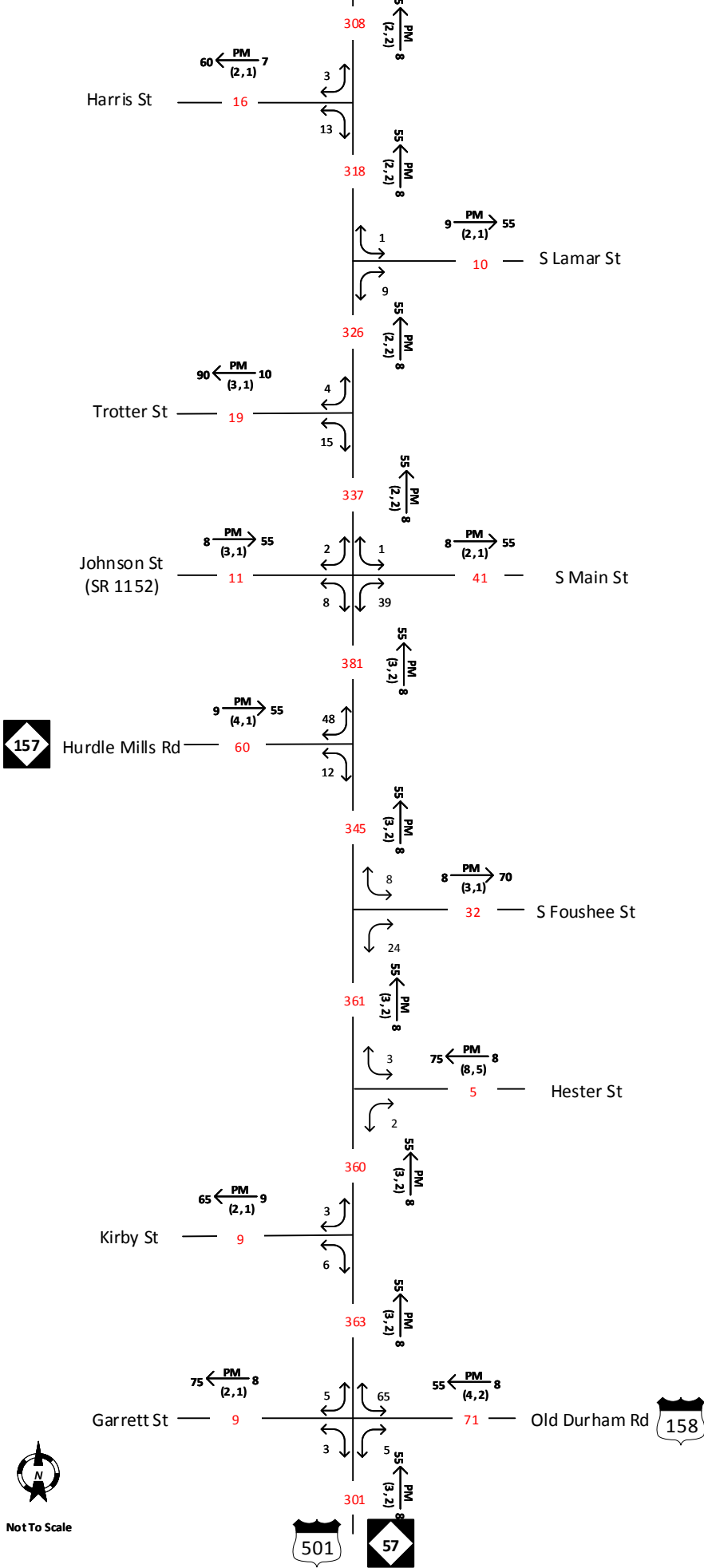
DATE: 11/28/2017

PREPARED BY: SEPI Engineering & Construction

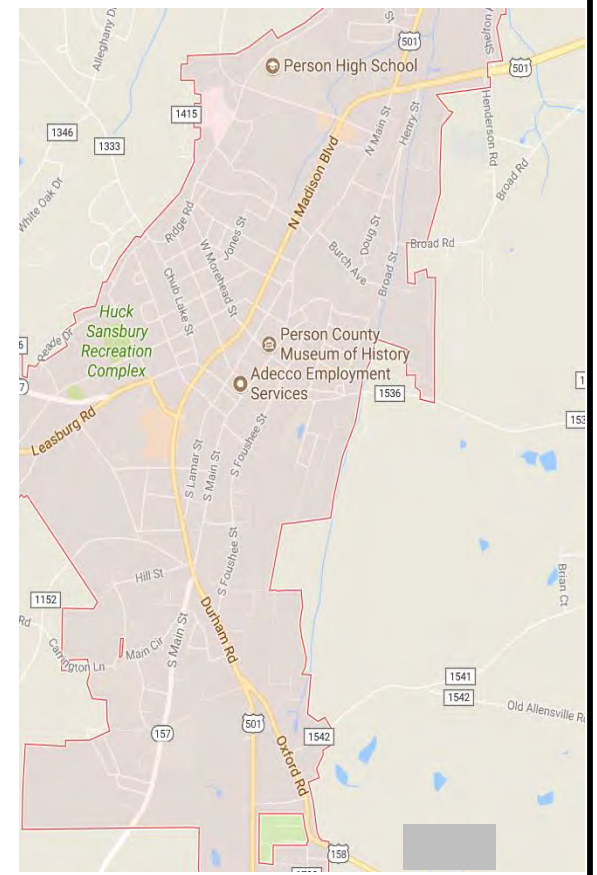
LOCATION: Roxboro, NC

PROJECT: US 501 Improvements

Match Line B



Vicinity Map



2040 Build

AVERAGE ANNUAL DAILY TRAFFIC ESTIMATE

SHEET 3 OF 3

LEGEND

- ### No. of Vehicles Per Day in 100s
- 1- Less than 50 vpd
- X Movement Prohibited
- $K \xrightarrow{\text{PM}} D$
(d, t)
- K Design Hour Factor (%)
- PM PM Peak Period
- D Peak Hour Directional Split (%)
- ➔ Indicates Direction of D
- (d, t) Duals, TT-STs (%)

TIP: U-5969

WBS: 45957.1.1

COUNTY: Person

DIVISION: 5

DATE: 11/28/2017

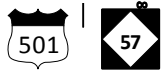
PREPARED BY: SEPI Engineering & Construction

LOCATION: Roxboro, NC

PROJECT: US 501 Improvements



Not To Scale



1. PROJECT BACKGROUND

1.1 Project Request Information

This forecast was requested by Division 5 of NCDOT. No previous forecast has been done for this project. The project consists of an approximately 3-mile segment of US 501 in Roxboro, North Carolina located in Person county. The project is currently listed in the 2018-2027 North Carolina State Transportation Improvement Program (August 2017) and is currently scheduled to begin right of way in fiscal year 2020 and construction in fiscal year 2022.

The goal of the project is to construct a 4-lane median divided highway, with various intersection improvements and consolidation of intersections. SEPI was tasked with providing a project level forecast for the current and future years as described below:

- 2017 Base Year No-Build
- 2040 Future Year No-Build
- 2040 Future Year Build

1.2 Forecast History

This is the first known forecast for U-5969.

1.3 Area Information

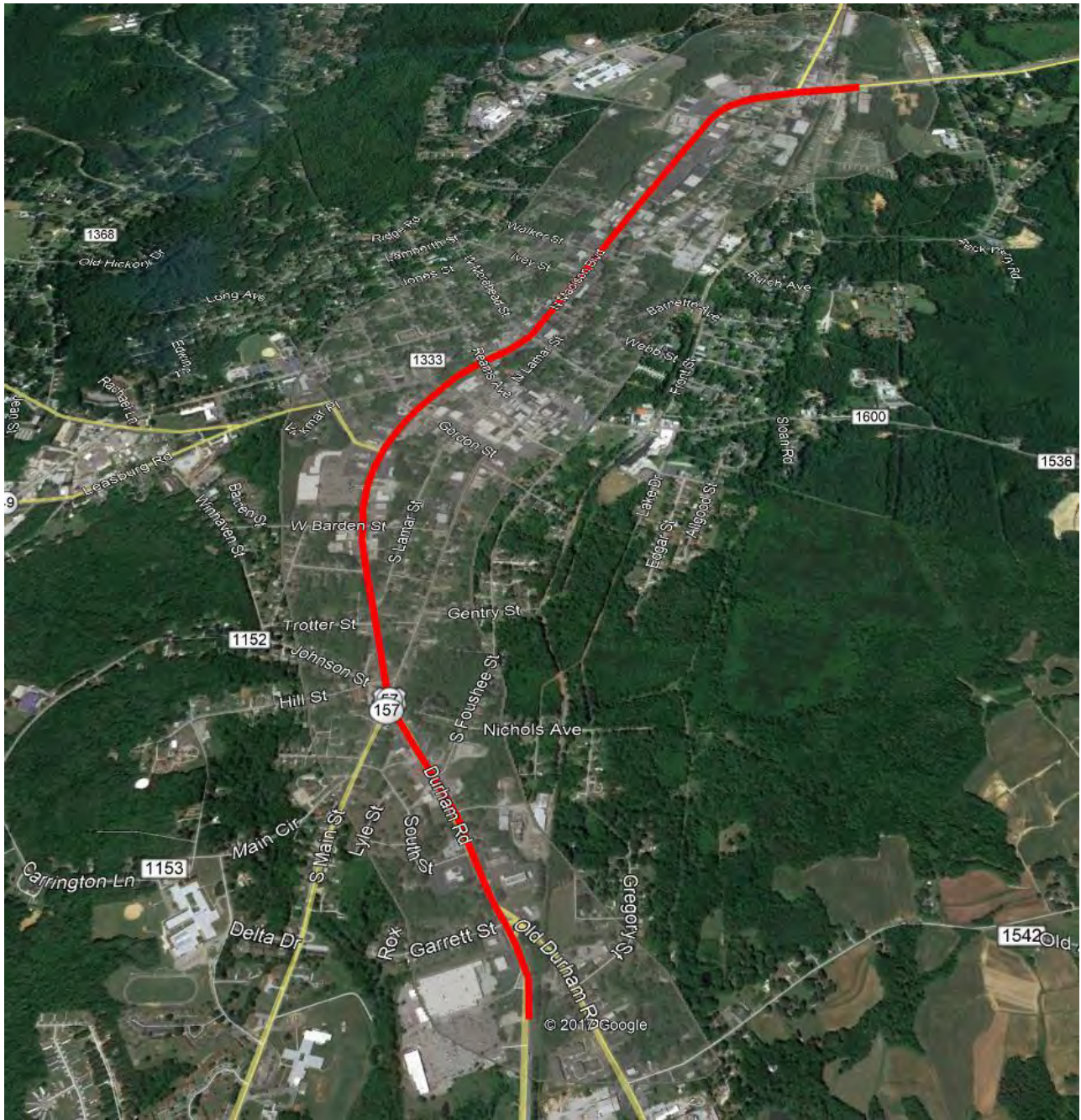
U-5969 project is located on US 501, currently classified as an “Other Principal Arterial”, and is 3 miles in length. This project is in Roxboro, NC located in Person County. US 501 serves as a major North-South route through the region, providing connections to Durham, NC and South Boston, VA, as well as the surrounding areas.

There are commercial, residential, and institutional land-uses in the project area. Kirby St., Hester St., S Foushee St., Trotter St., Lamar St., Gordon St., Reams Ave., Oak St., Morehead St., Ivey St. and Walker St. are local streets that intersect US 501 and deliver the trips from residential and commercial land-uses to the mainline traffic flow. Oxford Rd., S Main St., Johnston St., NC 57 and N Main St. are some of the thoroughfares connected to US 501.

Local planners with the Kerr-Tar Rural Planning Organization (KTRPO), planners with the City and County, and the NCDOT District Engineer were contacted about any future projects, changes in land-use, or new developments planned within the project area. It was determined that the land-use and Socio-Economic (SE) data in Triangle Regional Model (TRM) appropriately account for the planned developments in the study area and can reflect the expected future growth within the forecast area.

Figure 1 depicts the study area for this project.

Figure 1 – Study Area



1.4 Route Information

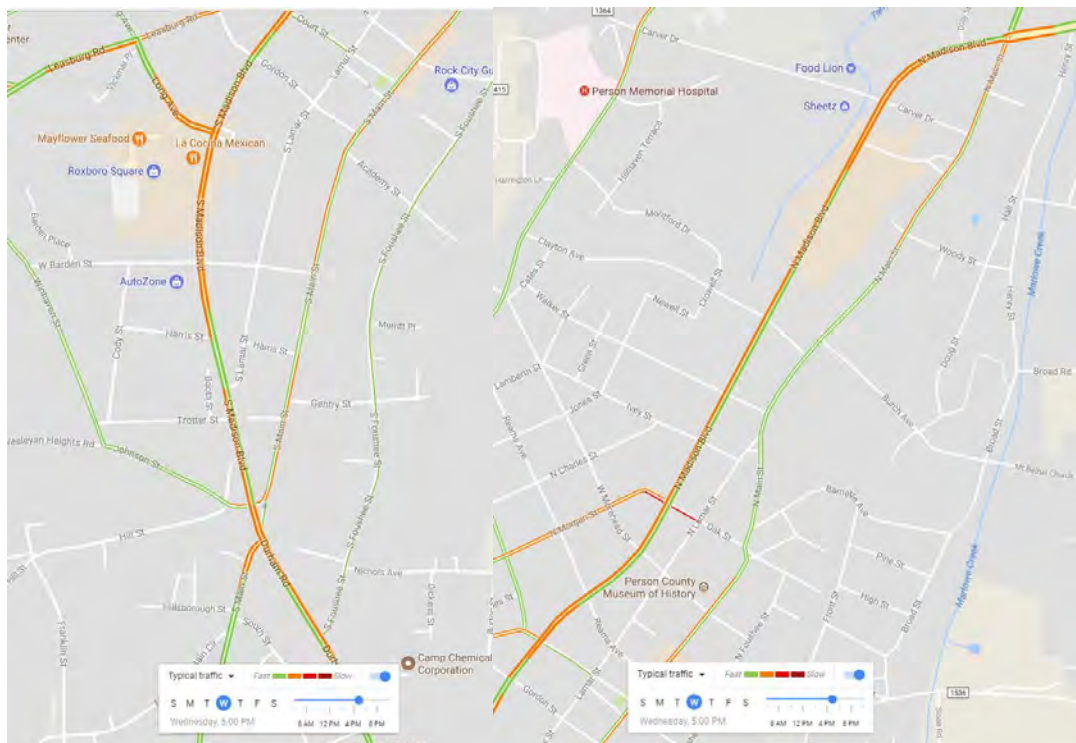
Table 1 represents a list of different routes in the study area with the current and future roadway characteristics.

Table 1 – Routes in the Study Area

Route	Federal Functional Classification	Roadway Characteristics	
		Current – 2017	2017-2027 STIP
US 501	Other Principal Arterial	4-lane undivided	4-Lane divided
US 158 (Oxford Rd)	Other Principal Arterial	2-Lane undivided	2-Lane undivided
S. Foushee St.	Major Collector	2-Lane Undivided	2-Lane Undivided
NC 157 (S. Main St.)	Major Collector	2-lane undivided	2-Lane undivided
Johnson St. (S. Main St.)	Major Collector	2-Lane Undivided	2-Lane Undivided
US 158 (Long Ave)	Minor Arterial	3-Lane Undivided	3-Lane Undivided
NC 57 (Leasburg Rd)	Other Principal Arterial	2-Lane undivided	2-Lane undivided
Reams Ave	Major Collector	2-Lane Undivided	2-Lane Undivided
W. Morehead St.	Major Collector	2-Lane Undivided	2-Lane Undivided
N. Main St.	Major Collector	2-Lane Undivided	2-Lane Undivided
Boston Rd	Other Principal Arterial	2-Lane undivided	2-Lane undivided

The remainder of routes in the forecast are either local, 2-lane undivided roads or local 2-lane roads that are not classified under the NCDOT Functional Classification system. **Figure 2** depicts a screen capture of Google Maps: Traffic showing typical traffic for a Wednesday at 5:00 PM. We used Google Maps: Traffic to have a qualitative understanding of typical congestion patterns in the study area. The peak hour traffic flow along US 501 appears to be congested.

Figure 2 –Google Map Traffic for a Typical Wednesday at 5:00 PM.



2. SOURCES OF INFORMATION AND DATA

2.1 Historic AADT

The historic average annual daily traffic (AADT) volumes between 2002 and 2016 were considered for the preparation of this forecast. **Table A-1** (in **Appendix A**) shows 15 years of the historic AADT data used to calculate the historic growth rate. All AADT trend analysis spreadsheets are provided in **Appendix B**.

2.2 Field Data Collection

Traffic counts were counted for this project by Quality Counts from August 30-31, 2017. **Tables 2 and 3** summarizes a list of traffic count locations, including the count type [Turning Movement Count (TMC) or Vehicle, Class, Speed (VSC)] and date.

Table 2 – Summary of 13-Hour Traffic Count Information

Location	Count Type	Dates	County
Intersection of US 501 and Oxford Road/ US 158	13-Hour TMC	08/30/2017	Person
Intersection of US 501 and Kirby St	13-Hour TMC	08/30/2017	Person
Intersection of US 501 and Hester St	13-Hour TMC	08/30/2017	Person
Intersection of US 501 and S Foushee St	13-Hour TMC	08/30/2017	Person
Intersection of US 501 and NC 157/ Hurdle Mills Rd	13-Hour TMC	08/30/2017	Person
Intersection of US 501 and Johnston St/ S Main St	13-Hour TMC	08/30/2017	Person
Intersection of US 501 and Trotter St	13-Hour TMC	08/30/2017	Person
Intersection of US 501 and S Lamar St	13-Hour TMC	08/30/2017	Person
Intersection of US 501 and Harris St	13-Hour TMC	08/30/2017	Person
Intersection of US 501 and W Barden St	13-Hour TMC	08/30/2017	Person
Intersection of US 501 and Long Ave	13-Hour TMC	08/30/2017	Person
Intersection of US 501 and Gordon St	13-Hour TMC	08/30/2017	Person
Intersection of US 501 and NC 57/ Court St	13-Hour TMC	08/30/2017	Person
Intersection of US 501 and Reams Ave	13-Hour TMC	08/30/2017	Person
Intersection of US 501 and Morehead St	13-Hour TMC	08/30/2017	Person
Intersection of US 501 and Oak St	13-Hour TMC	08/30/2017	Person
Intersection of US 501 and Ivey St	13-Hour TMC	08/30/2017	Person
Intersection of US 501 and Walker St	13-Hour TMC	08/30/2017	Person
Intersection of US 501 and Clayton Ave	13-Hour TMC	09/06/2017	Person
Intersection of US 501 and Carver Dr	13-Hour TMC	08/30/2017	Person
Intersection of US 501 and N. Main St/ Boston Rd	13-Hour TMC	08/30/2017	Person

Table 3 – Summary of 48-Hour Traffic Count Information

Location	Count Type	Dates	County
US 501 @ S of Oxford Rd	48-Hour VSC	08/30/2017, 08/31/2017	Person
US 501 @ N of Oxford Rd	48-Hour VSC	08/30/2017, 08/31/2017	Person
US 501 @ S of Main St	48-Hour VSC	08/30/2017, 08/31/2017	Person
US 501 @ N of Main St	48-Hour VSC	08/30/2017, 08/31/2017	Person
US 501 @ S of Long Ave	48-Hour VSC	08/30/2017, 08/31/2017	Person
US 501 @ N of Leasburg Rd/Court St	48-Hour VSC	08/30/2017, 08/31/2017	Person
US 501 @ S of Carver Dr	48-Hour VSC	08/30/2017, 08/31/2017	Person
US 501 @ N of Carver Dr	48-Hour VSC	08/30/2017, 08/31/2017	Person
Boston Rd @ N of US 501	48-Hour VSC	08/30/2017, 08/31/2017	Person
Virgilina Rd @ E of N Main St	48-Hour VSC	08/30/2017, 08/31/2017	Person

Field data was converted from raw count data to AADT volumes using the following method:

- For the 48-hour tube counts, the count data was averaged and then multiplied by a seasonal factor to get AADT volumes.
- For the 13-hour turning movement counts, the data was first factored to 24-hours by multiplying by an expansion factor (selected based on route type) and then multiplied by a seasonal factor to get AADT volumes.

Seasonal Adjustment Factors* and Partial Weekday Count Expansion Factors were obtained from TPB Traffic Survey Group.

**In the case of 48-hour tube counts where the data spans across two or three days, this value is the average of the applicable seasonal factors*

Table 4 provides the appropriate seasonal adjustment factor (based on the count date and ATR Group) as well as the traffic expansion factors (based on the route type/ classification) used in this project.

Table 4 – Seasonal Adjustment Factors and Traffic Expansion Factors Used in the Project

Seasonal Adjustment Factors			Count Expansion Factor	
Date	ATR Group	Factor	Route Type/Classification	Factor
08/30/2017 Wednesday	4	0.92	Interstate	1.2680
			US	1.2107
09/06/2017 Wednesday	4	0.89	NC	1.2063
			SR & Local	1.2279

Table A-2 (in **Appendix A**) represents the used seasonal and expansion factors for every single project specific locations. In addition, all the project specific traffic count spreadsheets are provided in **Appendix C**.

2.3 Field Investigation

An onsite field investigation was conducted on Monday, October 9, 2017. No substantial development or construction was noted in the immediate project area.

2.4 Transportation Plans

The 2016-2025 State Transportation Improvement Program (2016-2025 STIP), adopted June 2015, and the Person County/ Roxboro Comprehensive Transportation Plan 2040, adopted July 2011, were reviewed. No fiscally constrained projects are expected to significantly affect traffic volumes within the forecasted area.

2.5 Local Land-Use Plans

There is commercial, residential, and institutional land-use in the project area. The land-use plan is currently titled: Person County Land-Use Plan, October 2001.

2.6 Other Sources

NCDOT Traffic Survey Group (TSG) provided 2016 Traffic Event Data which was used to help develop truck percentages within the study area. In addition, the following people were contacted for information (**Table 5**).

Table 5 – List of Contacted People for Supporting Information

Name of Contact	Organization	Contact Info.	Information
Ann Stroobant	Kerr Tar RPO	astroobant@kerrtarcog.org	No input provided.
Diane Cox	Kerr Tar RPO	dcox@kerrtarcog.org	Suggested contacting Ann Stroobant with KTRPO.
David Keilson	NCDOT, Division 5 Planning Engineer	dpkeilson@ncdot.gov	No input provided.
Mark Craig	NCDOT, Division 5 District 2 Engineer	Mwcraig1@ncdot.gov	No input provided.
Rupal Desai	NCDOT, Transportation Planning Division	rpdesai@ncdot.gov	Confirmed no previous traffic forecasts completed for U-5969 forecast. Provided CTP and Local Area Plan information.
Laurie Oakley	Person County Planning	loakley@personcounty.net	No input provided.

3. BASE YEAR 2017 NO-BUILD ESTIMATE

3.1 Assumptions

US 501 is a five-lane undivided facility (2 lanes on each direction plus 1 additional lane for turn bays). No new developments in the immediate project vicinity have been noted by contacted sources, at the time of this forecast, that affect the base year traffic volumes.

3.2 Methodology

Historic AADT information, along with the turning movement and mainline counts from August/September of 2017, were used to determine base year AADTs. Turning movement and mainline count data were comparable in all locations and found to be acceptable for use in this forecast. The forecast is the prepared using the turning movements and mainline traffic volumes.

As discussed earlier, historic AADTs and historic growth rates are shown in **Table A-1**. The 2017 extrapolated AADT using the historic growth rate, the mainline traffic volume calculated from 48-hour traffic counts, the turning movement volumes (TMCs) resulted from the 13-hour traffic counts as well as the final base year 2017 traffic forecast are reported in **Table A-3** (in **Appendix A**). It is worth mentioning that the values reported in this table are the calculated values after implementing the appropriate and required adjustment factors.

The 2017 forecast volumes were balanced using the Traffic Forecast Utility (TFU) Intersection Analysis tool. All TFU spreadsheets are reported in **Appendix D**.

3.3 Determination of Design Factors

An analysis of the TMC data collected for this study showed that the prevailing peak hour occurs in the PM. As a result, the forecaster prepared this forecast for the PM peak hour.

Directional distribution (D factor), peak-hour factor (K factor), Dual (single-unit dual tire axle truck) and TTSTs (multi-unit single or twin trailer trucks) percentage were determined by analyzing the traffic counts observed for this project in August/September 2017. These values were then adjusted to be compatible with the guidelines of the NCDOT Transportation Planning Branch Traffic Forecast Utility.

A minimum of 7% was considered for the K factor. D factor was assigned to the direction on each intersection leg for which the resulting ratio was greater than 50%. The minimum value for D was set to 55, rounded to the nearest multiple of 5. The truck percentage minimum standards ensure that roadway and pavement design will account for a reasonable minimum safety threshold. Duals were adjusted to 2% and TTST was adjusted to 1% in cases where the resulting truck factors were lower.

Since the SG 2016 Traffic Event Data, the mainline information and the TMC resulted factors are consistent, the TMC factors are used to develop the design factors for the study area. Ds, Ks, Duals and TTSTs are reported in **Table A-4** (in **Appendix A**).

4. TRAVEL DEMAND MODEL (TRIANGLE REGIONAL MODEL)

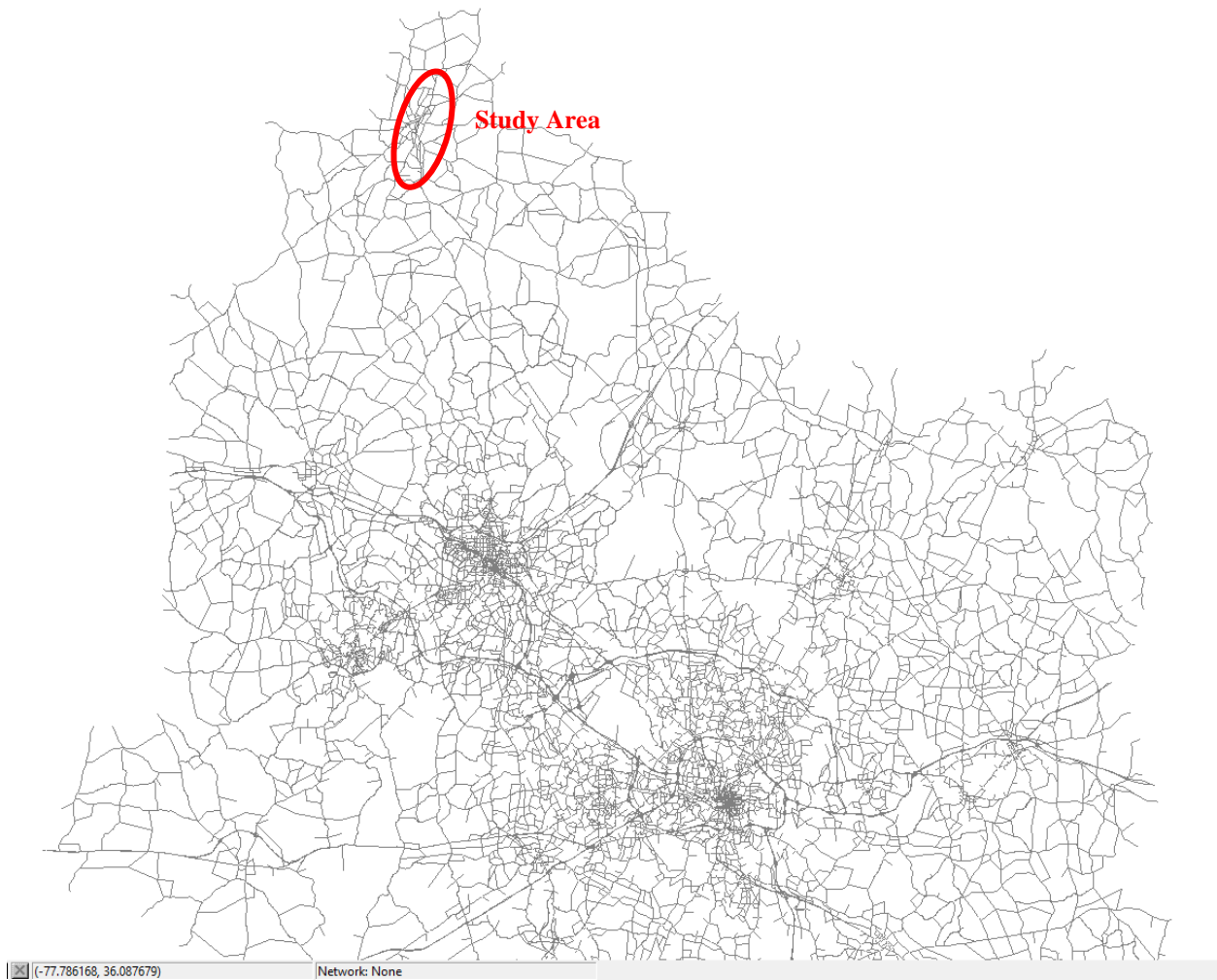
4.1 Model Introduction

Version five of the Triangle Regional Model (TRM) is used in this project to calculate the growth rates for the study area. The TRM is the travel demand forecasting tool for the Triangle region of North Carolina, a joint project of the Durham - Chapel Hill - Carrboro Metropolitan Planning Organization, the Capital Area Metropolitan Planning Organization, North Carolina Department of Transportation, and Triangle Transit. TRM covers Orange, Wake and Durham counties, and parts of Chatham, Person, Granville, Franklin, Nash, Johnston, and Harnett counties, around 3,380 square miles and a population of 1,388,231 residents and 716,417 employees in 2005.

In this project, the forecaster uses 2010 as the model base year and 2040 as the model future year. The TRM travel demand model is basically used to reflect the effect of the growth in population and employment on traffic flow. In fact, it is necessary to validate the socio-economic information (e.g., population and employment) for model's future year scenario. The model is then able to represent the travel behavior and consequently the future traffic flow on the network, considering the corresponding growth in the socio-economic information.

In this project, the forecaster uses the model for two separate runs (i.e., base year 2010 No-Build scenario and future year 2040 No-Build scenario). Each scenario run, including its assumptions and criteria, is well-explained in the next sections. Each run (scenario) requires multiple steps, including trip generation, trip distribution, mode choice and traffic assignment. The final output of the model is AADT traffic volume for the specified scenario runs. **Figure 3** shows the study area in the model.

Figure 3 – Study Area in the TRM Model.



4.2 Socio-Economic Information

TRM had been developed using population and employment data for 2005. The model region had a population of 1,388,231 and 716,417 employees in 2005. The model region was divided into 2,579 Traffic Analysis Zones (TAZs) and there were 99 external stations. The model region is shown in **Figure 4**. In addition, 2010 Socio-Economic data and External-External (EE) trips were determined using a combination of US Census Data, Traffic Counts, and known business employment data. The model was then validated based on 2010 data as well.

Figure 4 – TAZs Map in TRM.

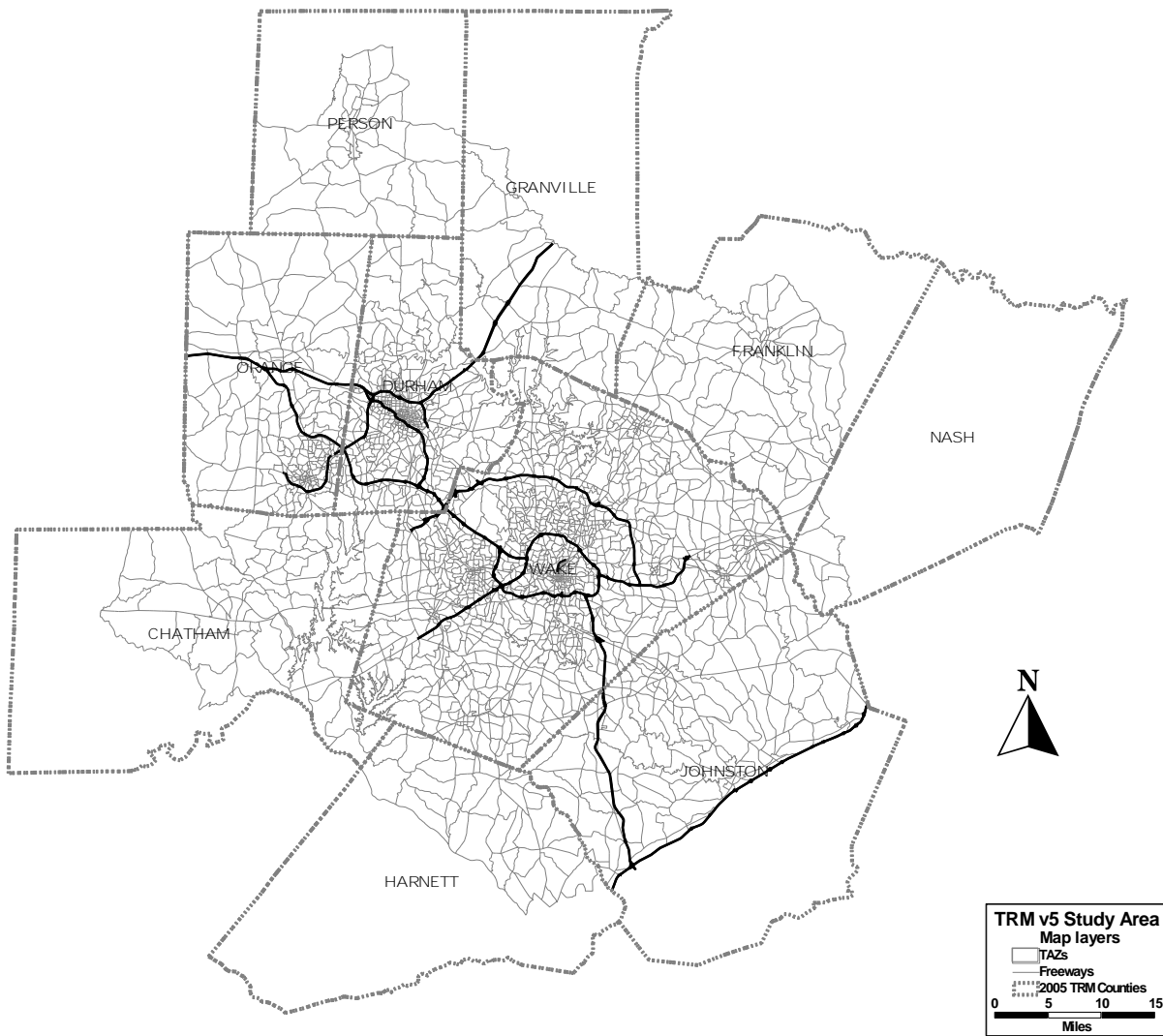


Table 6 shows the 2010 total population for three core counties in the TRM model, compared to state demographer estimates by North Carolina Office of State Budget and Management (NCOSBM). The comparison in the table suggests that the Triangle area’s population is closely represented in the TRM Version 5 model.

Table 6 – Aggregated Population for 3 Core Counties of TRM

County	Model Input Population	2010 Population by NC OSBM
Orange	124,267	133,627
Wake	880,140	901,037
Durham	257,532	270,055
Total	1,261,939	1,304,719

https://files.nc.gov/ncosbm/demog/countygrowth_2010.html

Table 7 shows the 2010 and 2040 total population and employment for the whole TRM model region. More than 80% and around 60% growth in the population and employment, respectively, demonstrate the need for travel demand modeling for the future forecast scenarios.

Table 7 –Aggregated SE Data Used in the TRM Region

Socio-Economic Feature	2010	2040	Growth
Population	1,589,853	2,881,791	81.3%
Employment	890,084	1,422,047	59.8%
# of TAZs	2678	2678	---

Figures 5 and 6 depict the 2010 base and 2040 future population information of the TAZs in the study area. Any change in these TAZs would be associated with a change in travel demand, travel behavior and consequently the traffic volume.

Figure 5 – Population of TAZs in the Study Area, 2010

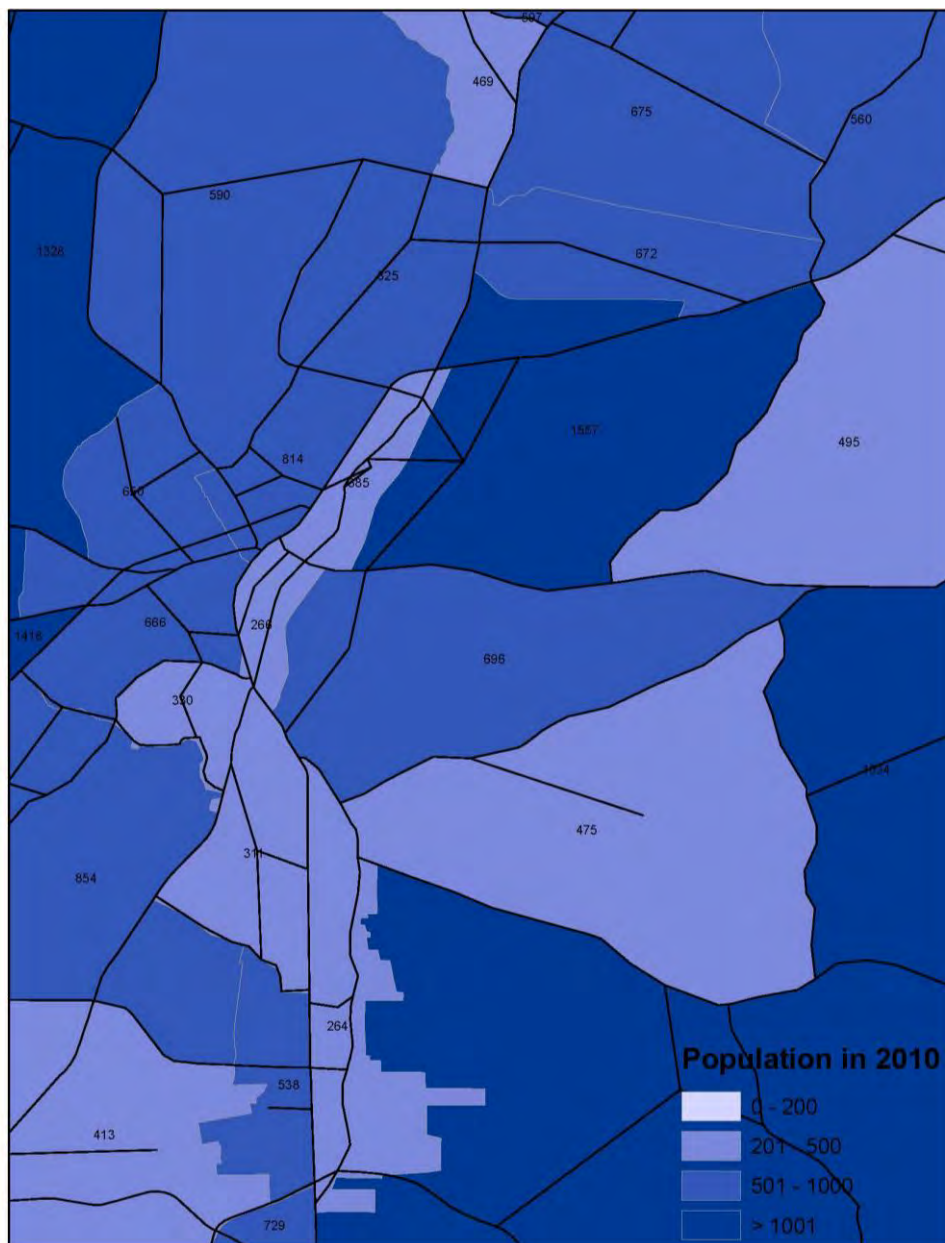
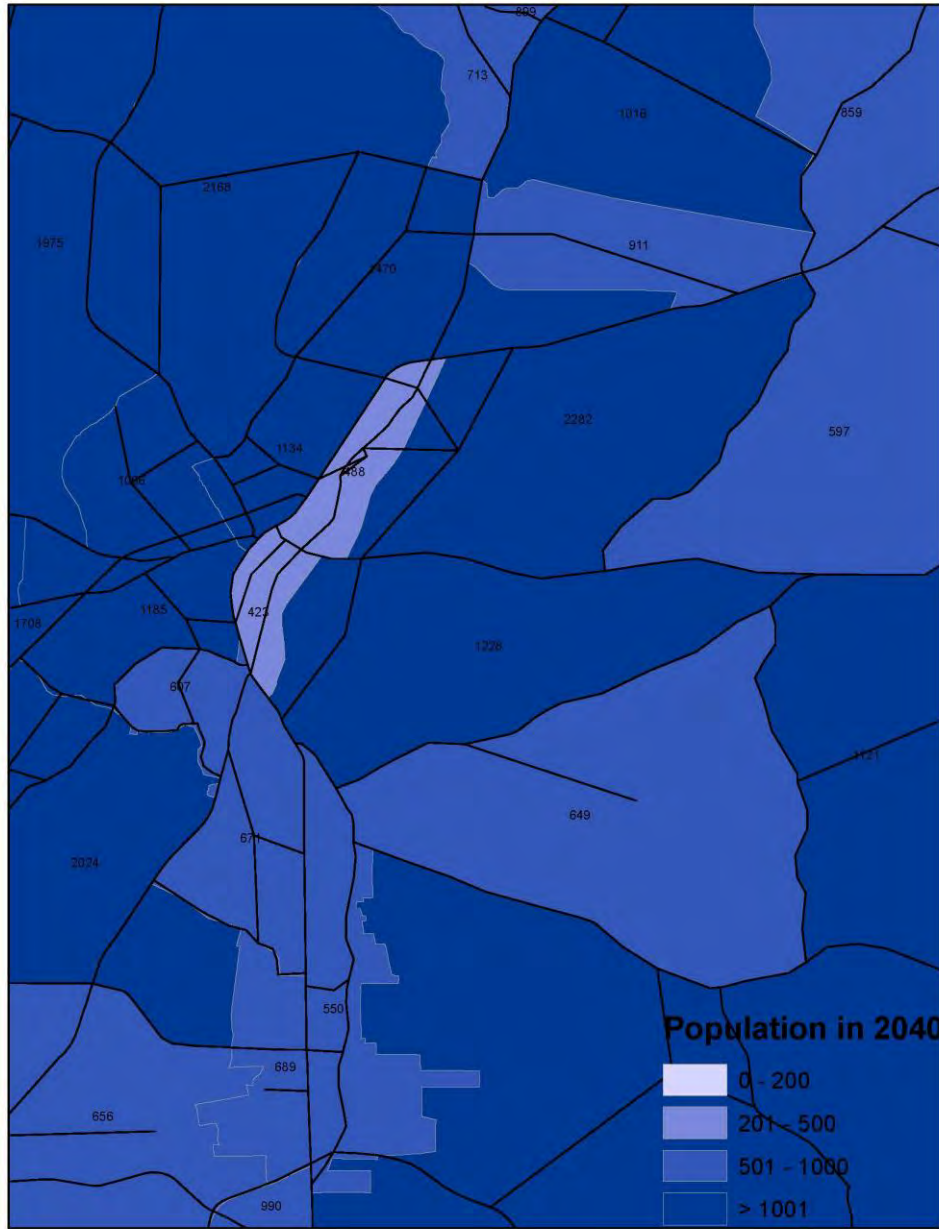


Figure 6 – Population of TAZs in the Study Area, 2040



As it is clear in these maps, the number of darker color coded TAZs increases in the future scenario, which is associated with a population growth for the TAZs in the study area. **Table 8** summarizes this population information in the study area.

Table 8 –Population Growth in the Study Area

Socio-Economic Feature	2010	2040	Growth
Population	28,781	18,121	58.8%
# of TAZs	26	26	-----

4.3 Model Validation

The base year 2010 scenario of the TRM is run first. As shown in **Tables 9, 10, and 11**, goodness of fit measures for the base year TRM model are very high and the model does not need any more validation.

Table 9 – Percent Difference of Modeled Daily Traffic Volumes by Federal Functional Class

Federal Functional Class	FHWA Target (%)	Triangle Target (%)	Daily Counts	Modeled Volumes	Percent Deviation (%)
Freeway	7	5	10,157,350	10,598,047	4
Principal Arterial	10	8	12,315,700	12,796,113	4
Minor Arterial	15	10	10,733,090	10,920,833	2
Collector	25	15	4,456,070	4,417,732	-1
Local	25	15	2,956,460	3,024,838	2

Table 10 –Percent Difference of Model Estimated Daily Traffic Volumes by Volume Group

Volume Group	Daily Counts	Modeled Volume	Target Deviation (%)	Modeled Deviation (%)
1 - 1000	114,950	197,410	55	72
1001 - 2500	758,580	903,010	50	19
2501 - 5000	1,883,180	1,980,574	30	5
5001 - 10000	5,706,500	5,931,592	25	4
10001 - 25000	15,591,700	16,149,700	20	4
25001 - 50000	11,197,500	11,306,190	15	1
>= 50001	5,379,000	5,300,681	10	-1
Total	40,631,410	41,769,157	5	3

Table 11 – R-square for Regionwide Estimated Volumes vs. Traffic Counts

Target R ²	# of Counts	Modeled R ²
0.88	3197	0.90

Although the TRM model is validated in overall, the model performance in the project area needs to be reviewed as well. **Table A-5** (in **Appendix A**) shows the modeled daily traffic volume versus the target AADT in 2010 TRM network, as well as the model's goodness of fit in the study area.

As discussed earlier, the SE data for the 2010 base year scenario is already valid in the TRM and a 59% of population growth is expected to happen in the study area in a period of 30 years (2010-2040). In addition, there is no major LRTP project affecting the travel behavior in the study area. Also, the TRM model is validated in overall. Although the RMSE of the model in the study area is higher than the overall RMSE, the TRM was not adjusted for additional validation.

In other words, we can assume that model can effectively reflect the traffic pattern and travel behavior in the study area in both current and future scenarios. The model is deemed to have sufficient sensitivity for forecasting growth along the corridor. Therefore, the model is used for calculating the growth rates.

4.4 Base Year 2010 No-Build Scenario

This scenario uses the 2010 socio-economic information (explained earlier) along with 2010 base highway network for the TRM model.

Though US 501 in the study area has only 4 continuous through travel lanes, the length of this extent has 1 auxiliary lane as a bay turn. It is often a judgment call whether to represent a 4-lane section with auxiliary lanes as 4-lanes or 5-lanes in a travel demand model. The base year TRM elected to represent this as 4 lanes.

The forecaster included a few changes to the model network (local roads and centroid connectors) to better reflect the local traffic circulation. **Figure 7** depicts the US 501 in the TRM. The first figure on the left shows the original model's network. The second figure in the right shows the edited No-Build scenarios where some local roads have been updated by the forecaster. It is worth mentioning that the network attributes did not need any additional adjustment.

Figure 7 – Network Modifications: Original Network (left), No-Build Network (right).



4.5 Future Year 2040 No-Build Scenario

This scenario uses the 2040 future socio-economic information along with the 2040 fiscally constrained highway network for the TRM. The study corridor was deemed to be functionally similar between the No-Build base and future scenarios. No structural changes were made to the network for the future scenario in the TRM, except the aforementioned edits on the local roads and centroid connectors.

It is worth mentioning that the project aims to widen the US 501 and the future classification of this segment will change to a “Divided” road. However, there is no need to implement this change in the TRM model. Based on the data dictionary represented in the TRM User’s Guide Handbook, the Med_Lt attribute is defined as follows:

1 = NO median or continuous left turn lane; 2 = With median/turn bays or continuous left; and 99 = Median or left turn treatment irrelevant.

As it is clear from this definition, the type of median is not going to change in the TRM network, since both the segments with median and the segments with turn bays must have a Med_Lt = 2. Therefore, both the 2010 base year network and the 2040 future year network have a Med_Lt = 2 for the US 501 in the project area. In other words, there is no need for extra adjustment to the future network after changing the design of the three aforementioned local connections.

4.6 Model Growth Rates

The 2010 and 2040 scenarios were run, and the daily traffic generated by the model was used to calculate the growth rates. All growth rates developed in this forecast are Compound Annual Growth Rates (CAGR) and a product of the formula below:

$$CAGR = \left(\frac{\text{Future Traffic Volume}}{\text{Current Traffic Volume}} \right)^{\left(\frac{1}{\text{Number of Years}} \right)} - 1$$

Table A-6 (in **Appendix A**) shows the growth rates obtained from the model runs. There is a very important note to mention when looking at this table:

- The average growth rate of the adjacent routes is used for the roads that are not included in the model (they are all local roads, mostly connecting TAZs to the local network).

5. FUTURE YEAR 2040 NO-BUILD FORECAST

5.1 Assumptions

US 501 is widened to a 4-lane divided facility in the project area in the 2040 future year, and all remaining fiscally constrained projects are complete. As discussed earlier, it is assumed that the 2040 socio-economic model input data appropriately accounts for any developments and the associated traffic volume changes.

5.2 Methodology

The TRM was used to gather traffic volumes and determine the expected travel pattern changes as well as the growth rates. **Table A-7** (in **Appendix A**) represents the traffic forecast for the future 2040 No-Build scenario. The historic growth rate (calculated in Section 1), model growth rate (calculated in Section 4) and applied growth rate by forecaster are reported in this table as well. Multiple factors were considered to select the final applied growth rate, including but not limited to model growth rate, average growth rate of adjacent segments, historic growth rate, matched up the turning movements traffic volumes and the balanced volumes at intersections. It is worth mentioning that compound growth rate is considered in this section as well. Corner turns were developed using the Traffic Forecast Utility (TFU), reported in the **Appendix D**.

5.3 Determination of Design Factors

No substantial changes in design factors or truck percentages are assumed in the 2040 No-Build forecast from the design factors shown in the 2017 forecast, as there is no current or future development planned within the forecasted area that is expected to significantly affect design factors.

6. FUTURE YEAR 2040 BUILD FORECAST

6.1 Assumptions

There are two major differences between this scenario and the 2040 No-Build scenario (**Figures 8 and 9**):

- Eliminating the intersection of Chub Lake Street and Leasburg Road.
- Eliminating the intersection of Johnson Street and Hill Street.

These two intersections are just off US 501 and do not directly intersect the mainline, however eliminating them significantly affects the traffic pattern/volume on the mainline US 501.

Since the TRM's 2040 network is not detailed enough to reflect the effect of these changes, the forecaster has used a scientific technique to calculate the traffic forecast for this scenario.

Figure 8 – Eliminating the Johnson St & Hill St Intersection in Future Build Scenario

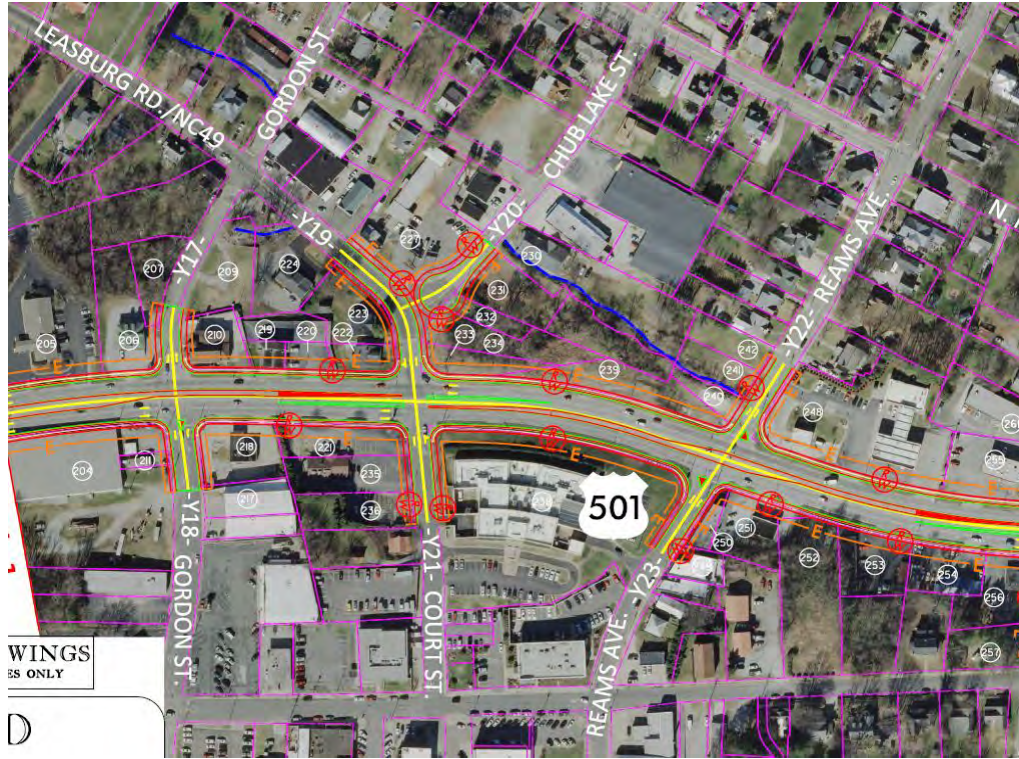
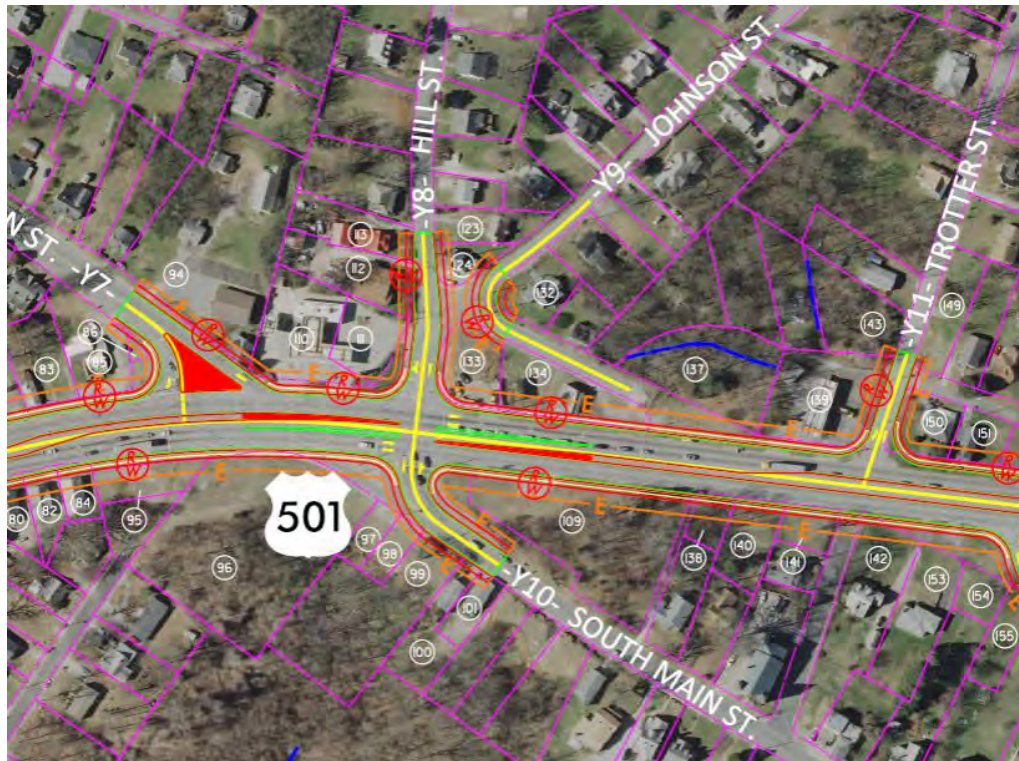


Figure 9 – Eliminating the Chub Lake St & Leasburg Rd Intersection in Future Build Scenario



6.2 Methodology

Forecaster has used a simple technique to take account for the potential diversion in traffic pattern due to the elimination of the mentioned intersections. Gravity model is the basis of this technique.

Step 1: Identifying the Alternative Paths

Based on this technique, the forecaster assumes that the Origin (O) and Destination (D) of the trips that were previously (before elimination) taking Chub Lake St and Johnson St remain the same. After eliminating the mentioned intersections, these trips need to take alternative paths to be able to reach their original destination. **Figures 10** and **11** depicts the original and alternative paths for the trips that were passing Chub Lake St & Leasburg Rd and Johnson St & Hill St intersections, respectively.

Figure 10 – Original and Alternative Paths for Trips Passing Chub Lake St & Leasburg Rd Intersection

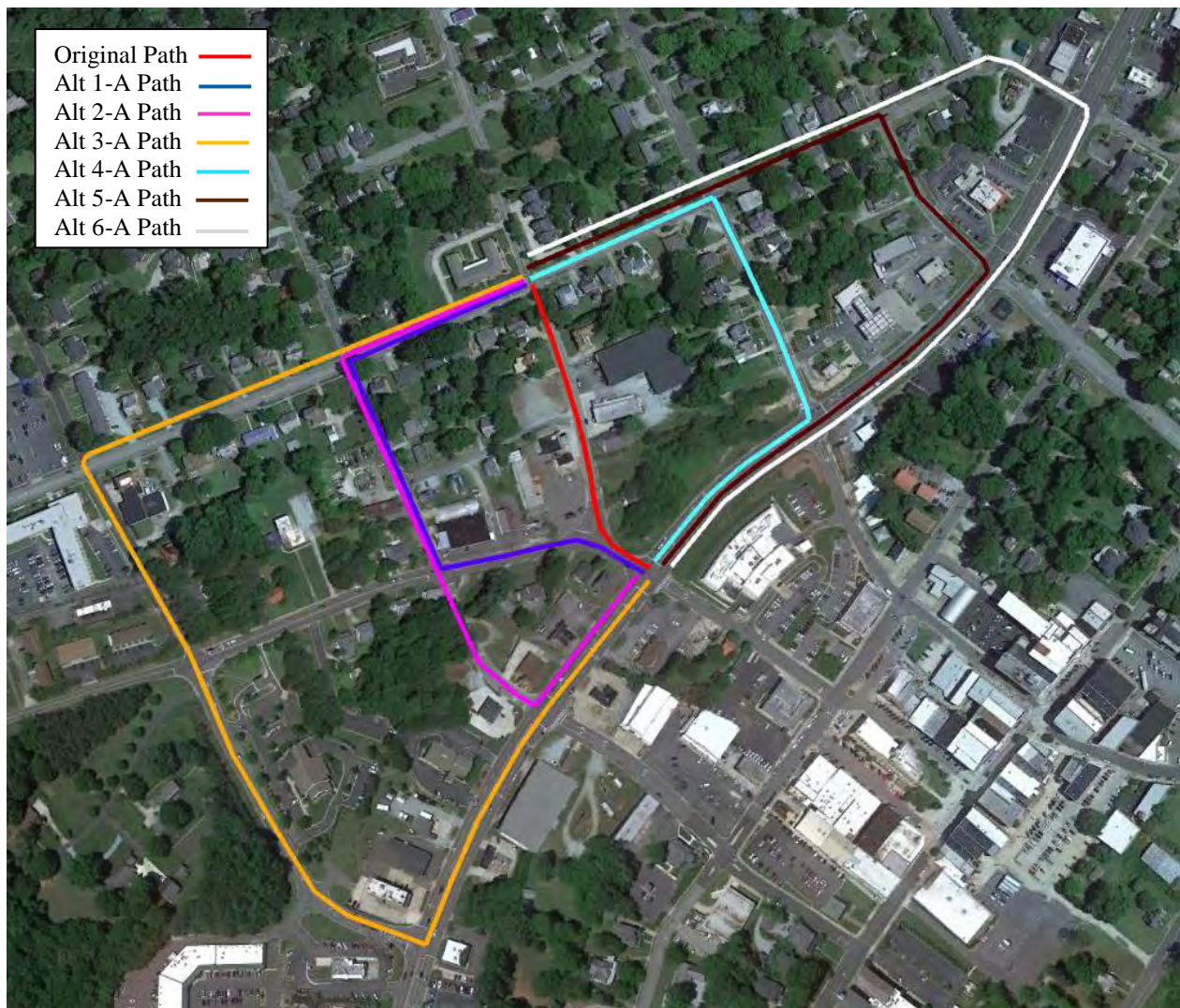
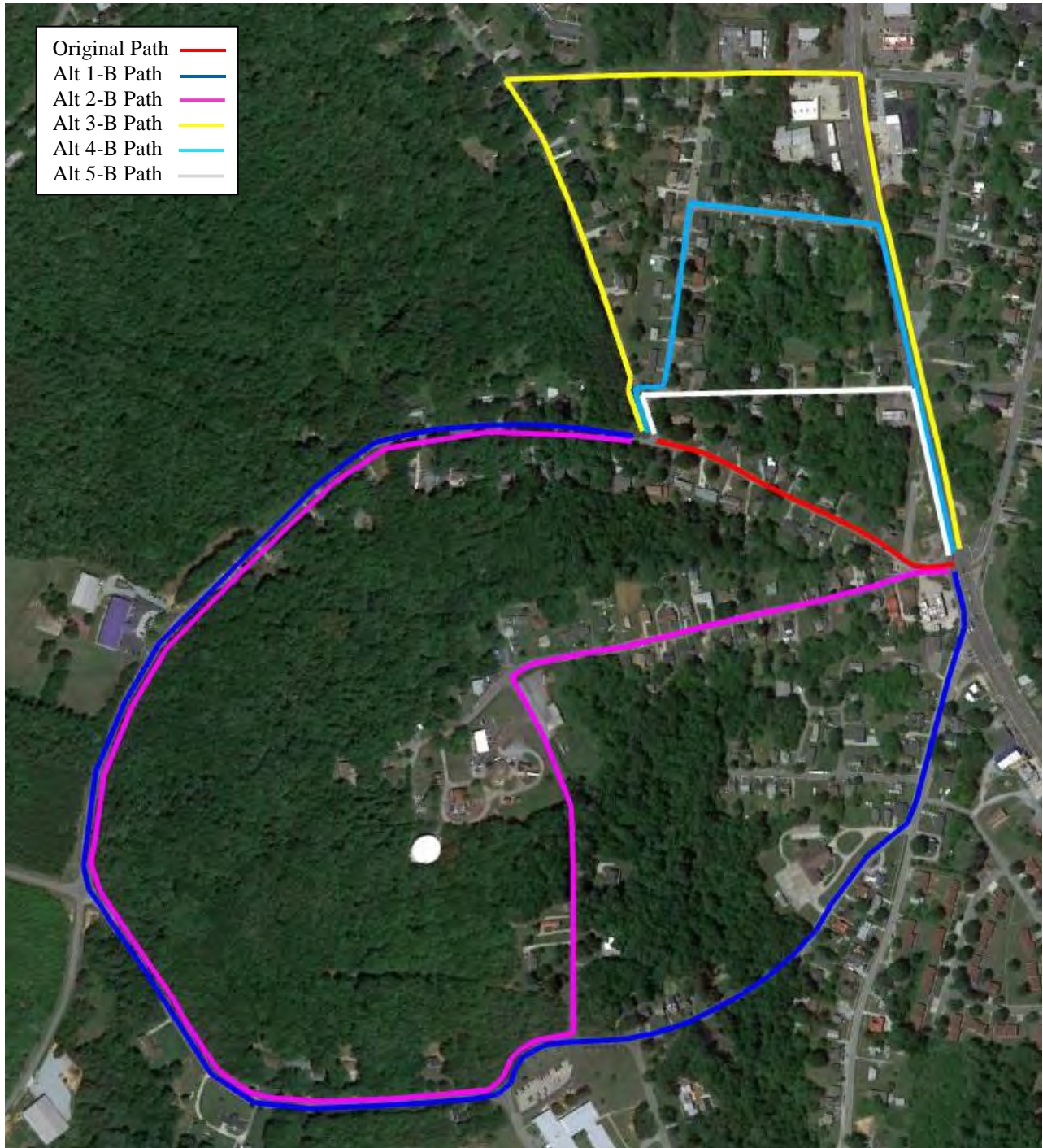


Figure 11 – Original and Alternative Paths for Trips Passing Johnson St & Hill St Intersection



Step 2: Calculating the Diverted Traffic Volume

In this step, the traffic volumes of the trips that were going to cross the mentioned intersections are calculated. **Table 12** represents a summary of the calculations to derive the diverted traffic volume at each

intersection. The 2016 historic split rates between two legs of each intersection are used to calculate the diverted traffic volumes.

Table 12 – Diverted Traffic Volume Calculations

Intersection	Leg	Historic Data		2040 Forecast		Diverted Traffic Volume
		Historic Count	Historic Split	Recommended 2040 Split	2040 Forecast Volume	
Chub Lake St & Leasburg Rd	Chub Lake St	2700	39%	38%	3000	3000
	Leasburg Rd	4200	61%	62%	4800	---
	Total	6900	100%	100%	7800	---
Johnson St & Hill St	Johnson St	3500*	83%	82%	4700	4700
	Hill St	700*	17%	18%	1000	---
	Total	4200	100%	100%	5700	---

**estimated values*

Step 3: Assigning the Diverted Volumes to the Alternative Paths

The gravity model's assumptions are used in this step to assign the diverted traffic to the alternative paths. The shorter the alternative path, the higher the share of the diverted traffic. It is worth mentioning that the relationship between the assigned traffic and the distance is a non-linear relationship (assumed quadratic in this project). In addition, the capacities and the ratio of left turns are considered as a limitation in these calculations. For instance, it is estimated that 2900 trips divert to Trotter St after eliminating the intersection of Johnson St & Hill St. However, due to the low capacity of this road, some of these trips will divert to the next alternative paths. **Table 13** shows the length of the alternative paths, coefficients of the gravity model, the share of the diverted traffic before implementing the limitations, and the final assigned traffic volume to the alternative paths for each intersection.

Table 13 – Additional Volume from Diverted Traffic

Intersection	Alternative Path	Path's Length (mile)	Gravity Model's Coefficient	Path's Share from Diverted Traffic	Additional Traffic Volume	Final Added Volume, Considering Capacities and Ratio of Left Turns (Rounded)
Chub Lake St & Leasburg Rd	1-A	0.31	$1/(0.31^2) = 10.41$	$10.41/(36.04) = 0.29$	866	+ 900
	2-A	0.37	$1/(0.37^2) = 7.30$	$7.30/(36.04) = 0.20$	607	+ 600
	3-A	0.73	$1/(0.73^2) = 1.87$	$1.87/(36.04) = 0.05$	155	+ 200
	4-A	0.32	$1/(0.32^2) = 9.76$	$9.76/(36.04) = 0.27$	812	+ 800
	5-A	0.50	$1/(0.50^2) = 4.00$	$4.00/(36.04) = 0.11$	332	+ 300
	6-A	0.61	$1/(0.61^2) = 2.68$	$2.68/(36.04) = 0.08$	223	+ 100
Johnson St & Hill St	1-B	1.48	$1/(1.48^2) = 0.45$	$0.45/(14.03) = 0.03$	150	+ 200
	2-B	1.56	$1/(1.56^2) = 0.41$	$0.41/(14.03) = 0.03$	137	+ 100
	3-B	0.87	$1/(0.87^2) = 1.32$	$1.32/(14.03) = 0.09$	442	+ 1400
	4-B	0.56	$1/(0.56^2) = 3.18$	$3.18/(14.03) = 0.23$	1026	+ 1500
	5-B	0.34	$1/(0.34^2) = 8.65$	$8.65/(14.03) = 0.62$	2897	+ 1500

Step 4: Traffic Forecast

The calculated diverted traffic volume, in the previous section, is then added to the associated approaches in the traffic forecast diagrams to calculate a new traffic forecast on US 501 and its intersecting roadways. **Table A-8** (in **Appendix A**) represents the traffic forecast for the future 2040 Build scenario. Corner turns were developed using the Traffic Forecast Utility (TFU), reported in the **Appendix D**.

Step 5: Diversion Rates

The 2040 No-Build and Build scenarios were compared to get the diversion rates. All diversion rates developed in this forecast are percentage of the No-Build traffic volume and a product of the formula below:

$$\text{Diversion Rate} = \left(\frac{\text{Build Traffic Volume}}{\text{No - Build Traffic Volume}} \right) - 1$$

The diversion rates associated with this forecast are also represented in the **Table A-8**.

6.3 Determination of Design Factors

No substantial changes in design factors or truck percentages are assumed in the 2040 Build forecast from the design factors shown in the 2017 forecast, as there is no current or future development planned within the forecasted area that is expected to significantly affect design factors.

7. OBSERVATIONS

- 1- Break points in traffic flow: the segment between Clayton Avenue and Carver Drive is a huge trip attractor/generator which causes a 4,300 difference in traffic volume in peak hour. The mixed land-use of this area with multiple shopping stores, restaurants, auto repair, pharmacy, gas station, DMV, beauty salons, bank and offices is the main reason of this difference. **Figure 12** shows the spatial image of this area.
- 2- Kirby St. and Long Rd. are both treated as 3-leg intersections in this project, as their 4th leg are only local driveways and do not really affect the traffic pattern at the intersection.

Figure 12 – Trip Generator/Attractor Area between Clayton Ave. and Carver Dr.



APPENDIX A – DATA TABLES

Table A-2 – Seasonal and Expansion Factors

Intersection #	Leg (Location)	Seasonal Adjustment Factor	Traffic Expansion Factor
1	US 501 @ N of US 158 (Oxford Rd)	0.92	1.2107
	US 158 (Oxford Rd) @ E of US 501	0.92	1.2107
	US 501 @ S of US 158 (Oxford Rd)	0.92	1.2107
	Garrett St @ W of US 501	0.92	1.2279
2	US 501 @ N of Kirby St	0.92	1.2107
	US 501 @ S of Kirby St	0.92	1.2107
	Kirby St @ W US 501	0.92	1.2279
3	US 501 @ N of Hester St	0.92	1.2107
	Hester St @ E of US 501	0.92	1.2279
	US 501 @ S of Hester St	0.92	1.2107
4	US 501 @ N of S. Foushee St	0.92	1.2107
	S Foushee St @ E of US 501	0.92	1.2279
	US 501 @ S of S. Foushee St	0.92	1.2107
5	US 501 @ N of NC 157 (Hurdle Mills Rd)	0.92	1.2107
	US 501 @ S of NC 157 (Hurdle Mills Rd)	0.92	1.2107
	NC 157 (Hurdle Mills Rd) @ W of US 501	0.92	1.2063
6	US 501 @ N of SR 1152 (Johnston St)	0.92	1.2107
	S. Main St @ E of US 501	0.92	1.2279
	US 501 @ S of SR 1152 (Johnston St)	0.92	1.2107
	SR 1152 (Johnston St) @ W of US 501	0.92	1.2279
7	US 501 @ N of Trotter St	0.92	1.2107
	US 501 @ S of Trotter St	0.92	1.2107
	Trotter St @ W of US 501	0.92	1.2279
8	US 501 @ N of S. Lamar St	0.92	1.2107
	S. Lamar St @ E of US 501	0.92	1.2279
	US 501 @ S of S. Lamar St	0.92	1.2107
9	US 501 @ N of Harris St	0.92	1.2107
	US 501 @ S of Harris St	0.92	1.2107
	Harris St @ W of US 501	0.92	1.2279
10	US 501 @ N of W. Barden St	0.92	1.2107
	W. Barden St @ E of US 501	0.92	1.2279
	US 501 @ S of W. Barden St	0.92	1.2107
	W. Barden St @ W of US 501	0.92	1.2279
11	US 501 @ N of US 158 (Long Ave)	0.92	1.2107
	US 501 @ S of US 158 (Long Ave)	0.92	1.2107
	US 158 (Long Ave) @ W of US 501	0.92	1.2063
12	US 501 @ N of Gordon St	0.92	1.2107
	Gordon St @ E of US 501	0.92	1.2279
	US 501 @ S of Gordon St	0.92	1.2107
	Gordon St @ W of US 501	0.92	1.2279
13	US 501 @ N of NC 57 (Court St)	0.92	1.2107
	NC 57 (Court St) @ E of US 501	0.92	1.2279
	US 501 @ S of NC 57 (Court St)	0.92	1.2107
	NC 57 (Leasburg Rd) @ W of US 501	0.92	1.2279
14	US 501 @ N of Reams Ave	0.92	1.2107
	Reams Ave @ E of US 501	0.92	1.2279
	US 501 @ S of Reams Ave	0.92	1.2107
	Reams Ave @ W of US 501	0.92	1.2279
15	US 501 @ N of Morehead St	0.92	1.2107
	Morehead St @ E of US 501	0.92	1.2279
	US 501 @ S of Morehead St	0.92	1.2107
	W. Morehead St @ W of US 501	0.92	1.2279
16	US 501 @ N of Oak St	0.92	1.2107
	Oak St @ E of US 501	0.92	1.2279
	US 501 @ S of Oak St	0.92	1.2107
	N. Morgan St @ W of US 501	0.92	1.2279
17	US 501 @ N of Ivey St	0.92	1.2107
	Ivey St @ E of US 501	0.92	1.2279
	US 501 @ S of Ivey St	0.92	1.2107
	Ivey St @ W of US 501	0.92	1.2279
18	US 501 @ N of Walker St	0.92	1.2107
	Walker St @ E of US 501	0.92	1.2279
	US 501 @ S of Walker St	0.92	1.2107
	Walker St @ W of US 501	0.92	1.2279
19	US 501 @ N of Clayton Ave	0.89	1.2107
	Clayton Ave @ E of US 501	0.89	1.2279
	US 501 @ S of Clayton Ave	0.89	1.2107
	Clayton Ave @ W of US 501	0.89	1.2279
20	US 501 @ N of Carver Dr	0.92	1.2107
	Carver Dr @ E of US 501	0.92	1.2279
	US 501 @ S of Carver Dr	0.92	1.2107
	Carver Dr @ W of US 501	0.92	1.2279
21	US 501 (NC 49) @ N of N. Main St	0.92	1.2063
	N Main St @ E of US 501	0.92	1.2279
	US 501 (NC 49) @ S of N. Main St	0.92	1.2107
	Boston Rd @ W of US 501	0.92	1.2107

Table A-3 – Base Year 2017 No-Build Traffic Forecast

Intersection #	Leg (Location)	Historic AADT	2017 Project Specific Count Data		Traffic Forecast 2017 No-Build
		Extrapolated to 2017	48 Hours - Mainline	13 Hours - Turning Movements	
1	US 501 @ N of US 158 (Oxford Rd)	--	26166	27232	27300
	US 158 (Oxford Rd) @ E of US 501	5921	--	5298	5400
	US 501 @ S of US 158 (Oxford Rd)	25079	20649	22576	22700
	Garrett St @ W of US 501	--	--	451	600
2	US 501 @ N of Kirby St	31809	--	27014	27000
	US 501 @ S of Kirby St	--	--	27304	27300
	Kirby St @ W US 501	--	--	627	700
3	US 501 @ N of Hester St	--	--	27088	27100
	Hester St @ E of US 501	--	--	310	300
	US 501 @ S of Hester St	31809	--	27051	27000
4	US 501 @ N of S. Foushee St	31075	--	25956	25900
	S Foushee St @ E of US 501	1951	--	1863	2000
	US 501 @ S of S. Foushee St	--	--	27209	27100
5	US 501 @ N of NC 157 (Hurdle Mills Rd)	--	--	28811	28600
	US 501 @ S of NC 157 (Hurdle Mills Rd)	31075	25306	25954	25900
	NC 157 (Hurdle Mills Rd) @ W of US 501	4748	--	4248	4300
6	US 501 @ N of SR 1152 (Johnston St)	--	23316	23078	23300
	S. Main St @ E of US 501	4182	--	3500	3500
	US 501 @ S of SR 1152 (Johnston St)	--	--	28442	28600
	SR 1152 (Johnston St) @ W of US 501	3984	--	3772	3800
7	US 501 @ N of Trotter St	--	--	23317	23200
	US 501 @ S of Trotter St	--	--	23466	23300
	Trotter St @ W of US 501	--	--	314	300
8	US 501 @ N of S. Lamar St	26126	--	22683	22700
	S. Lamar St @ E of US 501	--	--	682	700
	US 501 @ S of S. Lamar St	--	--	23228	23200
9	US 501 @ N of Harris St	--	--	22800	22800
	US 501 @ S of Harris St	26126	--	22789	22700
	Harris St @ W of US 501	--	--	87	100
10	US 501 @ N of W. Barden St	--	--	23081	23100
	W. Barden St @ E of US 501	--	--	1743	1700
	US 501 @ S of W. Barden St	--	--	22700	22800
	W. Barden St @ W of US 501	--	--	1360	1400
11	US 501 @ N of US 158 (Long Ave)	--	--	20863	20800
	US 501 @ S of US 158 (Long Ave)	--	22843	22476	22500
	US 158 (Long Ave) @ W of US 501	6982	--	6150	6100
12	US 501 @ N of Gordon St	24079	--	20471	20400
	Gordon St @ E of US 501	--	--	1519	1500
	US 501 @ S of Gordon St	--	--	20850	20800
	Gordon St @ W of US 501	--	--	729	700
13	US 501 @ N of NC 57 (Court St)	24617	22188	22050	22000
	NC 57 (Court St) @ E of US 501	--	--	1950	1900
	US 501 @ S of NC 57 (Court St)	24079	--	20404	20400
	NC 57 (Leasburg Rd) @ W of US 501	--	--	5887	5900
14	US 501 @ N of Reams Ave	24872	--	22329	22200
	Reams Ave @ E of US 501	2413	--	2059	2100
	US 501 @ S of Reams Ave	24617	--	21970	22000
	Reams Ave @ W of US 501	--	--	2525	2500
15	US 501 @ N of Morehead St	--	--	22389	22400
	Morehead St @ E of US 501	--	--	2211	2200
	US 501 @ S of Morehead St	24872	--	22160	22200
	W. Morehead St @ W of US 501	--	--	1768	1800
16	US 501 @ N of Oak St	25548	--	23371	23300
	Oak St @ E of US 501	--	--	433	400
	US 501 @ S of Oak St	--	--	22693	22700
	N. Morgan St @ W of US 501	--	--	1152	1200
17	US 501 @ N of Ivey St	--	--	22846	22700
	Ivey St @ E of US 501	--	--	368	400
	US 501 @ S of Ivey St	25548	--	23218	23300
	Ivey St @ W of US 501	--	--	1301	1400
18	US 501 @ N of Walker St	--	--	22008	21700
	Walker St @ E of US 501	--	--	1437	1600
	US 501 @ S of Walker St	--	--	22542	22700
	Walker St @ W of US 501	--	--	932	1000
19	US 501 @ N of Clayton Ave	23498	--	21259	21400
	Clayton Ave @ E of US 501	--	--	1098	1100
	US 501 @ S of Clayton Ave	--	--	21315	21700
	Clayton Ave @ W of US 501	--	--	796	800
20	US 501 @ N of Carver Dr	15829	14765	14010	14000
	Carver Dr @ E of US 501	--	--	2062	2100
	US 501 @ S of Carver Dr	23498	17588	17077	17100
	Carver Dr @ W of US 501	--	--	6826	6800
21	US 501 (NC 49) @ N of N. Main St	6329	9092	8464	8500
	N Main St @ E of US 501	5903	--	3370	3400
	US 501 (NC 49) @ S of N. Main St	15829	--	13226	13200
	Boston Rd @ W of US 501	12519	8308	8287	8300

Table A-4 – Design Factors

#	Leg (Location)	D – Directional Distributions (%)			K – Peak Hour Factor (%)			Dual, TTST - Truck Percentage (%)		
		Source: 48 Hours - Mainline	Source: 13 Hours - Turning Movements	Applied D	Source: 48 Hours - Mainline	Source: 13 Hours - Turning Movements	Applied K	Source: 48 Hours - Mainline	Source: 13 Hours - Turning Movements	Applied d, t
1	US 501 @ N of US 158 (Oxford Rd)	54	51	55	9	8	8	5, 3	3, 2	3, 2
	US 158 (Oxford Rd) @ E of US 501	--	51	55	--	8	8	--	4, 2	4, 2
	US 501 @ S of US 158 (Oxford Rd)	56	52	55	9	8	8	4, 2	3, 2	3, 2
	Garrett St @ W of US 501	--	73	75	--	8	8	--	2, 1	2, 1
2	US 501 @ N of Kirby St	--	51	55	--	8	8	--	3, 2	3, 2
	US 501 @ S of Kirby St	--	52	55	--	8	8	--	3, 2	3, 2
	Kirby St @ W US 501	--	63	65	--	9	9	--	2, 0	2, 1
3	US 501 @ N of Hester St	--	52	55	--	8	8	--	3, 2	3, 2
	Hester St @ E of US 501	--	74	75	--	8	8	--	8, 5	8, 5
	US 501 @ S of Hester St	--	51	55	--	8	8	--	3, 2	3, 2
4	US 501 @ N of S. Foushee St	--	50	55	--	8	8	--	3, 2	3, 2
	S Foushee St @ E of US 501	--	68	70	--	8	8	--	3, 0	3, 1
	US 501 @ S of S. Foushee St	--	52	55	--	8	8	--	3, 2	3, 2
5	US 501 @ N of NC 157 (Hurdle Mills Rd)	--	52	55	--	8	8	--	3, 2	3, 2
	US 501 @ S of NC 157 (Hurdle Mills Rd)	51	52	55	9	8	8	4, 2	3, 2	3, 2
	NC 157 (Hurdle Mills Rd) @ W of US 501	--	54	55	--	9	9	--	4, 0	4, 1
6	US 501 @ N of SR 1152 (Johnston St)	54	52	55	9	8	8	5, 3	3, 2	3, 2
	S. Main St @ E of US 501	--	52	55	--	8	8	--	1, 0	2, 1
	US 501 @ S of SR 1152 (Johnston St)	--	51	55	--	8	8	--	3, 2	3, 2
	SR 1152 (Johnston St) @ W of US 501	--	55	55	--	8	8	--	3, 0	3, 1
7	US 501 @ N of Trotter St	--	52	55	--	8	8	--	2, 2	2, 2
	US 501 @ S of Trotter St	--	53	55	--	8	8	--	2, 2	2, 2
	Trotter St @ W of US 501	--	97	90	--	10	10	--	3, 0	3, 1
8	US 501 @ N of S. Lamar St	--	51	55	--	8	8	--	3, 2	2, 2
	S. Lamar St @ E of US 501	--	50	55	--	9	9	--	1, 0	2, 1
	US 501 @ S of S. Lamar St	--	51	55	--	8	8	--	2, 2	2, 2
9	US 501 @ N of Harris St	--	52	55	--	8	8	--	2, 2	2, 2
	US 501 @ S of Harris St	--	52	55	--	8	8	--	2, 2	2, 2
	Harris St @ W of US 501	--	60	60	--	5	7	--	0, 0	2, 1
10	US 501 @ N of W. Barden St	--	52	55	--	8	8	--	2, 2	2, 2
	W. Barden St @ E of US 501	--	58	60	--	9	9	--	1, 0	2, 1
	US 501 @ S of W. Barden St	--	52	55	--	8	8	--	3, 2	2, 2
	W. Barden St @ W of US 501	--	61	60	--	8	8	--	2, 0	2, 1
11	US 501 @ N of US 158 (Long Ave)	--	55	55	--	8	8	--	2, 2	2, 2
	US 501 @ S of US 158 (Long Ave)	51	53	55	8	8	8	6, 3	3, 2	2, 2
	US 158 (Long Ave) @ W of US 501	--	58	55	--	8	8	--	3, 5	3, 5
12	US 501 @ N of Gordon St	--	55	55	--	8	8	--	3, 3	3, 3
	Gordon St @ E of US 501	--	51	55	--	8	8	--	2, 0	2, 1
	US 501 @ S of Gordon St	--	55	55	--	8	8	--	3, 3	3, 3
	Gordon St @ W of US 501	--	66	65	--	8	8	--	2, 0	2, 1
13	US 501 @ N of NC 57 (Court St)	51	51	55	8	8	8	5, 3	3, 3	3, 3
	NC 57 (Court St) @ E of US 501	--	58	60	--	6	7	--	2, 0	2, 1
	US 501 @ S of NC 57 (Court St)	--	55	55	--	8	8	--	3, 3	3, 3
	NC 57 (Leasburg Rd) @ W of US 501	--	65	65	--	8	8	--	4, 2	4, 2
14	US 501 @ N of Reams Ave	--	53	55	--	8	8	--	3, 3	3, 3
	Reams Ave @ E of US 501	--	63	60	--	11	10	--	3, 0	3, 1
	US 501 @ S of Reams Ave	--	56	55	--	8	8	--	3, 3	3, 3
	Reams Ave @ W of US 501	--	59	60	--	9	9	--	2, 0	2, 1
15	US 501 @ N of Morehead St	--	50	55	--	8	8	--	3, 3	3, 3
	Morehead St @ E of US 501	--	63	65	--	10	10	--	2, 0	2, 1
	US 501 @ S of Morehead St	--	52	55	--	8	8	--	3, 3	3, 3
	W. Morehead St @ W of US 501	--	63	55	--	8	8	--	2, 0	2, 1
16	US 501 @ N of Oak St	--	55	55	--	8	8	--	3, 2	3, 2
	Oak St @ E of US 501	--	58	60	--	4	7	--	3, 1	3, 1
	US 501 @ S of Oak St	--	55	55	--	8	8	--	3, 2	3, 3
	N. Morgan St @ W of US 501	--	53	55	--	8	8	--	2, 0	2, 1
17	US 501 @ N of Ivey St	--	55	55	--	8	8	--	3, 2	3, 2
	Ivey St @ E of US 501	--	52	55	--	5	7	--	2, 1	2, 1
	US 501 @ S of Ivey St	--	54	55	--	8	8	--	3, 2	3, 2
	Ivey St @ W of US 501	--	66	65	--	6	7	--	2, 0	2, 1
18	US 501 @ N of Walker St	--	54	55	--	8	8	--	3, 2	3, 2
	Walker St @ E of US 501	--	56	55	--	9	9	--	2, 2	2, 2
	US 501 @ S of Walker St	--	52	55	--	8	8	--	3, 2	3, 2
	Walker St @ W of US 501	--	67	65	--	9	9	--	4, 0	4, 1
19	US 501 @ N of Clayton Ave	--	55	55	--	8	8	--	3, 2	3, 2
	Clayton Ave @ E of US 501	--	57	55	--	6	7	--	1, 1	2, 1
	US 501 @ S of Clayton Ave	--	55	55	--	8	8	--	3, 2	3, 2
	Clayton Ave @ W of US 501	--	61	60	--	8	8	--	2, 0	2, 1
20	US 501 @ N of Carver Dr	51	54	55	9	8	8	5, 3	3, 4	3, 4
	Carver Dr @ E of US 501	--	57	55	--	8	8	--	3, 0	3, 1
	US 501 @ S of Carver Dr	51	57	55	9	8	8	5, 2	3, 3	3, 3
	Carver Dr @ W of US 501	--	57	55	--	9	9	--	3, 0	3, 1
21	US 501 (NC 49) @ N of N. Main St	57	54	55	9	8	8	7, 4	5, 4	5, 4
	N Main St @ E of US 501	--	50	55	--	9	9	--	3, 0	3, 1
	US 501 (NC 49) @ S of N. Main St	--	51	55	--	8	8	--	4, 4	4, 4
	Boston Rd @ W of US 501	55	55	55	10	9	9	5, 2	4, 2	4, 2

Table A-5 – Model Validation

Intersection #	Leg (Location)	Model Traffic Volumes		Measures	
		Modeled Daily Traffic	Target AADT	Squared Error	Absolute Error
1	US 501 @ N of US 158 (Oxford Rd)	15158	--	--	--
	US 158 (Oxford Rd) @ E of US 501	3589	6000	5812921	0.671
	US 501 @ S of US 158 (Oxford Rd)	12484	18000	30426256	0.441
	Garrett St @ W of US 501	500	--	--	--
2	US 501 @ N of Kirby St	15158	--	--	--
	US 501 @ S of Kirby St	15158	--	--	--
	Kirby St @ W US 501	--	--	--	--
3	US 501 @ N of Hester St	15158	--	--	--
	Hester St @ E of US 501	--	--	--	--
	US 501 @ S of Hester St	15158	--	--	--
4	US 501 @ N of S. Foushee St	14582	31000	269550724	1.125
	S Foushee St @ E of US 501	1224	--	--	--
	US 501 @ S of S. Foushee St	15158	--	--	--
5	US 501 @ N of NC 157 (Hurdle Mills Rd)	17998	--	--	--
	US 501 @ S of NC 157 (Hurdle Mills Rd)	14582	--	--	--
	NC 157 (Hurdle Mills Rd) @ W of US 501	3750	4300	302500	0.146
6	US 501 @ N of SR 1152 (Johnston St)	17179	26000	77810041	0.513
	S. Main St @ E of US 501	264	--	--	--
	US 501 @ S of SR 1152 (Johnston St)	17998	--	--	--
	SR 1152 (Johnston St) @ W of US 501	3195	--	--	--
7	US 501 @ N of Trotter St	17179	--	--	--
	US 501 @ S of Trotter St	17179	--	--	--
	Trotter St @ W of US 501	--	--	--	--
8	US 501 @ N of S. Lamar St	17179	--	--	--
	S. Lamar St @ E of US 501	--	--	--	--
	US 501 @ S of S. Lamar St	17179	--	--	--
9	US 501 @ N of Harris St	17179	--	--	--
	US 501 @ S of Harris St	17179	--	--	--
	Harris St @ W of US 501	--	--	--	--
10	US 501 @ N of W. Barden St	17302	24000	44863204	0.387
	W. Barden St @ E of US 501	1990	--	--	--
	US 501 @ S of W. Barden St	17179	--	--	--
	W. Barden St @ W of US 501	2112	--	--	--
11	US 501 @ N of US 158 (Long Ave)	17302	--	--	--
	US 501 @ S of US 158 (Long Ave)	17302	--	--	--
	US 158 (Long Ave) @ W of US 501	--	--	--	--
12	US 501 @ N of Gordon St	17302	--	--	--
	Gordon St @ E of US 501	--	--	--	--
	US 501 @ S of Gordon St	17302	--	--	--
	Gordon St @ W of US 501	--	--	--	--
13	US 501 @ N of NC 57 (Court St)	13688	28000	204833344	1.045
	NC 57 (Court St) @ E of US 501	5949	--	--	--
	US 501 @ S of NC 57 (Court St)	17302	--	--	--
	NC 57 (Leasburg Rd) @ W of US 501	11652	--	--	--
14	US 501 @ N of Reams Ave	13688	--	--	--
	Reams Ave @ E of US 501	--	--	--	--
	US 501 @ S of Reams Ave	13688	--	--	--
	Reams Ave @ W of US 501	--	--	--	--
15	US 501 @ N of Morehead St	13688	--	--	--
	Morehead St @ E of US 501	--	--	--	--
	US 501 @ S of Morehead St	13688	--	--	--
	W. Morehead St @ W of US 501	--	--	--	--
16	US 501 @ N of Oak St	14873	--	--	--
	Oak St @ E of US 501	--	--	--	--
	US 501 @ S of Oak St	13688	--	--	--
	N. Morgan St @ W of US 501	1185	--	--	--
17	US 501 @ N of Ivey St	14873	--	--	--
	Ivey St @ E of US 501	--	--	--	--
	US 501 @ S of Ivey St	14873	--	--	--
	Ivey St @ W of US 501	--	--	--	--
18	US 501 @ N of Walker St	14873	--	--	--
	Walker St @ E of US 501	--	--	--	--
	US 501 @ S of Walker St	14873	--	--	--
	Walker St @ W of US 501	--	--	--	--
19	US 501 @ N of Clayton Ave	9677	--	--	--
	Clayton Ave @ E of US 501	5144	--	--	--
	US 501 @ S of Clayton Ave	14873	--	--	--
	Clayton Ave @ W of US 501	4450	--	--	--
20	US 501 @ N of Carver Dr	9907	--	--	--
	Carver Dr @ E of US 501	868	--	--	--
	US 501 @ S of Carver Dr	9677	--	--	--
	Carver Dr @ W of US 501	1097	--	--	--
21	US 501 (NC 49) @ N of N. Main St	5147	6400	1570009	0.243
	N Main St @ E of US 501	4598	6400	3247204	0.391
	US 501 (NC 49) @ S of N. Main St	9907	19000	82682649	0.917
	Boston Rd @ W of US 501	10717	12000	1646089	0.119
Root Mean Square Error				79%	
Mean Absolute Error				55%	
Volume over Count (V/C)				62%	

Table A-6 – Model Growth Rate

Intersection #	Leg (Location)	Model Traffic Volumes		Model Growth Rate
		2010 NoBuild	2040 NoBuild	
1	US 501 @ N of US 158 (Oxford Rd)	15158	22007	1.25%
	US 158 (Oxford Rd) @ E of US 501	3589	5232	1.26%
	US 501 @ S of US 158 (Oxford Rd)	12484	18130	1.25%
	Garrett St @ W of US 501	500	850	1.78%
2	US 501 @ N of Kirby St	15158	22007	1.25%
	US 501 @ S of Kirby St	15158	22007	1.25%
	Kirby St @ W US 501	--	--	1.78%
3	US 501 @ N of Hester St	15158	22007	1.25%
	Hester St @ E of US 501	--	--	2.18%
	US 501 @ S of Hester St	15158	22007	1.25%
4	US 501 @ N of S. Foushee St	14582	21084	1.24%
	S Foushee St @ E of US 501	1224	2338	2.18%
	US 501 @ S of S. Foushee St	15158	22007	1.25%
5	US 501 @ N of NC 157 (Hurdle Mills Rd)	17998	26196	1.26%
	US 501 @ S of NC 157 (Hurdle Mills Rd)	14582	21084	1.24%
	NC 157 (Hurdle Mills Rd) @ W of US 501	3750	5763	1.44%
6	US 501 @ N of SR 1152 (Johnston St)	17179	24394	1.18%
	S. Main St @ E of US 501	264	345	0.90%
	US 501 @ S of SR 1152 (Johnston St)	17998	26196	1.26%
	SR 1152 (Johnston St) @ W of US 501	3195	5440	1.79%
7	US 501 @ N of Trotter St	17179	24394	1.18%
	US 501 @ S of Trotter St	17179	24394	1.18%
	Trotter St @ W of US 501	--	--	1.59%
8	US 501 @ N of S. Lamar St	17179	24394	1.18%
	S. Lamar St @ E of US 501	--	--	0.95%
	US 501 @ S of S. Lamar St	17179	24394	1.18%
9	US 501 @ N of Harris St	17179	24394	1.18%
	US 501 @ S of Harris St	17179	24394	1.18%
	Harris St @ W of US 501	--	--	1.59%
10	US 501 @ N of W. Barden St	17302	24955	1.23%
	W. Barden St @ E of US 501	1990	2643	0.95%
	US 501 @ S of W. Barden St	17179	24394	1.18%
	W. Barden St @ W of US 501	2112	3204	1.40%
11	US 501 @ N of US 158 (Long Ave)	17302	24955	1.23%
	US 501 @ S of US 158 (Long Ave)	17302	24955	1.23%
	US 158 (Long Ave) @ W of US 501	--	--	1.31%
12	US 501 @ N of Gordon St	17302	24955	1.23%
	Gordon St @ E of US 501	--	--	0.95%
	US 501 @ S of Gordon St	17302	24955	1.23%
	Gordon St @ W of US 501	--	--	1.31%
13	US 501 @ N of NC 57 (Court St)	13688	19523	1.19%
	NC 57 (Court St) @ E of US 501	5949	7640	0.84%
	US 501 @ S of NC 57 (Court St)	17302	24955	1.23%
	NC 57 (Leasburg Rd) @ W of US 501	11652	16787	1.22%
14	US 501 @ N of Reams Ave	13688	19523	1.19%
	Reams Ave @ E of US 501	--	--	0.80%
	US 501 @ S of Reams Ave	13688	19523	1.19%
	Reams Ave @ W of US 501	--	--	1.05%
15	US 501 @ N of Morehead St	13688	19523	1.19%
	Morehead St @ E of US 501	--	--	0.80%
	US 501 @ S of Morehead St	13688	19523	1.19%
	W. Morehead St @ W of US 501	--	--	1.05%
16	US 501 @ N of Oak St	14873	21065	1.17%
	Oak St @ E of US 501	--	--	0.80%
	US 501 @ S of Oak St	13688	19523	1.19%
	N. Morgan St @ W of US 501	1185	1542	0.88%
17	US 501 @ N of Ivey St	14873	21065	1.17%
	Ivey St @ E of US 501	--	--	0.80%
	US 501 @ S of Ivey St	14873	21065	1.17%
	Ivey St @ W of US 501	--	--	1.03%
18	US 501 @ N of Walker St	14873	21065	1.17%
	Walker St @ E of US 501	--	--	0.80%
	US 501 @ S of Walker St	14873	21065	1.17%
	Walker St @ W of US 501	--	--	1.03%
19	US 501 @ N of Clayton Ave	9677	14225	1.29%
	Clayton Ave @ E of US 501	5144	6476	0.77%
	US 501 @ S of Clayton Ave	14873	21065	1.17%
	Clayton Ave @ W of US 501	4450	6334	1.18%
20	US 501 @ N of Carver Dr	9907	13930	1.14%
	Carver Dr @ E of US 501	868	2033	2.88%
	US 501 @ S of Carver Dr	9677	14225	1.29%
	Carver Dr @ W of US 501	1097	1738	1.55%
21	US 501 (NC 49) @ N of N. Main St	5147	6838	0.95%
	N Main St @ E of US 501	4598	6223	1.01%
	US 501 (NC 49) @ S of N. Main St	9907	13930	1.14%
	Boston Rd @ W of US 501	10717	15252	1.18%

Table A-7 – Future Year 2040 No-Build Traffic Forecast

Intersection #	Leg (Location)	Traffic Forecast - 2017 NoBuild	Growth Rate			Traffic Forecast - 2040 NoBuild
			Historic Rate	Model Rate	Applied Rate	
1	US 501 @ N of US 158 (Oxford Rd)	27300	--	1.25%	1.25%	36300
	US 158 (Oxford Rd) @ E of US 501	5400	-2.93%	1.26%	1.20%	7100
	US 501 @ S of US 158 (Oxford Rd)	22700	0.31%	1.25%	1.23%	30100
	Garrett St @ W of US 501	600	--	1.78%	1.78%	900
2	US 501 @ N of Kirby St	27000	2.61%	1.25%	1.26%	36000
	US 501 @ S of Kirby St	27300	--	1.25%	1.25%	36300
	Kirby St @ W US 501	700	--	--	1.10%	900
3	US 501 @ N of Hester St	27100	--	1.25%	1.25%	36100
	Hester St @ E of US 501	300	--	--	2.25%	500
	US 501 @ S of Hester St	27000	2.61%	1.25%	1.26%	36000
4	US 501 @ N of S. Foushee St	25900	0.24%	1.24%	1.25%	34500
	S Foushee St @ E of US 501	2000	-2.43%	2.18%	2.06%	3200
	US 501 @ S of S. Foushee St	27100	--	1.25%	1.25%	36100
5	US 501 @ N of NC 157 (Hurdle Mills Rd)	28600	--	1.26%	1.25%	38100
	US 501 @ S of NC 157 (Hurdle Mills Rd)	25900	0.24%	1.24%	1.25%	34500
	NC 157 (Hurdle Mills Rd) @ W of US 501	4300	-1.09%	1.44%	1.31%	5800
6	US 501 @ N of SR 1152 (Johnston St)	23300	--	1.18%	1.18%	30500
	S. Main St @ E of US 501	3500	1.41%	0.90%	0.90%	4300
	US 501 @ S of SR 1152 (Johnston St)	28600	--	1.26%	1.25%	38100
	SR 1152 (Johnston St) @ W of US 501	3800	2.63%	1.79%	1.78%	5700
7	US 501 @ N of Trotter St	23200	--	1.18%	1.20%	30500
	US 501 @ S of Trotter St	23300	--	1.18%	1.18%	30500
	Trotter St @ W of US 501	300	--	--	1.26%	400
8	US 501 @ N of S. Lamar St	22700	0.49%	1.18%	1.18%	29700
	S. Lamar St @ E of US 501	700	--	--	1.56%	1000
	US 501 @ S of S. Lamar St	23200	--	1.18%	1.20%	30500
9	US 501 @ N of Harris St	22800	--	1.18%	1.17%	29800
	US 501 @ S of Harris St	22700	0.49%	1.18%	1.18%	29700
	Harris St @ W of US 501	100	--	--	0.00%	100
10	US 501 @ N of W. Barden St	23100	--	1.23%	1.23%	30600
	W. Barden St @ E of US 501	1700	--	0.95%	0.92%	2100
	US 501 @ S of W. Barden St	22800	--	1.18%	1.17%	29800
	W. Barden St @ W of US 501	1400	--	1.40%	1.34%	1900
11	US 501 @ N of US 158 (Long Ave)	20800	--	1.23%	1.25%	27700
	US 501 @ S of US 158 (Long Ave)	22500	--	1.23%	1.23%	29800
	US 158 (Long Ave) @ W of US 501	6100	1.19%	--	1.35%	8300
12	US 501 @ N of Gordon St	20400	0.33%	1.23%	1.24%	27100
	Gordon St @ E of US 501	1500	--	--	1.03%	1900
	US 501 @ S of Gordon St	20800	--	1.23%	1.25%	27700
	Gordon St @ W of US 501	700	--	--	1.10%	900
13	US 501 @ N of NC 57 (Court St)	22000	2.57%	1.19%	1.21%	29000
	NC 57 (Court St) @ E of US 501	1900	--	0.84%	1.20%	2500
	US 501 @ S of NC 57 (Court St)	20400	0.33%	1.23%	1.24%	27100
	NC 57 (Leasburg Rd) @ W of US 501	5900	--	1.22%	1.22%	7800
14	US 501 @ N of Reams Ave	22200	-0.51%	1.19%	1.18%	29100
	Reams Ave @ E of US 501	2100	0.54%	--	0.76%	2500
	US 501 @ S of Reams Ave	22000	2.57%	1.19%	1.21%	29000
	Reams Ave @ W of US 501	2500	--	--	1.08%	3200
15	US 501 @ N of Morehead St	22400	--	1.19%	1.19%	29400
	Morehead St @ E of US 501	2200	--	--	0.73%	2600
	US 501 @ S of Morehead St	22200	-0.51%	1.19%	1.18%	29100
	W. Morehead St @ W of US 501	1800	--	--	1.07%	2300
16	US 501 @ N of Oak St	23300	2.19%	1.17%	1.16%	30400
	Oak St @ E of US 501	400	--	--	0.97%	500
	US 501 @ S of Oak St	22700	--	1.19%	1.19%	29800
	N. Morgan St @ W of US 501	1200	--	0.88%	0.97%	1500
17	US 501 @ N of Ivey St	22700	--	1.17%	1.18%	29700
	Ivey St @ E of US 501	400	--	--	0.97%	500
	US 501 @ S of Ivey St	23300	2.19%	1.17%	1.16%	30400
	Ivey St @ W of US 501	1400	--	--	0.58%	1600
18	US 501 @ N of Walker St	21700	--	1.17%	1.16%	28300
	Walker St @ E of US 501	1600	--	--	0.51%	1800
	US 501 @ S of Walker St	22700	--	1.17%	1.18%	29700
	Walker St @ W of US 501	1000	--	--	0.80%	1200
19	US 501 @ N of Clayton Ave	21400	2.16%	1.29%	1.24%	28400
	Clayton Ave @ E of US 501	1100	--	0.77%	0.73%	1300
	US 501 @ S of Clayton Ave	21700	--	1.17%	1.16%	28300
	Clayton Ave @ W of US 501	800	--	1.18%	0.97%	1000
20	US 501 @ N of Carver Dr	14000	-1.07%	1.14%	1.15%	18200
	Carver Dr @ E of US 501	2100	--	2.88%	2.84%	4000
	US 501 @ S of Carver Dr	17100	2.16%	1.29%	1.30%	23000
	Carver Dr @ W of US 501	6800	--	1.55%	1.60%	9800
21	US 501 (NC 49) @ N of N. Main St	8500	-0.56%	0.95%	0.96%	10600
	N Main St @ E of US 501	3400	-3.96%	1.01%	0.92%	4200
	US 501 (NC 49) @ S of N. Main St	13200	-1.07%	1.14%	1.13%	17100
	Boston Rd @ W of US 501	8300	-1.87%	1.18%	1.19%	10900

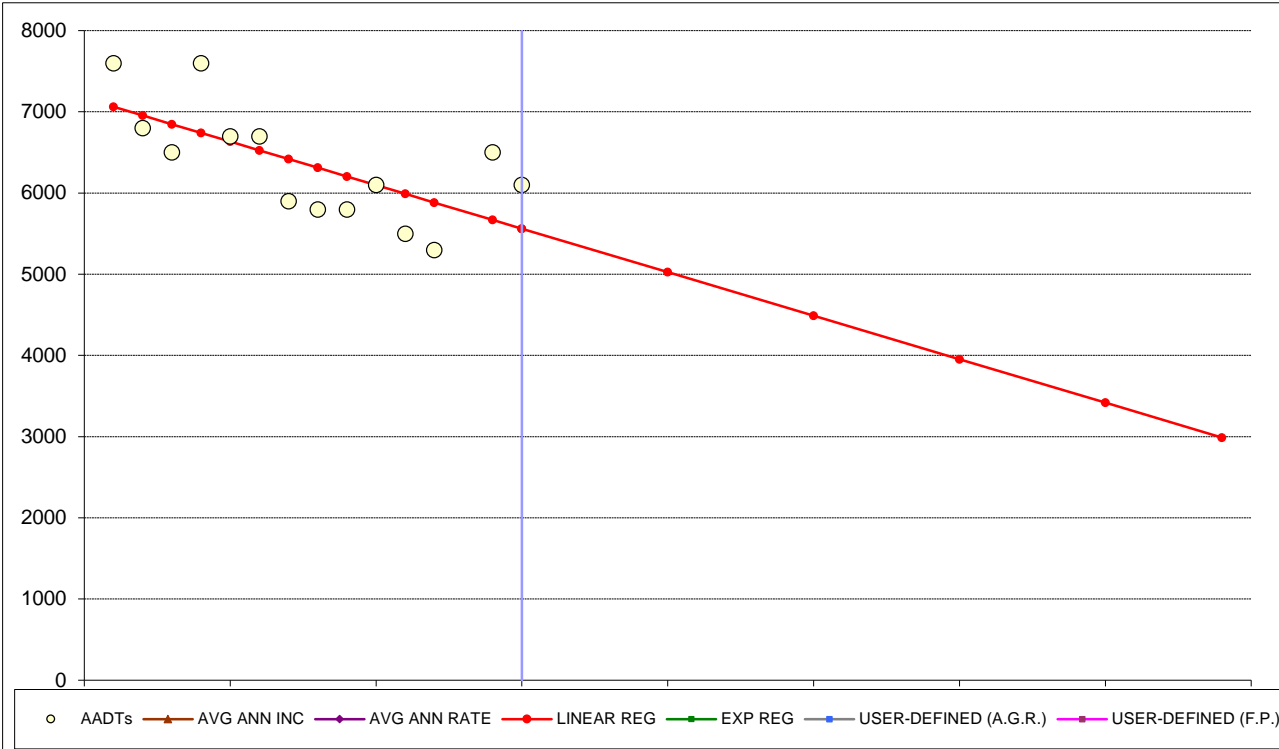
Table A-8 – Future Year 2040 Build Traffic Forecast

Intersection #	Leg (Location)	Traffic Forecast - 2040 NoBuild	Applied Diversion Rate	Traffic Forecast - 2040 Build
1	US 501 @ N of US 158 (Oxford Rd)	36300	0.00%	36300
	US 158 (Oxford Rd) @ E of US 501	7100	0.00%	7100
	US 501 @ S of US 158 (Oxford Rd)	30100	0.00%	30100
	Garrett St @ W of US 501	900	0.00%	900
2	US 501 @ N of Kirby St	36000	0.00%	36000
	US 501 @ S of Kirby St	36300	0.00%	36300
	Kirby St @ W US 501	900	0.00%	900
3	US 501 @ N of Hester St	36100	0.00%	36100
	Hester St @ E of US 501	500	0.00%	500
	US 501 @ S of Hester St	36000	0.00%	36000
4	US 501 @ N of S. Foushee St	34500	0.00%	34500
	S Foushee St @ E of US 501	3200	0.00%	3200
	US 501 @ S of S. Foushee St	36100	0.00%	36100
5	US 501 @ N of NC 157 (Hurdle Mills Rd)	38100	0.00%	38100
	US 501 @ S of NC 157 (Hurdle Mills Rd)	34500	0.00%	34500
	NC 157 (Hurdle Mills Rd) @ W of US 501	5800	3.45%	6000
6	US 501 @ N of SR 1152 (Johnston St)	30500	10.49%	33700
	S. Main St @ E of US 501	4300	-4.65%	4100
	US 501 @ S of SR 1152 (Johnston St)	38100	0.00%	38100
	SR 1152 (Johnston St) @ W of US 501	5700	-80.70%	1100
7	US 501 @ N of Trotter St	30500	6.89%	32600
	US 501 @ S of Trotter St	30500	10.49%	33700
	Trotter St @ W of US 501	400	375.00%	1900
8	US 501 @ N of S. Lamar St	29700	7.07%	31800
	S. Lamar St @ E of US 501	1000	0.00%	1000
	US 501 @ S of S. Lamar St	30500	6.89%	32600
9	US 501 @ N of Harris St	29800	3.36%	30800
	US 501 @ S of Harris St	29700	7.07%	31800
	Harris St @ W of US 501	100	1500.00%	1600
10	US 501 @ N of W. Barden St	30600	0.00%	30600
	W. Barden St @ E of US 501	2100	9.52%	2300
	US 501 @ S of W. Barden St	29800	3.36%	30800
	W. Barden St @ W of US 501	1900	73.68%	3300
11	US 501 @ N of US 158 (Long Ave)	27700	-0.72%	27500
	US 501 @ S of US 158 (Long Ave)	29800	0.00%	29800
	US 158 (Long Ave) @ W of US 501	8300	2.41%	8500
12	US 501 @ N of Gordon St	27100	-1.48%	26700
	Gordon St @ E of US 501	1900	10.53%	2100
	US 501 @ S of Gordon St	27700	-0.72%	27500
	Gordon St @ W of US 501	900	66.67%	1500
13	US 501 @ N of NC 57 (Court St)	29000	-2.07%	28400
	NC 57 (Court St) @ E of US 501	2500	-12.00%	2200
	US 501 @ S of NC 57 (Court St)	27100	-1.48%	26700
	NC 57 (Leasburg Rd) @ W of US 501	7800	-26.92%	5700
14	US 501 @ N of Reams Ave	29100	-0.69%	28900
	Reams Ave @ E of US 501	2500	8.00%	2700
	US 501 @ S of Reams Ave	29000	-2.07%	28400
	Reams Ave @ W of US 501	3200	25.00%	4000
15	US 501 @ N of Morehead St	29400	-0.34%	29300
	Morehead St @ E of US 501	2600	0.00%	2600
	US 501 @ S of Morehead St	29100	-0.69%	28900
	W. Morehead St @ W of US 501	2300	13.04%	2600
16	US 501 @ N of Oak St	30400	0.00%	30400
	Oak St @ E of US 501	500	0.00%	500
	US 501 @ S of Oak St	29800	-0.34%	29700
	N. Morgan St @ W of US 501	1500	6.67%	1600
17	US 501 @ N of Ivey St	29700	0.00%	29700
	Ivey St @ E of US 501	500	0.00%	500
	US 501 @ S of Ivey St	30400	0.00%	30400
	Ivey St @ W of US 501	1600	0.00%	1600
18	US 501 @ N of Walker St	28300	0.00%	28300
	Walker St @ E of US 501	1800	0.00%	1800
	US 501 @ S of Walker St	29700	0.00%	29700
	Walker St @ W of US 501	1200	0.00%	1200
19	US 501 @ N of Clayton Ave	28400	0.00%	28400
	Clayton Ave @ E of US 501	1300	0.00%	1300
	US 501 @ S of Clayton Ave	28300	0.00%	28300
	Clayton Ave @ W of US 501	1000	0.00%	1000
20	US 501 @ N of Carver Dr	18200	0.00%	18200
	Carver Dr @ E of US 501	4000	0.00%	4000
	US 501 @ S of Carver Dr	23000	0.00%	23000
	Carver Dr @ W of US 501	9800	0.00%	9800
21	US 501 (NC 49) @ N of N. Main St	10600	0.00%	10600
	N Main St @ E of US 501	4200	0.00%	4200
	US 501 (NC 49) @ S of N. Main St	17100	0.00%	17100
	Boston Rd @ W of US 501	10900	0.00%	10900

APPENDIX B – AADT TREND ANALYSIS

AADT TREND ANALYSIS

#1 -- US 158 (Old Durham Rd) @ E of US 501



HISTORIC DATA		STATISTICAL RESULTS	
Year	AADT	AVG ANN INC:	- 107
2001	7600	AVG ANN RATE:	- 1.6%
2002	6800	LINEAR REG:	- 107
2003	6500	EXPONENTIAL REG:	- 1.6%
2004	7600		
2005	6700	R-SQUARED	
2006	6700	LINEAR:	0.4566
2007	5900	EXPONENTIAL:	0.4507
2008	5800		
2009	5800		
2010	6100	NUMBER OF DATA POINTS:	
2011	5500		14
2012	5300		
2014	6500		
2015	6100		
USER-DEFINED GROWTH:			
Base Year:		2015	
Future Year:		2039	
Base AADT:		6100	
Growth Rate:		-2.93%	
Future AADT:		2988	
Future Projection:		2,988	
Average Rate:	Growth	-2.9%	

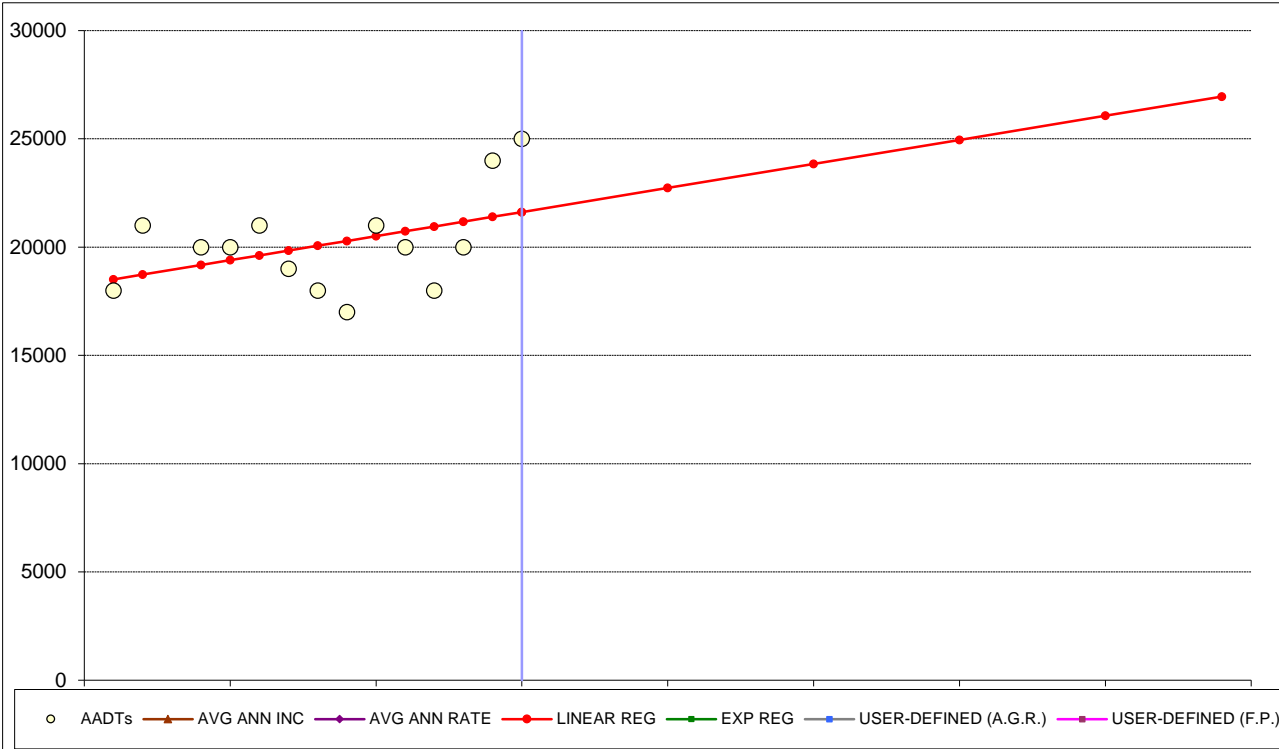
SHOW HISTORIC DATA:	SHOW FUTURE DATA:	SHOW STATION #:
<input type="checkbox"/> AVG ANN INC	<input type="checkbox"/> AVG ANN INC	1- US 158 (Old Durham Rd) @ E of US 501
<input type="checkbox"/> AVG ANN RATE	<input type="checkbox"/> AVG ANN RATE	FUT YRS:
<input type="checkbox"/> LINEAR REGRESSION	<input checked="" type="checkbox"/> LINEAR REGRESSION	#1
<input type="checkbox"/> EXPONENTIAL REGRESSION	<input type="checkbox"/> EXPONENTIAL REGRESSION	#2
	<input type="checkbox"/> USER-DEFINED (A. G. R.)	#3
<input checked="" type="checkbox"/> HISTORIC DATA	<input type="checkbox"/> USER-DEFINED (FUT PROJ)	#4
NORTH CAROLINA DEPARTMENT OF TRANSPORTATION / TRANSP. PLANNING BRANCH		#5
		2015
		2020
		2025
		2030
		2035
		2039

FUTURE PROJECTIONS:				
Avg Ann Inc	Avg Ann Rate	Linear Reg	Exp Reg	User Defined
6100	6100	5561	5591	2015
5564	5639	5025	5146	5257
5029	5213	4489	4737	4531
4493	4820	3953	4361	3905
3957	4456	3417	4015	3365
3529	4184	2988	3757	2988

TIP #
COUNTY NAME

AADT TREND ANALYSIS

#2 -- US 501 @ S of US 158 (Old Durham Rd)



HISTORIC DATA		STATISTICAL RESULTS	
Year	AADT	AVG ANN INC:	500
2001	18000	AVG ANN RATE:	2.4%
2002	21000	LINEAR REG:	222
2004	20000	EXPONENTIAL REG:	1.0%
2005	20000		
2006	21000	R-SQUARED	
2007	19000	LINEAR:	0.1904
2008	18000	EXPONENTIAL:	0.1698
2009	17000		
2010	21000		
2011	20000	NUMBER OF DATA POINTS:	
2012	18000		14
2013	20000		
2014	24000		
2015	25000		
USER-DEFINED GROWTH:			
Base Year:		2015	
Future Year:		2039	
Base AADT:		25000	
Growth Rate:		0.31%	
Future AADT:		26954	
Future Projection:		26,954	
Average Growth Rate:		0.3%	

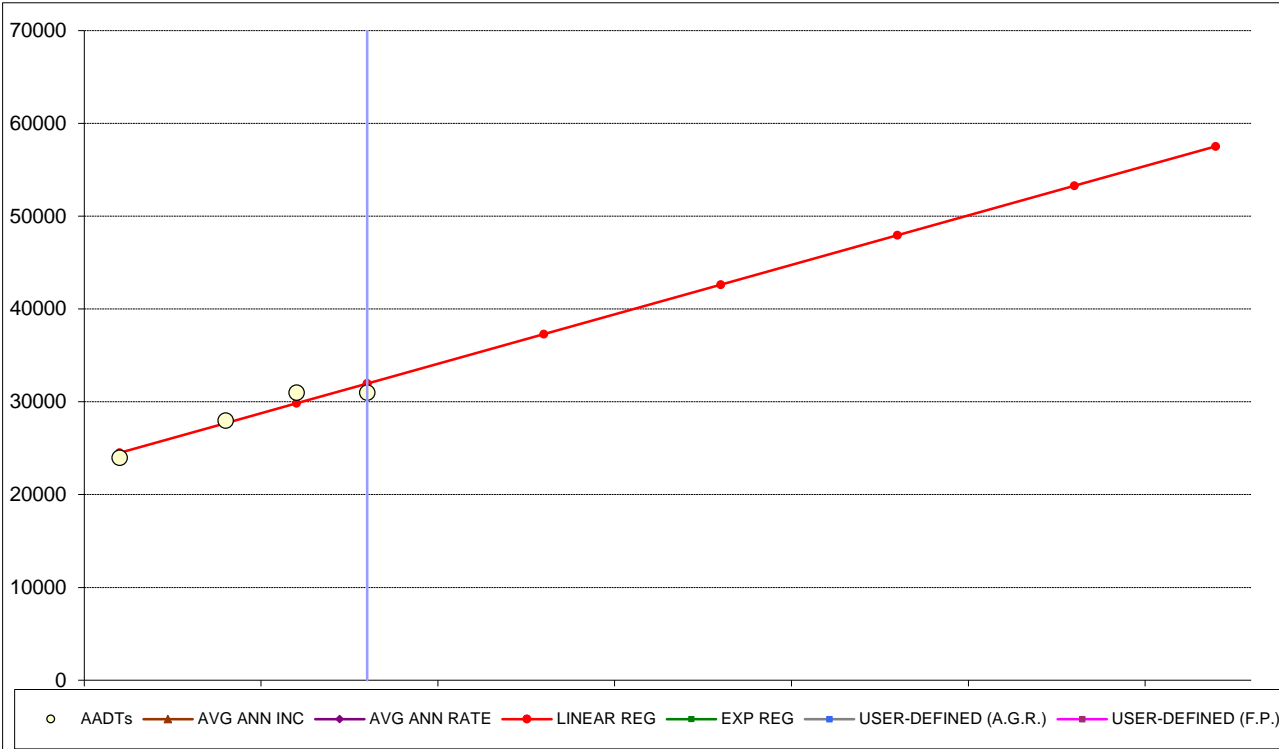
SHOW HISTORIC DATA:	SHOW FUTURE DATA:	SHOW STATION #:
<input type="checkbox"/> AVG ANN INC	<input type="checkbox"/> AVG ANN INC	2- US 501 @ S of US 158 (Old Durham Rd)
<input type="checkbox"/> AVG ANN RATE	<input type="checkbox"/> AVG ANN RATE	FUT YRS:
<input type="checkbox"/> LINEAR REGRESSION	<input checked="" type="checkbox"/> LINEAR REGRESSION	#1 2020
<input type="checkbox"/> EXPONENTIAL REGRESSION	<input type="checkbox"/> EXPONENTIAL REGRESSION	#2 2025
	<input type="checkbox"/> USER-DEFINED (A. G. R.)	#3 2030
<input checked="" type="checkbox"/> HISTORIC DATA	<input type="checkbox"/> USER-DEFINED (FUT PROJ)	#4 2035
NORTH CAROLINA DEPARTMENT OF TRANSPORTATION / TRANSP. PLANNING BRANCH		#5 2039

FUTURE PROJECTIONS:				
Avg Ann Inc	Avg Ann Rate	Linear Reg	Exp Reg	User Defined
25000	25000	21619	21423	2015
27500	28112	22731	22534	25395
30000	31612	23842	23702	25796
32500	35547	24954	24931	26204
35000	39972	26065	26224	26618
37000	43905	26954	27307	26954

TIP #
COUNTY NAME

AADT TREND ANALYSIS

#3 -- US 501 @ N of Kirby St



HISTORIC DATA		STATISTICAL RESULTS	
Year	AADT	AVG ANN INC:	1000
2008	24000	AVG ANN RATE:	3.7%
2011	28000	LINEAR REG:	1065
2013	31000	EXPONENTIAL REG:	3.9%
2015	31000		
R-SQUARED			
		LINEAR:	0.9201
		EXPONENTIAL:	0.9147
NUMBER OF DATA POINTS:			
4			
USER-DEFINED GROWTH:			
Base Year:			2015
Future Year:			2039
Base AADT:			31000
Growth Rate:			2.61%
Future AADT:			57533
Future Projection:			57,533
Average Rate:	Growth		2.6%

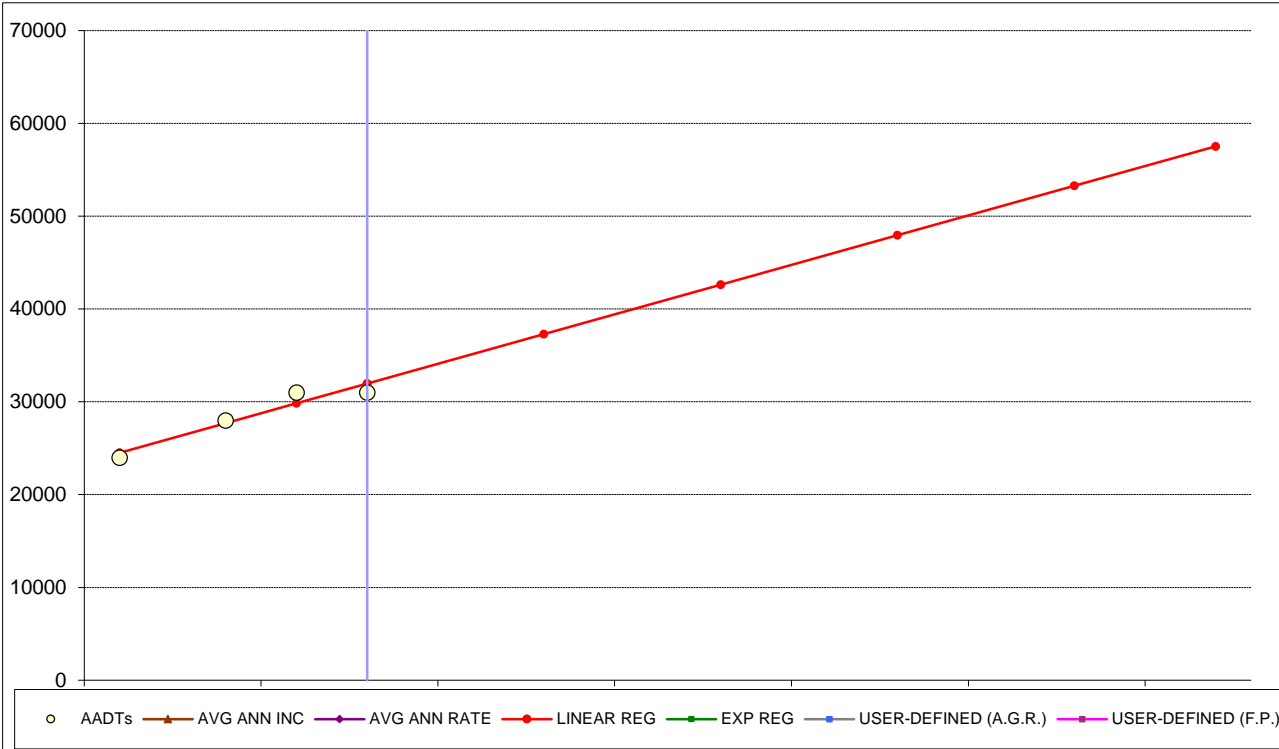
SHOW HISTORIC DATA:	SHOW FUTURE DATA:	SHOW STATION #:
<input type="checkbox"/> AVG ANN INC	<input type="checkbox"/> AVG ANN INC	3- US 501 @ N of Kirby St
<input type="checkbox"/> AVG ANN RATE	<input type="checkbox"/> AVG ANN RATE	FUT YRS:
<input type="checkbox"/> LINEAR REGRESSION	<input checked="" type="checkbox"/> LINEAR REGRESSION	#1 2020
<input type="checkbox"/> EXPONENTIAL REGRESSION	<input type="checkbox"/> EXPONENTIAL REGRESSION	#2 2025
	<input type="checkbox"/> USER-DEFINED (A. G. R.)	#3 2030
<input checked="" type="checkbox"/> HISTORIC DATA	<input type="checkbox"/> USER-DEFINED (FUT PROJ)	#4 2035
NORTH CAROLINA DEPARTMENT OF TRANSPORTATION / TRANSP. PLANNING BRANCH		#5 2039

FUTURE PROJECTIONS:				
Avg Ann Inc	Avg Ann Rate	Linear Reg	Exp Reg	User Defined
31000	31000	31963	32151	2015
36000	37218	37290	39021	35262
41000	44684	42617	47359	40111
46000	53646	47944	57479	45625
51000	64407	53271	69762	51899
55000	74550	57533	81452	57533

TIP #
COUNTY NAME

AADT TREND ANALYSIS

#4 -- US 501 @ S of Hester St



HISTORIC DATA		STATISTICAL RESULTS	
Year	AADT	AVG ANN INC:	1000
2008	24000	AVG ANN RATE:	3.7%
2011	28000	LINEAR REG:	1065
2013	31000	EXPONENTIAL REG:	3.9%
2015	31000		
R- SQUARED			
		LINEAR:	0.9201
		EXPONENTIAL:	0.9147
NUMBER OF DATA POINTS:			
4			
USER-DEFINED GROWTH:			
Base Year:			2015
Future Year:			2039
Base AADT:			31000
Growth Rate:			2.61%
Future AADT:			57533
Future Projection:			57,533
Average Rate:	Growth		2.6%

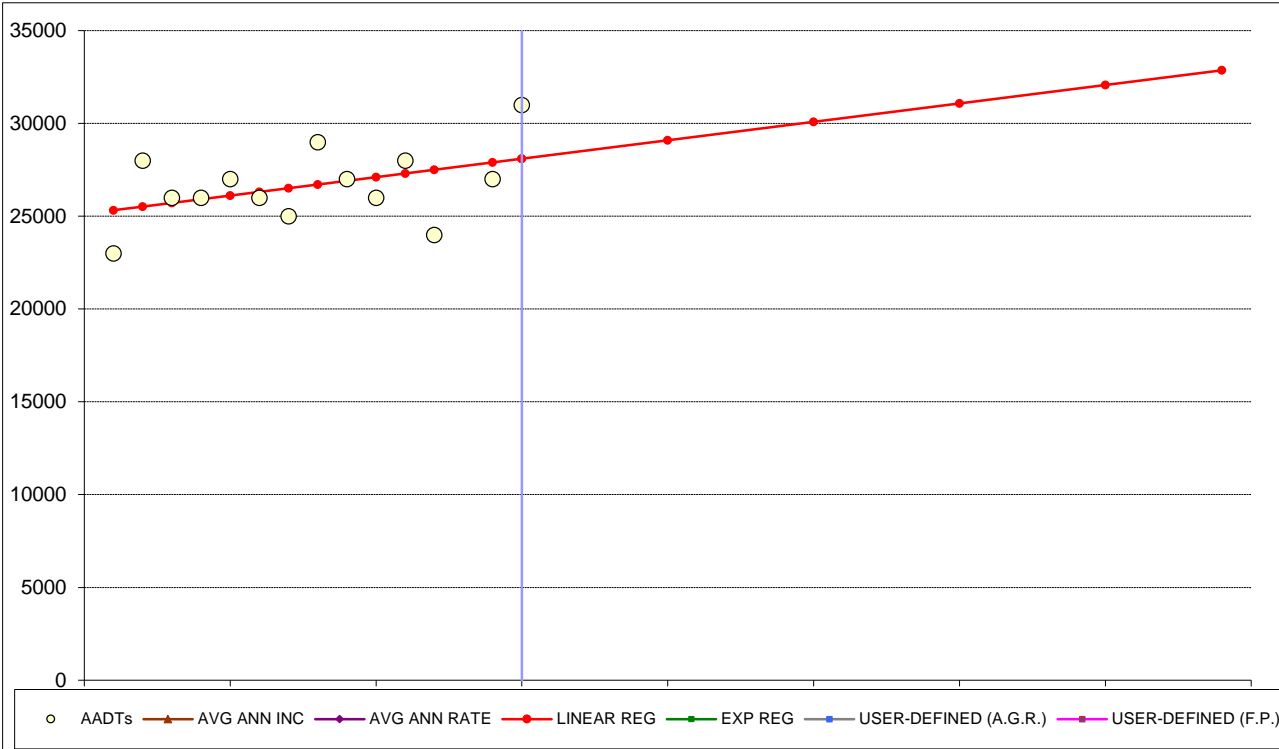
SHOW HISTORIC DATA:	SHOW FUTURE DATA:	SHOW STATION #:
<input type="checkbox"/> AVG ANN INC	<input type="checkbox"/> AVG ANN INC	4- US 501 @ S of Hester St
<input type="checkbox"/> AVG ANN RATE	<input type="checkbox"/> AVG ANN RATE	FUT YRS:
<input type="checkbox"/> LINEAR REGRESSION	<input checked="" type="checkbox"/> LINEAR REGRESSION	#1 2020
<input type="checkbox"/> EXPONENTIAL REGRESSION	<input type="checkbox"/> EXPONENTIAL REGRESSION	#2 2025
	<input type="checkbox"/> USER-DEFINED (A. G. R.)	#3 2030
<input checked="" type="checkbox"/> HISTORIC DATA	<input type="checkbox"/> USER-DEFINED (FUT PROJ)	#4 2035
NORTH CAROLINA DEPARTMENT OF TRANSPORTATION / TRANSP. PLANNING BRANCH		#5 2039

FUTURE PROJECTIONS:				
Avg Ann Inc	Avg Ann Rate	Linear Reg	Exp Reg	User Defined
31000	31000	31963	32151	2015
36000	37218	37290	39021	35262
41000	44684	42617	47359	40111
46000	53646	47944	57479	45625
51000	64407	53271	69762	51899
55000	74550	57533	81452	57533

TIP #
COUNTY NAME

AADT TREND ANALYSIS

#5 -- US 501 @ N of S. Foushee St



HISTORIC DATA		STATISTICAL RESULTS	
Year	AADT	AVG ANN INC:	571
2001	23000	AVG ANN RATE:	2.2%
2002	28000	LINEAR REG:	198
2003	26000	EXPONENTIAL REG:	0.7%
2004	26000		
2005	27000	R-SQUARED	
2006	26000	LINEAR:	0.1871
2007	25000	EXPONENTIAL:	0.1807
2008	29000		
2009	27000		
2010	26000	NUMBER OF DATA POINTS:	
2011	28000		14
2012	24000		
2014	27000		
2015	31000		
USER-DEFINED GROWTH:			
Base Year:		2015	
Future Year:		2039	
Base AADT:		31000	
Growth Rate:		0.24%	
Future AADT:		32861	
Future Projection:		32,861	
Average Rate:	Growth	0.2%	

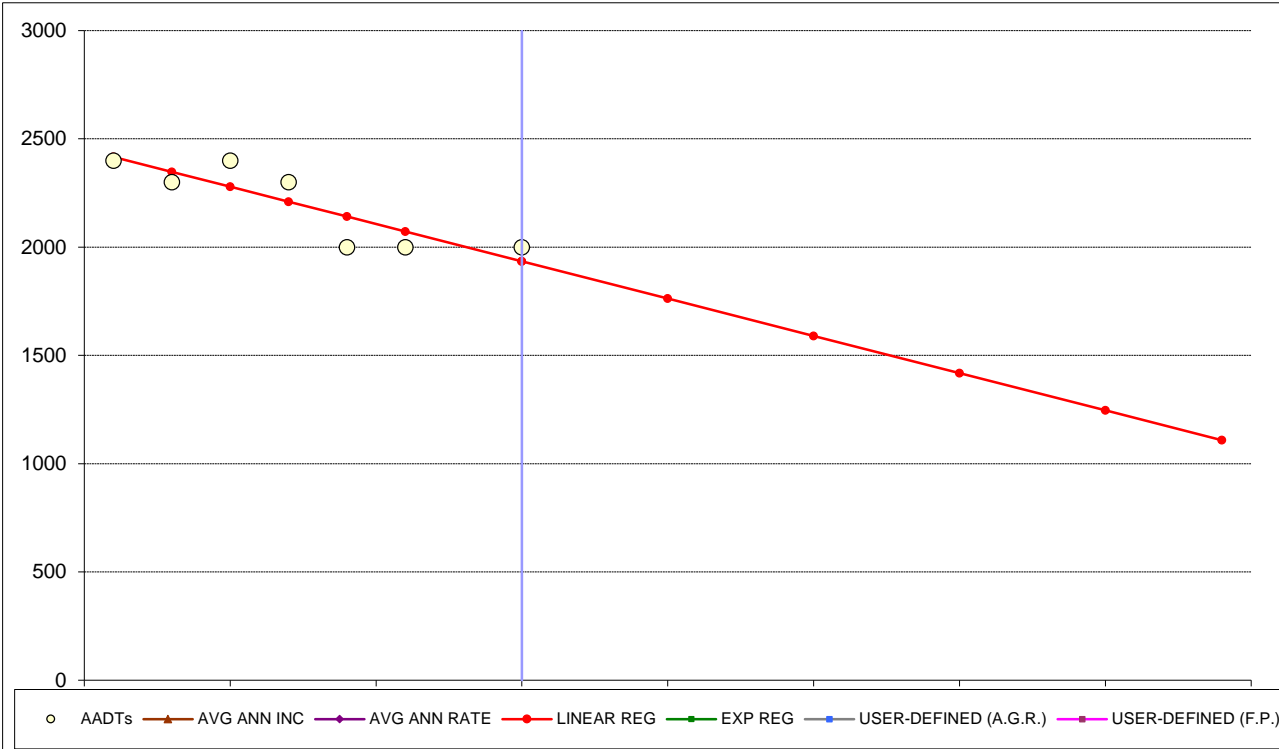
SHOW HISTORIC DATA:	SHOW FUTURE DATA:	SHOW STATION #:
<input type="checkbox"/> AVG ANN INC	<input type="checkbox"/> AVG ANN INC	5- US 501 @ N of S. Foushee St
<input type="checkbox"/> AVG ANN RATE	<input type="checkbox"/> AVG ANN RATE	FUT YRS:
<input type="checkbox"/> LINEAR REGRESSION	<input checked="" type="checkbox"/> LINEAR REGRESSION	#1 2020
<input type="checkbox"/> EXPONENTIAL REGRESSION	<input type="checkbox"/> EXPONENTIAL REGRESSION	#2 2025
	<input type="checkbox"/> USER-DEFINED (A. G. R.)	#3 2030
<input checked="" type="checkbox"/> HISTORIC DATA	<input type="checkbox"/> USER-DEFINED (FUT PROJ)	#4 2035
NORTH CAROLINA DEPARTMENT OF TRANSPORTATION / TRANSP. PLANNING BRANCH		#5 2039

FUTURE PROJECTIONS:				
Avg Ann Inc	Avg Ann Rate	Linear Reg	Exp Reg	User Defined
31000	31000	28102	28036	2015
33857	34487	29093	29077	31379
36714	38367	30085	30156	31762
39571	42683	31076	31276	32151
42429	47485	32068	32437	32543
44714	51712	32861	33397	32861

TIP #
COUNTY NAME

AADT TREND ANALYSIS

#6 -- S Foushee St @ E of US 501



HISTORIC DATA		STATISTICAL RESULTS	
Year	AADT	AVG ANN INC:	- 29
2001	2400	AVG ANN RATE:	- 1.3%
2003	2300	LINEAR REG:	- 34
2005	2400	EXPONENTIAL REG:	- 1.6%
2007	2300		
2009	2000	R-SQUARED	
2011	2000	LINEAR:	0.7511
2015	2000	EXPONENTIAL:	0.7514

NUMBER OF DATA POINTS:
7

USER-DEFINED GROWTH:	
Base Year:	2015
Future Year:	2039
Base AADT:	2000
Growth Rate:	-2.43%
Future AADT:	1108
Future Projection:	1,108
Average Growth Rate:	-2.4%

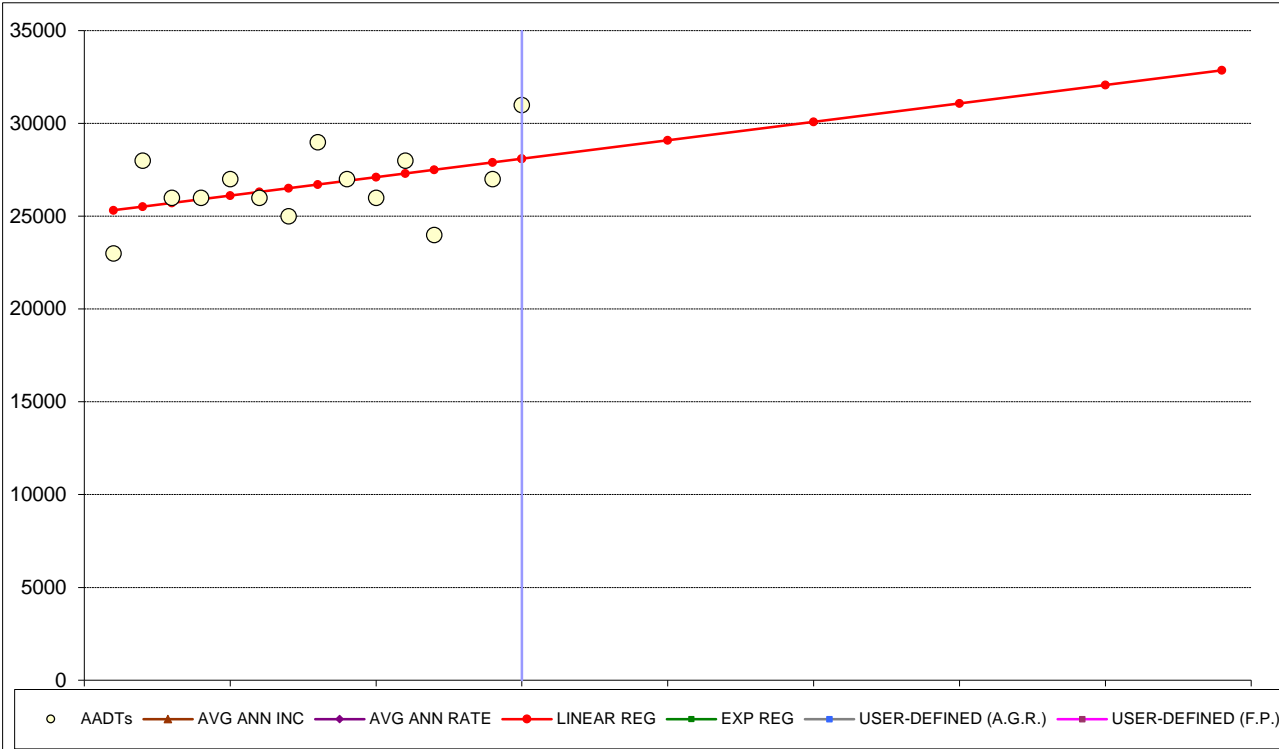
SHOW HISTORIC DATA:	SHOW FUTURE DATA:	SHOW STATION #:
<input type="checkbox"/> AVG ANN INC	<input type="checkbox"/> AVG ANN INC	6- S Foushee St @ E of US 501
<input type="checkbox"/> AVG ANN RATE	<input type="checkbox"/> AVG ANN RATE	FUT YRS:
<input type="checkbox"/> LINEAR REGRESSION	<input checked="" type="checkbox"/> LINEAR REGRESSION	#1 2020
<input type="checkbox"/> EXPONENTIAL REGRESSION	<input type="checkbox"/> EXPONENTIAL REGRESSION	#2 2025
	<input type="checkbox"/> USER-DEFINED (A. G. R.)	#3 2030
<input checked="" type="checkbox"/> HISTORIC DATA	<input type="checkbox"/> USER-DEFINED (FUT PROJ)	#4 2035
NORTH CAROLINA DEPARTMENT OF TRANSPORTATION / TRANSP. PLANNING BRANCH		#5 2039

FUTURE PROJECTIONS:				
Avg Ann Inc	Avg Ann Rate	Linear Reg	Exp Reg	User Defined
2000	2000	1934	1941	2015
1857	1874	1762	1794	1769
1714	1756	1590	1658	1564
1571	1645	1418	1532	1383
1429	1541	1246	1416	1223
1314	1463	1108	1329	1108

TIP #
COUNTY NAME

AADT TREND ANALYSIS

#7 -- US 501 @ S of NC 157 (Hurdle Mills Rd)



HISTORIC DATA		STATISTICAL RESULTS	
Year	AADT	AVG ANN INC:	571
2001	23000	AVG ANN RATE:	2.2%
2002	28000	LINEAR REG:	198
2003	26000	EXPONENTIAL REG:	0.7%
2004	26000		
2005	27000	R-SQUARED	
2006	26000	LINEAR:	0.1871
2007	25000	EXPONENTIAL:	0.1807
2008	29000		
2009	27000		
2010	26000	NUMBER OF DATA POINTS:	
2011	28000		14
2012	24000		
2014	27000		
2015	31000	USER-DEFINED GROWTH:	
		Base Year:	2015
		Future Year:	2039
		Base AADT:	31000
		Growth Rate:	0.24%
		Future AADT:	32861
		Future Projection:	32,861
		Average Growth Rate:	0.2%

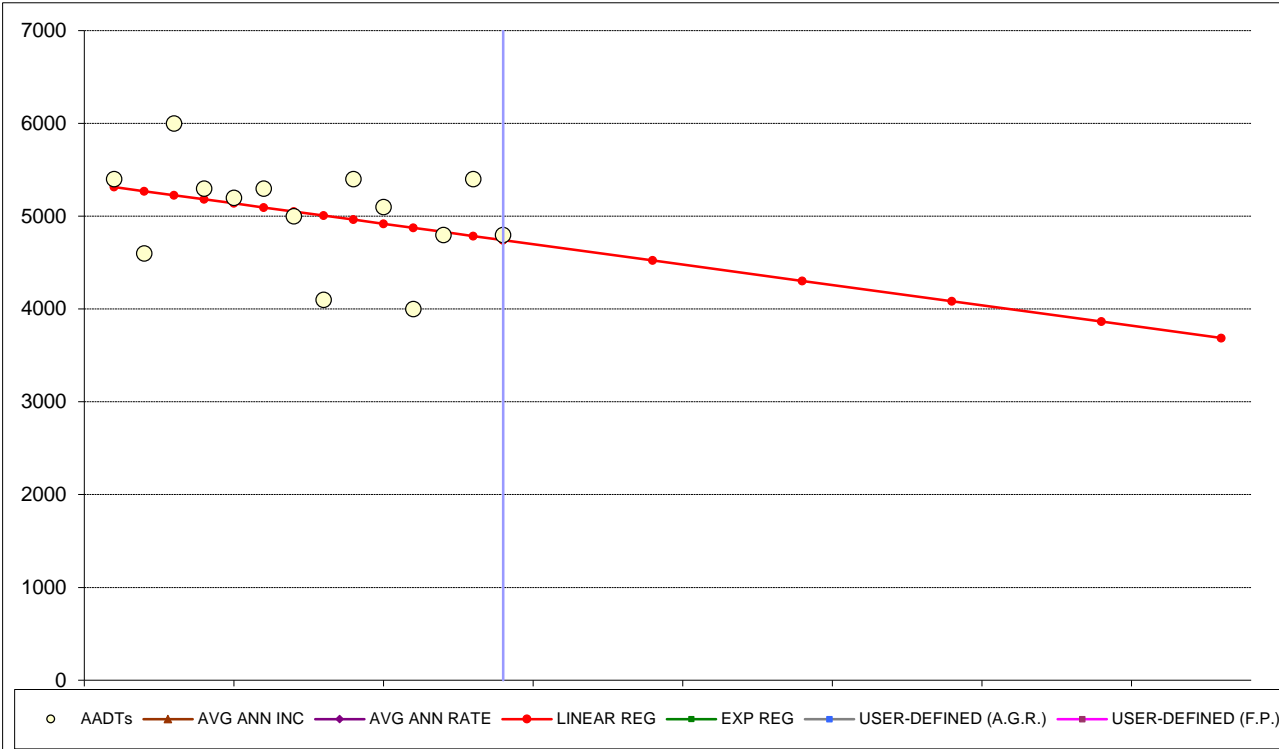
SHOW HISTORIC DATA:	SHOW FUTURE DATA:	SHOW STATION #:
<input type="checkbox"/> AVG ANN INC	<input type="checkbox"/> AVG ANN INC	7- US 501 @ S of NC 157 (Hurdle Mills Rd)
<input type="checkbox"/> AVG ANN RATE	<input type="checkbox"/> AVG ANN RATE	FUT YRS:
<input type="checkbox"/> LINEAR REGRESSION	<input checked="" type="checkbox"/> LINEAR REGRESSION	#1 2020
<input type="checkbox"/> EXPONENTIAL REGRESSION	<input type="checkbox"/> EXPONENTIAL REGRESSION	#2 2025
	<input type="checkbox"/> USER-DEFINED (A. G. R.)	#3 2030
<input checked="" type="checkbox"/> HISTORIC DATA	<input type="checkbox"/> USER-DEFINED (FUT PROJ)	#4 2035
NORTH CAROLINA DEPARTMENT OF TRANSPORTATION / TRANSP. PLANNING BRANCH		#5 2039

FUTURE PROJECTIONS:				
Avg Ann Inc	Avg Ann Rate	Linear Reg	Exp Reg	User Defined
31000	31000	28102	28036	2015
33857	34487	29093	29077	31379
36714	38367	30085	30156	31762
39571	42683	31076	31276	32151
42429	47485	32068	32437	32543
44714	51712	32861	33397	32861

TIP #
COUNTY NAME

AADT TREND ANALYSIS

#8 -- NC 157 (Hurdle Mills Rd) @ W of US 501



HISTORIC DATA		STATISTICAL RESULTS	
Year	AADT	AVG ANN INC:	- 46
2002	5400	AVG ANN RATE:	- 0. 9%
2003	4600	LINEAR REG:	- 44
2004	6000	EXPONENTIAL REG:	- 0. 9%
2005	5300		
2006	5200	R- SQUARED	
2007	5300	LINEAR:	0. 1173
2008	5000	EXPONENTIAL:	0. 1096
2009	4100		
2010	5400		
2011	5100	NUMBER OF DATA POINTS:	
2012	4000		14
2013	4800		
2014	5400		
2015	4800		
		USER-DEFINED GROWTH:	
		Base Year:	2015
		Future Year:	2039
		Base AADT:	4800
		Growth Rate:	- 1. 09%
		Future AADT:	3688
		Future Projection:	3, 688
		Average Growth Rate:	- 1. 1%

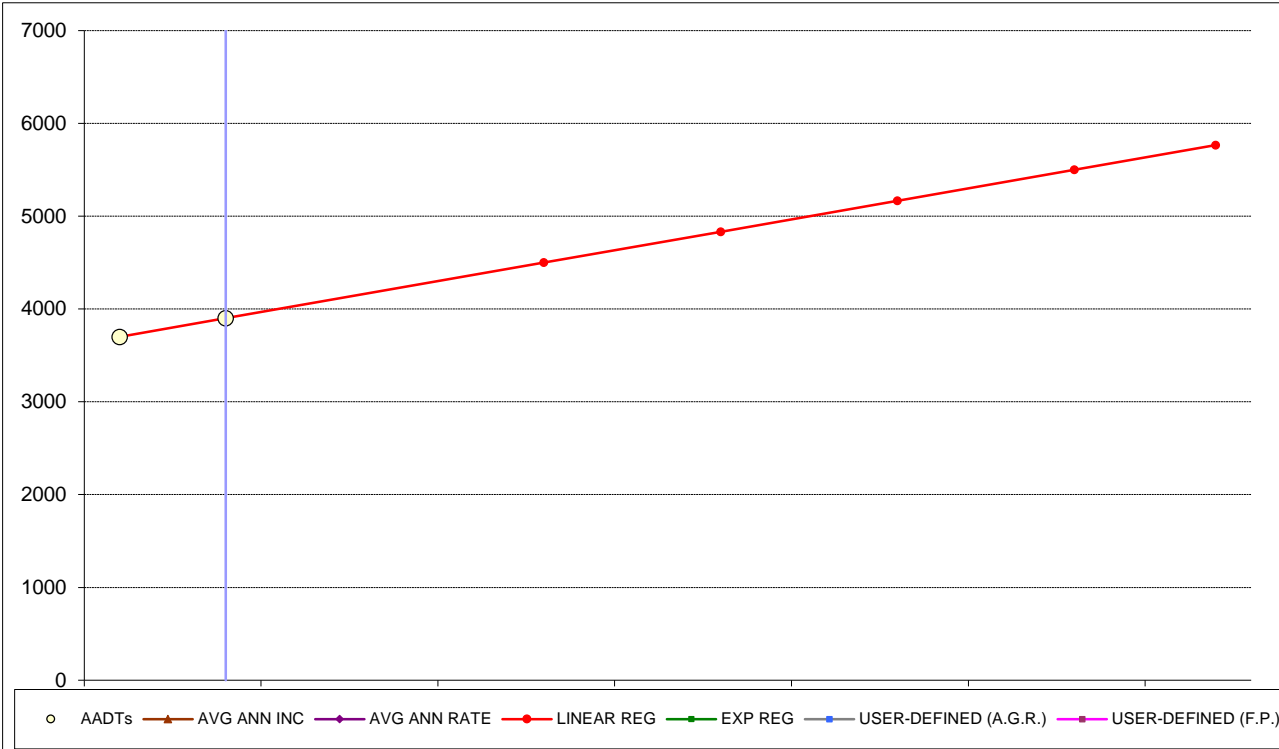
SHOW HISTORIC DATA:	SHOW FUTURE DATA:	SHOW STATION #:
<input type="checkbox"/> AVG ANN INC	<input type="checkbox"/> AVG ANN INC	8- NC 157 (Hurdle Mills Rd) @ W of US 501
<input type="checkbox"/> AVG ANN RATE	<input type="checkbox"/> AVG ANN RATE	FUT YRS:
<input type="checkbox"/> LINEAR REGRESSION	<input checked="" type="checkbox"/> LINEAR REGRESSION	#1
<input type="checkbox"/> EXPONENTIAL REGRESSION	<input type="checkbox"/> EXPONENTIAL REGRESSION	#2
	<input type="checkbox"/> USER-DEFINED (A. G. R.)	#3
<input checked="" type="checkbox"/> HISTORIC DATA	<input type="checkbox"/> USER-DEFINED (FUT PROJ)	#4
NORTH CAROLINA DEPARTMENT OF TRANSPORTATION / TRANSP. PLANNING BRANCH		#5
		2015
		2020
		2025
		2030
		2035
		2039

FUTURE PROJECTIONS:				
Avg Ann Inc	Avg Ann Rate	Linear Reg	Exp Reg	User Defined
4800	4800	4743	4724	2015
4569	4587	4523	4522	4544
4338	4384	4303	4328	4301
4108	4190	4084	4142	4071
3877	4004	3864	3965	3854
3692	3862	3688	3828	3688

TIP #
COUNTY NAME

AADT TREND ANALYSIS

#9 -- S. Main St @ E of US 501



HISTORIC DATA		STATISTICAL RESULTS	
Year	AADT	AVG ANN INC:	67
2008	3700	AVG ANN RATE:	1.8%
2011	3900	LINEAR REG:	67
		EXPONENTIAL REG:	1.8%
R-SQUARED			
		LINEAR:	1.0000
		EXPONENTIAL:	1.0000
NUMBER OF DATA POINTS:			
			2
USER-DEFINED GROWTH:			
Base Year:			2011
Future Year:			2039
Base AADT:			3900
Growth Rate:			1.41%
Future AADT:			5767
Future Projection:			5,767
Average Rate:	Growth		1.4%

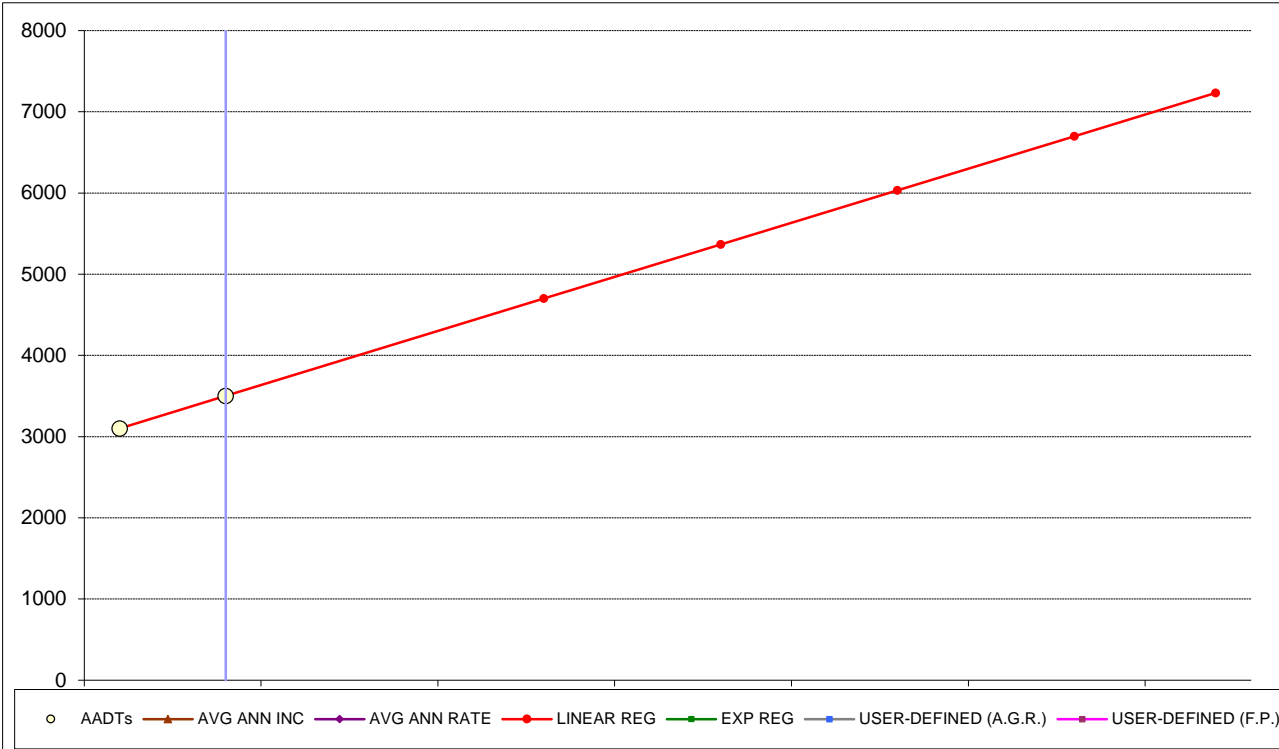
SHOW HISTORIC DATA:	SHOW FUTURE DATA:	SHOW STATION #:
<input type="checkbox"/> AVG ANN INC	<input type="checkbox"/> AVG ANN INC	9- S. Main St @ E of US 501
<input type="checkbox"/> AVG ANN RATE	<input type="checkbox"/> AVG ANN RATE	FUT YRS:
<input type="checkbox"/> LINEAR REGRESSION	<input checked="" type="checkbox"/> LINEAR REGRESSION	#1
<input type="checkbox"/> EXPONENTIAL REGRESSION	<input type="checkbox"/> EXPONENTIAL REGRESSION	#2
	<input type="checkbox"/> USER-DEFINED (A. G. R.)	#3
<input checked="" type="checkbox"/> HISTORIC DATA	<input type="checkbox"/> USER-DEFINED (FUT PROJ)	#4
NORTH CAROLINA DEPARTMENT OF TRANSPORTATION / TRANSP. PLANNING BRANCH		#5
		2011
		2020
		2025
		2030
		2035
		2039

FUTURE PROJECTIONS:				
Avg Ann Inc	Avg Ann Rate	Linear Reg	Exp Reg	User Defined
3900	3900	3900	3900	2011
4500	4567	4500	4567	4422
4833	4986	4833	4986	4742
5167	5443	5167	5443	5085
5500	5942	5500	5942	5453
5767	6375	5767	6375	5767

TIP #
COUNTY NAME

AADT TREND ANALYSIS

#10 -- SR 1152 (Johnston St) @ W of US 501



HISTORIC DATA		STATISTICAL RESULTS	
Year	AADT	AVG ANN INC:	133
2008	3100	AVG ANN RATE:	4.1%
2011	3500	LINEAR REG:	133
		EXPONENTIAL REG:	4.1%
R-SQUARED			
		LINEAR:	1.0000
		EXPONENTIAL:	1.0000
NUMBER OF DATA POINTS:			
			2
USER-DEFINED GROWTH:			
Base Year:			2011
Future Year:			2039
Base AADT:			3500
Growth Rate:			2.63%
Future AADT:			7233
Future Projection:			7,233
Average Rate:	Growth		2.6%

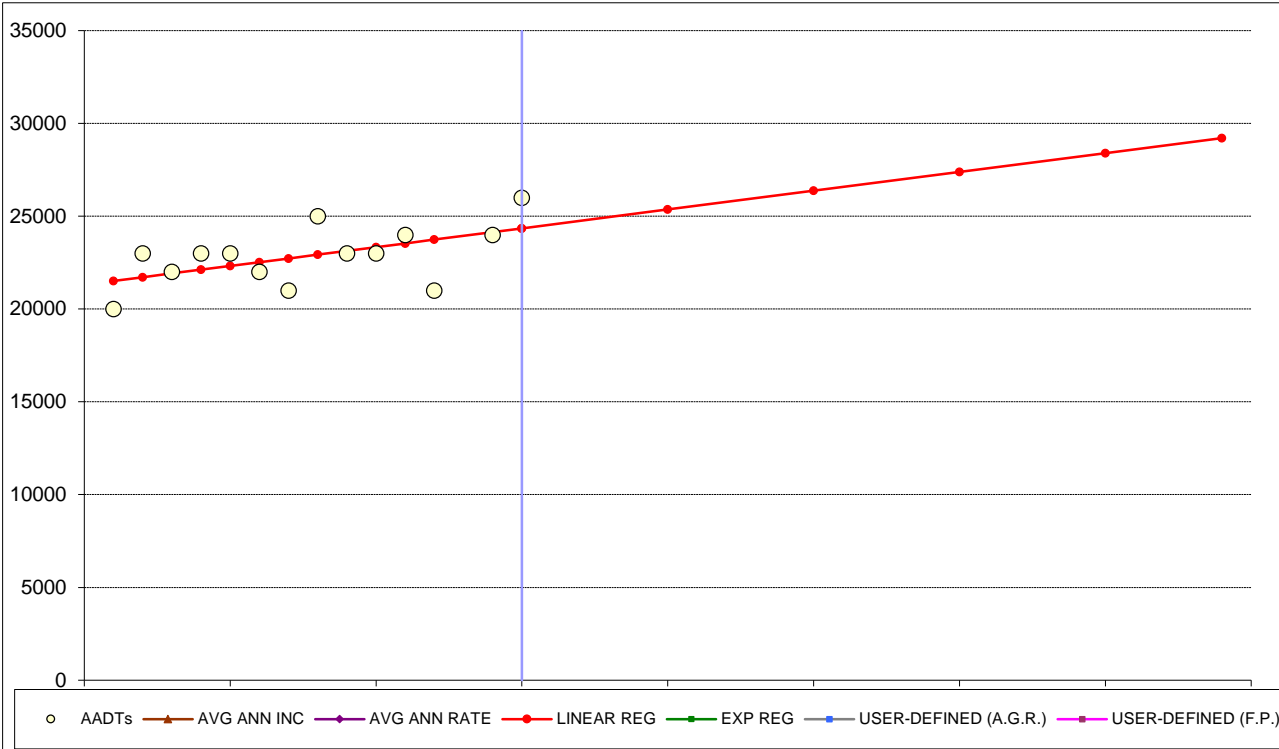
SHOW HISTORIC DATA:	SHOW FUTURE DATA:	SHOW STATION #:
<input type="checkbox"/> AVG ANN INC	<input type="checkbox"/> AVG ANN INC	10- SR 1152 (Johnston St) @ W of US 501
<input type="checkbox"/> AVG ANN RATE	<input type="checkbox"/> AVG ANN RATE	FUT YRS:
<input type="checkbox"/> LINEAR REGRESSION	<input checked="" type="checkbox"/> LINEAR REGRESSION	#1
<input type="checkbox"/> EXPONENTIAL REGRESSION	<input type="checkbox"/> EXPONENTIAL REGRESSION	#2
	<input type="checkbox"/> USER-DEFINED (A. G. R.)	#3
<input checked="" type="checkbox"/> HISTORIC DATA	<input type="checkbox"/> USER-DEFINED (FUT PROJ)	#4
NORTH CAROLINA DEPARTMENT OF TRANSPORTATION / TRANSP. PLANNING BRANCH		#5
		2011
		2020
		2025
		2030
		2035
		2039

FUTURE PROJECTIONS:				
Avg Ann Inc	Avg Ann Rate	Linear Reg	Exp Reg	User Defined
3500	3500	3500	3500	2011
4700	5037	4700	5037	4420
5367	6166	5367	6166	5032
6033	7549	6033	7549	5728
6700	9241	6700	9241	6521
7233	10864	7233	10864	7233

TIP #
COUNTY NAME

AADT TREND ANALYSIS

#11 -- US 501 @ N of S. Lamar St



HISTORIC DATA		STATISTICAL RESULTS	
Year	AADT	AVG ANN INC:	429
2001	20000	AVG ANN RATE:	1.9%
2002	23000	LINEAR REG:	203
2003	22000	EXPONENTIAL REG:	0.9%
2004	23000		
2005	23000	R-SQUARED	
2006	22000	LINEAR:	0.3081
2007	21000	EXPONENTIAL:	0.2999
2008	25000		
2009	23000		
2010	23000	NUMBER OF DATA POINTS:	
2011	24000		14
2012	21000		
2014	24000		
2015	26000		
USER-DEFINED GROWTH:			
Base Year:		2015	
Future Year:		2039	
Base AADT:		26000	
Growth Rate:		0.49%	
Future AADT:		29208	
Future Projection:		29,208	
Average Rate:	Growth	0.5%	

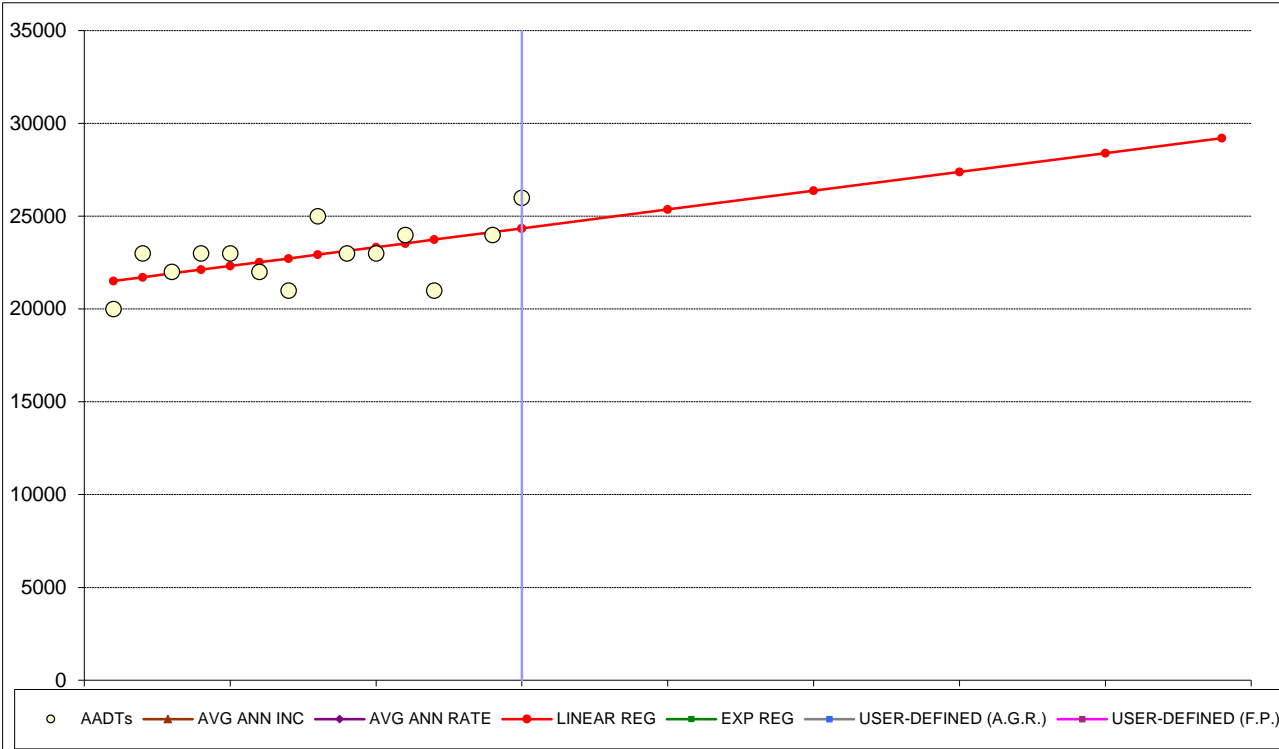
SHOW HISTORIC DATA:	SHOW FUTURE DATA:	SHOW STATION #:
<input type="checkbox"/> AVG ANN INC	<input type="checkbox"/> AVG ANN INC	11- US 501 @ N of S. Lamar St
<input type="checkbox"/> AVG ANN RATE	<input type="checkbox"/> AVG ANN RATE	FUT YRS:
<input type="checkbox"/> LINEAR REGRESSION	<input checked="" type="checkbox"/> LINEAR REGRESSION	#1
<input type="checkbox"/> EXPONENTIAL REGRESSION	<input type="checkbox"/> EXPONENTIAL REGRESSION	#2
	<input type="checkbox"/> USER-DEFINED (A. G. R.)	#3
<input checked="" type="checkbox"/> HISTORIC DATA	<input type="checkbox"/> USER-DEFINED (FUT PROJ)	#4
NORTH CAROLINA DEPARTMENT OF TRANSPORTATION / TRANSP. PLANNING BRANCH		#5
		2015
		2020
		2025
		2030
		2035
		2039

FUTURE PROJECTIONS:				
Avg Ann Inc	Avg Ann Rate	Linear Reg	Exp Reg	User Defined
26000	26000	24347	24320	2015
28143	28554	25360	25408	26638
30286	31359	26373	26544	27292
32429	34439	27385	27731	27961
34571	37822	28398	28971	28647
36286	40767	29208	30002	29208

TIP #
COUNTY NAME

AADT TREND ANALYSIS

#12 -- US 501 @ S of Harris St



HISTORIC DATA		STATISTICAL RESULTS	
Year	AADT	AVG ANN INC:	429
2001	20000	AVG ANN RATE:	1.9%
2002	23000	LINEAR REG:	203
2003	22000	EXPONENTIAL REG:	0.9%
2004	23000		
2005	23000	R-SQUARED	
2006	22000	LINEAR:	0.3081
2007	21000	EXPONENTIAL:	0.2999
2008	25000		
2009	23000		
2010	23000	NUMBER OF DATA POINTS:	
2011	24000		14
2012	21000		
2014	24000		
2015	26000		
USER-DEFINED GROWTH:			
Base Year:		2015	
Future Year:		2039	
Base AADT:		26000	
Growth Rate:		0.49%	
Future AADT:		29208	
Future Projection:		29,208	
Average Rate:	Growth	0.5%	

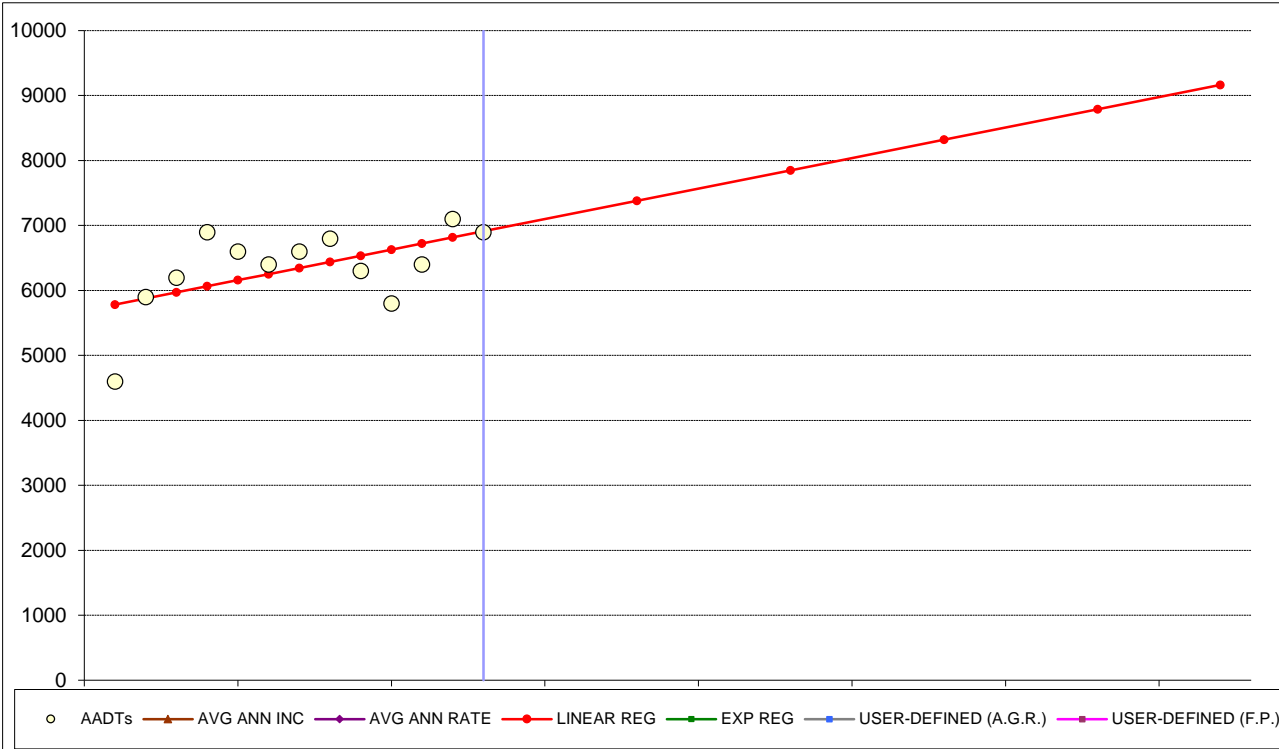
SHOW HISTORIC DATA:	SHOW FUTURE DATA:	SHOW STATION #:
<input type="checkbox"/> AVG ANN INC	<input type="checkbox"/> AVG ANN INC	12- US 501 @ S of Harris St
<input type="checkbox"/> AVG ANN RATE	<input type="checkbox"/> AVG ANN RATE	FUT YRS:
<input type="checkbox"/> LINEAR REGRESSION	<input checked="" type="checkbox"/> LINEAR REGRESSION	#1
<input type="checkbox"/> EXPONENTIAL REGRESSION	<input type="checkbox"/> EXPONENTIAL REGRESSION	#2
	<input type="checkbox"/> USER-DEFINED (A. G. R.)	#3
<input checked="" type="checkbox"/> HISTORIC DATA	<input type="checkbox"/> USER-DEFINED (FUT PROJ)	#4
NORTH CAROLINA DEPARTMENT OF TRANSPORTATION / TRANSP. PLANNING BRANCH		#5
		2015
		2020
		2025
		2030
		2035
		2039

FUTURE PROJECTIONS:				
Avg Ann Inc	Avg Ann Rate	Linear Reg	Exp Reg	User Defined
26000	26000	24347	24320	2015
28143	28554	25360	25408	26638
30286	31359	26373	26544	27292
32429	34439	27385	27731	27961
34571	37822	28398	28971	28647
36286	40767	29208	30002	29208

TIP #
COUNTY NAME

AADT TREND ANALYSIS

#13 -- US 158 (Long St) @ W of US 501



HISTORIC DATA		STATISTICAL RESULTS	
Year	AADT	AVG ANN INC:	192
2003	4600	AVG ANN RATE:	3.4%
2004	5900	LINEAR REG:	94
2005	6200	EXPONENTIAL REG:	1.6%
2006	6900		
2007	6600	R-SQUARED	
2008	6400	LINEAR:	0.3155
2009	6600	EXPONENTIAL:	0.3113
2010	6800		
2011	6300		
2012	5800	NUMBER OF DATA POINTS:	
2013	6400		13
2014	7100		
2015	6900		

USER-DEFINED GROWTH:		
Base Year:		2015
Future Year:		2039
Base AADT:		6900
Growth Rate:		1.19%
Future AADT:		9165
Future Projection:		9,165
Average Rate:	Growth	1.2%

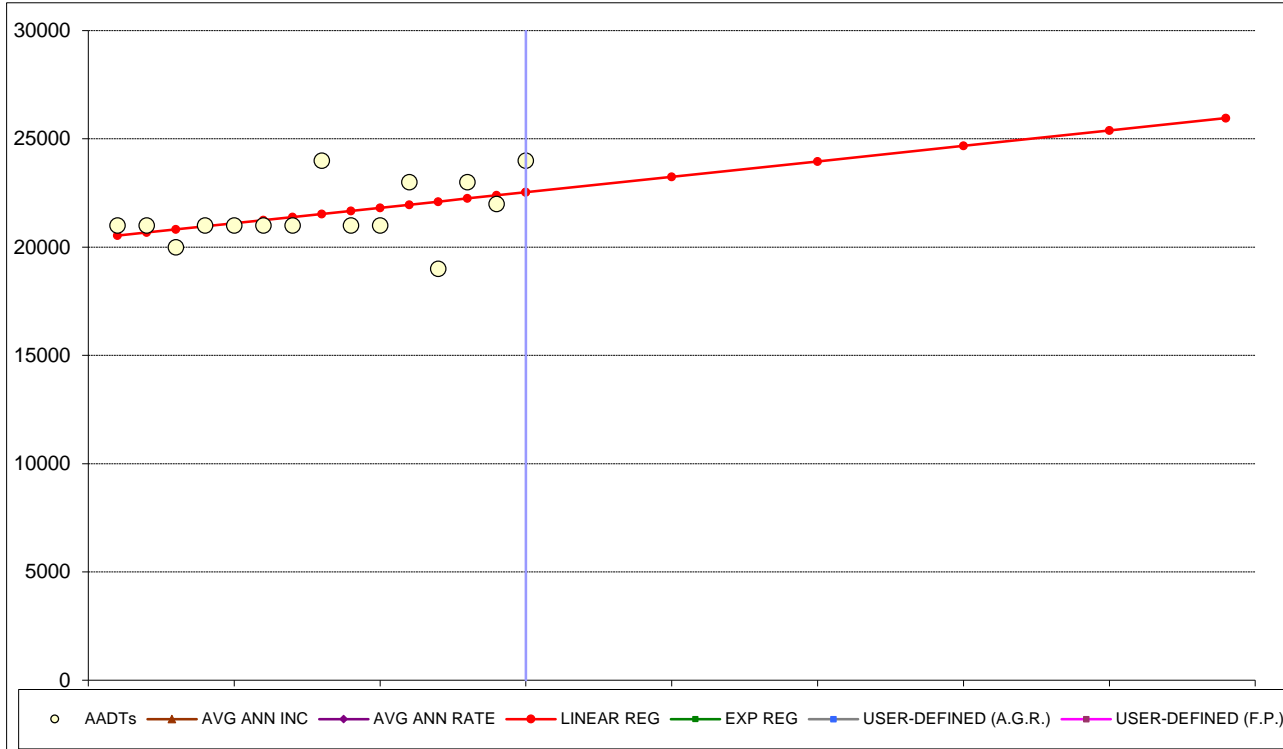
SHOW HISTORIC DATA:	SHOW FUTURE DATA:	SHOW STATION #:
<input type="checkbox"/> AVG ANN INC	<input type="checkbox"/> AVG ANN INC	13- US 158 (Long St) @ W of US 501
<input type="checkbox"/> AVG ANN RATE	<input type="checkbox"/> AVG ANN RATE	FUT YRS:
<input type="checkbox"/> LINEAR REGRESSION	<input checked="" type="checkbox"/> LINEAR REGRESSION	#1 2020
<input type="checkbox"/> EXPONENTIAL REGRESSION	<input type="checkbox"/> EXPONENTIAL REGRESSION	#2 2025
	<input type="checkbox"/> USER-DEFINED (A. G. R.)	#3 2030
<input checked="" type="checkbox"/> HISTORIC DATA	<input type="checkbox"/> USER-DEFINED (FUT PROJ)	#4 2035
NORTH CAROLINA DEPARTMENT OF TRANSPORTATION / TRANSP. PLANNING BRANCH		#5 2039

FUTURE PROJECTIONS:				
Avg Ann Inc	Avg Ann Rate	Linear Reg	Exp Reg	User Defined
6900	6900	6910	6952	2015
7858	8170	7380	7535	7320
8817	9674	7849	8167	7766
9775	11454	8319	8852	8239
10733	13562	8789	9595	8741
11500	15525	9165	10234	9165

TIP #
COUNTY NAME

AADT TREND ANALYSIS

#14 -- US 501 @ N of Gordon St



HISTORIC DATA		STATISTICAL RESULTS	
Year	AADT	AVG ANN INC:	214
2001	21000	AVG ANN RATE:	1.0%
2002	21000	LINEAR REG:	143
2003	20000	EXPONENTIAL REG:	0.6%
2004	21000		
2005	21000	R-SQUARED	
2006	21000	LINEAR:	0.2060
2007	21000	EXPONENTIAL:	0.1937
2008	24000		
2009	21000		
2010	21000	NUMBER OF DATA POINTS:	
2011	23000		15
2012	19000		
2013	23000		
2014	22000	USER-DEFINED GROWTH:	
2015	24000	Base Year:	2015
		Future Year:	2039
		Base AADT:	24000
		Growth Rate:	0.33%
		Future AADT:	25962
		Future Projection:	25,962
		Average Growth Rate:	0.3%

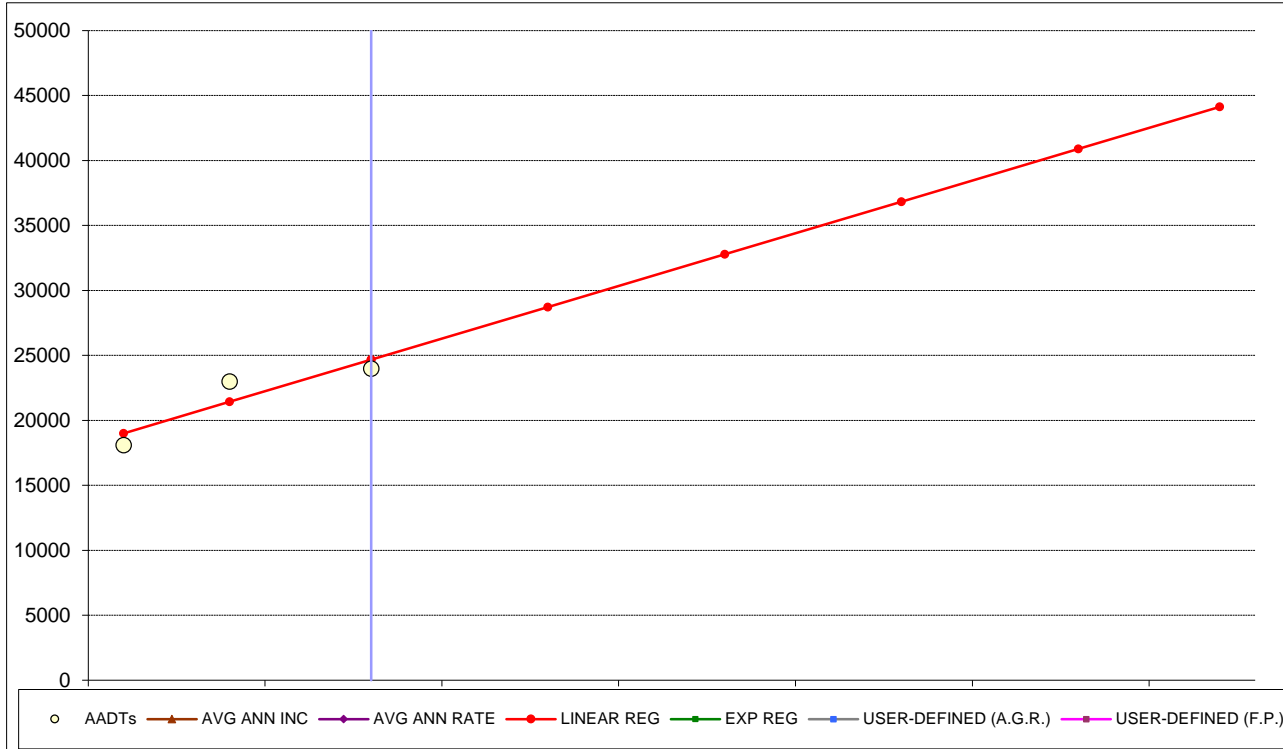
SHOW HISTORIC DATA:	SHOW FUTURE DATA:	SHOW STATION #:
<input type="checkbox"/> AVG ANN INC	<input type="checkbox"/> AVG ANN INC	14- US 501 @ N of Gordon St
<input type="checkbox"/> AVG ANN RATE	<input type="checkbox"/> AVG ANN RATE	FUT YRS:
<input type="checkbox"/> LINEAR REGRESSION	<input checked="" type="checkbox"/> LINEAR REGRESSION	#1 2020
<input type="checkbox"/> EXPONENTIAL REGRESSION	<input type="checkbox"/> EXPONENTIAL REGRESSION	#2 2025
	<input type="checkbox"/> USER-DEFINED (A. G. R.)	#3 2030
<input checked="" type="checkbox"/> HISTORIC DATA	<input type="checkbox"/> USER-DEFINED (FUT PROJ)	#4 2035
NORTH CAROLINA DEPARTMENT OF TRANSPORTATION / TRANSP. PLANNING BRANCH		#5 2039

FUTURE PROJECTIONS:				
Avg Ann Inc	Avg Ann Rate	Linear Reg	Exp Reg	User Defined
24000	24000	22533	22472	2015
25071	25172	23248	23200	24396
26143	26402	23962	23951	24799
27214	27691	24676	24727	25208
28286	29044	25390	25528	25624
29143	30174	25962	26188	25962

TIP #
COUNTY NAME

AADT TREND ANALYSIS

#15 -- US 501 @ N of NC 57 (Court St)



HISTORIC DATA		STATISTICAL RESULTS	
Year	AADT	AVG ANN INC:	843
2008	18100	AVG ANN RATE:	4.1%
2011	23000	LINEAR REG:	811
2015	24000	EXPONENTIAL REG:	3.9%

R-SQUARED	
LINEAR:	0.8133
EXPONENTIAL:	0.7985

NUMBER OF DATA POINTS:	
	3

USER-DEFINED GROWTH:	
Base Year:	2015
Future Year:	2039
Base AADT:	24000
Growth Rate:	2.57%
Future AADT:	44132
Future Projection:	44,132
Average Rate:	Growth 2.6%

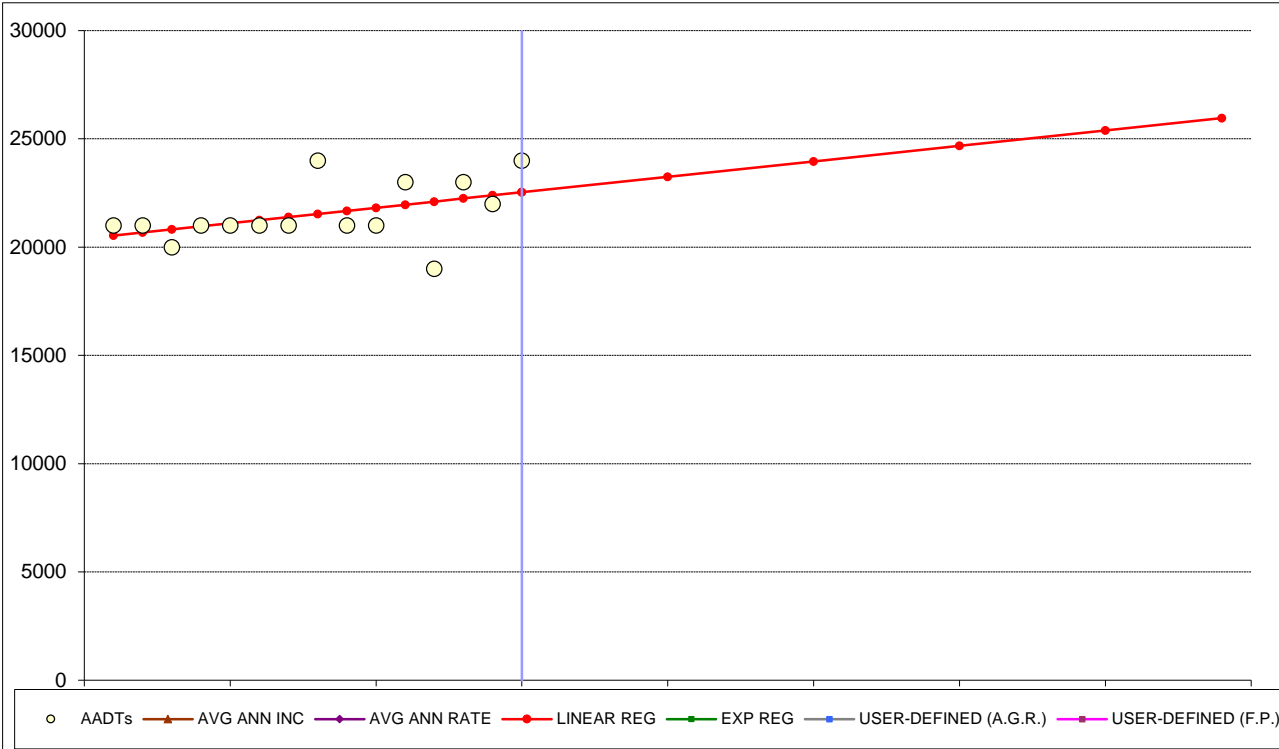
SHOW HISTORIC DATA:	SHOW FUTURE DATA:	SHOW STATION #:
<input type="checkbox"/> AVG ANN INC	<input type="checkbox"/> AVG ANN INC	15- US 501 @ N of NC 57 (Court St)
<input type="checkbox"/> AVG ANN RATE	<input type="checkbox"/> AVG ANN RATE	FUT YRS:
<input type="checkbox"/> LINEAR REGRESSION	<input checked="" type="checkbox"/> LINEAR REGRESSION	#1 2020
<input type="checkbox"/> EXPONENTIAL REGRESSION	<input type="checkbox"/> EXPONENTIAL REGRESSION	#2 2025
	<input type="checkbox"/> USER-DEFINED (A. G. R.)	#3 2030
<input checked="" type="checkbox"/> HISTORIC DATA	<input type="checkbox"/> USER-DEFINED (FUT PROJ)	#4 2035
NORTH CAROLINA DEPARTMENT OF TRANSPORTATION / TRANSP. PLANNING BRANCH		#5 2039

FUTURE PROJECTIONS:				
Avg Ann Inc	Avg Ann Rate	Linear Reg	Exp Reg	User Defined
24000	24000	24673	24822	2015
28214	29359	28727	30122	27247
32429	35914	32781	36553	30934
36643	43932	36835	44357	35120
40857	53741	40889	53827	39872
44229	63143	44132	62840	44132

TIP #
COUNTY NAME

AADT TREND ANALYSIS

#16 -- US 501 @ S of NC 57 (Court St)



HISTORIC DATA		STATISTICAL RESULTS	
Year	AADT	AVG ANN INC:	214
2001	21000	AVG ANN RATE:	1.0%
2002	21000	LINEAR REG:	143
2003	20000	EXPONENTIAL REG:	0.6%
2004	21000		
2005	21000	R-SQUARED	
2006	21000	LINEAR:	0.2060
2007	21000	EXPONENTIAL:	0.1937
2008	24000		
2009	21000		
2010	21000	NUMBER OF DATA POINTS:	
2011	23000		15
2012	19000		
2013	23000		
2014	22000	USER-DEFINED GROWTH:	
2015	24000	Base Year:	2015
		Future Year:	2039
		Base AADT:	24000
		Growth Rate:	0.33%
		Future AADT:	25962
		Future Projection:	25,962
		Average Growth Rate:	0.3%

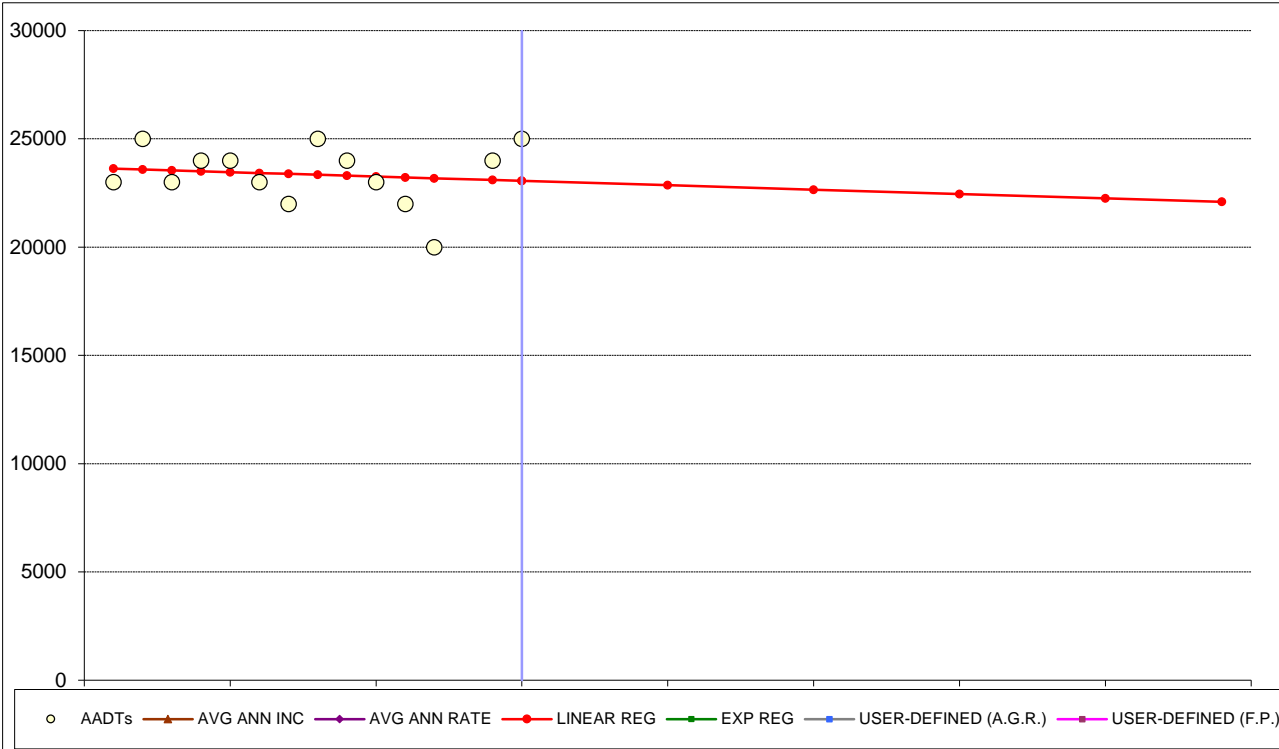
SHOW HISTORIC DATA:	SHOW FUTURE DATA:	SHOW STATION #:
<input type="checkbox"/> AVG ANN INC	<input type="checkbox"/> AVG ANN INC	16- US 501 @ S of NC 57 (Court St)
<input type="checkbox"/> AVG ANN RATE	<input type="checkbox"/> AVG ANN RATE	FUT YRS:
<input type="checkbox"/> LINEAR REGRESSION	<input checked="" type="checkbox"/> LINEAR REGRESSION	#1 2020
<input type="checkbox"/> EXPONENTIAL REGRESSION	<input type="checkbox"/> EXPONENTIAL REGRESSION	#2 2025
	<input type="checkbox"/> USER-DEFINED (A. G. R.)	#3 2030
<input checked="" type="checkbox"/> HISTORIC DATA	<input type="checkbox"/> USER-DEFINED (FUT PROJ)	#4 2035
NORTH CAROLINA DEPARTMENT OF TRANSPORTATION / TRANSP. PLANNING BRANCH		#5 2039

FUTURE PROJECTIONS:				
Avg Ann Inc	Avg Ann Rate	Linear Reg	Exp Reg	User Defined
24000	24000	22533	22472	2015
25071	25172	23248	23200	24396
26143	26402	23962	23951	24799
27214	27691	24676	24727	25208
28286	29044	25390	25528	25624
29143	30174	25962	26188	25962

TIP #
COUNTY NAME

AADT TREND ANALYSIS

#17 -- US 501 @ N of Reams Ave



HISTORIC DATA		STATISTICAL RESULTS	
Year	AADT	AVG ANN INC:	143
2001	23000	AVG ANN RATE:	0.6%
2002	25000	LINEAR REG:	-40
2003	23000	EXPONENTIAL REG:	-0.2%
2004	24000		
2005	24000	R-SQUARED	
2006	23000	LINEAR:	0.0163
2007	22000	EXPONENTIAL:	0.0199
2008	25000		
2009	24000		
2010	23000	NUMBER OF DATA POINTS:	
2011	22000		14
2012	20000		
2014	24000		
2015	25000	USER-DEFINED GROWTH:	
		Base Year:	2015
		Future Year:	2039
		Base AADT:	25000
		Growth Rate:	-0.51%
		Future AADT:	22092
		Future Projection:	22,092
		Average Growth Rate:	-0.5%

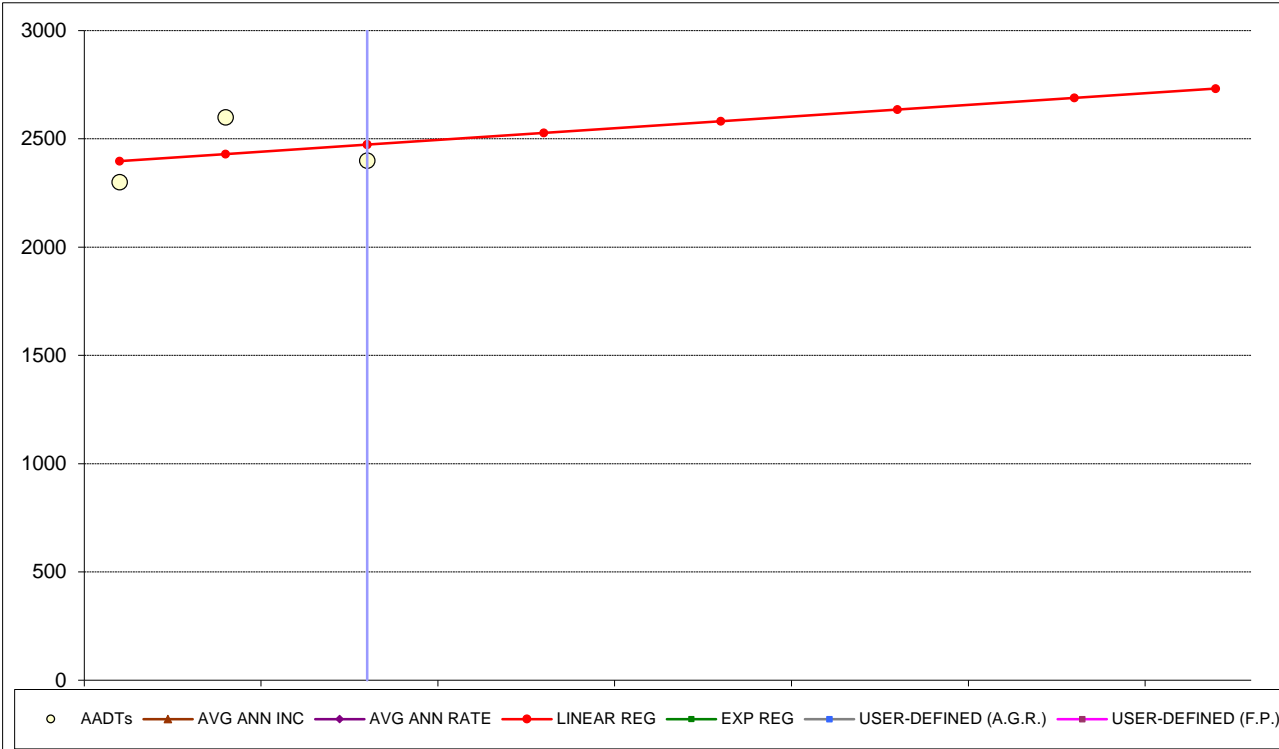
SHOW HISTORIC DATA:	SHOW FUTURE DATA:	SHOW STATION #:
<input type="checkbox"/> AVG ANN INC	<input type="checkbox"/> AVG ANN INC	17- US 501 @ N of Reams Ave
<input type="checkbox"/> AVG ANN RATE	<input type="checkbox"/> AVG ANN RATE	FUT YRS:
<input type="checkbox"/> LINEAR REGRESSION	<input checked="" type="checkbox"/> LINEAR REGRESSION	#1
<input type="checkbox"/> EXPONENTIAL REGRESSION	<input type="checkbox"/> EXPONENTIAL REGRESSION	#2
	<input type="checkbox"/> USER-DEFINED (A. G. R.)	#3
<input checked="" type="checkbox"/> HISTORIC DATA	<input type="checkbox"/> USER-DEFINED (FUT PROJ)	#4
NORTH CAROLINA DEPARTMENT OF TRANSPORTATION / TRANSP. PLANNING BRANCH		#5

FUTURE PROJECTIONS:				
Avg Ann Inc	Avg Ann Rate	Linear Reg	Exp Reg	User Defined
25000	25000	23060	22983	2015
25714	25756	22859	22759	24364
26429	26534	22657	22538	23745
27143	27336	22455	22318	23141
27857	28163	22254	22100	22552
28429	28842	22092	21928	22092

TIP #
COUNTY NAME

AADT TREND ANALYSIS

#18 -- Reams Ave @ E of US 501



HISTORIC DATA		STATISTICAL RESULTS	
Year	AADT	AVG ANN INC:	14
2008	2300	AVG ANN RATE:	0.6%
2011	2600	LINEAR REG:	11
2015	2400	EXPONENTIAL REG:	0.5%
R-SQUARED			
		LINEAR:	0.0618
		EXPONENTIAL:	0.0694
NUMBER OF DATA POINTS:			
		3	
USER-DEFINED GROWTH:			
Base Year:		2015	
Future Year:		2039	
Base AADT:		2400	
Growth Rate:		0.54%	
Future AADT:		2732	
Future Projection:		2,732	
Average Rate:	Growth	0.5%	

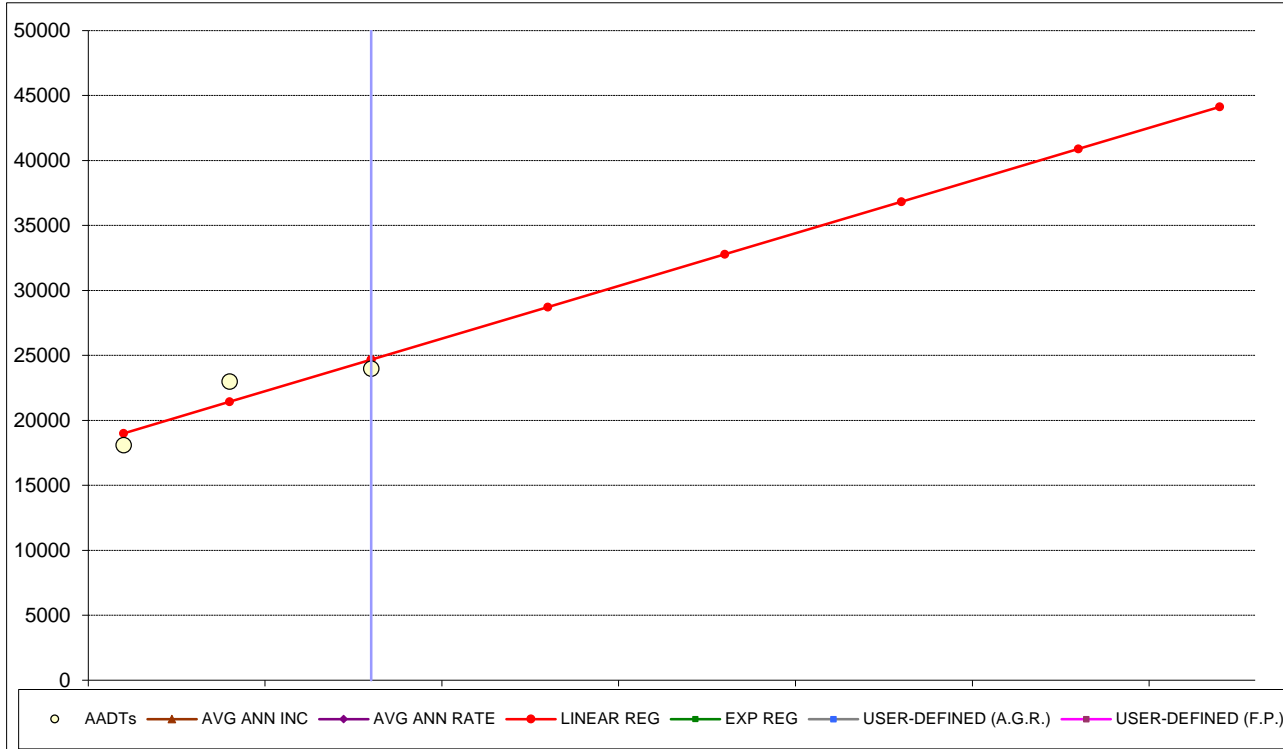
SHOW HISTORIC DATA:	SHOW FUTURE DATA:	SHOW STATION #:
<input type="checkbox"/> AVG ANN INC	<input type="checkbox"/> AVG ANN INC	18- Reams Ave @ E of US 501
<input type="checkbox"/> AVG ANN RATE	<input type="checkbox"/> AVG ANN RATE	FUT YRS:
<input type="checkbox"/> LINEAR REGRESSION	<input checked="" type="checkbox"/> LINEAR REGRESSION	#1
<input type="checkbox"/> EXPONENTIAL REGRESSION	<input type="checkbox"/> EXPONENTIAL REGRESSION	#2
	<input type="checkbox"/> USER-DEFINED (A. G. R.)	#3
<input checked="" type="checkbox"/> HISTORIC DATA	<input type="checkbox"/> USER-DEFINED (FUT PROJ)	#4
NORTH CAROLINA DEPARTMENT OF TRANSPORTATION / TRANSP. PLANNING BRANCH		#5
		2015
		2020
		2025
		2030
		2035
		2039

FUTURE PROJECTIONS:				
Avg Ann Inc	Avg Ann Rate	Linear Reg	Exp Reg	User Defined
2400	2400	2473	2472	2015
2471	2474	2527	2531	2466
2543	2550	2581	2590	2533
2614	2629	2635	2652	2603
2686	2710	2689	2714	2674
2743	2777	2732	2765	2732

TIP #
COUNTY NAME

AADT TREND ANALYSIS

#19 -- US 501 @ S of Reams Ave



HISTORIC DATA		STATISTICAL RESULTS	
Year	AADT	AVG ANN INC:	843
2008	18100	AVG ANN RATE:	4.1%
2011	23000	LINEAR REG:	811
2015	24000	EXPONENTIAL REG:	3.9%

R-SQUARED	
LINEAR:	0.8133
EXPONENTIAL:	0.7985

NUMBER OF DATA POINTS:	
	3

USER-DEFINED GROWTH:	
Base Year:	2015
Future Year:	2039
Base AADT:	24000
Growth Rate:	2.57%
Future AADT:	44132
Future Projection:	44,132
Average Rate:	Growth 2.6%

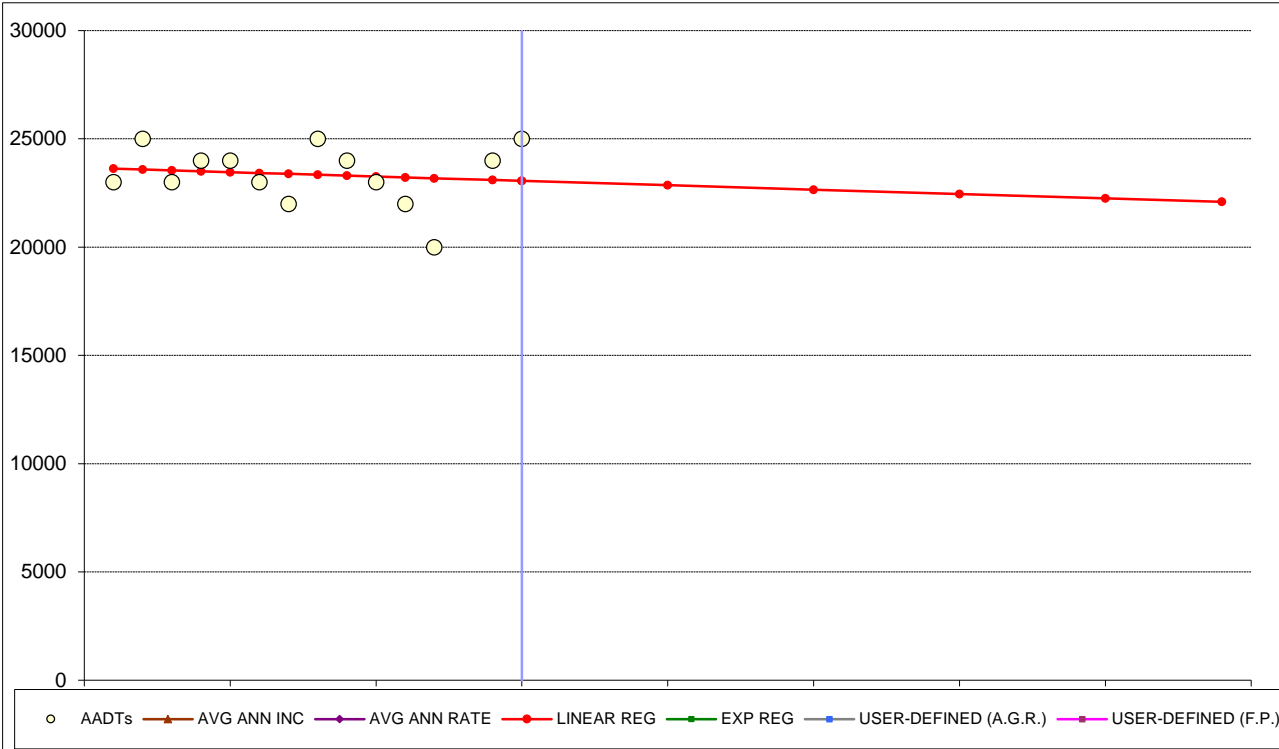
SHOW HISTORIC DATA:	SHOW FUTURE DATA:	SHOW STATION #:
<input type="checkbox"/> AVG ANN INC	<input type="checkbox"/> AVG ANN INC	19- US 501 @ S of Reams Ave
<input type="checkbox"/> AVG ANN RATE	<input type="checkbox"/> AVG ANN RATE	FUT YRS:
<input type="checkbox"/> LINEAR REGRESSION	<input checked="" type="checkbox"/> LINEAR REGRESSION	#1 2015
<input type="checkbox"/> EXPONENTIAL REGRESSION	<input type="checkbox"/> EXPONENTIAL REGRESSION	#2 2020
	<input type="checkbox"/> USER-DEFINED (A. G. R.)	#3 2025
<input checked="" type="checkbox"/> HISTORIC DATA	<input type="checkbox"/> USER-DEFINED (FUT PROJ)	#4 2030
NORTH CAROLINA DEPARTMENT OF TRANSPORTATION / TRANSP. PLANNING BRANCH		#5 2035
		#6 2039

FUTURE PROJECTIONS:				
Avg Ann Inc	Avg Ann Rate	Linear Reg	Exp Reg	User Defined
24000	24000	24673	24822	2015
28214	29359	28727	30122	27247
32429	35914	32781	36553	30934
36643	43932	36835	44357	35120
40857	53741	40889	53827	39872
44229	63143	44132	62840	44132

TIP #
COUNTY NAME

AADT TREND ANALYSIS

#20 -- US 501 @ S of Morehead St



HISTORIC DATA		STATISTICAL RESULTS	
Year	AADT	AVG ANN INC:	143
2001	23000	AVG ANN RATE:	0.6%
2002	25000	LINEAR REG:	-40
2003	23000	EXPONENTIAL REG:	-0.2%
2004	24000		
2005	24000	R-SQUARED	
2006	23000	LINEAR:	0.0163
2007	22000	EXPONENTIAL:	0.0199
2008	25000		
2009	24000		
2010	23000	NUMBER OF DATA POINTS:	
2011	22000		14
2012	20000		
2014	24000		
2015	25000		
USER-DEFINED GROWTH:			
Base Year:		2015	
Future Year:		2039	
Base AADT:		25000	
Growth Rate:		-0.51%	
Future AADT:		22092	
Future Projection:		22,092	
Average Growth Rate:		-0.5%	

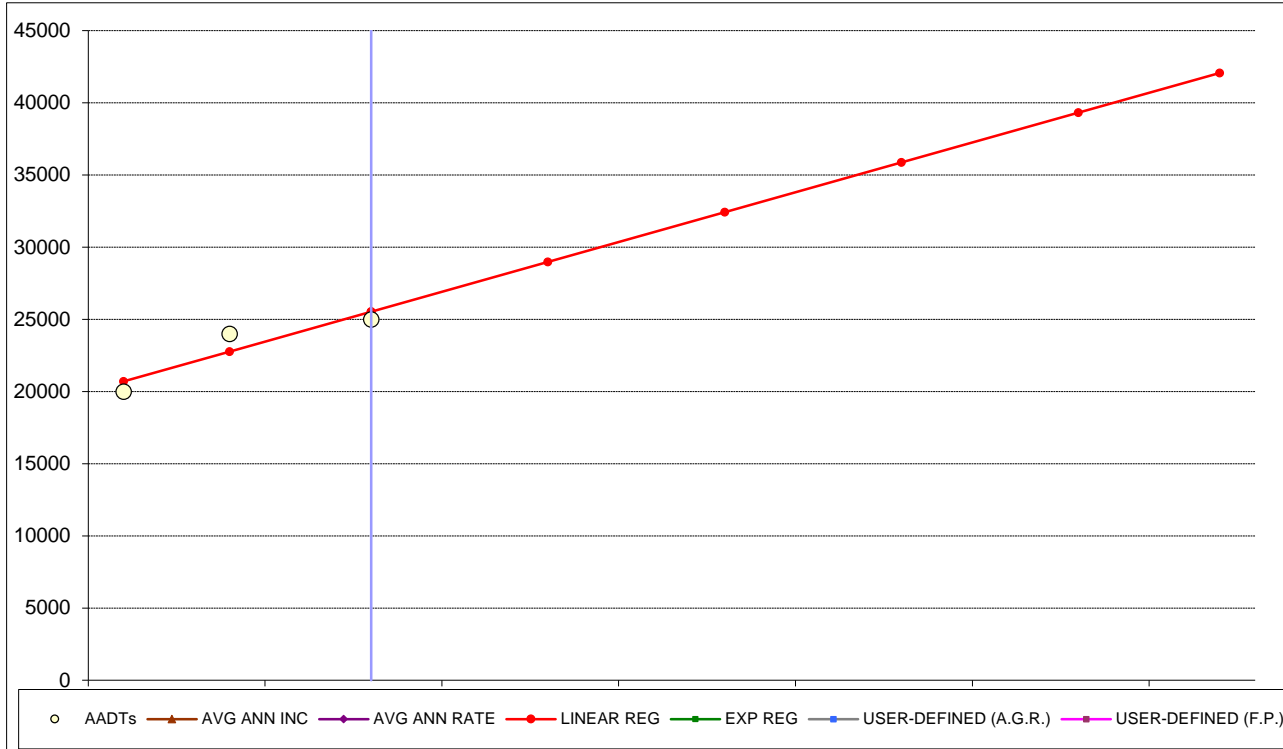
SHOW HISTORIC DATA:	SHOW FUTURE DATA:	SHOW STATION #:
<input type="checkbox"/> AVG ANN INC	<input type="checkbox"/> AVG ANN INC	20- US 501 @ S of Morehead St
<input type="checkbox"/> AVG ANN RATE	<input type="checkbox"/> AVG ANN RATE	FUT YRS:
<input type="checkbox"/> LINEAR REGRESSION	<input checked="" type="checkbox"/> LINEAR REGRESSION	#1 2020
<input type="checkbox"/> EXPONENTIAL REGRESSION	<input type="checkbox"/> EXPONENTIAL REGRESSION	#2 2025
	<input type="checkbox"/> USER-DEFINED (A. G. R.)	#3 2030
<input checked="" type="checkbox"/> HISTORIC DATA	<input type="checkbox"/> USER-DEFINED (FUT PROJ)	#4 2035
NORTH CAROLINA DEPARTMENT OF TRANSPORTATION / TRANSP. PLANNING BRANCH		#5 2039

FUTURE PROJECTIONS:				
Avg Ann Inc	Avg Ann Rate	Linear Reg	Exp Reg	User Defined
25000	25000	23060	22983	2015
25714	25756	22859	22759	24364
26429	26534	22657	22538	23745
27143	27336	22455	22318	23141
27857	28163	22254	22100	22552
28429	28842	22092	21928	22092

TIP #
COUNTY NAME

AADT TREND ANALYSIS

#21 -- US 501 @ N of Oak St



HISTORIC DATA		STATISTICAL RESULTS	
Year	AADT	AVG ANN INC:	714
2008	20000	AVG ANN RATE:	3.2%
2011	24000	LINEAR REG:	689
2015	25000	EXPONENTIAL REG:	3.1%

R-SQUARED	
LINEAR:	0.8369
EXPONENTIAL:	0.8238

NUMBER OF DATA POINTS:	
	3

USER-DEFINED GROWTH:		
Base Year:		2015
Future Year:		2039
Base AADT:		25000
Growth Rate:		2.19%
Future AADT:		42068
Future Projection:		42,068
Average Rate:	Growth	2.2%

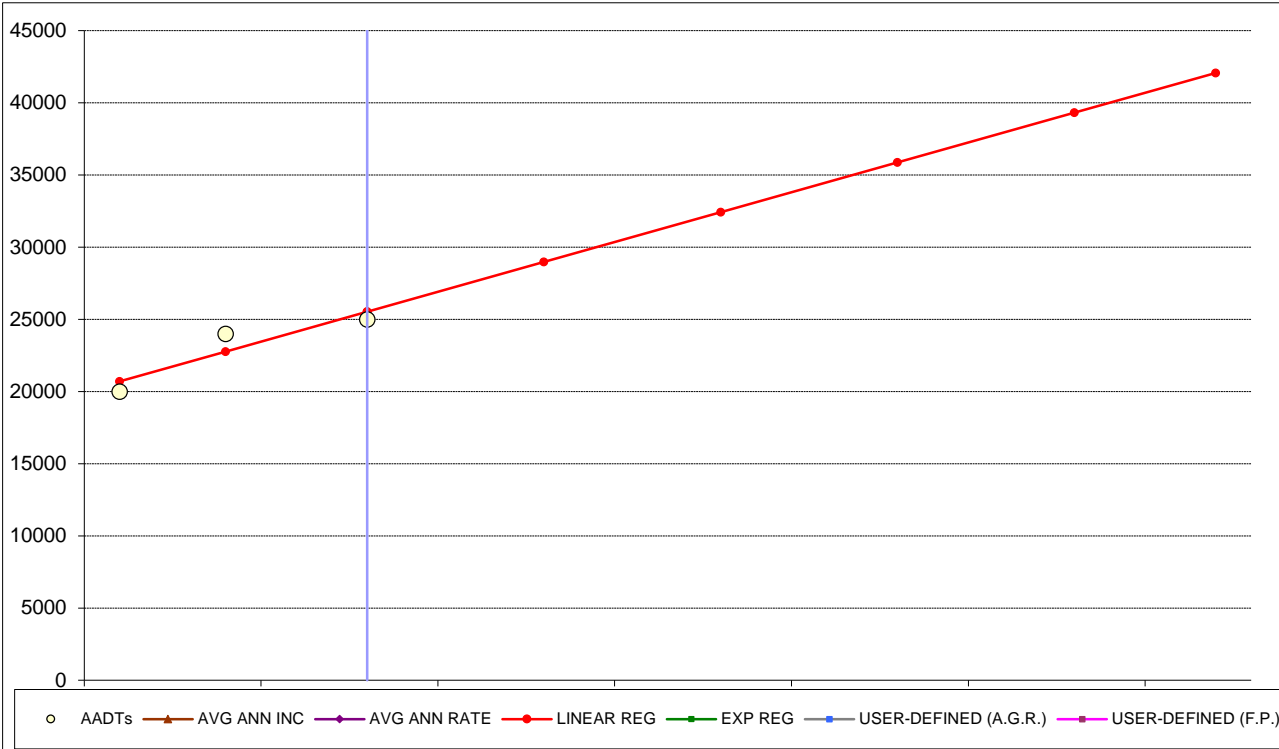
SHOW HISTORIC DATA:	SHOW FUTURE DATA:	SHOW STATION #:
<input type="checkbox"/> AVG ANN INC	<input type="checkbox"/> AVG ANN INC	21- US 501 @ N of Oak St
<input type="checkbox"/> AVG ANN RATE	<input type="checkbox"/> AVG ANN RATE	FUT YRS:
<input type="checkbox"/> LINEAR REGRESSION	<input checked="" type="checkbox"/> LINEAR REGRESSION	#1 2020
<input type="checkbox"/> EXPONENTIAL REGRESSION	<input type="checkbox"/> EXPONENTIAL REGRESSION	#2 2025
	<input type="checkbox"/> USER-DEFINED (A. G. R.)	#3 2030
<input checked="" type="checkbox"/> HISTORIC DATA	<input type="checkbox"/> USER-DEFINED (FUT PROJ)	#4 2035
NORTH CAROLINA DEPARTMENT OF TRANSPORTATION / TRANSP. PLANNING BRANCH		#5 2039

FUTURE PROJECTIONS:				
Avg Ann Inc	Avg Ann Rate	Linear Reg	Exp Reg	User Defined
25000	25000	25527	25623	2015
28571	29320	28973	29875	27863
32143	34386	32419	34832	31053
35714	40328	35865	40612	34609
39286	47296	39311	47352	38573
42143	53728	42068	53540	42068

TIP #
COUNTY NAME

AADT TREND ANALYSIS

#22 -- US 501 @ S of Ivey St



HISTORIC DATA		STATISTICAL RESULTS	
Year	AADT	AVG ANN INC:	714
2008	20000	AVG ANN RATE:	3.2%
2011	24000	LINEAR REG:	689
2015	25000	EXPONENTIAL REG:	3.1%

R-SQUARED	
LINEAR:	0.8369
EXPONENTIAL:	0.8238

NUMBER OF DATA POINTS:	
	3

USER-DEFINED GROWTH:		
Base Year:		2015
Future Year:		2039
Base AADT:		25000
Growth Rate:		2.19%
Future AADT:		42068
Future Projection:		42,068
Average Rate:	Growth	2.2%

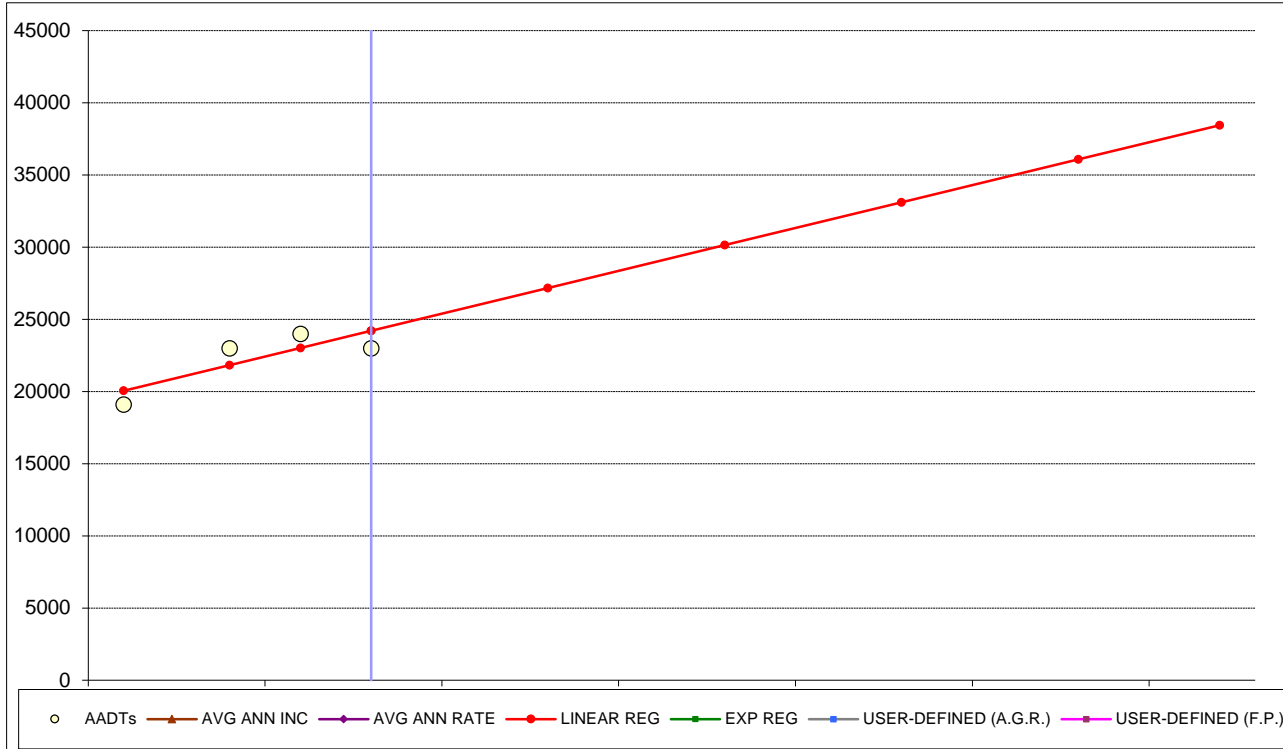
SHOW HISTORIC DATA:	SHOW FUTURE DATA:	SHOW STATION #:
<input type="checkbox"/> AVG ANN INC	<input type="checkbox"/> AVG ANN INC	22- US 501 @ S of Ivey St
<input type="checkbox"/> AVG ANN RATE	<input type="checkbox"/> AVG ANN RATE	FUT YRS:
<input type="checkbox"/> LINEAR REGRESSION	<input checked="" type="checkbox"/> LINEAR REGRESSION	#1 2020
<input type="checkbox"/> EXPONENTIAL REGRESSION	<input type="checkbox"/> EXPONENTIAL REGRESSION	#2 2025
	<input type="checkbox"/> USER-DEFINED (A. G. R.)	#3 2030
<input checked="" type="checkbox"/> HISTORIC DATA	<input type="checkbox"/> USER-DEFINED (FUT PROJ)	#4 2035
NORTH CAROLINA DEPARTMENT OF TRANSPORTATION / TRANSP. PLANNING BRANCH		#5 2039

FUTURE PROJECTIONS:				
Avg Ann Inc	Avg Ann Rate	Linear Reg	Exp Reg	User Defined
25000	25000	25527	25623	2015
28571	29320	28973	29875	27863
32143	34386	32419	34832	31053
35714	40328	35865	40612	34609
39286	47296	39311	47352	38573
42143	53728	42068	53540	42068

TIP #
COUNTY NAME

AADT TREND ANALYSIS

#23 -- US 501 @ N of Clayton Ave



HISTORIC DATA		STATISTICAL RESULTS	
Year	AADT	AVG ANN INC:	557
2008	19100	AVG ANN RATE:	2.7%
2011	23000	LINEAR REG:	593
2013	24000	EXPONENTIAL REG:	2.8%
2015	23000		

R-SQUARED	
LINEAR:	0.6678
EXPONENTIAL:	0.6738

NUMBER OF DATA POINTS:	
	4

USER-DEFINED GROWTH:	
Base Year:	2015
Future Year:	2039
Base AADT:	23000
Growth Rate:	2.16%
Future AADT:	38447
Future Projection:	38,447
Average Rate:	Growth 2.2%

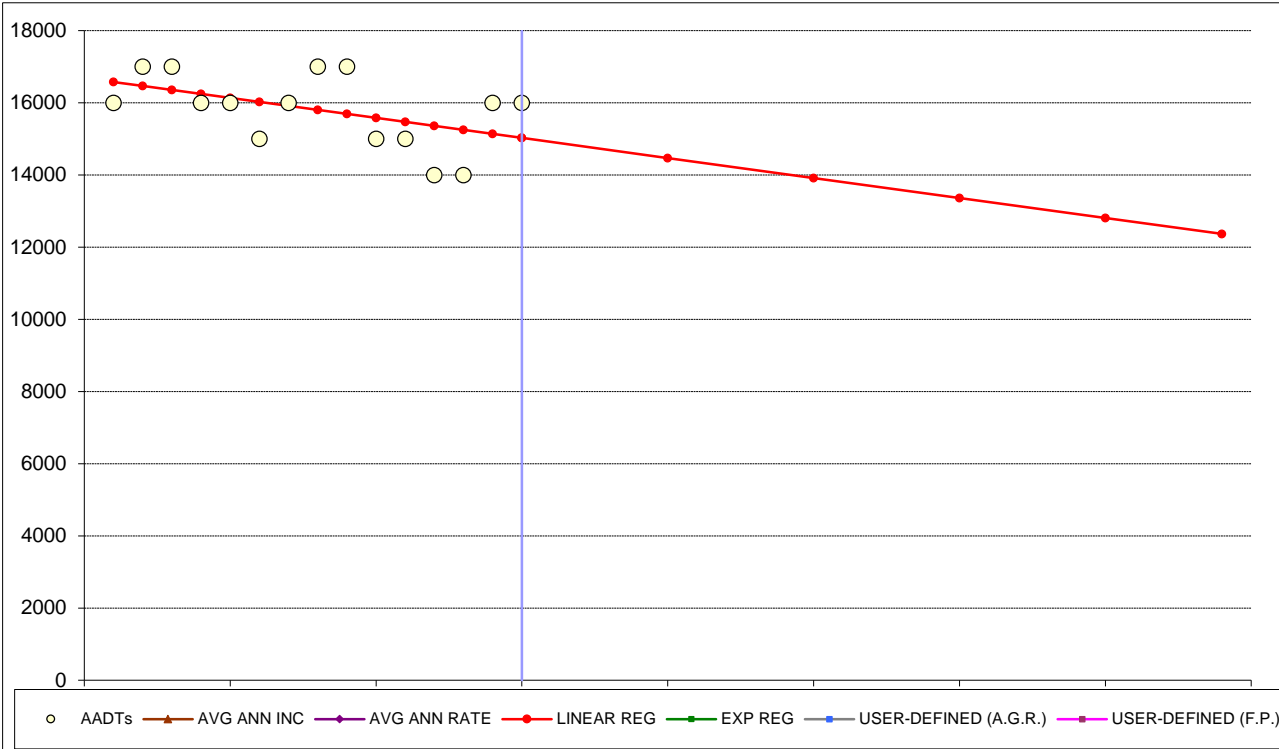
SHOW HISTORIC DATA:	SHOW FUTURE DATA:	SHOW STATION #:
<input type="checkbox"/> AVG ANN INC	<input type="checkbox"/> AVG ANN INC	23- US 501 @ N of Clayton Ave
<input type="checkbox"/> AVG ANN RATE	<input type="checkbox"/> AVG ANN RATE	FUT YRS:
<input type="checkbox"/> LINEAR REGRESSION	<input checked="" type="checkbox"/> LINEAR REGRESSION	#1 2020
<input type="checkbox"/> EXPONENTIAL REGRESSION	<input type="checkbox"/> EXPONENTIAL REGRESSION	#2 2025
	<input type="checkbox"/> USER-DEFINED (A. G. R.)	#3 2030
<input checked="" type="checkbox"/> HISTORIC DATA	<input type="checkbox"/> USER-DEFINED (FUT PROJ)	#4 2035
NORTH CAROLINA DEPARTMENT OF TRANSPORTATION / TRANSP. PLANNING BRANCH		#5 2039

FUTURE PROJECTIONS:				
Avg Ann Inc	Avg Ann Rate	Linear Reg	Exp Reg	User Defined
23000	23000	24204	24308	2015
25786	26264	27171	27966	25598
28571	29992	30138	32174	28490
31357	34249	33106	37016	31709
34143	39110	36073	42586	35292
36371	43491	38447	47640	38447

TIP #
COUNTY NAME

AADT TREND ANALYSIS

#24 -- US 501 @ N of Carver Dr



HISTORIC DATA		STATISTICAL RESULTS	
Year	AADT	AVG ANN INC:	0
2001	16000	AVG ANN RATE:	0.0%
2002	17000	LINEAR REG:	-111
2003	17000	EXPONENTIAL REG:	-0.7%
2004	16000		
2005	16000	R-SQUARED	
2006	15000	LINEAR:	0.2383
2007	16000	EXPONENTIAL:	0.2397
2008	17000		
2009	17000		
2010	15000	NUMBER OF DATA POINTS:	
2011	15000		15
2012	14000		
2013	14000		
2014	16000	USER-DEFINED GROWTH:	
2015	16000	Base Year:	2015
		Future Year:	2039
		Base AADT:	16000
		Growth Rate:	-1.07%
		Future AADT:	12368
		Future Projection:	12,368
		Average Growth Rate:	-1.1%

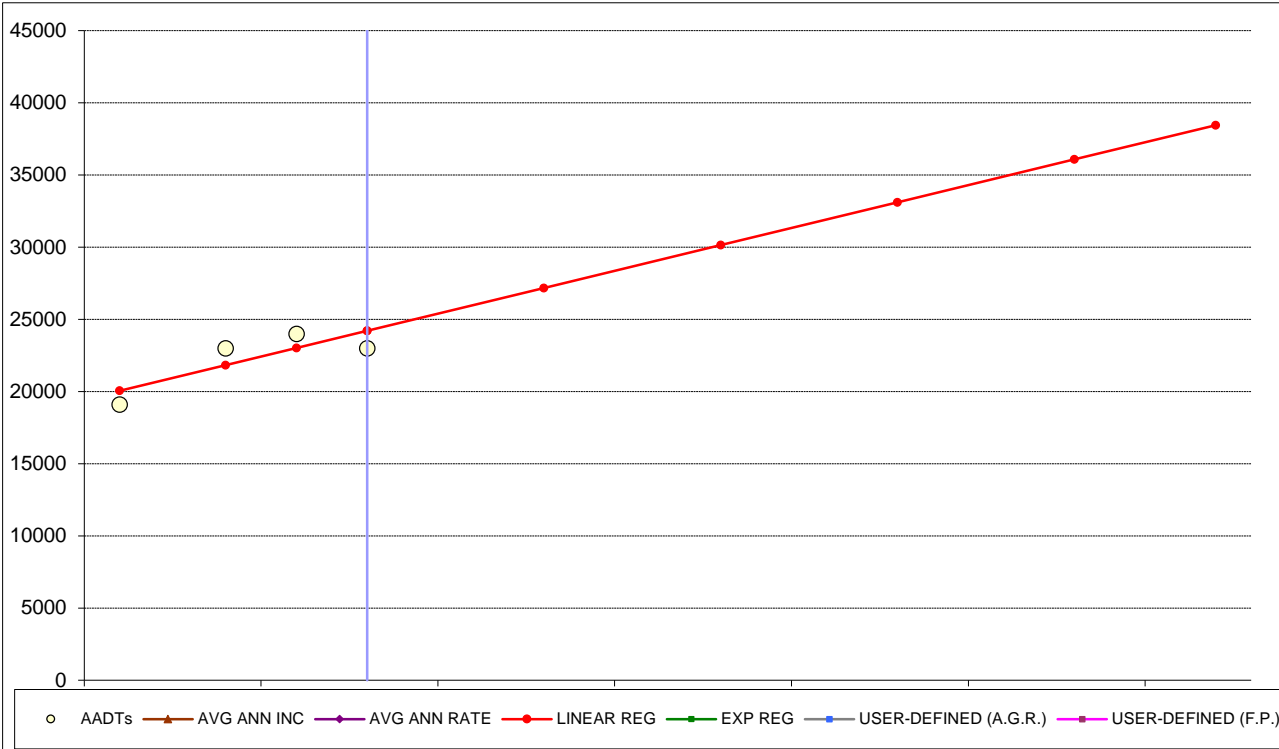
SHOW HISTORIC DATA:	SHOW FUTURE DATA:	SHOW STATION #:
<input type="checkbox"/> AVG ANN INC	<input type="checkbox"/> AVG ANN INC	24- US 501 @ N of Carver Dr
<input type="checkbox"/> AVG ANN RATE	<input type="checkbox"/> AVG ANN RATE	FUT YRS:
<input type="checkbox"/> LINEAR REGRESSION	<input checked="" type="checkbox"/> LINEAR REGRESSION	#1
<input type="checkbox"/> EXPONENTIAL REGRESSION	<input type="checkbox"/> EXPONENTIAL REGRESSION	#2
	<input type="checkbox"/> USER-DEFINED (A. G. R.)	#3
<input checked="" type="checkbox"/> HISTORIC DATA	<input type="checkbox"/> USER-DEFINED (FUT PROJ)	#4
NORTH CAROLINA DEPARTMENT OF TRANSPORTATION / TRANSP. PLANNING BRANCH		#5
		2015
		2020
		2025
		2030
		2035
		2039

FUTURE PROJECTIONS:				
Avg Ann Inc	Avg Ann Rate	Linear Reg	Exp Reg	User Defined
16000	16000	15025	14999	2015
16000	16000	14471	14473	15164
16000	16000	13918	13964	14372
16000	16000	13364	13474	13622
16000	16000	12811	13001	12910
16000	16000	12368	12635	12368

TIP #
COUNTY NAME

AADT TREND ANALYSIS

#25 -- US 501 @ S of Carver Dr



HISTORIC DATA		STATISTICAL RESULTS	
Year	AADT	AVG ANN INC:	557
2008	19100	AVG ANN RATE:	2.7%
2011	23000	LINEAR REG:	593
2013	24000	EXPONENTIAL REG:	2.8%
2015	23000		
R-SQUARED			
		LINEAR:	0.6678
		EXPONENTIAL:	0.6738
NUMBER OF DATA POINTS:			
			4
USER-DEFINED GROWTH:			
Base Year:			2015
Future Year:			2039
Base AADT:			23000
Growth Rate:			2.16%
Future AADT:			38447
Future Projection:			38,447
Average Rate:	Growth		2.2%

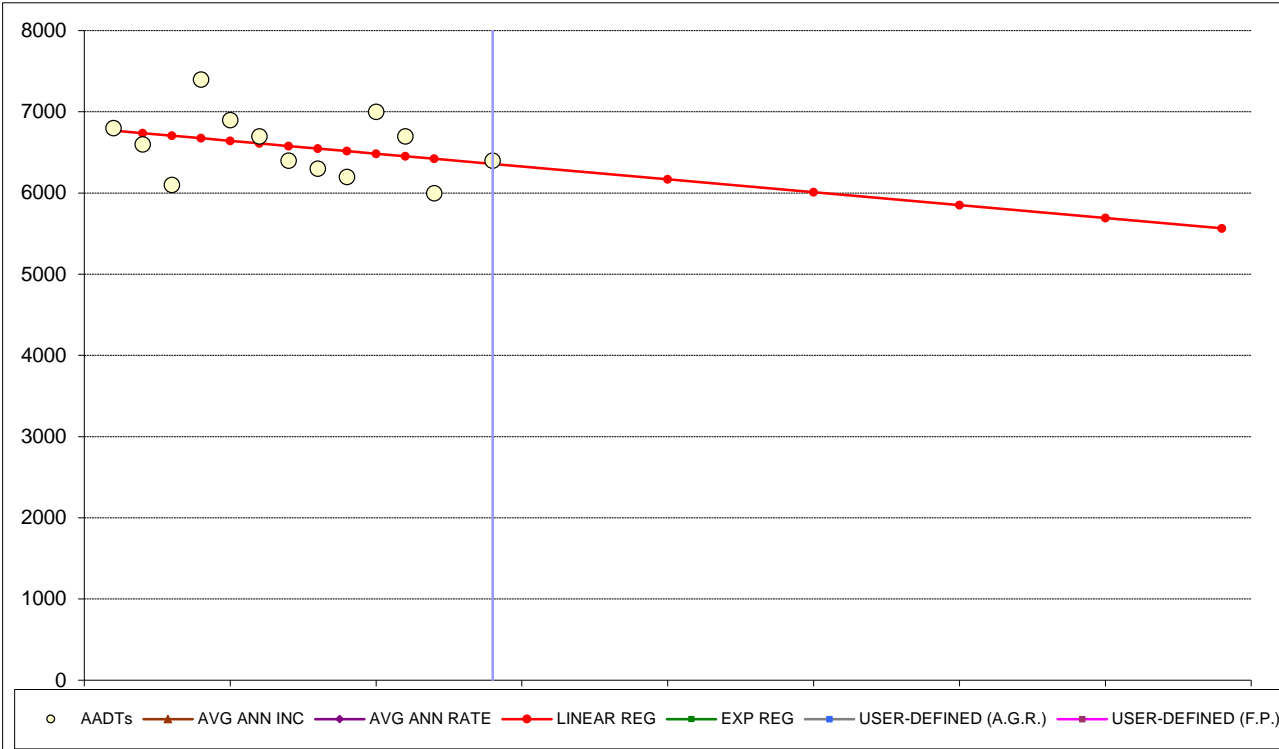
SHOW HISTORIC DATA:	SHOW FUTURE DATA:	SHOW STATION #:
<input type="checkbox"/> AVG ANN INC	<input type="checkbox"/> AVG ANN INC	25- US 501 @ S of Carver Dr
<input type="checkbox"/> AVG ANN RATE	<input type="checkbox"/> AVG ANN RATE	FUT YRS:
<input type="checkbox"/> LINEAR REGRESSION	<input checked="" type="checkbox"/> LINEAR REGRESSION	#1
<input type="checkbox"/> EXPONENTIAL REGRESSION	<input type="checkbox"/> EXPONENTIAL REGRESSION	#2
	<input type="checkbox"/> USER-DEFINED (A. G. R.)	#3
<input checked="" type="checkbox"/> HISTORIC DATA	<input type="checkbox"/> USER-DEFINED (FUT PROJ)	#4
NORTH CAROLINA DEPARTMENT OF TRANSPORTATION / TRANSP. PLANNING BRANCH		#5

FUTURE PROJECTIONS:				
Avg Ann Inc	Avg Ann Rate	Linear Reg	Exp Reg	User Defined
23000	23000	24204	24308	2015
25786	26264	27171	27966	25598
28571	29992	30138	32174	28490
31357	34249	33106	37016	31709
34143	39110	36073	42586	35292
36371	43491	38447	47640	38447

TIP #
COUNTY NAME

AADT TREND ANALYSIS

#26 -- US 501 (NC 49) @ N of N. Main St



HISTORIC DATA		STATISTICAL RESULTS	
Year	AADT	AVG ANN INC:	- 31
2001	6800	AVG ANN RATE:	- 0.5%
2002	6600	LINEAR REG:	- 32
2003	6100	EXPONENTIAL REG:	- 0.5%
2004	7400		
2005	6900	R-SQUARED	
2006	6700	LINEAR:	0.1039
2007	6400	EXPONENTIAL:	0.1043
2008	6300		
2009	6200		
2010	7000	NUMBER OF DATA POINTS:	
2011	6700		13
2012	6000		
2014	6400		

USER-DEFINED GROWTH:		
Base Year:		2014
Future Year:		2039
Base AADT:		6400
Growth Rate:		-0.56%
Future AADT:		5565
Future Projection:		5,565
Average Rate:	Growth	-0.6%

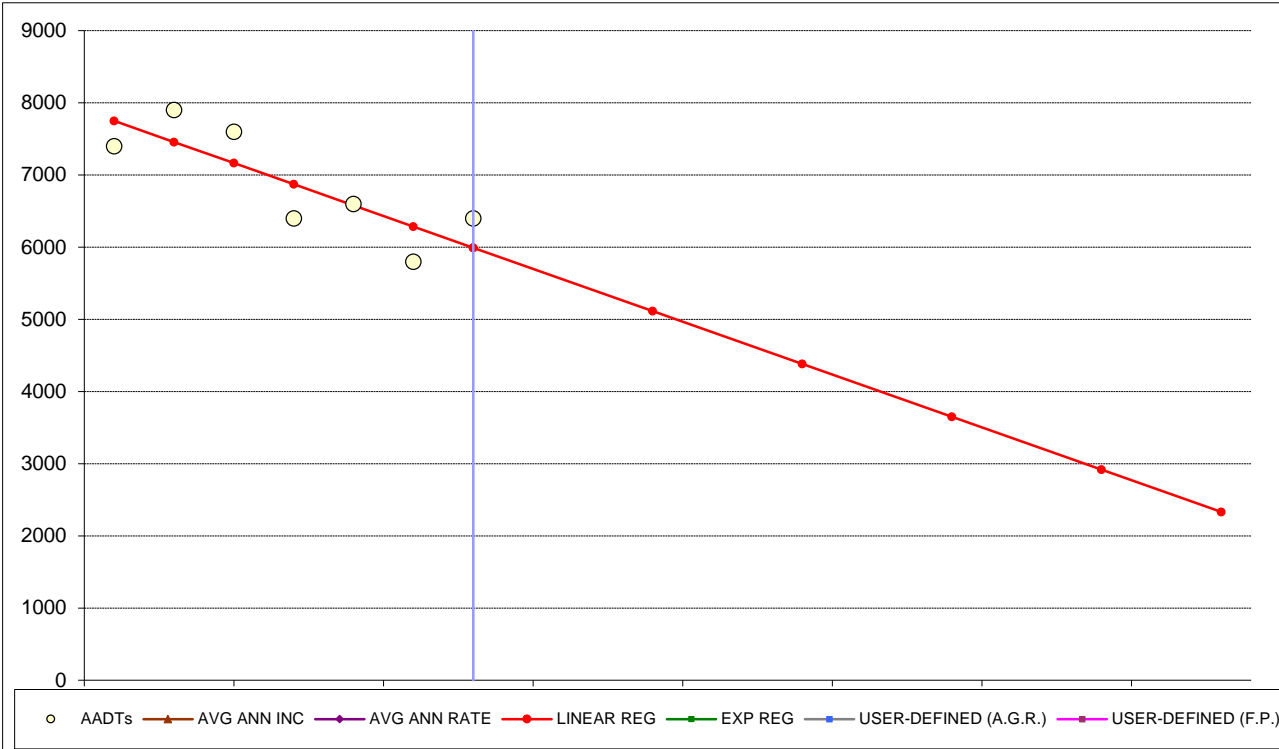
SHOW HISTORIC DATA:	SHOW FUTURE DATA:	SHOW STATION #:
<input type="checkbox"/> AVG ANN INC	<input type="checkbox"/> AVG ANN INC	26- US 501 (NC 49) @ N of N. Main St
<input type="checkbox"/> AVG ANN RATE	<input type="checkbox"/> AVG ANN RATE	FUT YRS:
<input type="checkbox"/> LINEAR REGRESSION	<input checked="" type="checkbox"/> LINEAR REGRESSION	#1 2020
<input type="checkbox"/> EXPONENTIAL REGRESSION	<input type="checkbox"/> EXPONENTIAL REGRESSION	#2 2025
	<input type="checkbox"/> USER-DEFINED (A. G. R.)	#3 2030
<input checked="" type="checkbox"/> HISTORIC DATA	<input type="checkbox"/> USER-DEFINED (FUT PROJ)	#4 2035
NORTH CAROLINA DEPARTMENT OF TRANSPORTATION / TRANSP. PLANNING BRANCH		#5 2039

FUTURE PROJECTIONS:				
Avg Ann Inc	Avg Ann Rate	Linear Reg	Exp Reg	User Defined
6400	6400	6358	6352	2014
6215	6223	6167	6172	6189
6062	6080	6009	6026	6018
5908	5940	5851	5884	5852
5754	5803	5692	5745	5691
5631	5696	5565	5636	5565

TIP #
COUNTY NAME

AADT TREND ANALYSIS

#27 -- N Main St @ E of US 501



HISTORIC DATA		STATISTICAL RESULTS	
Year	AADT	AVG ANN INC:	- 83
2002	7400	AVG ANN RATE:	- 1.2%
2004	7900	LINEAR REG:	- 146
2006	7600	EXPONENTIAL REG:	- 2.1%
2008	6400		
2010	6600	R-SQUARED	
2012	5800	LINEAR:	0.6795
2014	6400	EXPONENTIAL:	0.6763

NUMBER OF DATA POINTS:

7

USER-DEFINED GROWTH:

Base Year:	2014
Future Year:	2039
Base AADT:	6400
Growth Rate:	- 3.96%
Future AADT:	2332
Future Projection:	2,332
Average Growth Rate:	- 4.0%

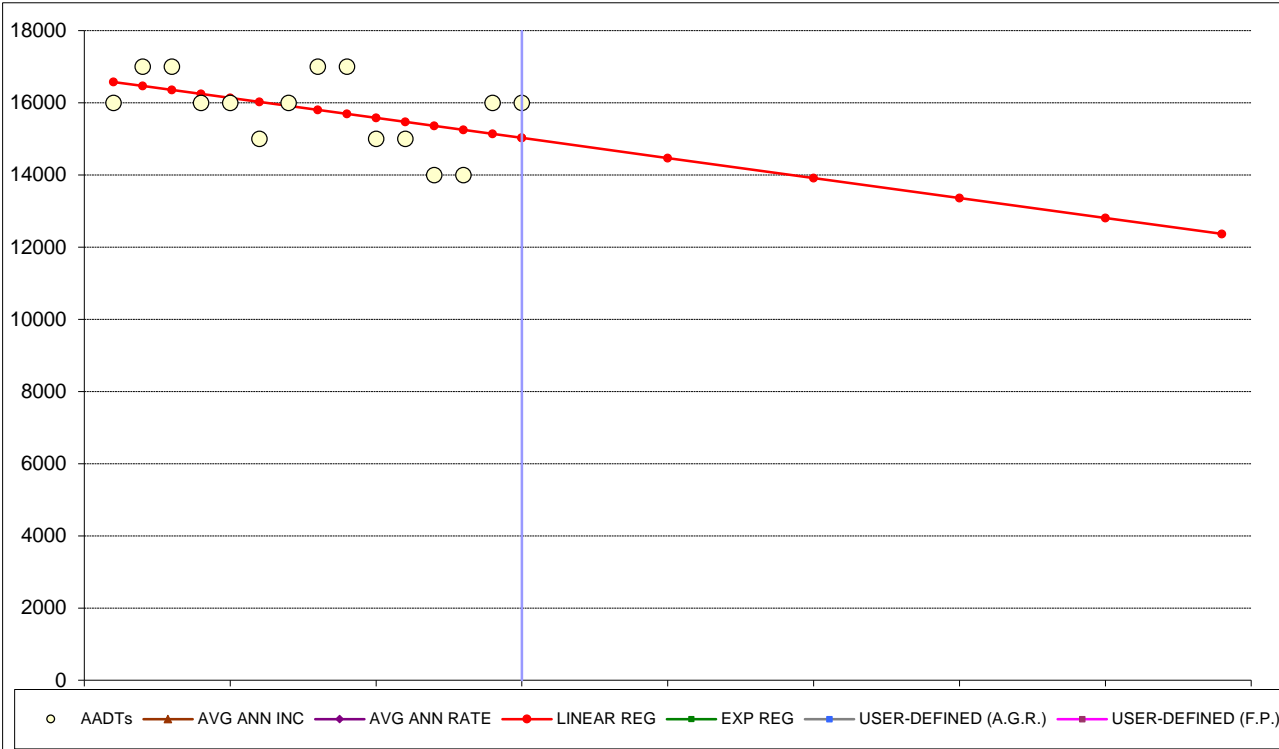
SHOW HISTORIC DATA:	SHOW FUTURE DATA:	SHOW STATION #:
<input type="checkbox"/> AVG ANN INC	<input type="checkbox"/> AVG ANN INC	27- N Main St @ E of US 501
<input type="checkbox"/> AVG ANN RATE	<input type="checkbox"/> AVG ANN RATE	FUT YRS:
<input type="checkbox"/> LINEAR REGRESSION	<input checked="" type="checkbox"/> LINEAR REGRESSION	#1 2020
<input type="checkbox"/> EXPONENTIAL REGRESSION	<input type="checkbox"/> EXPONENTIAL REGRESSION	#2 2025
	<input type="checkbox"/> USER-DEFINED (A. G. R.)	#3 2030
<input checked="" type="checkbox"/> HISTORIC DATA	<input type="checkbox"/> USER-DEFINED (FUT PROJ)	#4 2035
NORTH CAROLINA DEPARTMENT OF TRANSPORTATION / TRANSP. PLANNING BRANCH		#5 2039

FUTURE PROJECTIONS:				
Avg Ann Inc	Avg Ann Rate	Linear Reg	Exp Reg	User Defined
6400	6400	5993	6013	2014
5900	5952	5114	5291	5023
5483	5603	4382	4756	4105
5067	5274	3650	4275	3354
4650	4964	2918	3842	2741
4317	4730	2332	3528	2332

TIP #
COUNTY NAME

AADT TREND ANALYSIS

#28 -- US 501 (NC 49) @ S of N. Main St



HISTORIC DATA		STATISTICAL RESULTS	
Year	AADT	AVG ANN INC:	0
2001	16000	AVG ANN RATE:	0.0%
2002	17000	LINEAR REG:	-111
2003	17000	EXPONENTIAL REG:	-0.7%
2004	16000		
2005	16000	R-SQUARED	
2006	15000	LINEAR:	0.2383
2007	16000	EXPONENTIAL:	0.2397
2008	17000		
2009	17000		
2010	15000	NUMBER OF DATA POINTS:	
2011	15000		15
2012	14000		
2013	14000		
2014	16000	USER-DEFINED GROWTH:	
2015	16000	Base Year:	2015
		Future Year:	2039
		Base AADT:	16000
		Growth Rate:	-1.07%
		Future AADT:	12368
		Future Projection:	12,368
		Average Growth Rate:	-1.1%

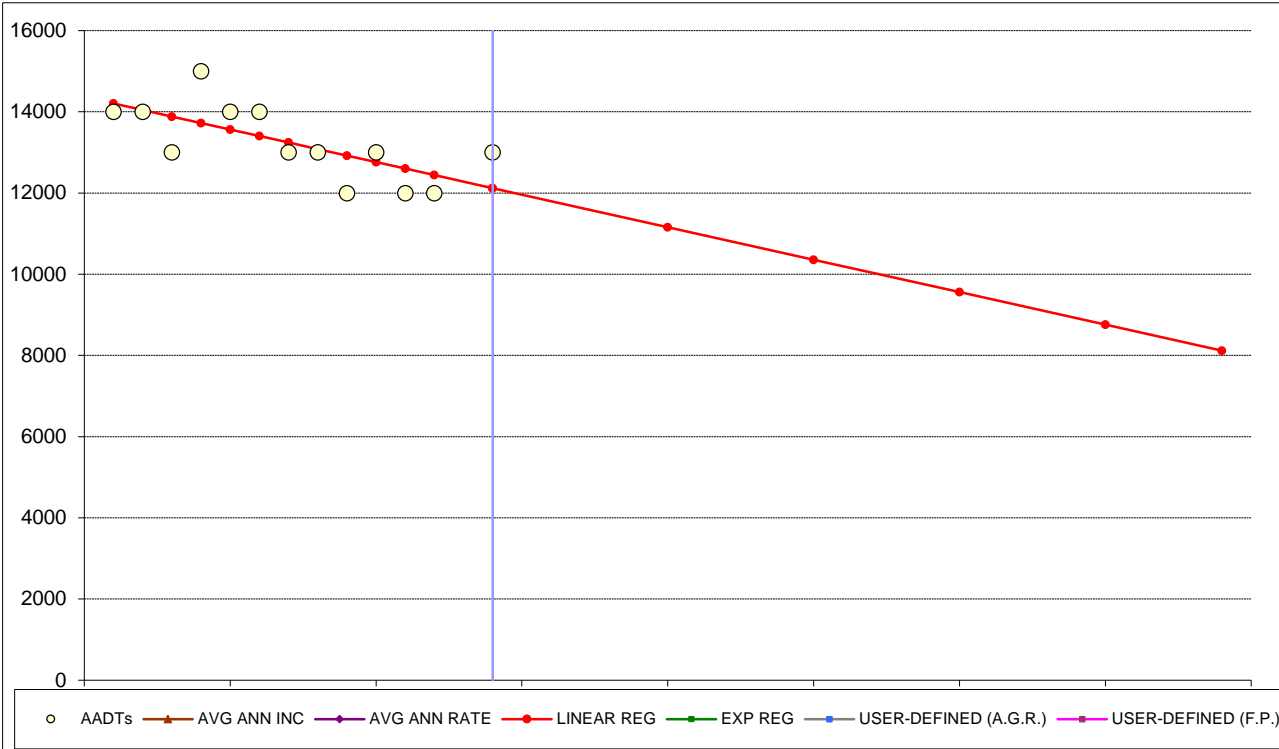
SHOW HISTORIC DATA:	SHOW FUTURE DATA:	SHOW STATION #:
<input type="checkbox"/> AVG ANN INC	<input type="checkbox"/> AVG ANN INC	28- US 501 (NC 49) @ S of N. Main St
<input type="checkbox"/> AVG ANN RATE	<input type="checkbox"/> AVG ANN RATE	FUT YRS:
<input type="checkbox"/> LINEAR REGRESSION	<input checked="" type="checkbox"/> LINEAR REGRESSION	#1 2020
<input type="checkbox"/> EXPONENTIAL REGRESSION	<input type="checkbox"/> EXPONENTIAL REGRESSION	#2 2025
	<input type="checkbox"/> USER-DEFINED (A. G. R.)	#3 2030
<input checked="" type="checkbox"/> HISTORIC DATA	<input type="checkbox"/> USER-DEFINED (FUT PROJ)	#4 2035
NORTH CAROLINA DEPARTMENT OF TRANSPORTATION / TRANSP. PLANNING BRANCH		#5 2039

FUTURE PROJECTIONS:				
Avg Ann Inc	Avg Ann Rate	Linear Reg	Exp Reg	User Defined
16000	16000	15025	14999	2015
16000	16000	14471	14473	15164
16000	16000	13918	13964	14372
16000	16000	13364	13474	13622
16000	16000	12811	13001	12910
16000	16000	12368	12635	12368

TIP #
COUNTY NAME

AADT TREND ANALYSIS

#29 -- Boston Rd @ W of US 501



HISTORIC DATA		STATISTICAL RESULTS	
Year	AADT	AVG ANN INC:	- 77
2001	14000	AVG ANN RATE:	- 0. 6%
2002	14000	LINEAR REG:	- 160
2003	13000	EXPONENTIAL REG:	- 1. 2%
2004	15000		
2005	14000	R- SQUARED	
2006	14000	LINEAR:	0. 4854
2007	13000	EXPONENTIAL:	0. 4886
2008	13000		
2009	12000		
2010	13000	NUMBER OF DATA POINTS:	
2011	12000		13
2012	12000		
2014	13000		

USER-DEFINED GROWTH:		
Base Year:		2014
Future Year:		2039
Base AADT:		13000
Growth Rate:		- 1. 87%
Future AADT:		8116
Future Projection:		8, 116
Average Rate:	Growth	- 1. 9%

SHOW HISTORIC DATA:	SHOW FUTURE DATA:	SHOW STATION #:
<input type="checkbox"/> AVG ANN INC	<input type="checkbox"/> AVG ANN INC	29- Boston Rd @ W of US 501
<input type="checkbox"/> AVG ANN RATE	<input type="checkbox"/> AVG ANN RATE	FUT YRS:
<input type="checkbox"/> LINEAR REGRESSION	<input checked="" type="checkbox"/> LINEAR REGRESSION	#1
<input type="checkbox"/> EXPONENTIAL REGRESSION	<input type="checkbox"/> EXPONENTIAL REGRESSION	#2
	<input type="checkbox"/> USER-DEFINED (A. G. R.)	#3
<input checked="" type="checkbox"/> HISTORIC DATA	<input type="checkbox"/> USER-DEFINED (FUT PROJ)	#4
NORTH CAROLINA DEPARTMENT OF TRANSPORTATION / TRANSP. PLANNING BRANCH		#5

FUTURE PROJECTIONS:				
Avg Ann Inc	Avg Ann Rate	Linear Reg	Exp Reg	User Defined
13000	13000	12122	12138	2014
12538	12563	11160	11287	11610
12154	12210	10359	10623	10566
11769	11867	9558	9999	9616
11385	11533	8757	9411	8751
11077	11273	8116	8965	8116

TIP #
COUNTY NAME

APPENDIX C –TRAFFIC COUNT DATA

Quality Counts, LLC

920 Blairhill Rd, STE B106
Charlotte, NC 28217

File Name : 14473001 - Durham Rd & Oxford Rd_Garrett St

Site Code : 14473001

Start Date : 8/30/2017

Page No : 1

Groups Printed- Classes 1, 2, 3 - Classes 4, 5, 6, 7 - Classes 8, 9, 10 - Classes 11, 12, 13 - Bikes, Peds

Start Time	Durham Rd Southbound					Oxford Rd/Garrett St Westbound					Durham Rd Northbound					Oxford Rd/Garrett St Eastbound					Int. Total
	Right	Thru	Left	Peds	App. Total	Right	Thru	Left	Peds	App. Total	Right	Thru	Left	Peds	App. Total	Right	Thru	Left	Peds	App. Total	
06:00 AM	1	144	11	0	156	14	0	2	0	16	1	34	0	0	35	0	0	0	0	0	207
06:15 AM	0	208	18	0	226	26	0	2	0	28	0	43	0	0	43	0	0	1	0	1	298
06:30 AM	0	160	25	0	185	14	0	1	0	15	0	75	0	0	75	0	0	0	0	0	275
06:45 AM	1	175	28	0	204	46	0	1	0	47	1	101	0	0	102	1	0	0	0	1	354
Total	2	687	82	0	771	100	0	6	0	106	2	253	0	0	255	1	0	1	0	2	1134
07:00 AM	0	181	22	0	203	37	0	3	0	40	2	120	0	0	122	2	0	0	0	2	367
07:15 AM	2	217	27	0	246	75	0	1	0	76	2	195	0	0	197	0	0	0	0	0	519
07:30 AM	0	204	48	0	252	81	0	2	0	83	0	271	1	0	272	1	0	1	0	2	609
07:45 AM	3	214	48	0	265	78	0	0	0	78	3	250	0	0	253	0	0	1	0	1	597
Total	5	816	145	0	966	271	0	6	0	277	7	836	1	0	844	3	0	2	0	5	2092
08:00 AM	1	198	38	0	237	49	0	0	0	49	1	169	0	0	170	0	0	1	0	1	457
08:15 AM	1	168	34	0	203	52	0	0	0	52	0	144	2	0	146	1	0	2	0	3	404
08:30 AM	1	142	28	0	171	45	0	2	0	47	2	139	0	0	141	0	0	2	0	2	361
08:45 AM	2	168	22	0	192	49	0	0	0	49	3	141	1	1	146	2	0	0	0	2	389
Total	5	676	122	0	803	195	0	2	0	197	6	593	3	1	603	3	0	5	0	8	1611
09:00 AM	3	141	26	0	170	41	0	1	0	42	2	135	0	0	137	0	0	0	0	0	349
09:15 AM	0	140	27	0	167	55	0	1	0	56	3	147	0	0	150	0	0	2	0	2	375
09:30 AM	1	159	28	0	188	37	0	2	0	39	5	142	0	0	147	1	0	2	0	3	377
09:45 AM	3	168	33	0	204	53	0	2	0	55	5	144	0	0	149	3	0	0	0	3	411
Total	7	608	114	0	729	186	0	6	0	192	15	568	0	0	583	4	0	4	0	8	1512
10:00 AM	1	181	37	0	219	47	0	1	0	48	1	135	2	1	139	0	0	0	0	0	406
10:15 AM	0	160	37	0	197	45	0	1	0	46	4	132	1	0	137	0	0	1	0	1	381
10:30 AM	4	162	31	0	197	43	0	1	0	44	1	151	3	0	155	2	0	0	0	2	398
10:45 AM	2	165	32	0	199	42	0	2	0	44	2	149	0	0	151	0	0	1	0	1	395
Total	7	668	137	0	812	177	0	5	0	182	8	567	6	1	582	2	0	2	0	4	1580
11:00 AM	3	198	27	0	228	33	0	1	0	34	6	164	0	2	172	1	1	0	0	2	436
11:15 AM	4	197	33	0	234	30	0	1	0	31	5	183	1	0	189	1	4	3	0	8	462
11:30 AM	3	227	50	0	280	45	1	5	0	51	6	162	2	0	170	1	0	0	0	1	502
11:45 AM	4	180	29	0	213	52	0	2	0	54	2	192	2	0	196	4	0	0	0	4	467
Total	14	802	139	0	955	160	1	9	0	170	19	701	5	2	727	7	5	3	0	15	1867
12:00 PM	3	207	37	1	248	46	1	2	0	49	7	211	4	0	222	2	1	2	0	5	524
12:15 PM	9	211	50	1	271	39	0	1	0	40	6	187	0	0	193	4	0	1	0	5	509
12:30 PM	4	215	45	0	264	39	0	2	0	41	3	174	3	0	180	3	0	1	0	4	489
12:45 PM	1	190	39	0	230	53	2	3	0	58	3	182	1	0	186	2	1	1	0	4	478
Total	17	823	171	2	1013	177	3	8	0	188	19	754	8	0	781	11	2	5	0	18	2000
01:00 PM	6	192	34	0	232	48	0	4	0	52	5	169	1	0	175	6	0	2	0	8	467
01:15 PM	4	191	32	0	227	38	0	1	0	39	4	188	1	0	193	1	0	1	0	2	461
01:30 PM	2	192	25	1	220	56	0	0	1	57	1	185	2	1	189	3	0	3	0	6	472
01:45 PM	6	200	34	0	240	39	0	1	0	40	7	191	3	0	201	3	2	1	0	6	487
Total	18	775	125	1	919	181	0	6	1	188	17	733	7	1	758	13	2	7	0	22	1887
02:00 PM	4	191	38	0	233	40	0	2	0	42	7	187	3	0	197	2	1	2	0	5	477
02:15 PM	5	215	41	0	261	43	0	2	0	45	4	157	2	0	163	2	0	3	1	6	475
02:30 PM	3	171	39	0	213	63	0	2	0	65	7	187	0	0	194	2	1	0	0	3	475
02:45 PM	4	231	33	0	268	56	0	0	0	56	7	224	0	0	231	1	0	0	1	2	557
Total	16	808	151	0	975	202	0	6	0	208	25	755	5	0	785	7	2	5	2	16	1984
03:00 PM	0	240	59	0	299	54	0	1	0	55	4	219	3	0	226	0	0	0	0	0	580
03:15 PM	3	273	64	0	340	42	0	1	0	43	5	197	2	0	204	1	0	1	0	2	589
03:30 PM	8	235	60	0	303	55	0	4	0	59	6	216	1	0	223	1	0	1	0	2	587
03:45 PM	5	262	41	0	308	36	0	2	0	38	4	207	4	0	215	1	0	2	0	3	564
Total	16	1010	224	0	1250	187	0	8	0	195	19	839	10	0	868	3	0	4	0	7	2320

Quality Counts, LLC

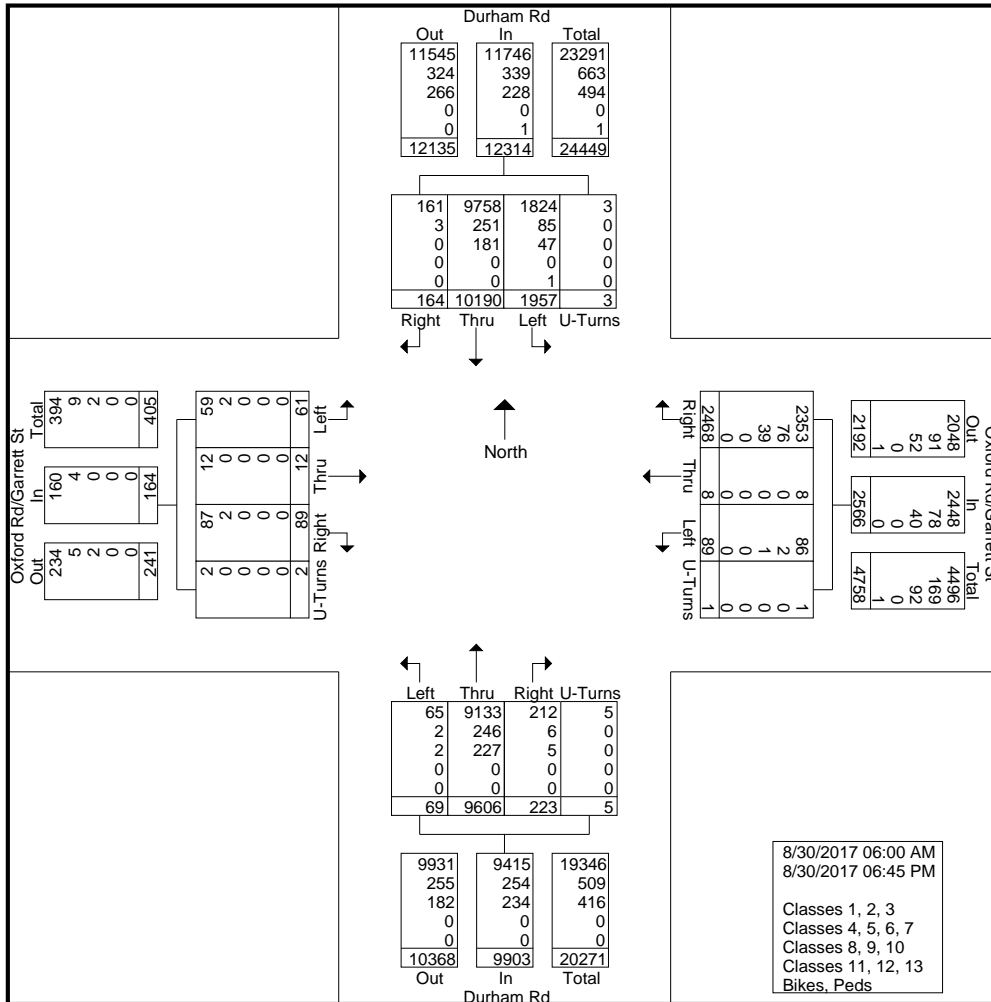
920 Blairhill Rd, STE B106
Charlotte, NC 28217

File Name : 14473001 - Durham Rd & Oxford Rd_Garrett St

Site Code : 14473001

Start Date : 8/30/2017

Page No : 3

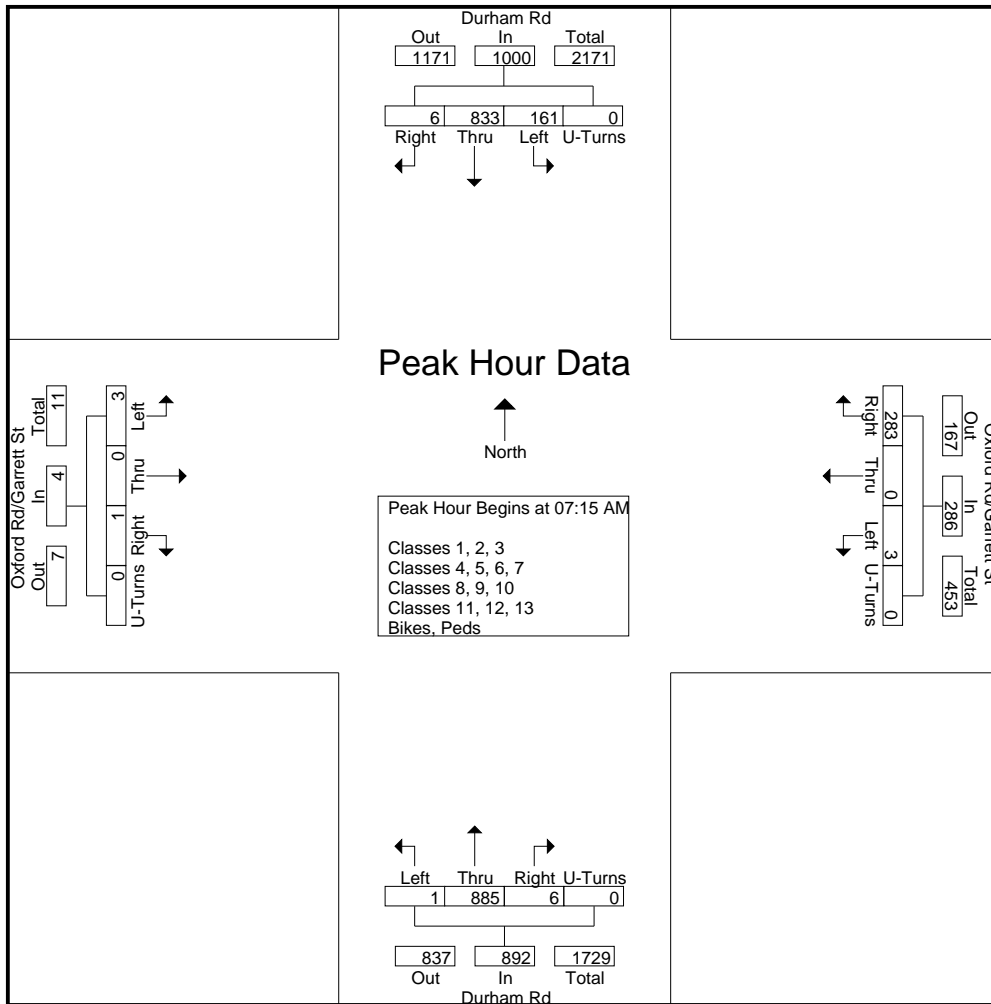


Quality Counts, LLC

920 Blairhill Rd, STE B106
Charlotte, NC 28217

File Name : 14473001 - Durham Rd & Oxford Rd_Garrett St
Site Code : 14473001
Start Date : 8/30/2017
Page No : 4

Start Time	Durham Rd Southbound					Oxford Rd/Garrett St Westbound					Durham Rd Northbound					Oxford Rd/Garrett St Eastbound					Int. Total
	Right	Thru	Left	Peds	App. Total	Right	Thru	Left	Peds	App. Total	Right	Thru	Left	Peds	App. Total	Right	Thru	Left	Peds	App. Total	
Peak Hour Analysis From 06:00 AM to 09:45 AM - Peak 1 of 1																					
Peak Hour for Entire Intersection Begins at 07:15 AM																					
07:15 AM	2	217	27	0	246	75	0	1	0	76	2	195	0	0	197	0	0	0	0	0	519
07:30 AM	0	204	48	0	252	81	0	2	0	83	0	271	1	0	272	1	0	1	0	2	609
07:45 AM	3	214	48	0	265	78	0	0	0	78	3	250	0	0	253	0	0	1	0	1	597
08:00 AM	1	198	38	0	237	49	0	0	0	49	1	169	0	0	170	0	0	1	0	1	457
Total Volume	6	833	161	0	1000	283	0	3	0	286	6	885	1	0	892	1	0	3	0	4	2182
% App. Total	0.6	83.3	16.1	0		99	0	1	0		0.7	99.2	0.1	0		25	0	75	0		
PHF	.500	.960	.839	.000	.943	.873	.000	.375	.000	.861	.500	.816	.250	.000	.820	.250	.000	.750	.000	.500	.896



Quality Counts, LLC

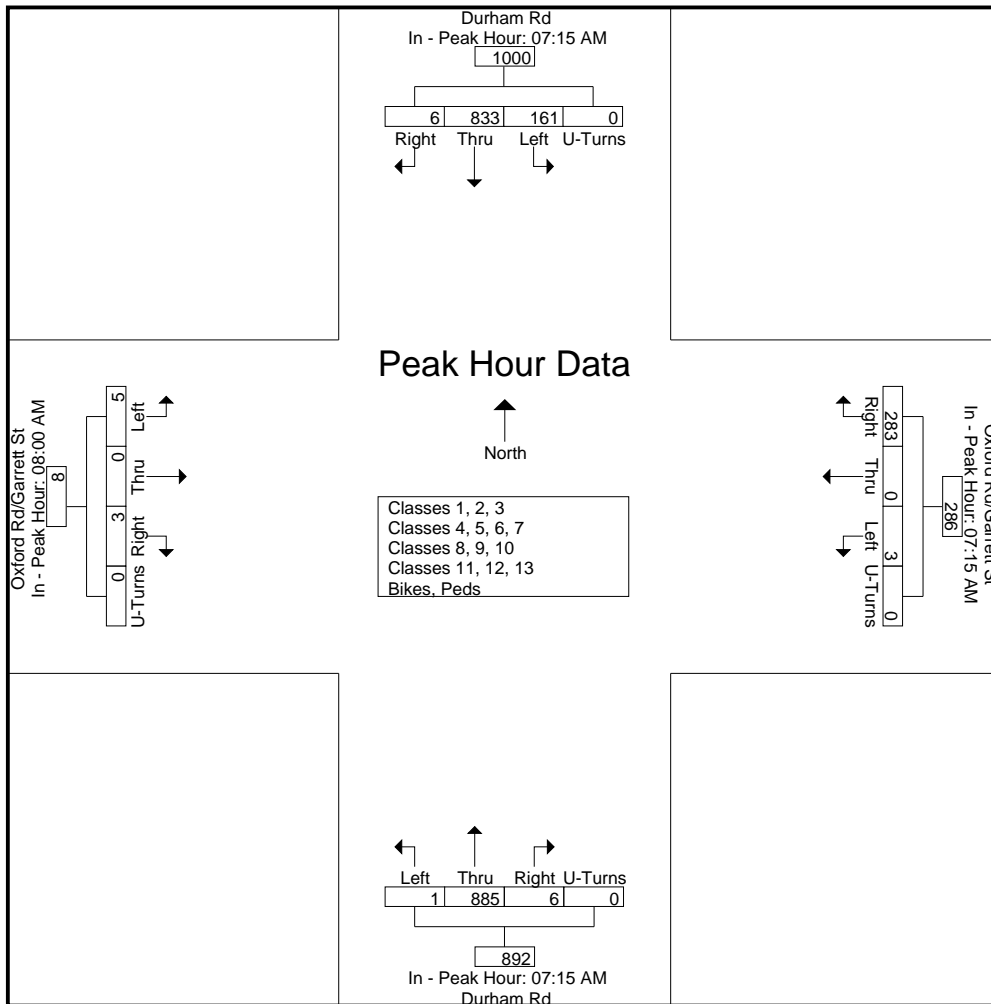
920 Blairhill Rd, STE B106
Charlotte, NC 28217

File Name : 14473001 - Durham Rd & Oxford Rd_Garrett St
Site Code : 14473001
Start Date : 8/30/2017
Page No : 5

Start Time	Durham Rd Southbound					Oxford Rd/Garrett St Westbound					Durham Rd Northbound					Oxford Rd/Garrett St Eastbound					Int. Total
	Right	Thru	Left	Peds	App. Total	Right	Thru	Left	Peds	App. Total	Right	Thru	Left	Peds	App. Total	Right	Thru	Left	Peds	App. Total	

Peak Hour Analysis From 06:00 AM to 09:45 AM - Peak 1 of 1
Peak Hour for Each Approach Begins at:

	07:15 AM					07:15 AM					07:15 AM					08:00 AM				
+0 mins.	2	217	27	0	246	75	0	1	0	76	2	195	0	0	197	0	0	1	0	1
+15 mins.	0	204	48	0	252	81	0	2	0	83	0	271	1	0	272	1	0	2	0	3
+30 mins.	3	214	48	0	265	78	0	0	0	78	3	250	0	0	253	0	0	2	0	2
+45 mins.	1	198	38	0	237	49	0	0	0	49	1	169	0	0	170	2	0	0	0	2
Total Volume	6	833	161	0	1000	283	0	3	0	286	6	885	1	0	892	3	0	5	0	8
% App. Total	0.6	83.3	16.1	0		99	0	1	0		0.7	99.2	0.1	0		37.5	0	62.5	0	
PHF	.500	.960	.839	.000	.943	.873	.000	.375	.000	.861	.500	.816	.250	.000	.820	.375	.000	.625	.000	.667

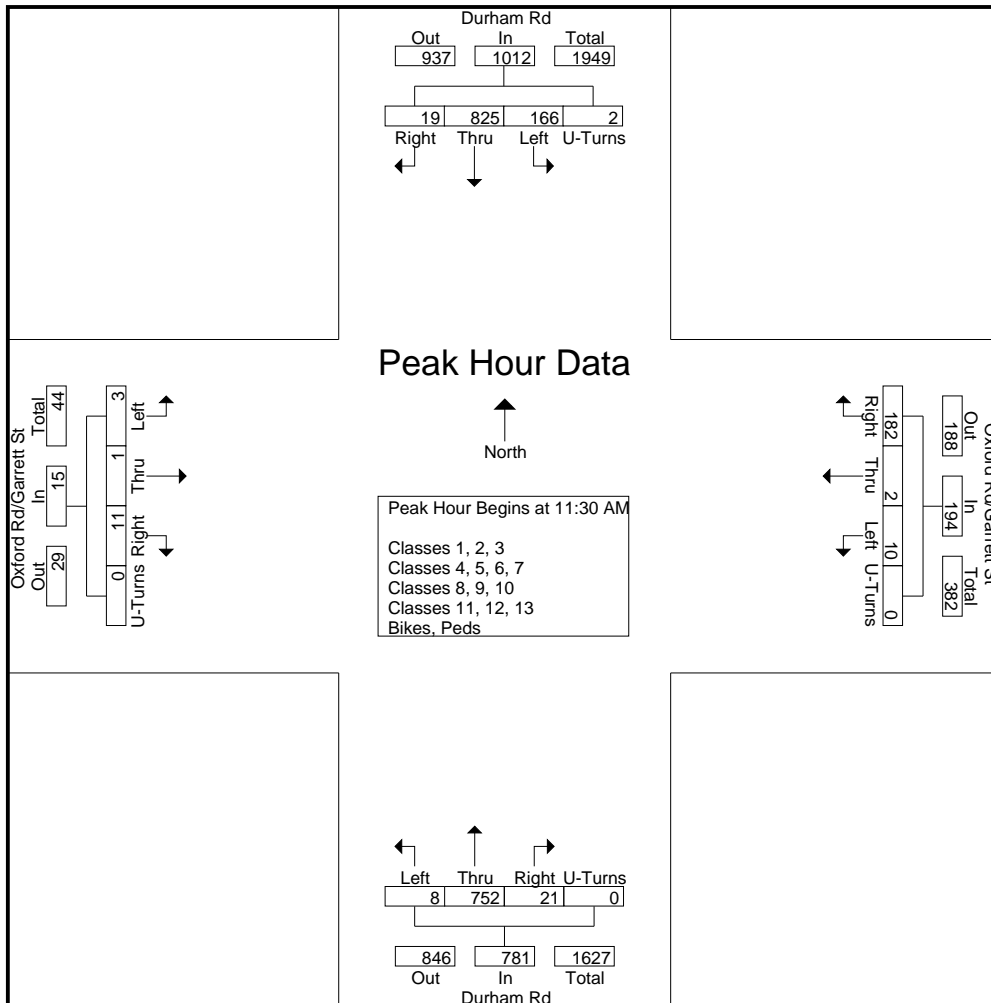


Quality Counts, LLC

920 Blairhill Rd, STE B106
Charlotte, NC 28217

File Name : 14473001 - Durham Rd & Oxford Rd_Garrett St
Site Code : 14473001
Start Date : 8/30/2017
Page No : 6

Start Time	Durham Rd Southbound					Oxford Rd/Garrett St Westbound					Durham Rd Northbound					Oxford Rd/Garrett St Eastbound					Int. Total
	Right	Thru	Left	Peds	App. Total	Right	Thru	Left	Peds	App. Total	Right	Thru	Left	Peds	App. Total	Right	Thru	Left	Peds	App. Total	
Peak Hour Analysis From 10:00 AM to 02:45 PM - Peak 1 of 1																					
Peak Hour for Entire Intersection Begins at 11:30 AM																					
11:30 AM	3	227	50	0	280	45	1	5	0	51	6	162	2	0	170	1	0	0	0	1	502
11:45 AM	4	180	29	0	213	52	0	2	0	54	2	192	2	0	196	4	0	0	0	4	467
12:00 PM	3	207	37	1	248	46	1	2	0	49	7	211	4	0	222	2	1	2	0	5	524
12:15 PM	9	211	50	1	271	39	0	1	0	40	6	187	0	0	193	4	0	1	0	5	509
Total Volume	19	825	166	2	1012	182	2	10	0	194	21	752	8	0	781	11	1	3	0	15	2002
% App. Total	1.9	81.5	16.4	0.2		93.8	1	5.2	0		2.7	96.3	1	0		73.3	6.7	20	0		
PHF	.528	.909	.830	.500	.904	.875	.500	.500	.000	.898	.750	.891	.500	.000	.880	.688	.250	.375	.000	.750	.955



Quality Counts, LLC

920 Blairhill Rd, STE B106
Charlotte, NC 28217

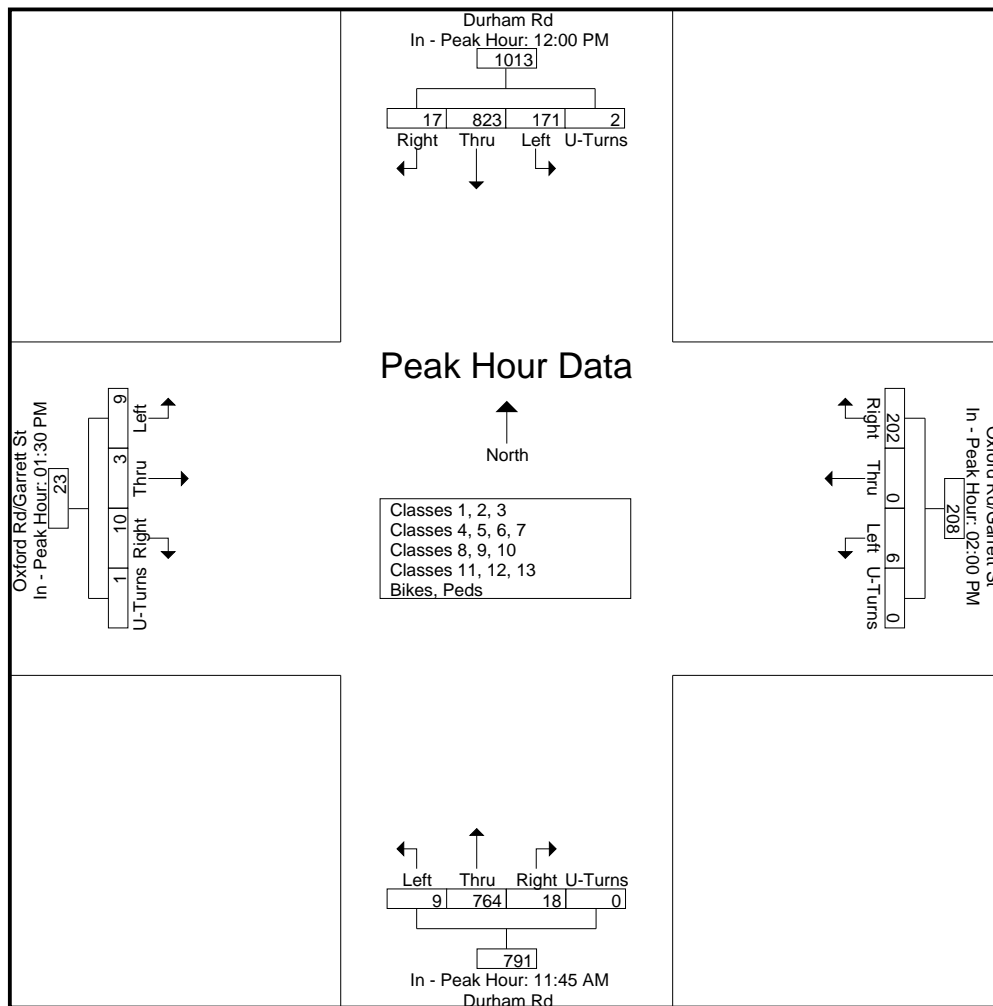
File Name : 14473001 - Durham Rd & Oxford Rd_Garrett St
Site Code : 14473001
Start Date : 8/30/2017
Page No : 7

Start Time	Durham Rd Southbound					Oxford Rd/Garrett St Westbound					Durham Rd Northbound					Oxford Rd/Garrett St Eastbound					Int. Total
	Rig ht	Thr u	Left	Ped s	App. Total	Rig ht	Thr u	Left	Ped s	App. Total	Right	Thr u	Left	Peds	App. Total	Right	Thr u	Left	Peds	App. Total	

Peak Hour Analysis From 10:00 AM to 02:45 PM - Peak 1 of 1

Peak Hour for Each Approach Begins at:

	12:00 PM					02:00 PM					11:45 AM					01:30 PM				
+0 mins.	3	207	37	1	248	40	0	2	0	42	2	192	2	0	196	3	0	3	0	6
+15 mins.	9	211	50	1	271	43	0	2	0	45	7	211	4	0	222	3	2	1	0	6
+30 mins.	4	215	45	0	264	63	0	2	0	65	6	187	0	0	193	2	1	2	0	5
+45 mins.	1	190	39	0	230	56	0	0	0	56	3	174	3	0	180	2	0	3	1	6
Total Volume	17	823	171	2	1013	202	0	6	0	208	18	764	9	0	791	10	3	9	1	23
% App. Total	1.7	81.2	16.9	0.2		97.1	0	2.9	0		2.3	96.6	1.1	0		43.5	13	39.1	4.3	
PHF	.472	.957	.855	.500	.935	.802	.000	.750	.000	.800	.643	.905	.563	.000	.891	.833	.375	.750	.250	.958

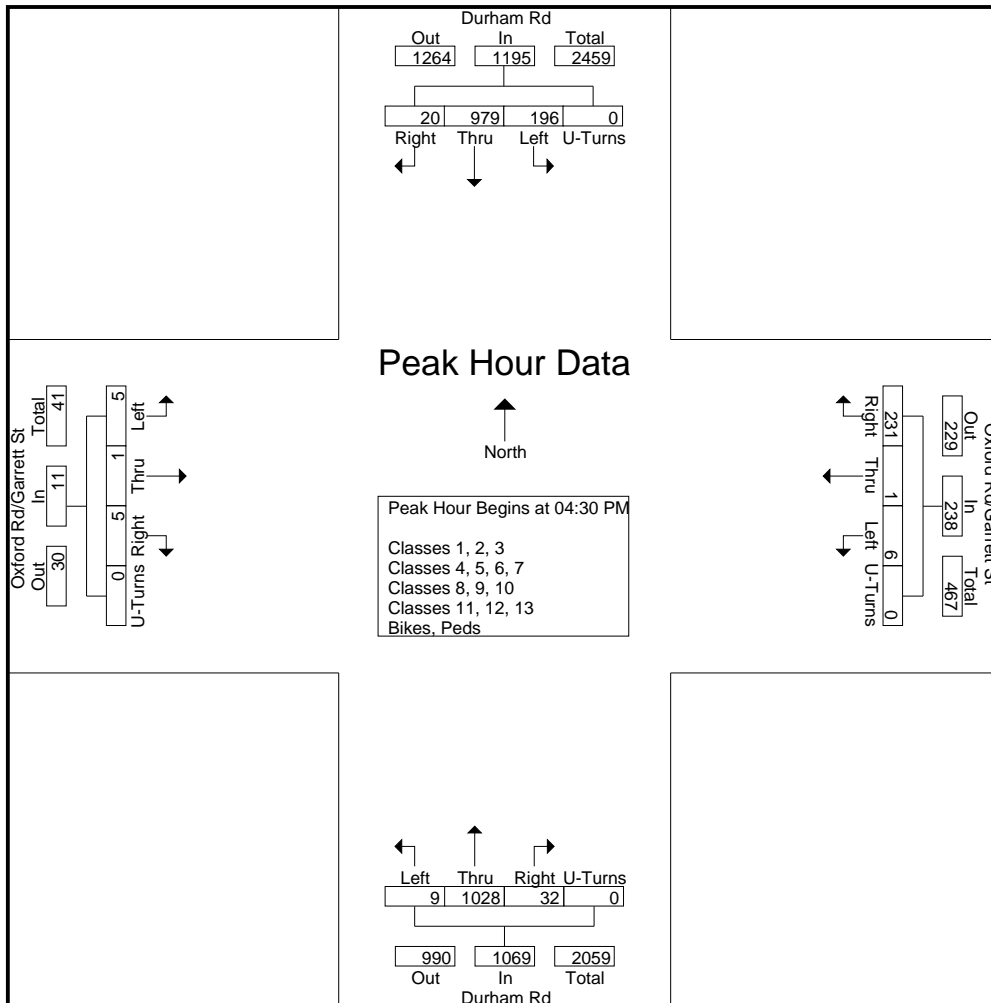


Quality Counts, LLC

920 Blairhill Rd, STE B106
Charlotte, NC 28217

File Name : 14473001 - Durham Rd & Oxford Rd_Garrett St
Site Code : 14473001
Start Date : 8/30/2017
Page No : 8

Start Time	Durham Rd Southbound					Oxford Rd/Garrett St Westbound					Durham Rd Northbound					Oxford Rd/Garrett St Eastbound					Int. Total
	Rig ht	Thr u	Left	Ped s	App. Total	Rig ht	Thr u	Left	Ped s	App. Total	Right	Thr u	Left	Peds	App. Total	Right	Thr u	Left	Peds	App. Total	
Peak Hour Analysis From 03:00 PM to 06:45 PM - Peak 1 of 1																					
Peak Hour for Entire Intersection Begins at 04:30 PM																					
04:30 PM	4	228	34	0	266	56	1	1	0	58	10	263	1	0	274	0	0	0	0	0	598
04:45 PM	3	220	52	0	275	65	0	3	0	68	4	234	3	0	241	1	0	2	0	3	587
05:00 PM	6	285	61	0	352	53	0	2	0	55	6	229	4	0	239	2	1	0	0	3	649
05:15 PM	7	246	49	0	302	57	0	0	0	57	12	302	1	0	315	2	0	3	0	5	679
Total Volume	20	979	196	0	1195	231	1	6	0	238	32	1028	9	0	1069	5	1	5	0	11	2513
% App. Total	1.7	81.9	16.4	0		97.1	0.4	2.5	0		3	96.2	0.8	0		45.5	9.1	45.5	0		
PHF	.714	.859	.803	.000	.849	.888	.250	.500	.000	.875	.667	.851	.563	.000	.848	.625	.250	.417	.000	.550	.925



Quality Counts, LLC

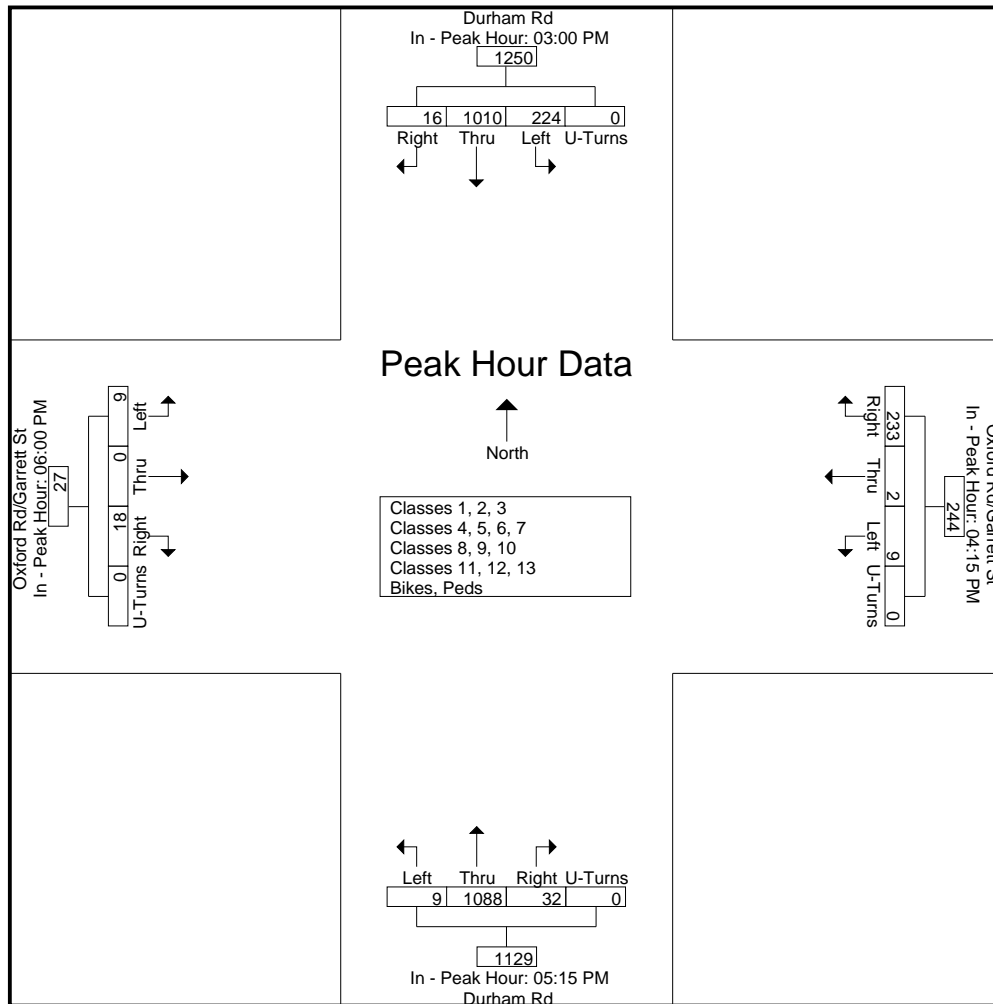
920 Blairhill Rd, STE B106
Charlotte, NC 28217

File Name : 14473001 - Durham Rd & Oxford Rd_Garrett St
Site Code : 14473001
Start Date : 8/30/2017
Page No : 9

Start Time	Durham Rd Southbound					Oxford Rd/Garrett St Westbound					Durham Rd Northbound					Oxford Rd/Garrett St Eastbound					Int. Total
	Rig ht	Thr u	Left	Ped s	App. Total	Rig ht	Thr u	Left	Ped s	App. Total	Right	Thr u	Left	Peds	App. Total	Right	Thr u	Left	Peds	App. Total	

Peak Hour Analysis From 03:00 PM to 06:45 PM - Peak 1 of 1
Peak Hour for Each Approach Begins at:

	03:00 PM					04:15 PM					05:15 PM					06:00 PM				
+0 mins.	0	240	59	0	299	59	1	3	0	63	12	302	1	0	315	3	0	1	0	4
+15 mins.	3	273	64	0	340	56	1	1	0	58	8	273	0	0	281	5	0	2	0	7
+30 mins.	8	235	60	0	303	65	0	3	0	68	4	269	5	0	278	5	0	2	0	7
+45 mins.	5	262	41	0	308	53	0	2	0	55	8	244	3	0	255	5	0	4	0	9
Total Volume	16	1010	224	0	1250	233	2	9	0	244	32	1088	9	0	1129	18	0	9	0	27
% App. Total	1.3	80.8	17.9	0		95.5	0.8	3.7	0		2.8	96.4	0.8	0		66.7	0	33.3	0	
PHF	.500	.925	.875	.000	.919	.896	.500	.750	.000	.897	.667	.901	.450	.000	.896	.900	.000	.563	.000	.750



Quality Counts, LLC

920 Blairhill Rd, STE B106
Charlotte, NC 28217

File Name : 14473001 - Durham Rd & Oxford Rd_Garrett St

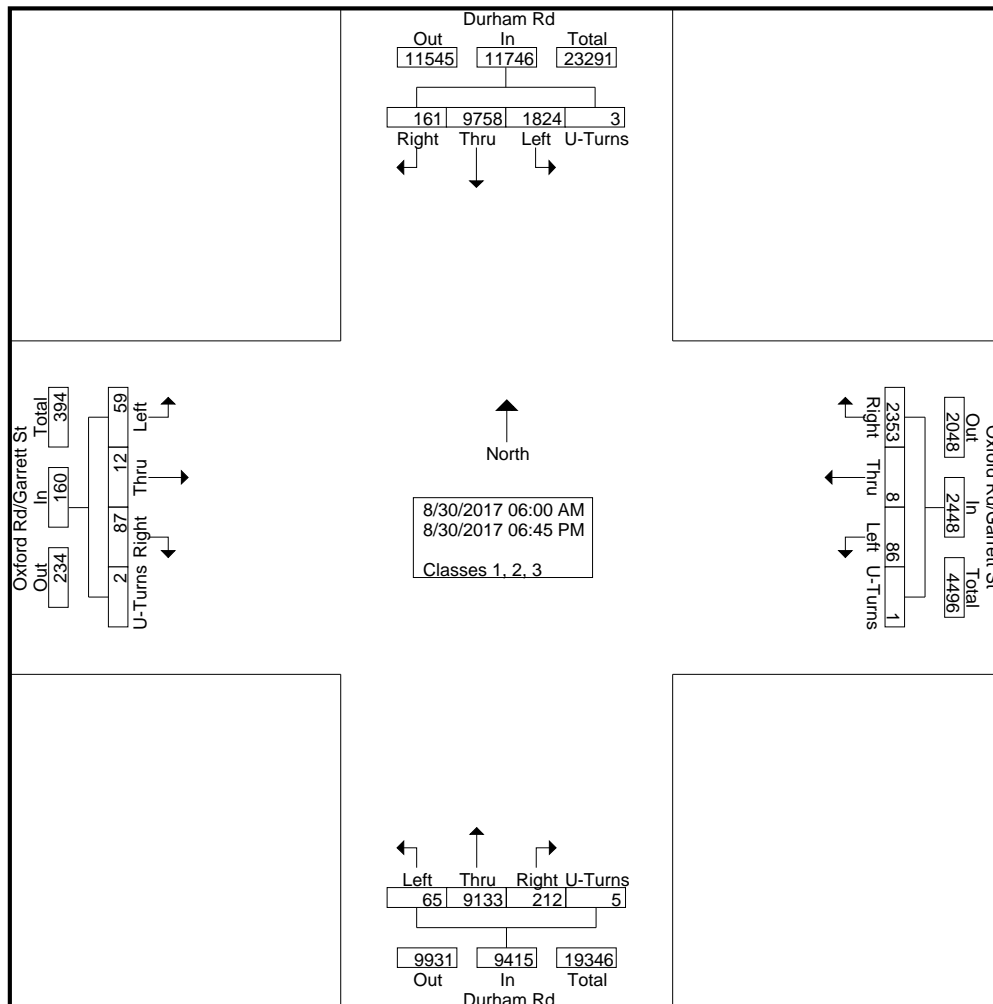
Site Code : 14473001

Start Date : 8/30/2017

Page No : 2

Groups Printed- Classes 1, 2, 3

Start Time	Durham Rd Southbound					Oxford Rd/Garrett St Westbound					Durham Rd Northbound					Oxford Rd/Garrett St Eastbound					Int. Total
	Right	Thru	Left	U-Turns	App. Total	Right	Thru	Left	U-Turns	App. Total	Right	Thru	Left	U-Turns	App. Total	Right	Thru	Left	U-Turns	App. Total	
04:00 PM	6	226	40	0	272	44	0	1	0	45	6	266	2	0	274	3	0	2	0	5	596
04:15 PM	3	196	43	0	242	56	1	3	0	60	5	254	0	0	259	0	0	3	0	3	564
04:30 PM	4	223	29	0	256	54	1	1	0	56	9	257	1	0	267	0	0	0	0	0	579
04:45 PM	3	213	52	0	268	64	0	3	0	67	4	229	3	0	236	1	0	2	0	3	574
Total	16	858	164	0	1038	218	2	8	0	228	24	1006	6	0	1036	4	0	7	0	11	2313
05:00 PM	6	276	59	0	341	53	0	1	0	54	6	224	4	0	234	2	1	0	0	3	632
05:15 PM	7	239	49	0	295	56	0	0	0	56	11	295	1	0	307	2	0	3	0	5	663
05:30 PM	4	196	44	0	244	48	1	2	0	51	8	272	0	0	280	6	0	3	0	9	584
05:45 PM	6	196	34	0	236	52	0	2	0	54	4	268	5	0	277	3	0	1	0	4	571
Total	23	907	186	0	1116	209	1	5	0	215	29	1059	10	0	1098	13	1	7	0	21	2450
06:00 PM	7	184	46	0	237	44	0	2	0	46	8	242	3	0	253	3	0	1	0	4	540
06:15 PM	4	166	38	0	208	42	0	2	0	44	5	233	1	0	239	5	0	2	0	7	498
06:30 PM	5	164	59	0	228	59	1	4	0	64	10	223	3	0	236	5	0	2	0	7	535
06:45 PM	2	173	40	0	215	46	0	5	0	51	7	186	1	0	194	5	0	4	0	9	469
Total	18	687	183	0	888	191	1	13	0	205	30	884	8	0	922	18	0	9	0	27	2042
Grand Total	161	9758	1824	3	11746	2353	8	86	1	2448	212	9133	65	5	9415	87	12	59	2	160	23769
Apprch %	1.4	83.1	15.5	0		96.1	0.3	3.5	0		2.3	97	0.7	0.1		54.4	7.5	36.9	1.2		
Total %	0.7	41.1	7.7	0	49.4	9.9	0	0.4	0	10.3	0.9	38.4	0.3	0	39.6	0.4	0.1	0.2	0	0.7	

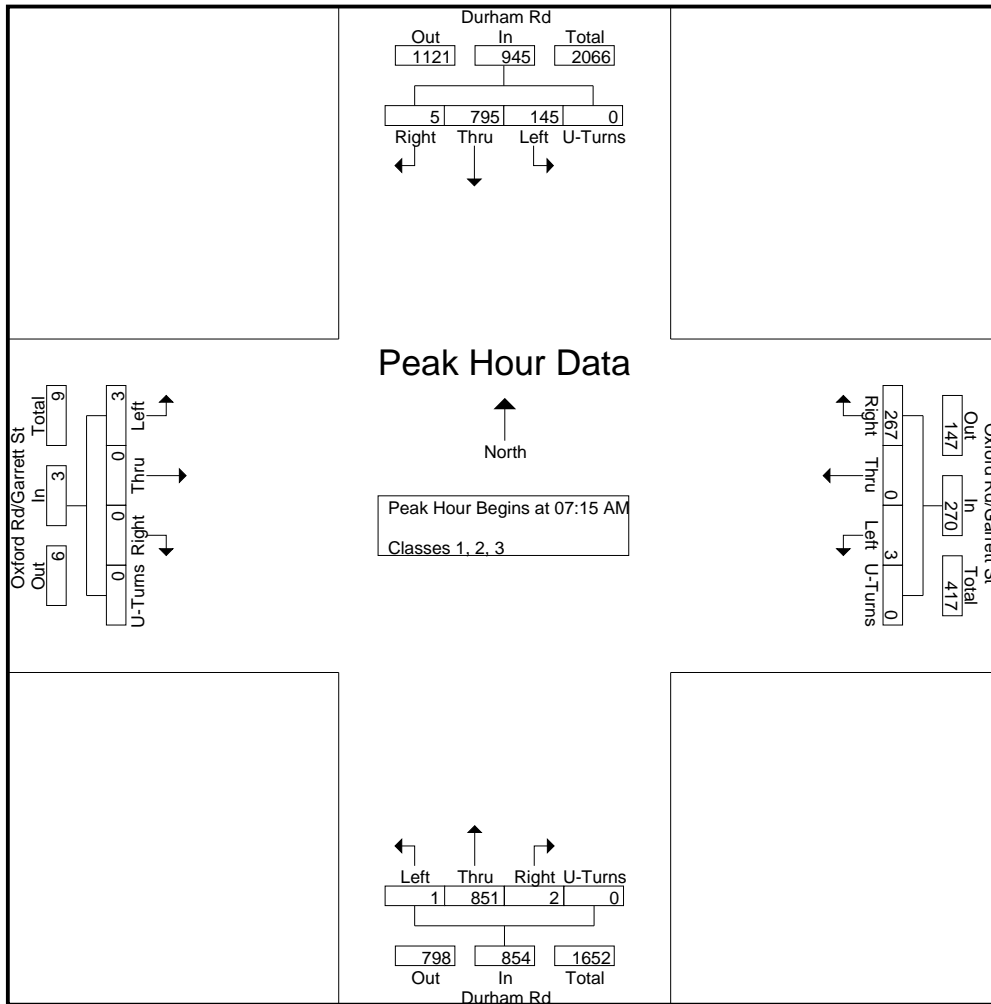


Quality Counts, LLC

920 Blairhill Rd, STE B106
Charlotte, NC 28217

File Name : 14473001 - Durham Rd & Oxford Rd_Garrett St
Site Code : 14473001
Start Date : 8/30/2017
Page No : 3

Start Time	Durham Rd Southbound					Oxford Rd/Garrett St Westbound					Durham Rd Northbound					Oxford Rd/Garrett St Eastbound					Int. Total
	Right	Thru	Left	U-Turns	App. Total	Right	Thru	Left	U-Turns	App. Total	Right	Thru	Left	U-Turns	App. Total	Right	Thru	Left	U-Turns	App. Total	
Peak Hour Analysis From 06:00 AM to 09:45 AM - Peak 1 of 1																					
Peak Hour for Entire Intersection Begins at 07:15 AM																					
07:15 AM	1	205	25	0	231	72	0	1	0	73	0	185	0	0	185	0	0	0	0	0	489
07:30 AM	0	195	43	0	238	75	0	2	0	77	0	263	1	0	264	0	0	1	0	1	580
07:45 AM	3	206	44	0	253	76	0	0	0	76	2	238	0	0	240	0	0	1	0	1	570
08:00 AM	1	189	33	0	223	44	0	0	0	44	0	165	0	0	165	0	0	1	0	1	433
Total Volume	5	795	145	0	945	267	0	3	0	270	2	851	1	0	854	0	0	3	0	3	2072
% App. Total	0.5	84.1	15.3	0		98.9	0	1.1	0		0.2	99.6	0.1	0		0	0	100	0		
PHF	.417	.965	.824	.000	.934	.878	.000	.375	.000	.877	.250	.809	.250	.000	.809	.000	.000	.750	.000	.750	.893



Quality Counts, LLC

920 Blairhill Rd, STE B106
Charlotte, NC 28217

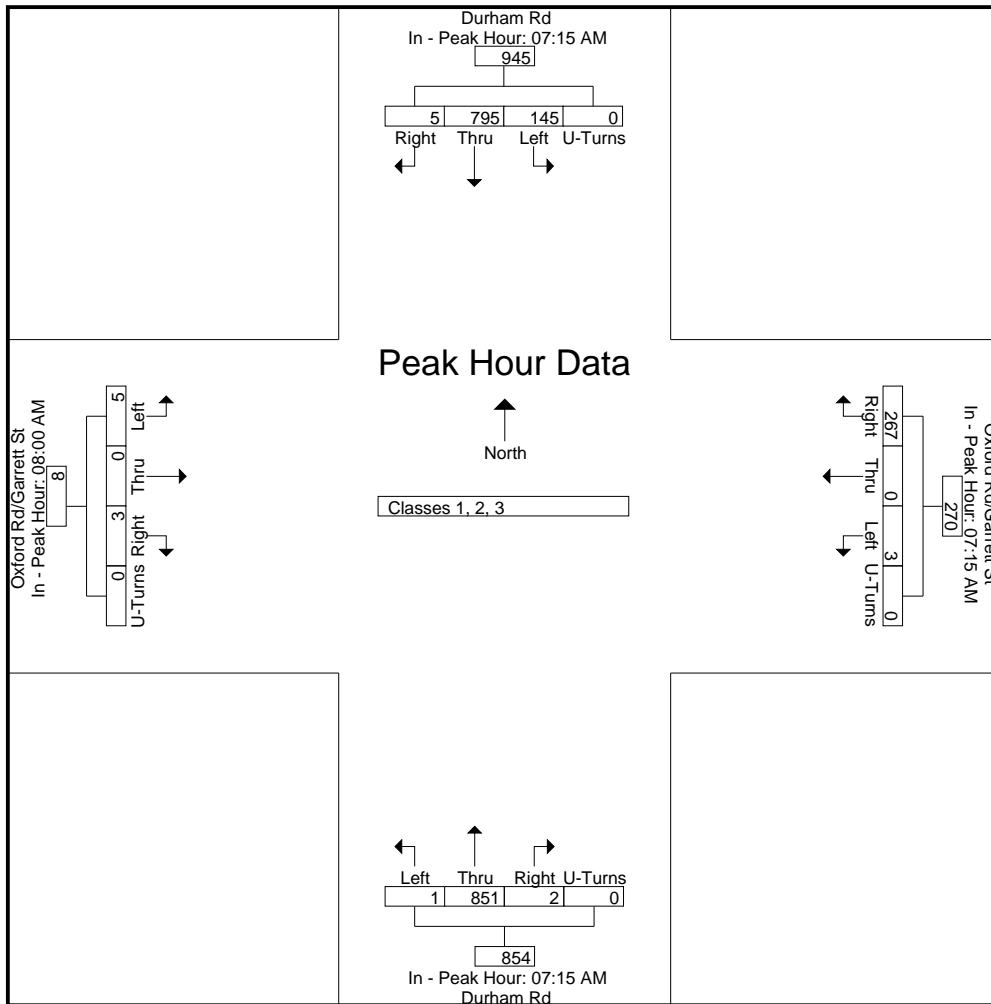
File Name : 14473001 - Durham Rd & Oxford Rd_Garrett St
Site Code : 14473001
Start Date : 8/30/2017
Page No : 4

Start Time	Durham Rd Southbound					Oxford Rd/Garrett St Westbound					Durham Rd Northbound					Oxford Rd/Garrett St Eastbound					Int. Total
	Right	Thru	Left	U-Turns	App. Total	Right	Thru	Left	U-Turns	App. Total	Right	Thru	Left	U-Turns	App. Total	Right	Thru	Left	U-Turns	App. Total	

Peak Hour Analysis From 06:00 AM to 09:45 AM - Peak 1 of 1

Peak Hour for Each Approach Begins at:

	07:15 AM					07:15 AM					07:15 AM					08:00 AM				
+0 mins.	1	205	25	0	231	72	0	1	0	73	0	185	0	0	185	0	0	1	0	1
+15 mins.	0	195	43	0	238	75	0	2	0	77	0	263	1	0	264	1	0	2	0	3
+30 mins.	3	206	44	0	253	76	0	0	0	76	2	238	0	0	240	0	0	2	0	2
+45 mins.	1	189	33	0	223	44	0	0	0	44	0	165	0	0	165	2	0	0	0	2
Total Volume	5	795	145	0	945	267	0	3	0	270	2	851	1	0	854	3	0	5	0	8
% App. Total	0.5	84.1	15.3	0		98.9	0	1.1	0		0.2	99.6	0.1	0		37.5	0	62.5	0	
PHF	.417	.965	.824	.000	.934	.878	.000	.375	.000	.877	.250	.809	.250	.000	.809	.375	.000	.625	.000	.667

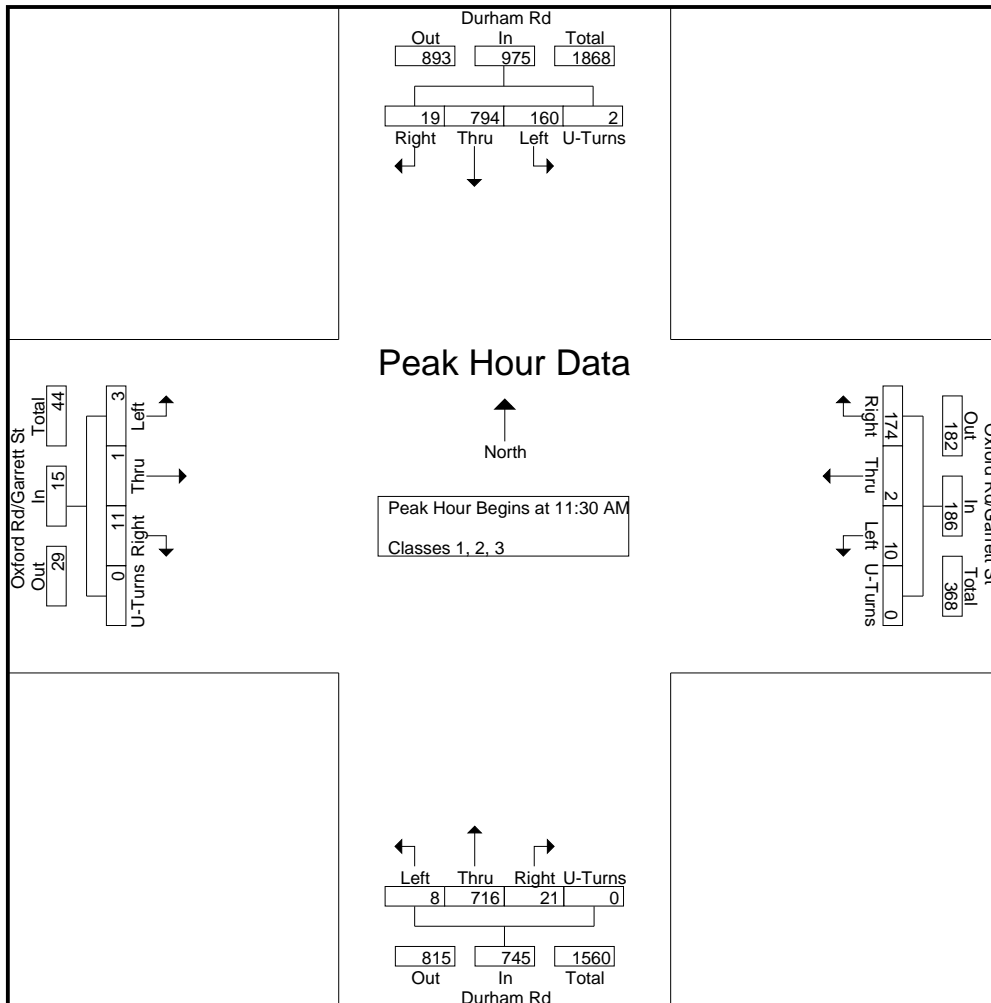


Quality Counts, LLC

920 Blairhill Rd, STE B106
Charlotte, NC 28217

File Name : 14473001 - Durham Rd & Oxford Rd_Garrett St
Site Code : 14473001
Start Date : 8/30/2017
Page No : 5

Start Time	Durham Rd Southbound					Oxford Rd/Garrett St Westbound					Durham Rd Northbound					Oxford Rd/Garrett St Eastbound					Int. Total
	Right	Thru	Left	U-Turns	App. Total	Right	Thru	Left	U-Turns	App. Total	Right	Thru	Left	U-Turns	App. Total	Right	Thru	Left	U-Turns	App. Total	
Peak Hour Analysis From 10:00 AM to 02:45 PM - Peak 1 of 1																					
Peak Hour for Entire Intersection Begins at 11:30 AM																					
11:30 AM	3	218	49	0	270	43	1	5	0	49	6	152	2	0	160	1	0	0	0	1	480
11:45 AM	4	175	28	0	207	49	0	2	0	51	2	185	2	0	189	4	0	0	0	4	451
12:00 PM	3	199	36	1	239	44	1	2	0	47	7	202	4	0	213	2	1	2	0	5	504
12:15 PM	9	202	47	1	259	38	0	1	0	39	6	177	0	0	183	4	0	1	0	5	486
Total Volume	19	794	160	2	975	174	2	10	0	186	21	716	8	0	745	11	1	3	0	15	1921
% App. Total	1.9	81.4	16.4	0.2		93.5	1.1	5.4	0		2.8	96.1	1.1	0		73.3	6.7	20	0		
PHF	.528	.911	.816	.500	.903	.888	.500	.500	.000	.912	.750	.886	.500	.000	.874	.688	.250	.375	.000	.750	.953



Quality Counts, LLC

920 Blairhill Rd, STE B106
Charlotte, NC 28217

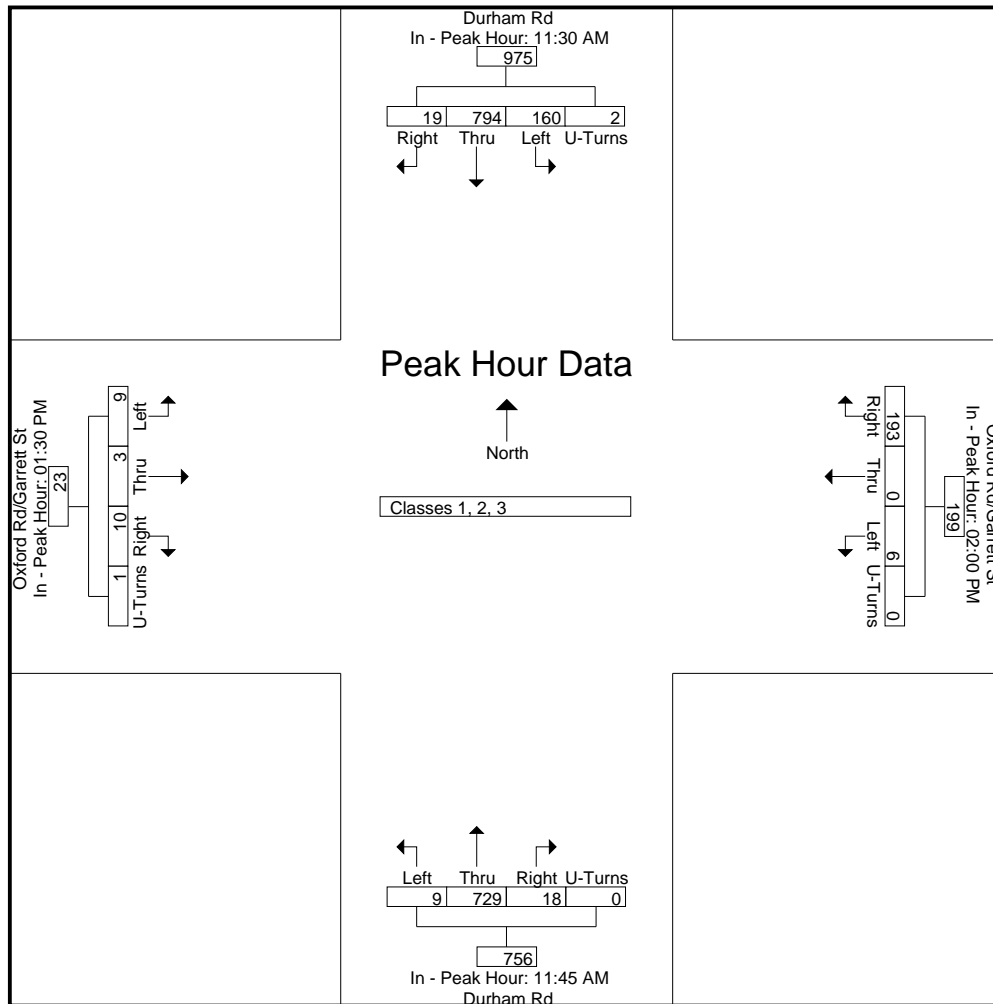
File Name : 14473001 - Durham Rd & Oxford Rd_Garrett St
Site Code : 14473001
Start Date : 8/30/2017
Page No : 6

Start Time	Durham Rd Southbound					Oxford Rd/Garrett St Westbound					Durham Rd Northbound					Oxford Rd/Garrett St Eastbound					Int. Total
	Right	Thru	Left	U-Turns	App. Total	Right	Thru	Left	U-Turns	App. Total	Right	Thru	Left	U-Turns	App. Total	Right	Thru	Left	U-Turns	App. Total	

Peak Hour Analysis From 10:00 AM to 02:45 PM - Peak 1 of 1

Peak Hour for Each Approach Begins at:

	11:30 AM					02:00 PM					11:45 AM					01:30 PM				
+0 mins.	3	218	49	0	270	38	0	2	0	40	2	185	2	0	189	3	0	3	0	6
+15 mins.	4	175	28	0	207	42	0	2	0	44	7	202	4	0	213	3	2	1	0	6
+30 mins.	3	199	36	1	239	61	0	2	0	63	6	177	0	0	183	2	1	2	0	5
+45 mins.	9	202	47	1	259	52	0	0	0	52	3	165	3	0	171	2	0	3	1	6
Total Volume	19	794	160	2	975	193	0	6	0	199	18	729	9	0	756	10	3	9	1	23
% App. Total	1.9	81.4	16.4	0.2		97	0	3	0		2.4	96.4	1.2	0		43.5	13	39.1	4.3	
PHF	.528	.911	.816	.500	.903	.791	.000	.750	.000	.790	.643	.902	.563	.000	.887	.833	.375	.750	.250	.958

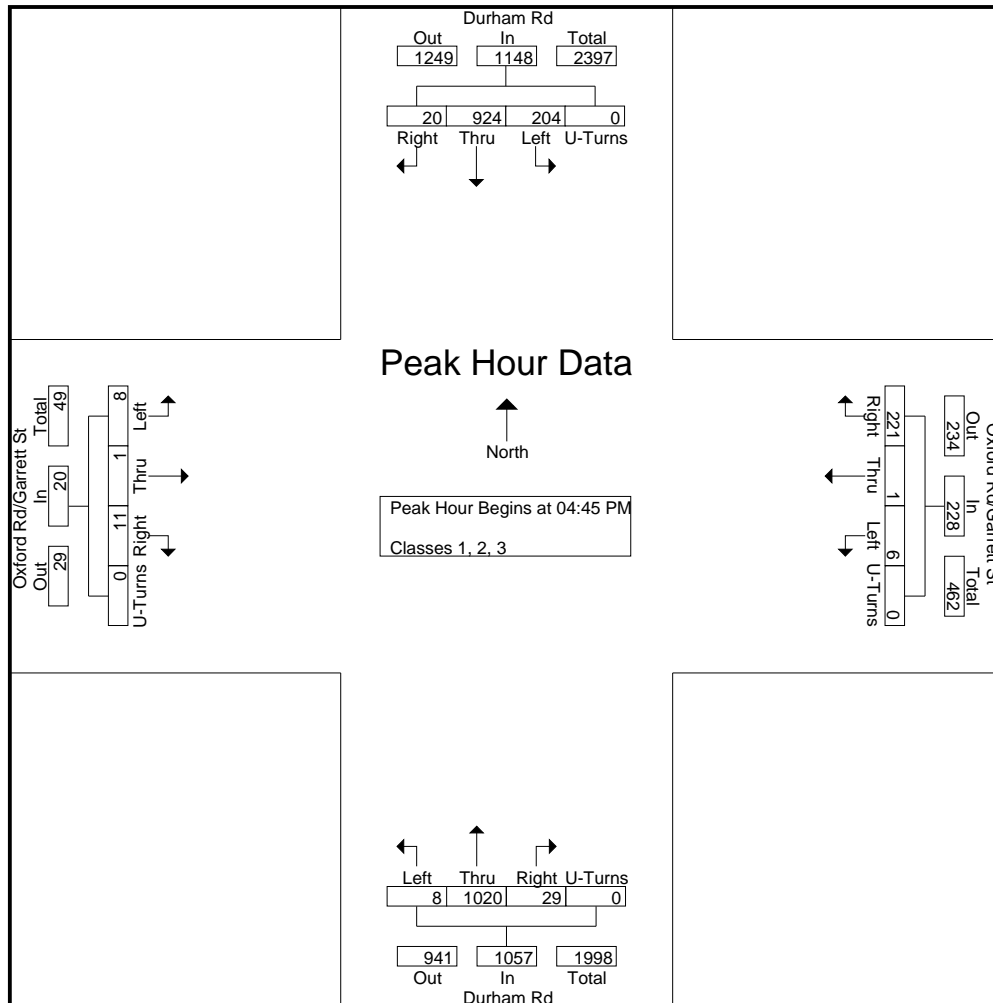


Quality Counts, LLC

920 Blairhill Rd, STE B106
Charlotte, NC 28217

File Name : 14473001 - Durham Rd & Oxford Rd_Garrett St
Site Code : 14473001
Start Date : 8/30/2017
Page No : 7

Start Time	Durham Rd Southbound					Oxford Rd/Garrett St Westbound					Durham Rd Northbound					Oxford Rd/Garrett St Eastbound					Int. Total
	Right	Thru	Left	U-Turns	App. Total	Right	Thru	Left	U-Turns	App. Total	Right	Thru	Left	U-Turns	App. Total	Right	Thru	Left	U-Turns	App. Total	
Peak Hour Analysis From 03:00 PM to 06:45 PM - Peak 1 of 1																					
Peak Hour for Entire Intersection Begins at 04:45 PM																					
04:45 PM	3	213	52	0	268	64	0	3	0	67	4	229	3	0	236	1	0	2	0	3	574
05:00 PM	6	276	59	0	341	53	0	1	0	54	6	224	4	0	234	2	1	0	0	3	632
05:15 PM	7	239	49	0	295	56	0	0	0	56	11	295	1	0	307	2	0	3	0	5	663
05:30 PM	4	196	44	0	244	48	1	2	0	51	8	272	0	0	280	6	0	3	0	9	584
Total Volume	20	924	204	0	1148	221	1	6	0	228	29	1020	8	0	1057	11	1	8	0	20	2453
% App. Total	1.7	80.5	17.8	0		96.9	0.4	2.6	0		2.7	96.5	0.8	0		55	5	40	0		
PHF	.714	.837	.864	.000	.842	.863	.250	.500	.000	.851	.659	.864	.500	.000	.861	.458	.250	.667	.000	.556	.925



Quality Counts, LLC

920 Blairhill Rd, STE B106
Charlotte, NC 28217

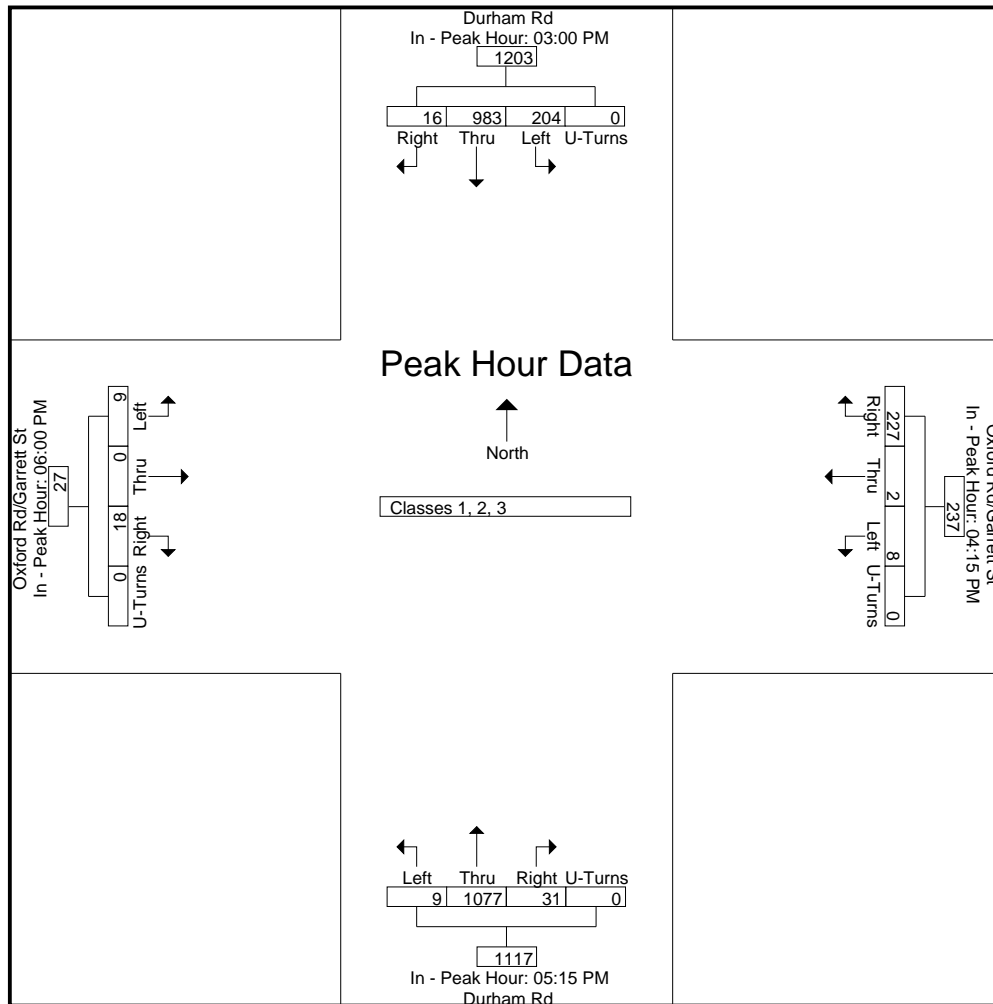
File Name : 14473001 - Durham Rd & Oxford Rd_Garrett St
Site Code : 14473001
Start Date : 8/30/2017
Page No : 8

Start Time	Durham Rd Southbound					Oxford Rd/Garrett St Westbound					Durham Rd Northbound					Oxford Rd/Garrett St Eastbound					Int. Total
	Right	Thru	Left	U-Turns	App. Total	Right	Thru	Left	U-Turns	App. Total	Right	Thru	Left	U-Turns	App. Total	Right	Thru	Left	U-Turns	App. Total	

Peak Hour Analysis From 03:00 PM to 06:45 PM - Peak 1 of 1

Peak Hour for Each Approach Begins at:

	03:00 PM					04:15 PM					05:15 PM					06:00 PM				
+0 mins.	0	233	56	0	289	56	1	3	0	60	11	295	1	0	307	3	0	1	0	4
+15 mins.	3	265	59	0	327	54	1	1	0	56	8	272	0	0	280	5	0	2	0	7
+30 mins.	8	233	51	0	292	64	0	3	0	67	4	268	5	0	277	5	0	2	0	7
+45 mins.	5	252	38	0	295	53	0	1	0	54	8	242	3	0	253	5	0	4	0	9
Total Volume	16	983	204	0	1203	227	2	8	0	237	31	1077	9	0	1117	18	0	9	0	27
% App. Total	1.3	81.7	17	0		95.8	0.8	3.4	0		2.8	96.4	0.8	0		66.7	0	33.3	0	
PHF	.500	.927	.864	.000	.920	.887	.500	.667	.000	.884	.705	.913	.450	.000	.910	.900	.000	.563	.000	.750



Quality Counts, LLC

920 Blairhill Rd, STE B106
Charlotte, NC 28217

File Name : 14473001 - Durham Rd & Oxford Rd_Garrett St

Site Code : 14473001

Start Date : 8/30/2017

Page No : 1

Groups Printed- Classes 4, 5, 6, 7

Start Time	Durham Rd Southbound					Oxford Rd/Garrett St Westbound					Durham Rd Northbound					Oxford Rd/Garrett St Eastbound					Int. Total
	Right	Thru	Left	U-Turns	App. Total	Right	Thru	Left	U-Turns	App. Total	Right	Thru	Left	U-Turns	App. Total	Right	Thru	Left	U-Turns	App. Total	
06:00 AM	1	1	1	0	3	0	0	0	0	0	0	0	0	0	0	0	0	0	0	0	3
06:15 AM	0	3	2	0	5	1	0	0	0	1	0	1	0	0	1	0	0	0	0	0	7
06:30 AM	0	4	2	0	6	0	0	0	0	0	0	1	0	0	1	0	0	0	0	0	7
06:45 AM	0	4	3	0	7	1	0	0	0	1	0	4	0	0	4	0	0	0	0	0	12
Total	1	12	8	0	21	2	0	0	0	2	0	6	0	0	6	0	0	0	0	0	29
07:00 AM	0	5	2	0	7	2	0	0	0	2	0	4	0	0	4	0	0	0	0	0	13
07:15 AM	1	10	2	0	13	2	0	0	0	2	1	5	0	0	6	0	0	0	0	0	21
07:30 AM	0	4	3	0	7	6	0	0	0	6	0	3	0	0	3	1	0	0	0	1	17
07:45 AM	0	5	1	0	6	2	0	0	0	2	0	8	0	0	8	0	0	0	0	0	16
Total	1	24	8	0	33	12	0	0	0	12	1	20	0	0	21	1	0	0	0	1	67
08:00 AM	0	5	4	0	9	4	0	0	0	4	1	1	0	0	2	0	0	0	0	0	15
08:15 AM	0	6	4	0	10	1	0	0	0	1	0	7	0	0	7	0	0	0	0	0	18
08:30 AM	0	9	1	0	10	2	0	1	0	3	0	8	0	0	8	0	0	0	0	0	21
08:45 AM	0	6	1	0	7	1	0	0	0	1	0	4	0	0	4	0	0	0	0	0	12
Total	0	26	10	0	36	8	0	1	0	9	1	20	0	0	21	0	0	0	0	0	66
09:00 AM	0	6	0	0	6	0	0	0	0	0	1	10	0	0	11	0	0	0	0	0	17
09:15 AM	0	3	2	0	5	3	0	0	0	3	0	5	0	0	5	0	0	0	0	0	13
09:30 AM	0	7	1	0	8	2	0	0	0	2	1	9	0	0	10	0	0	0	0	0	20
09:45 AM	1	1	1	0	3	3	0	0	0	3	0	7	0	0	7	1	0	0	0	1	14
Total	1	17	4	0	22	8	0	0	0	8	2	31	0	0	33	1	0	0	0	1	64
10:00 AM	0	3	1	0	4	2	0	0	0	2	0	5	0	0	5	0	0	0	0	0	11
10:15 AM	0	5	1	0	6	3	0	0	0	3	0	5	0	0	5	0	0	0	0	0	14
10:30 AM	0	4	4	0	8	0	0	0	0	0	0	7	1	0	8	0	0	0	0	0	16
10:45 AM	0	9	2	0	11	0	0	0	0	0	1	4	0	0	5	0	0	0	0	0	16
Total	0	21	8	0	29	5	0	0	0	5	1	21	1	0	23	0	0	0	0	0	57
11:00 AM	0	5	1	0	6	1	0	0	0	1	0	5	0	0	5	0	0	0	0	0	12
11:15 AM	0	7	3	0	10	3	0	0	0	3	0	14	0	0	14	0	0	0	0	0	27
11:30 AM	0	6	1	0	7	0	0	0	0	0	0	2	0	0	2	0	0	0	0	0	9
11:45 AM	0	4	1	0	5	2	0	0	0	2	0	3	0	0	3	0	0	0	0	0	10
Total	0	22	6	0	28	6	0	0	0	6	0	24	0	0	24	0	0	0	0	0	58
12:00 PM	0	5	1	0	6	1	0	0	0	1	0	5	0	0	5	0	0	0	0	0	12
12:15 PM	0	8	2	0	10	0	0	0	0	0	0	7	0	0	7	0	0	0	0	0	17
12:30 PM	0	8	2	0	10	0	0	0	0	0	0	4	0	0	4	0	0	0	0	0	14
12:45 PM	0	9	1	0	10	4	0	0	0	4	0	6	0	0	6	0	0	1	0	1	21
Total	0	30	6	0	36	5	0	0	0	5	0	22	0	0	22	0	0	1	0	1	64
01:00 PM	0	6	1	0	7	6	0	0	0	6	0	4	0	0	4	0	0	0	0	0	17
01:15 PM	0	4	1	0	5	1	0	0	0	1	0	5	0	0	5	0	0	0	0	0	11
01:30 PM	0	7	1	0	8	1	0	0	0	1	0	7	0	0	7	0	0	0	0	0	16
01:45 PM	0	10	0	0	10	4	0	0	0	4	0	4	0	0	4	0	0	0	0	0	18
Total	0	27	3	0	30	12	0	0	0	12	0	20	0	0	20	0	0	0	0	0	62
02:00 PM	0	4	2	0	6	1	0	0	0	1	0	8	0	0	8	0	0	0	0	0	15
02:15 PM	0	6	1	0	7	1	0	0	0	1	0	4	0	0	4	0	0	0	0	0	12
02:30 PM	0	5	2	0	7	2	0	0	0	2	0	12	0	0	12	0	0	0	0	0	21
02:45 PM	0	13	2	0	15	4	0	0	0	4	0	2	0	0	2	0	0	0	0	0	21
Total	0	28	7	0	35	8	0	0	0	8	0	26	0	0	26	0	0	0	0	0	69
03:00 PM	0	5	2	0	7	0	0	0	0	0	0	7	0	0	7	0	0	0	0	0	14
03:15 PM	0	5	4	0	9	0	0	0	0	0	1	7	0	0	8	0	0	0	0	0	17
03:30 PM	0	2	7	0	9	1	0	0	0	1	0	11	0	0	11	0	0	0	0	0	21
03:45 PM	0	6	2	0	8	3	0	0	0	3	0	5	1	0	6	0	0	1	0	1	18
Total	0	18	15	0	33	4	0	0	0	4	1	30	1	0	32	0	0	1	0	1	70

Quality Counts, LLC

920 Blairhill Rd, STE B106
Charlotte, NC 28217

File Name : 14473001 - Durham Rd & Oxford Rd_Garrett St

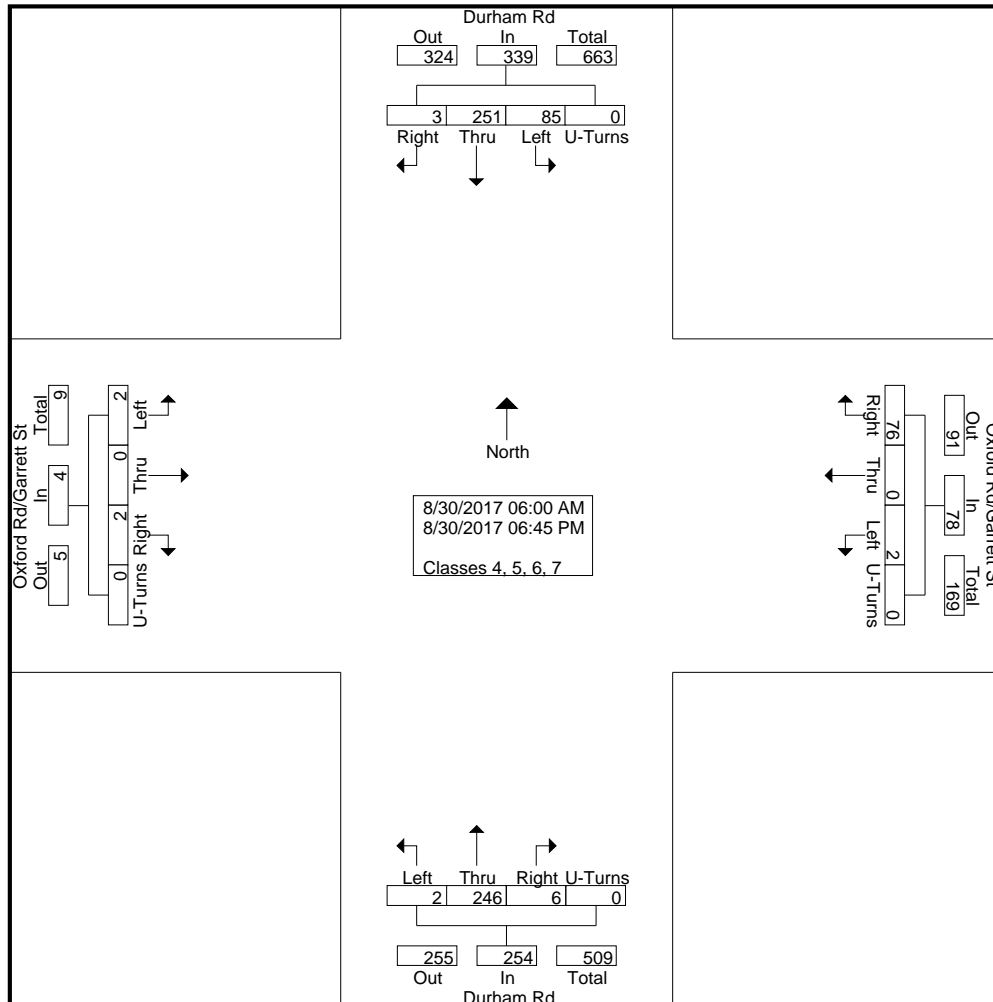
Site Code : 14473001

Start Date : 8/30/2017

Page No : 2

Groups Printed- Classes 4, 5, 6, 7

Start Time	Durham Rd Southbound					Oxford Rd/Garrett St Westbound					Durham Rd Northbound					Oxford Rd/Garrett St Eastbound					Int. Total
	Right	Thru	Left	U-Turns	App. Total	Right	Thru	Left	U-Turns	App. Total	Right	Thru	Left	U-Turns	App. Total	Right	Thru	Left	U-Turns	App. Total	
04:00 PM	0	3	0	0	3	1	0	0	0	1	0	8	0	0	8	0	0	0	0	0	12
04:15 PM	0	3	1	0	4	1	0	0	0	1	0	4	0	0	4	0	0	0	0	0	9
04:30 PM	0	1	4	0	5	2	0	0	0	2	0	2	0	0	2	0	0	0	0	0	9
04:45 PM	0	1	0	0	1	1	0	0	0	1	0	2	0	0	2	0	0	0	0	0	4
Total	0	8	5	0	13	5	0	0	0	5	0	16	0	0	16	0	0	0	0	0	34
05:00 PM	0	4	1	0	5	0	0	1	0	1	0	2	0	0	2	0	0	0	0	0	8
05:15 PM	0	2	0	0	2	0	0	0	0	0	0	2	0	0	2	0	0	0	0	0	4
05:30 PM	0	2	2	0	4	0	0	0	0	0	0	1	0	0	1	0	0	0	0	0	5
05:45 PM	0	4	0	0	4	1	0	0	0	1	0	1	0	0	1	0	0	0	0	0	6
Total	0	12	3	0	15	1	0	1	0	2	0	6	0	0	6	0	0	0	0	0	23
06:00 PM	0	1	0	0	1	0	0	0	0	0	0	2	0	0	2	0	0	0	0	0	3
06:15 PM	0	2	0	0	2	0	0	0	0	0	0	1	0	0	1	0	0	0	0	0	3
06:30 PM	0	2	2	0	4	0	0	0	0	0	0	1	0	0	1	0	0	0	0	0	5
06:45 PM	0	1	0	0	1	0	0	0	0	0	0	0	0	0	0	0	0	0	0	0	1
Total	0	6	2	0	8	0	0	0	0	0	0	4	0	0	4	0	0	0	0	0	12
Grand Total	3	251	85	0	339	76	0	2	0	78	6	246	2	0	254	2	0	2	0	4	675
Apprch %	0.9	74	25.1	0		97.4	0	2.6	0		2.4	96.9	0.8	0		50	0	50	0		
Total %	0.4	37.2	12.6	0	50.2	11.3	0	0.3	0	11.6	0.9	36.4	0.3	0	37.6	0.3	0	0.3	0	0.6	

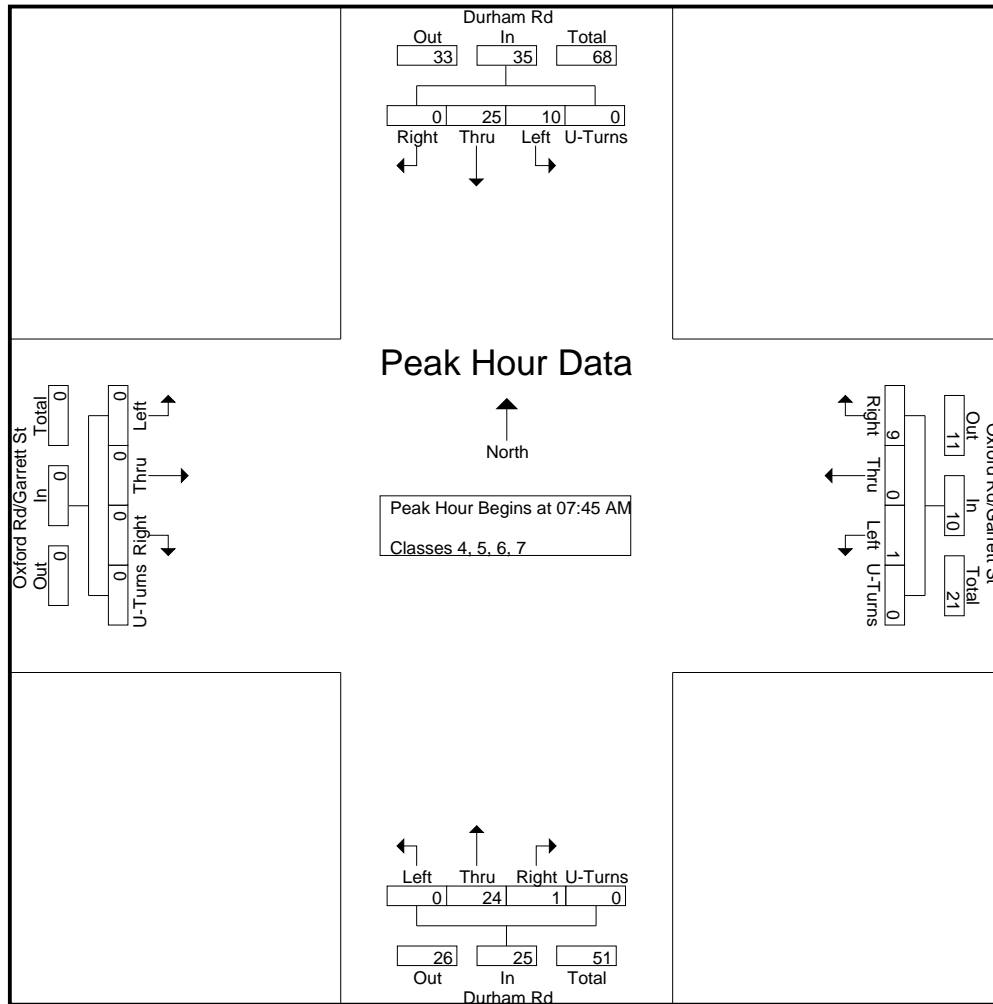


Quality Counts, LLC

920 Blairhill Rd, STE B106
Charlotte, NC 28217

File Name : 14473001 - Durham Rd & Oxford Rd_Garrett St
Site Code : 14473001
Start Date : 8/30/2017
Page No : 3

Start Time	Durham Rd Southbound					Oxford Rd/Garrett St Westbound					Durham Rd Northbound					Oxford Rd/Garrett St Eastbound					Int. Total
	Right	Thru	Left	U-Turns	App. Total	Right	Thru	Left	U-Turns	App. Total	Right	Thru	Left	U-Turns	App. Total	Right	Thru	Left	U-Turns	App. Total	
Peak Hour Analysis From 06:00 AM to 09:45 AM - Peak 1 of 1																					
Peak Hour for Entire Intersection Begins at 07:45 AM																					
07:45 AM	0	5	1	0	6	2	0	0	0	2	0	8	0	0	8	0	0	0	0	0	16
08:00 AM	0	5	4	0	9	4	0	0	0	4	1	1	0	0	2	0	0	0	0	0	15
08:15 AM	0	6	4	0	10	1	0	0	0	1	0	7	0	0	7	0	0	0	0	0	18
08:30 AM	0	9	1	0	10	2	0	1	0	3	0	8	0	0	8	0	0	0	0	0	21
Total Volume	0	25	10	0	35	9	0	1	0	10	1	24	0	0	25	0	0	0	0	0	70
% App. Total	0	71.4	28.6	0		90	0	10	0		4	96	0	0		0	0	0	0		
PHF	.000	.694	.625	.000	.875	.563	.000	.250	.000	.625	.250	.750	.000	.000	.781	.000	.000	.000	.000	.000	.833

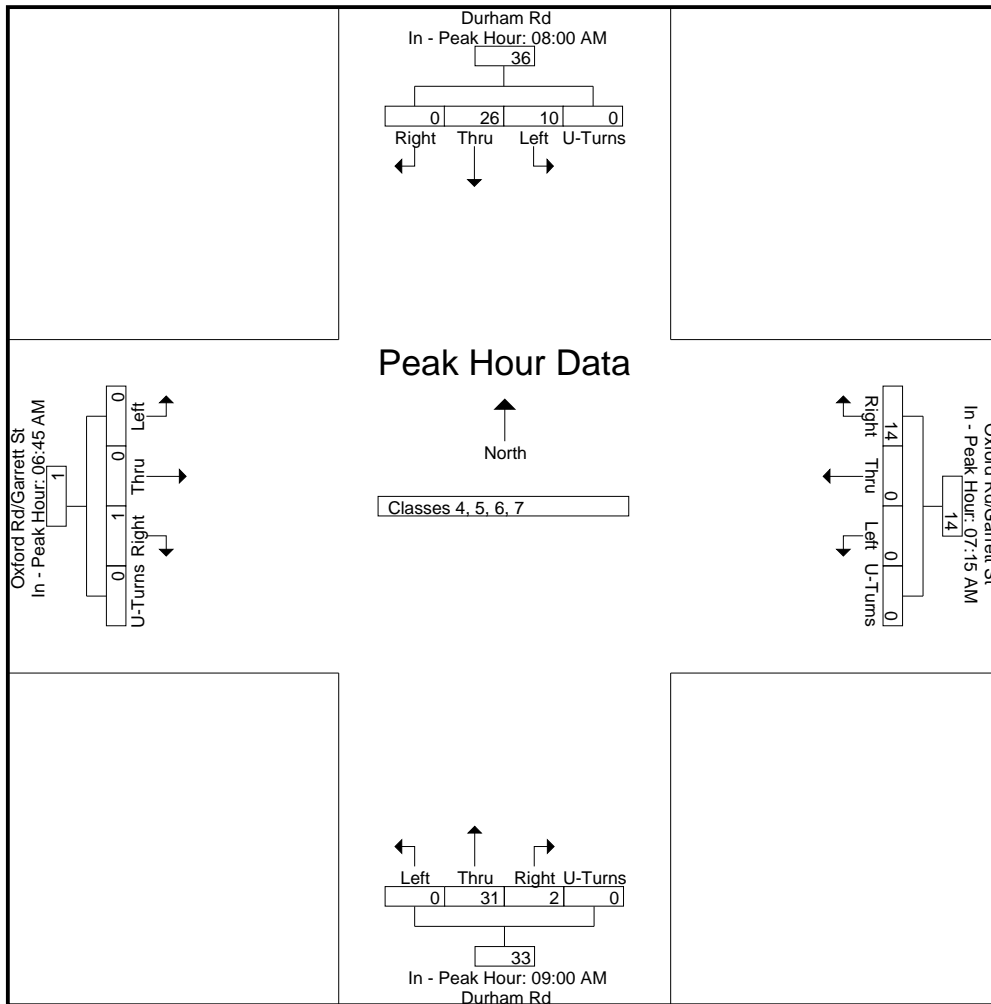


Quality Counts, LLC

920 Blairhill Rd, STE B106
Charlotte, NC 28217

File Name : 14473001 - Durham Rd & Oxford Rd_Garrett St
Site Code : 14473001
Start Date : 8/30/2017
Page No : 4

Start Time	Durham Rd Southbound					Oxford Rd/Garrett St Westbound					Durham Rd Northbound					Oxford Rd/Garrett St Eastbound					Int. Total				
	Right	Thru	Left	U-Turns	App. Total	Right	Thru	Left	U-Turns	App. Total	Right	Thru	Left	U-Turns	App. Total	Right	Thru	Left	U-Turns	App. Total					
Peak Hour Analysis From 06:00 AM to 09:45 AM - Peak 1 of 1																									
Peak Hour for Each Approach Begins at:																									
	08:00 AM					07:15 AM					09:00 AM					06:45 AM									
+0 mins.	0	5	4	0	9	2	0	0	0	2	1	10	0	0	11	0	0	0	0	0	0	0	0	0	0
+15 mins.	0	6	4	0	10	6	0	0	0	6	0	5	0	0	5	0	0	0	0	0	0	0	0	0	0
+30 mins.	0	9	1	0	10	2	0	0	0	2	1	9	0	0	10	0	0	0	0	0	0	0	0	0	0
+45 mins.	0	6	1	0	7	4	0	0	0	4	0	7	0	0	7	1	0	0	0	0	1	0	0	0	1
Total Volume	0	26	10	0	36	14	0	0	0	14	2	31	0	0	33	1	0	0	0	0	1	0	0	0	1
% App. Total	0	72.2	27.8	0		100	0	0	0		6.1	93.9	0	0		100	0	0	0		100	0	0	0	
PHF	.000	.722	.275	.000	.900	.583	.000	.000	.000	.583	.500	.775	.000	.000	.750	.250	.000	.000	.000	.250					

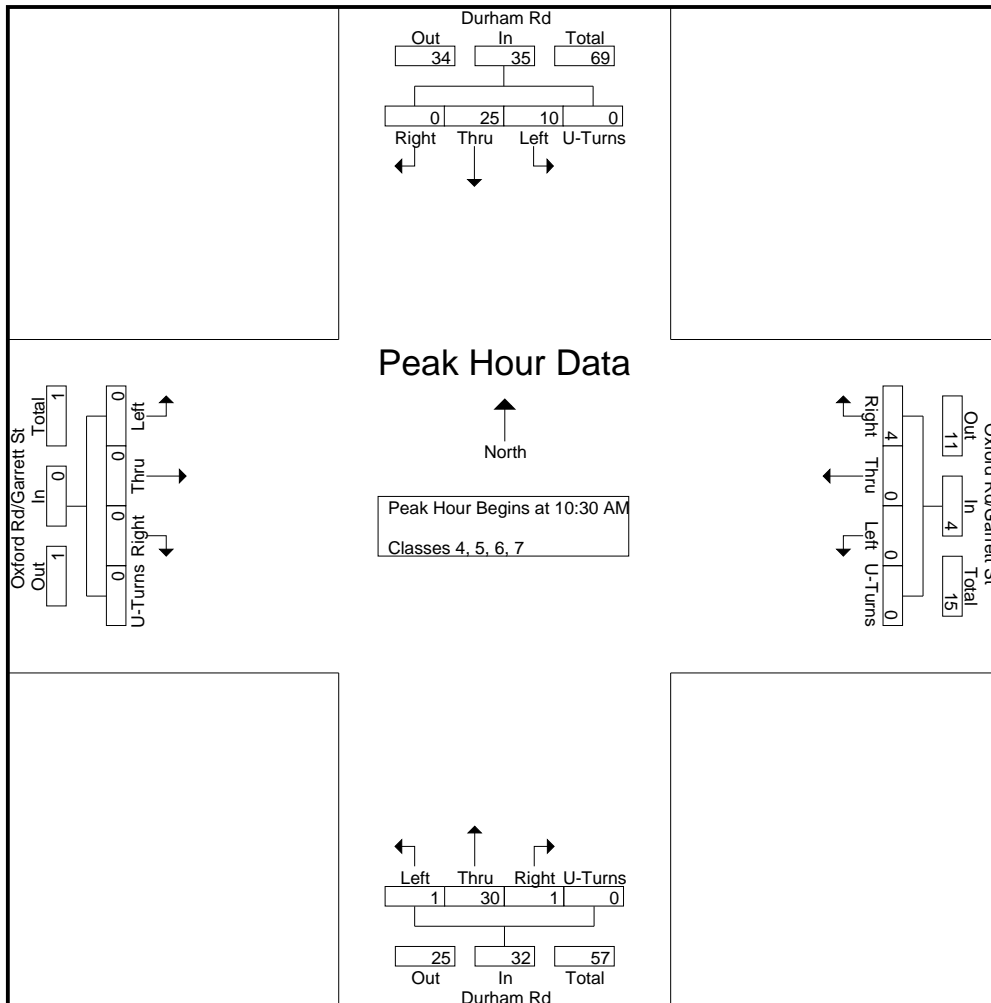


Quality Counts, LLC

920 Blairhill Rd, STE B106
Charlotte, NC 28217

File Name : 14473001 - Durham Rd & Oxford Rd_Garrett St
Site Code : 14473001
Start Date : 8/30/2017
Page No : 5

Start Time	Durham Rd Southbound					Oxford Rd/Garrett St Westbound					Durham Rd Northbound					Oxford Rd/Garrett St Eastbound					Int. Total	
	Right	Thru	Left	U-Turns	App. Total	Right	Thru	Left	U-Turns	App. Total	Right	Thru	Left	U-Turns	App. Total	Right	Thru	Left	U-Turns	App. Total		
Peak Hour Analysis From 10:00 AM to 02:45 PM - Peak 1 of 1																						
Peak Hour for Entire Intersection Begins at 10:30 AM																						
10:30 AM	0	4	4	0	8	0	0	0	0	0	0	7	1	0	8	0	0	0	0	0	0	16
10:45 AM	0	9	2	0	11	0	0	0	0	0	1	4	0	0	5	0	0	0	0	0	0	16
11:00 AM	0	5	1	0	6	1	0	0	0	1	0	5	0	0	5	0	0	0	0	0	0	12
11:15 AM	0	7	3	0	10	3	0	0	0	3	0	14	0	0	14	0	0	0	0	0	0	27
Total Volume	0	25	10	0	35	4	0	0	0	4	1	30	1	0	32	0	0	0	0	0	0	71
% App. Total	0	71.4	28.6	0		100	0	0	0		3.1	93.8	3.1	0		0	0	0	0		0	
PHF	.000	.694	.625	.000	.795	.333	.000	.000	.000	.333	.250	.536	.250	.000	.571	.000	.000	.000	.000	.000	.000	.657



Quality Counts, LLC

920 Blairhill Rd, STE B106
Charlotte, NC 28217

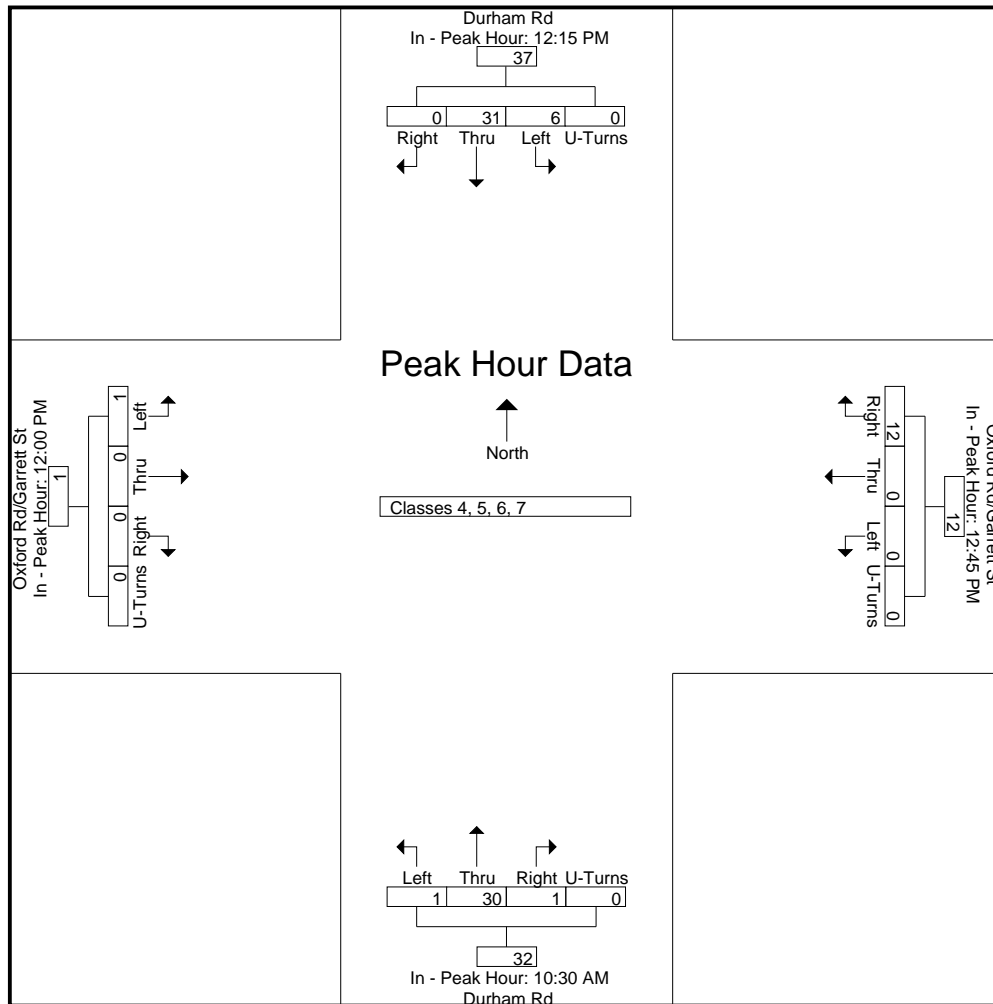
File Name : 14473001 - Durham Rd & Oxford Rd_Garrett St
Site Code : 14473001
Start Date : 8/30/2017
Page No : 6

Start Time	Durham Rd Southbound					Oxford Rd/Garrett St Westbound					Durham Rd Northbound					Oxford Rd/Garrett St Eastbound					Int. Total
	Rig ht	Thr u	Left	U-Turns	App. Total	Right	Thr u	Left	U-Turns	App. Total	Right	Thr u	Left	U-Turns	App. Total	Right	Thr u	Left	U-Turns	App. Total	

Peak Hour Analysis From 10:00 AM to 02:45 PM - Peak 1 of 1

Peak Hour for Each Approach Begins at:

	12:15 PM					12:45 PM					10:30 AM					12:00 PM				
+0 mins.	0	8	2	0	10	4	0	0	0	4	0	7	1	0	8	0	0	0	0	0
+15 mins.	0	8	2	0	10	6	0	0	0	6	1	4	0	0	5	0	0	0	0	0
+30 mins.	0	9	1	0	10	1	0	0	0	1	0	5	0	0	5	0	0	0	0	0
+45 mins.	0	6	1	0	7	1	0	0	0	1	0	14	0	0	14	0	0	1	0	1
Total Volume	0	31	6	0	37	12	0	0	0	12	1	30	1	0	32	0	0	1	0	1
% App. Total	0	83.8	16.2	0		100	0	0	0		3.1	93.8	3.1	0		0	0	100	0	
PHF	.000	.861	.750	.000	.925	.500	.000	.000	.000	.500	.250	.536	.250	.000	.571	.000	.000	.250	.000	.250

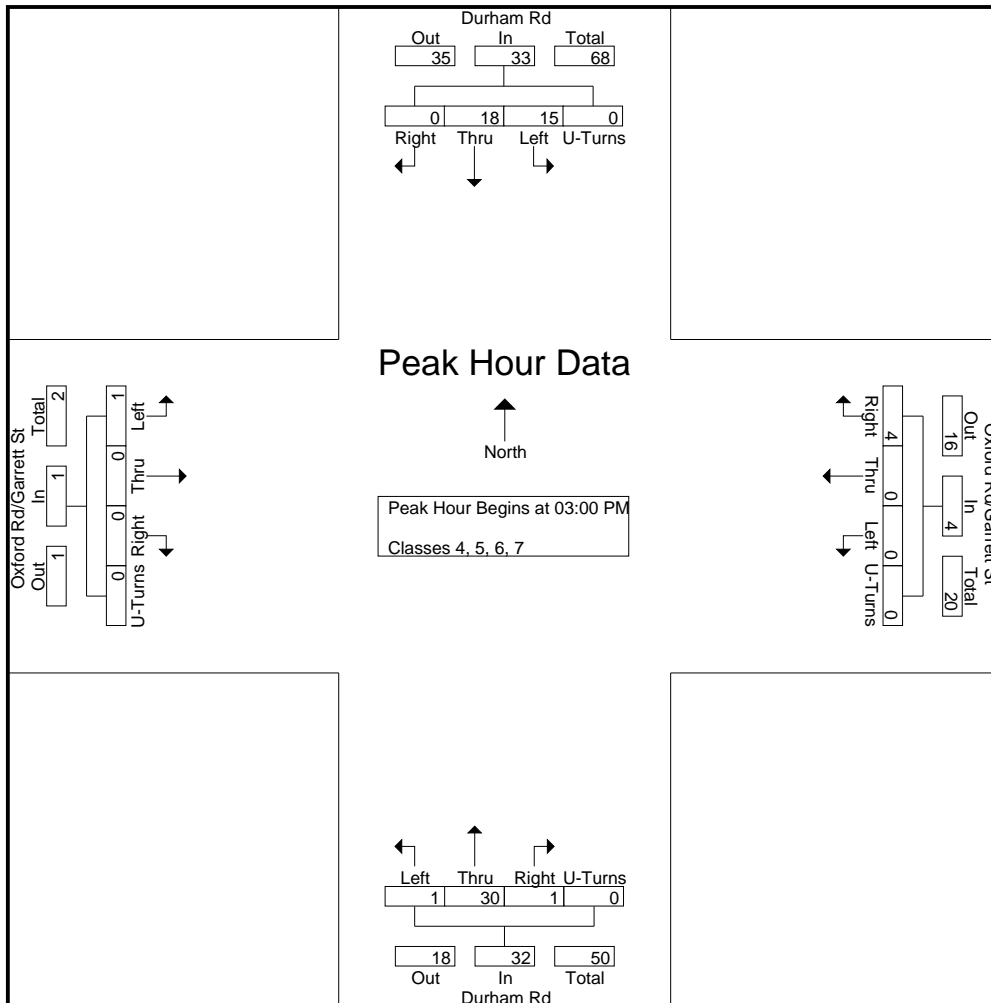


Quality Counts, LLC

920 Blairhill Rd, STE B106
Charlotte, NC 28217

File Name : 14473001 - Durham Rd & Oxford Rd_Garrett St
Site Code : 14473001
Start Date : 8/30/2017
Page No : 7

Start Time	Durham Rd Southbound					Oxford Rd/Garrett St Westbound					Durham Rd Northbound					Oxford Rd/Garrett St Eastbound					Int. Total	
	Right	Thru	Left	U-Turns	App. Total	Right	Thru	Left	U-Turns	App. Total	Right	Thru	Left	U-Turns	App. Total	Right	Thru	Left	U-Turns	App. Total		
Peak Hour Analysis From 03:00 PM to 06:45 PM - Peak 1 of 1																						
Peak Hour for Entire Intersection Begins at 03:00 PM																						
03:00 PM	0	5	2	0	7	0	0	0	0	0	0	7	0	0	7	0	0	0	0	0	0	14
03:15 PM	0	5	4	0	9	0	0	0	0	0	1	7	0	0	8	0	0	0	0	0	0	17
03:30 PM	0	2	7	0	9	1	0	0	0	1	0	11	0	0	11	0	0	0	0	0	0	21
03:45 PM	0	6	2	0	8	3	0	0	0	3	0	5	1	0	6	0	0	1	0	1	0	18
Total Volume	0	18	15	0	33	4	0	0	0	4	1	30	1	0	32	0	0	1	0	1	0	70
% App. Total	0	54.5	45.5	0		100	0	0	0		3.1	93.8	3.1	0		0	0	100	0			
PHF	.000	.750	.536	.000	.917	.333	.000	.000	.000	.333	.250	.682	.250	.000	.727	.000	.000	.250	.000	.250		.833



Quality Counts, LLC

920 Blairhill Rd, STE B106
Charlotte, NC 28217

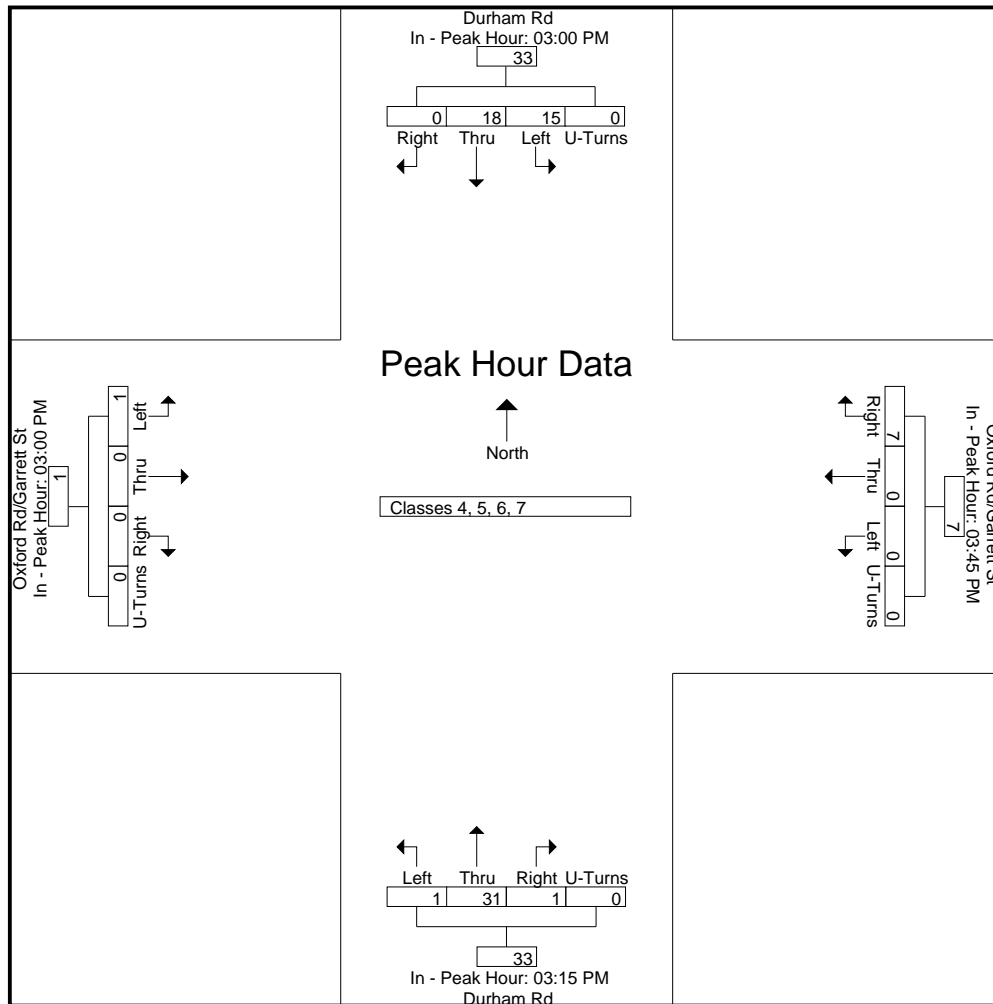
File Name : 14473001 - Durham Rd & Oxford Rd_Garrett St
Site Code : 14473001
Start Date : 8/30/2017
Page No : 8

Start Time	Durham Rd Southbound					Oxford Rd/Garrett St Westbound					Durham Rd Northbound					Oxford Rd/Garrett St Eastbound					Int. Total
	Right	Thru	Left	U-Turns	App. Total	Right	Thru	Left	U-Turns	App. Total	Right	Thru	Left	U-Turns	App. Total	Right	Thru	Left	U-Turns	App. Total	

Peak Hour Analysis From 03:00 PM to 06:45 PM - Peak 1 of 1

Peak Hour for Each Approach Begins at:

	03:00 PM					03:45 PM					03:15 PM					03:00 PM				
+0 mins.	0	5	2	0	7	3	0	0	0	3	1	7	0	0	8	0	0	0	0	0
+15 mins.	0	5	4	0	9	1	0	0	0	1	0	11	0	0	11	0	0	0	0	0
+30 mins.	0	2	7	0	9	1	0	0	0	1	0	5	1	0	6	0	0	0	0	0
+45 mins.	0	6	2	0	8	2	0	0	0	2	0	8	0	0	8	0	0	1	0	1
Total Volume	0	18	15	0	33	7	0	0	0	7	1	31	1	0	33	0	0	1	0	1
% App. Total	0	54.5	45.5	0		100	0	0	0		3	93.9	3	0		0	0	100	0	
PHF	.000	.750	.536	.000	.917	.583	.000	.000	.000	.583	.250	.705	.250	.000	.750	.000	.000	.250	.000	.250



Quality Counts, LLC

920 Blairhill Rd, STE B106
Charlotte, NC 28217

File Name : 14473001 - Durham Rd & Oxford Rd_Garrett St

Site Code : 14473001

Start Date : 8/30/2017

Page No : 1

Groups Printed- Classes 8, 9, 10

Start Time	Durham Rd Southbound					Oxford Rd/Garrett St Westbound					Durham Rd Northbound					Oxford Rd/Garrett St Eastbound					Int. Total
	Right	Thru	Left	U-Turns	App. Total	Right	Thru	Left	U-Turns	App. Total	Right	Thru	Left	U-Turns	App. Total	Right	Thru	Left	U-Turns	App. Total	
06:00 AM	0	3	1	0	4	1	0	0	0	1	0	6	0	0	6	0	0	0	0	0	11
06:15 AM	0	3	1	0	4	0	0	0	0	0	0	2	0	0	2	0	0	0	0	0	6
06:30 AM	0	3	0	0	3	0	0	0	0	0	0	4	0	0	4	0	0	0	0	0	7
06:45 AM	0	4	0	0	4	0	0	0	0	0	0	3	0	0	3	0	0	0	0	0	7
Total	0	13	2	0	15	1	0	0	0	1	0	15	0	0	15	0	0	0	0	0	31
07:00 AM	0	3	0	0	3	0	0	0	0	0	0	1	0	0	1	0	0	0	0	0	4
07:15 AM	0	2	0	0	2	1	0	0	0	1	1	5	0	0	6	0	0	0	0	0	9
07:30 AM	0	5	1	0	6	0	0	0	0	0	0	5	0	0	5	0	0	0	0	0	11
07:45 AM	0	3	3	0	6	0	0	0	0	0	1	4	0	0	5	0	0	0	0	0	11
Total	0	13	4	0	17	1	0	0	0	1	2	15	0	0	17	0	0	0	0	0	35
08:00 AM	0	4	1	0	5	1	0	0	0	1	0	3	0	0	3	0	0	0	0	0	9
08:15 AM	0	3	1	0	4	1	0	0	0	1	0	7	2	0	9	0	0	0	0	0	14
08:30 AM	0	3	4	0	7	1	0	0	0	1	0	5	0	0	5	0	0	0	0	0	13
08:45 AM	0	3	1	0	4	1	0	0	0	1	0	8	0	0	8	0	0	0	0	0	13
Total	0	13	7	0	20	4	0	0	0	4	0	23	2	0	25	0	0	0	0	0	49
09:00 AM	0	6	1	0	7	1	0	0	0	1	0	5	0	0	5	0	0	0	0	0	13
09:15 AM	0	8	0	0	8	4	0	0	0	4	0	7	0	0	7	0	0	0	0	0	19
09:30 AM	0	6	1	0	7	0	0	0	0	0	0	6	0	0	6	0	0	0	0	0	13
09:45 AM	0	3	0	0	3	2	0	0	0	2	0	7	0	0	7	0	0	0	0	0	12
Total	0	23	2	0	25	7	0	0	0	7	0	25	0	0	25	0	0	0	0	0	57
10:00 AM	0	3	2	0	5	1	0	0	0	1	0	9	0	0	9	0	0	0	0	0	15
10:15 AM	0	8	5	0	13	1	0	0	0	1	0	5	0	0	5	0	0	0	0	0	19
10:30 AM	0	3	1	0	4	1	0	0	0	1	0	4	0	0	4	0	0	0	0	0	9
10:45 AM	0	2	4	0	6	0	0	0	0	0	0	4	0	0	4	0	0	0	0	0	10
Total	0	16	12	0	28	3	0	0	0	3	0	22	0	0	22	0	0	0	0	0	53
11:00 AM	0	4	1	0	5	0	0	0	0	0	0	7	0	0	7	0	0	0	0	0	12
11:15 AM	0	5	2	0	7	0	0	0	0	0	0	8	0	0	8	0	0	0	0	0	15
11:30 AM	0	3	0	0	3	2	0	0	0	2	0	8	0	0	8	0	0	0	0	0	13
11:45 AM	0	1	0	0	1	1	0	0	0	1	0	4	0	0	4	0	0	0	0	0	6
Total	0	13	3	0	16	3	0	0	0	3	0	27	0	0	27	0	0	0	0	0	46
12:00 PM	0	3	0	0	3	1	0	0	0	1	0	4	0	0	4	0	0	0	0	0	8
12:15 PM	0	1	1	0	2	1	0	0	0	1	0	3	0	0	3	0	0	0	0	0	6
12:30 PM	0	6	0	0	6	1	0	0	0	1	0	5	0	0	5	0	0	0	0	0	12
12:45 PM	0	5	1	0	6	0	0	0	0	0	0	10	0	0	10	0	0	0	0	0	16
Total	0	15	2	0	17	3	0	0	0	3	0	22	0	0	22	0	0	0	0	0	42
01:00 PM	0	2	1	0	3	0	0	0	0	0	0	4	0	0	4	0	0	0	0	0	7
01:15 PM	0	3	0	0	3	3	0	0	0	3	0	4	0	0	4	0	0	0	0	0	10
01:30 PM	0	5	0	0	5	2	0	0	0	2	0	3	0	0	3	0	0	0	0	0	10
01:45 PM	0	1	0	0	1	0	0	0	0	0	0	9	0	0	9	0	0	0	0	0	10
Total	0	11	1	0	12	5	0	0	0	5	0	20	0	0	20	0	0	0	0	0	37
02:00 PM	0	3	1	0	4	1	0	0	0	1	0	1	0	0	1	0	0	0	0	0	6
02:15 PM	0	8	0	0	8	0	0	0	0	0	0	1	0	0	1	0	0	0	0	0	9
02:30 PM	0	1	1	0	2	0	0	0	0	0	0	4	0	0	4	0	0	0	0	0	6
02:45 PM	0	4	3	0	7	0	0	0	0	0	0	4	0	0	4	0	0	0	0	0	11
Total	0	16	5	0	21	1	0	0	0	1	0	10	0	0	10	0	0	0	0	0	32
03:00 PM	0	2	1	0	3	0	0	0	0	0	0	4	0	0	4	0	0	0	0	0	7
03:15 PM	0	3	1	0	4	0	0	0	0	0	0	5	0	0	5	0	0	0	0	0	9
03:30 PM	0	0	2	0	2	3	0	1	0	4	0	5	0	0	5	0	0	0	0	0	11
03:45 PM	0	4	1	0	5	0	0	0	0	0	0	2	0	0	2	0	0	0	0	0	7
Total	0	9	5	0	14	3	0	1	0	4	0	16	0	0	16	0	0	0	0	0	34

Quality Counts, LLC

920 Blairhill Rd, STE B106
Charlotte, NC 28217

File Name : 14473001 - Durham Rd & Oxford Rd_Garrett St

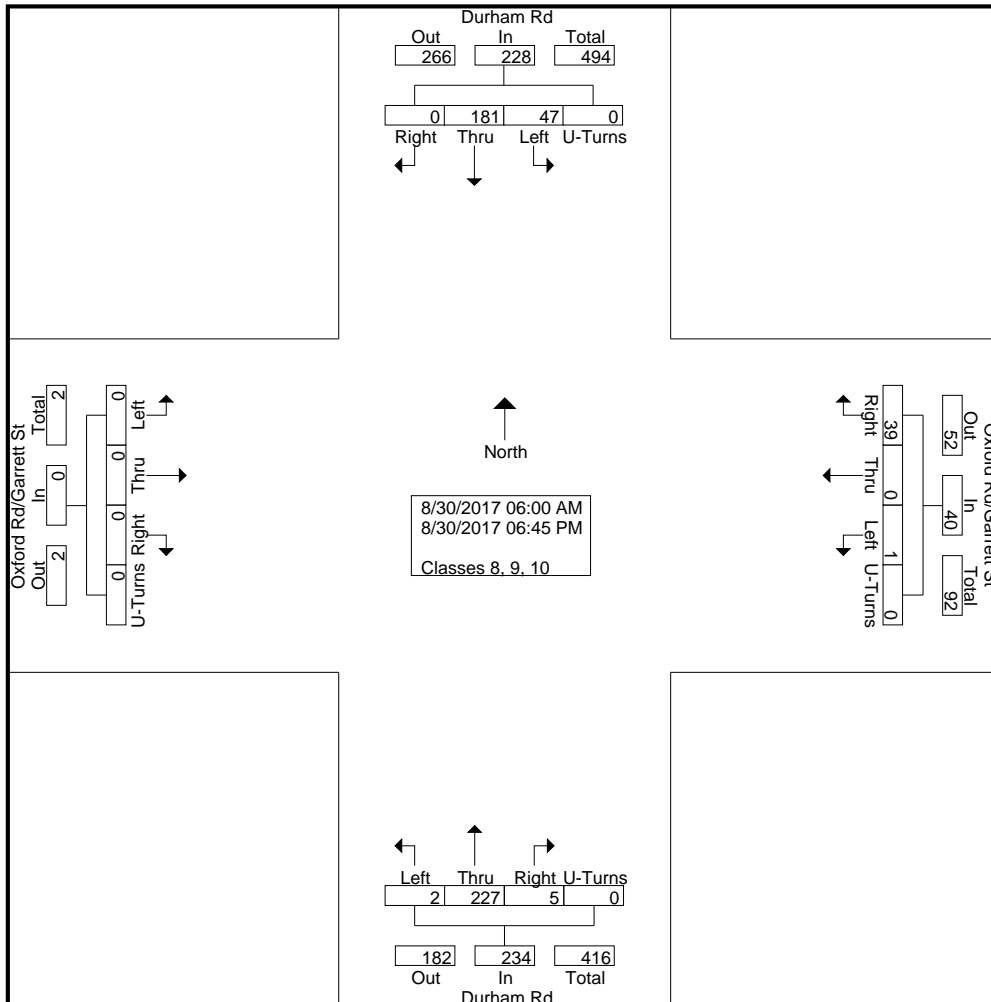
Site Code : 14473001

Start Date : 8/30/2017

Page No : 2

Groups Printed- Classes 8, 9, 10

Start Time	Durham Rd Southbound					Oxford Rd/Garrett St Westbound					Durham Rd Northbound					Oxford Rd/Garrett St Eastbound					Int. Total
	Right	Thru	Left	U-Turns	App. Total	Right	Thru	Left	U-Turns	App. Total	Right	Thru	Left	U-Turns	App. Total	Right	Thru	Left	U-Turns	App. Total	
04:00 PM	0	1	1	0	2	2	0	0	0	2	0	7	0	0	7	0	0	0	0	0	11
04:15 PM	0	4	0	0	4	2	0	0	0	2	1	5	0	0	6	0	0	0	0	0	12
04:30 PM	0	4	1	0	5	0	0	0	0	0	1	4	0	0	5	0	0	0	0	0	10
04:45 PM	0	6	0	0	6	0	0	0	0	0	0	3	0	0	3	0	0	0	0	0	9
Total	0	15	2	0	17	4	0	0	0	4	2	19	0	0	21	0	0	0	0	0	42
05:00 PM	0	5	1	0	6	0	0	0	0	0	0	3	0	0	3	0	0	0	0	0	9
05:15 PM	0	5	0	0	5	1	0	0	0	1	1	5	0	0	6	0	0	0	0	0	12
05:30 PM	0	3	1	0	4	2	0	0	0	2	0	0	0	0	0	0	0	0	0	0	6
05:45 PM	0	0	0	0	0	1	0	0	0	1	0	0	0	0	0	0	0	0	0	0	1
Total	0	13	2	0	15	4	0	0	0	4	1	8	0	0	9	0	0	0	0	0	28
06:00 PM	0	2	0	0	2	0	0	0	0	0	0	0	0	0	0	0	0	0	0	0	2
06:15 PM	0	2	0	0	2	0	0	0	0	0	0	0	0	0	0	0	0	0	0	0	2
06:30 PM	0	4	0	0	4	0	0	0	0	0	0	3	0	0	3	0	0	0	0	0	7
06:45 PM	0	3	0	0	3	0	0	0	0	0	0	2	0	0	2	0	0	0	0	0	5
Total	0	11	0	0	11	0	0	0	0	0	0	5	0	0	5	0	0	0	0	0	16
Grand Total	0	181	47	0	228	39	0	1	0	40	5	227	2	0	234	0	0	0	0	0	502
Apprch %	0	79.4	20.6	0		97.5	0	2.5	0		2.1	97	0.9	0		0	0	0	0		
Total %	0	36.1	9.4	0	45.4	7.8	0	0.2	0	8	1	45.2	0.4	0	46.6	0	0	0	0	0	

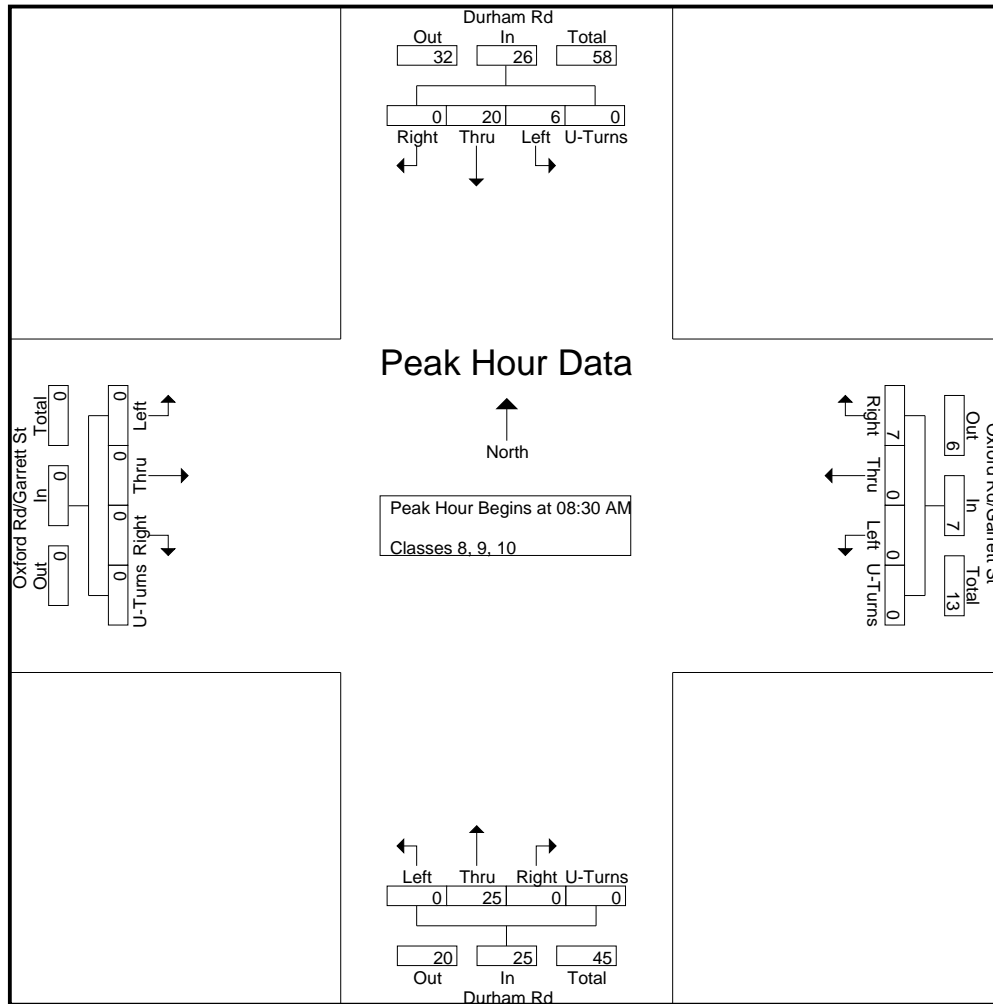


Quality Counts, LLC

920 Blairhill Rd, STE B106
Charlotte, NC 28217

File Name : 14473001 - Durham Rd & Oxford Rd_Garrett St
Site Code : 14473001
Start Date : 8/30/2017
Page No : 3

Start Time	Durham Rd Southbound					Oxford Rd/Garrett St Westbound					Durham Rd Northbound					Oxford Rd/Garrett St Eastbound					Int. Total
	Right	Thru	Left	U-Turns	App. Total	Right	Thru	Left	U-Turns	App. Total	Right	Thru	Left	U-Turns	App. Total	Right	Thru	Left	U-Turns	App. Total	
Peak Hour Analysis From 06:00 AM to 09:45 AM - Peak 1 of 1																					
Peak Hour for Entire Intersection Begins at 08:30 AM																					
08:30 AM	0	3	4	0	7	1	0	0	0	1	0	5	0	0	5	0	0	0	0	0	13
08:45 AM	0	3	1	0	4	1	0	0	0	1	0	8	0	0	8	0	0	0	0	0	13
09:00 AM	0	6	1	0	7	1	0	0	0	1	0	5	0	0	5	0	0	0	0	0	13
09:15 AM	0	8	0	0	8	4	0	0	0	4	0	7	0	0	7	0	0	0	0	0	19
Total Volume	0	20	6	0	26	7	0	0	0	7	0	25	0	0	25	0	0	0	0	0	58
% App. Total	0	76.9	23.1	0		100	0	0	0		0	100	0	0		0	0	0	0		
PHF	.000	.625	.375	.000	.813	.438	.000	.000	.000	.438	.000	.781	.000	.000	.781	.000	.000	.000	.000	.000	.763



Quality Counts, LLC

920 Blairhill Rd, STE B106
Charlotte, NC 28217

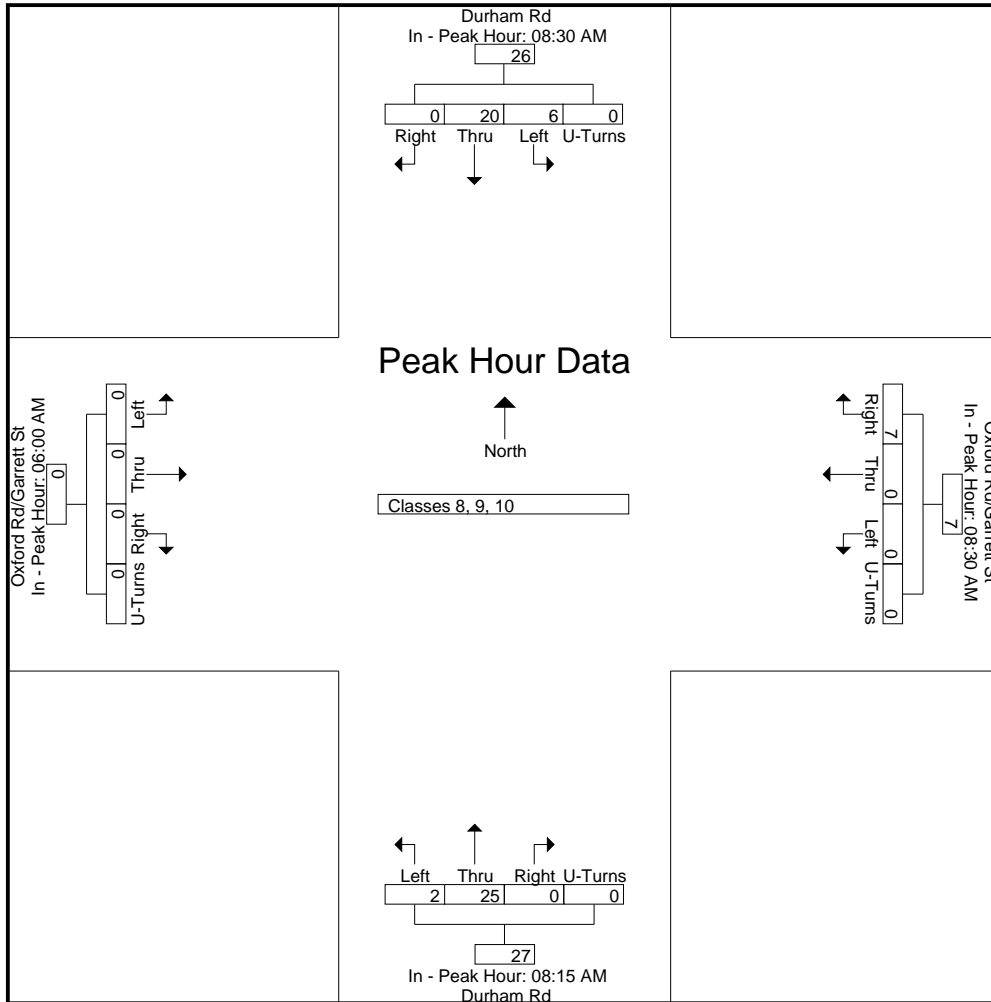
File Name : 14473001 - Durham Rd & Oxford Rd_Garrett St
Site Code : 14473001
Start Date : 8/30/2017
Page No : 4

Start Time	Durham Rd Southbound					Oxford Rd/Garrett St Westbound					Durham Rd Northbound					Oxford Rd/Garrett St Eastbound					Int. Total
	Right	Thru	Left	U-Turns	App. Total	Right	Thru	Left	U-Turns	App. Total	Right	Thru	Left	U-Turns	App. Total	Right	Thru	Left	U-Turns	App. Total	

Peak Hour Analysis From 06:00 AM to 09:45 AM - Peak 1 of 1

Peak Hour for Each Approach Begins at:

	08:30 AM					08:30 AM					08:15 AM					06:00 AM				
+0 mins.	0	3	4	0	7	1	0	0	0	1	0	7	2	0	9	0	0	0	0	0
+15 mins.	0	3	1	0	4	1	0	0	0	1	0	5	0	0	5	0	0	0	0	0
+30 mins.	0	6	1	0	7	1	0	0	0	1	0	8	0	0	8	0	0	0	0	0
+45 mins.	0	8	0	0	8	4	0	0	0	4	0	5	0	0	5	0	0	0	0	0
Total Volume	0	20	6	0	26	7	0	0	0	7	0	25	2	0	27	0	0	0	0	0
% App. Total	0	76.9	23.1	0		100	0	0	0		0	92.6	7.4	0		0	0	0	0	
PHF	.000	.625	.375	.000	.813	.438	.000	.000	.000	.438	.000	.781	.250	.000	.750	.000	.000	.000	.000	.000

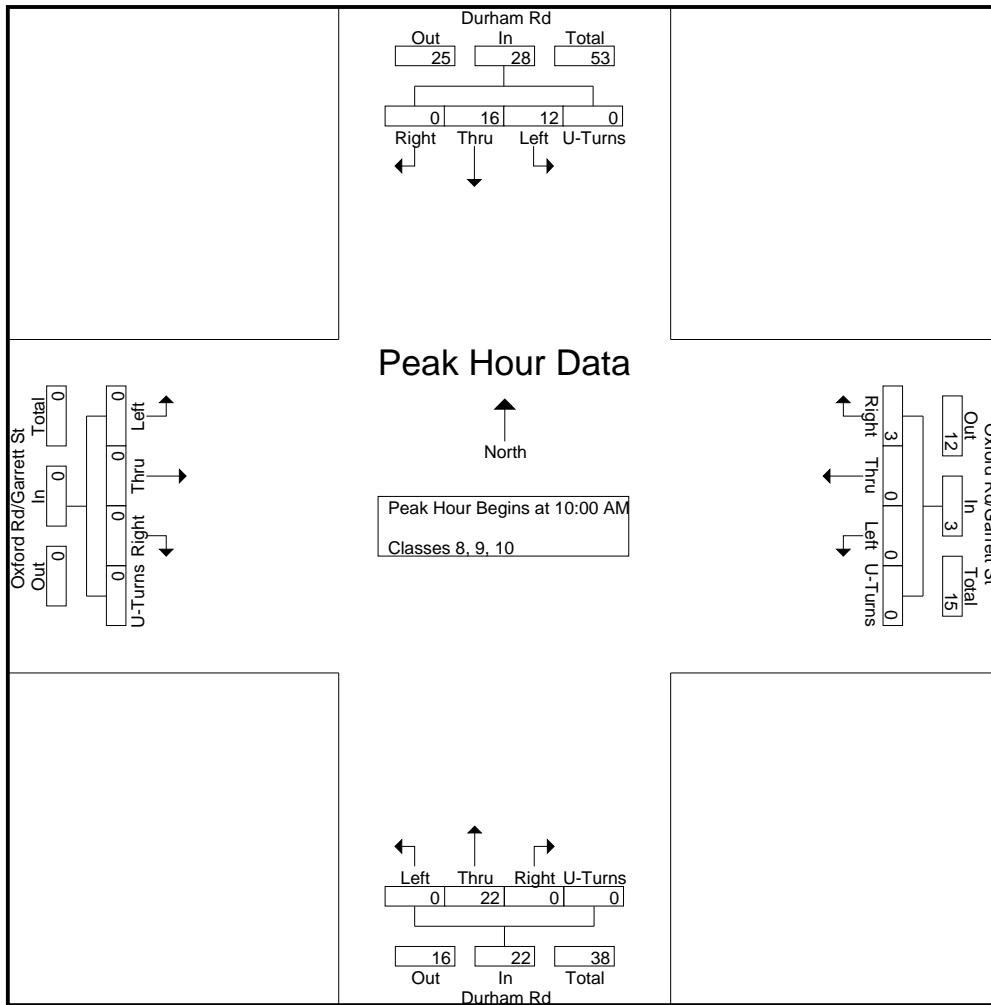


Quality Counts, LLC

920 Blairhill Rd, STE B106
Charlotte, NC 28217

File Name : 14473001 - Durham Rd & Oxford Rd_Garrett St
Site Code : 14473001
Start Date : 8/30/2017
Page No : 5

Start Time	Durham Rd Southbound					Oxford Rd/Garrett St Westbound					Durham Rd Northbound					Oxford Rd/Garrett St Eastbound					Int. Total
	Right	Thru	Left	U-Turns	App. Total	Right	Thru	Left	U-Turns	App. Total	Right	Thru	Left	U-Turns	App. Total	Right	Thru	Left	U-Turns	App. Total	
Peak Hour Analysis From 10:00 AM to 02:45 PM - Peak 1 of 1																					
Peak Hour for Entire Intersection Begins at 10:00 AM																					
10:00 AM	0	3	2	0	5	1	0	0	0	1	0	9	0	0	9	0	0	0	0	0	15
10:15 AM	0	8	5	0	13	1	0	0	0	1	0	5	0	0	5	0	0	0	0	0	19
10:30 AM	0	3	1	0	4	1	0	0	0	1	0	4	0	0	4	0	0	0	0	0	9
10:45 AM	0	2	4	0	6	0	0	0	0	0	0	4	0	0	4	0	0	0	0	0	10
Total Volume	0	16	12	0	28	3	0	0	0	3	0	22	0	0	22	0	0	0	0	0	53
% App. Total	0	57.1	42.9	0		100	0	0	0		0	100	0	0		0	0	0	0	0	
PHF	.000	.500	.600	.000	.538	.750	.000	.000	.000	.750	.000	.611	.000	.000	.611	.000	.000	.000	.000	.000	.697



Quality Counts, LLC

920 Blairhill Rd, STE B106
Charlotte, NC 28217

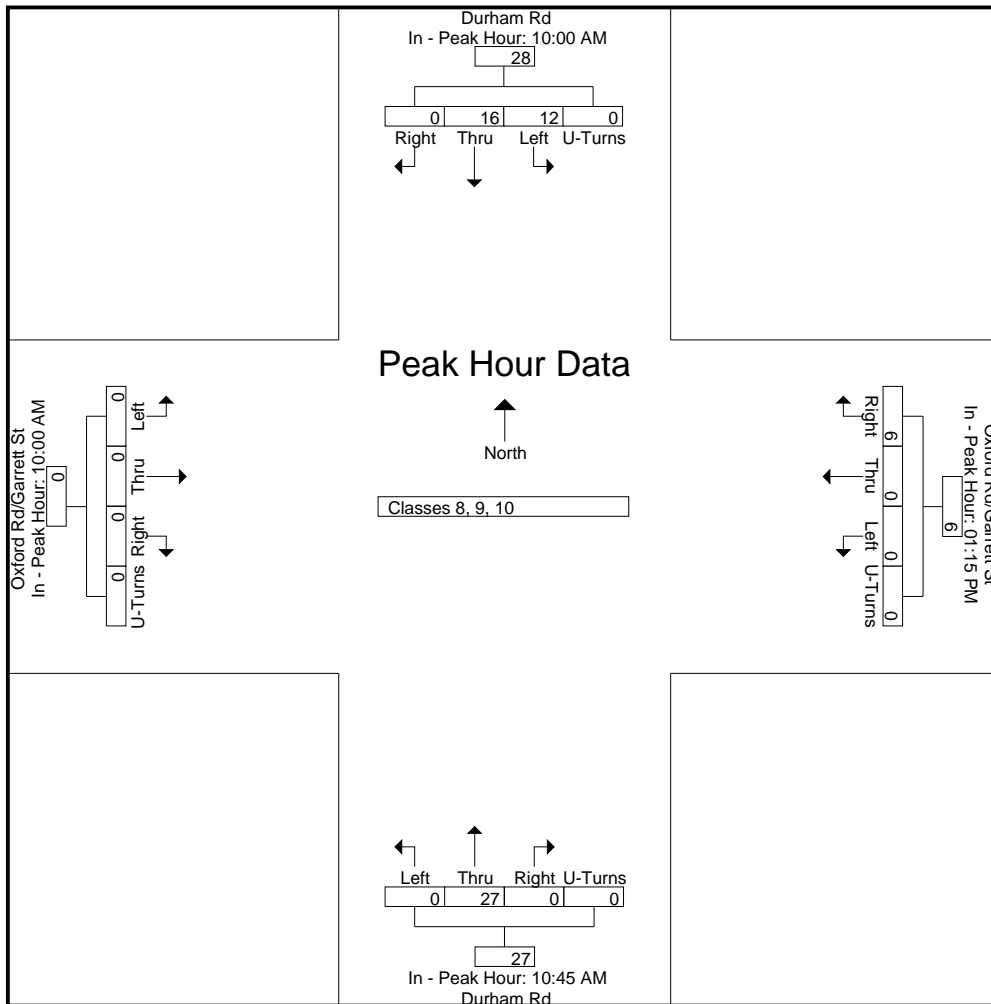
File Name : 14473001 - Durham Rd & Oxford Rd_Garrett St
Site Code : 14473001
Start Date : 8/30/2017
Page No : 6

Start Time	Durham Rd Southbound					Oxford Rd/Garrett St Westbound					Durham Rd Northbound					Oxford Rd/Garrett St Eastbound					Int. Total
	Right	Thru	Left	U-Turns	App. Total	Right	Thru	Left	U-Turns	App. Total	Right	Thru	Left	U-Turns	App. Total	Right	Thru	Left	U-Turns	App. Total	

Peak Hour Analysis From 10:00 AM to 02:45 PM - Peak 1 of 1

Peak Hour for Each Approach Begins at:

	10:00 AM					01:15 PM					10:45 AM					10:00 AM				
+0 mins.	0	3	2	0	5	3	0	0	0	3	0	4	0	0	4	0	0	0	0	0
+15 mins.	0	8	5	0	13	2	0	0	0	2	0	7	0	0	7	0	0	0	0	0
+30 mins.	0	3	1	0	4	0	0	0	0	0	0	8	0	0	8	0	0	0	0	0
+45 mins.	0	2	4	0	6	1	0	0	0	1	0	8	0	0	8	0	0	0	0	0
Total Volume	0	16	12	0	28	6	0	0	0	6	0	27	0	0	27	0	0	0	0	0
% App. Total	0	57.1	42.9	0		100	0	0	0		0	100	0	0		0	0	0	0	
PHF	.000	.500	.600	.000	.538	.500	.000	.000	.000	.500	.000	.844	.000	.000	.844	.000	.000	.000	.000	.000

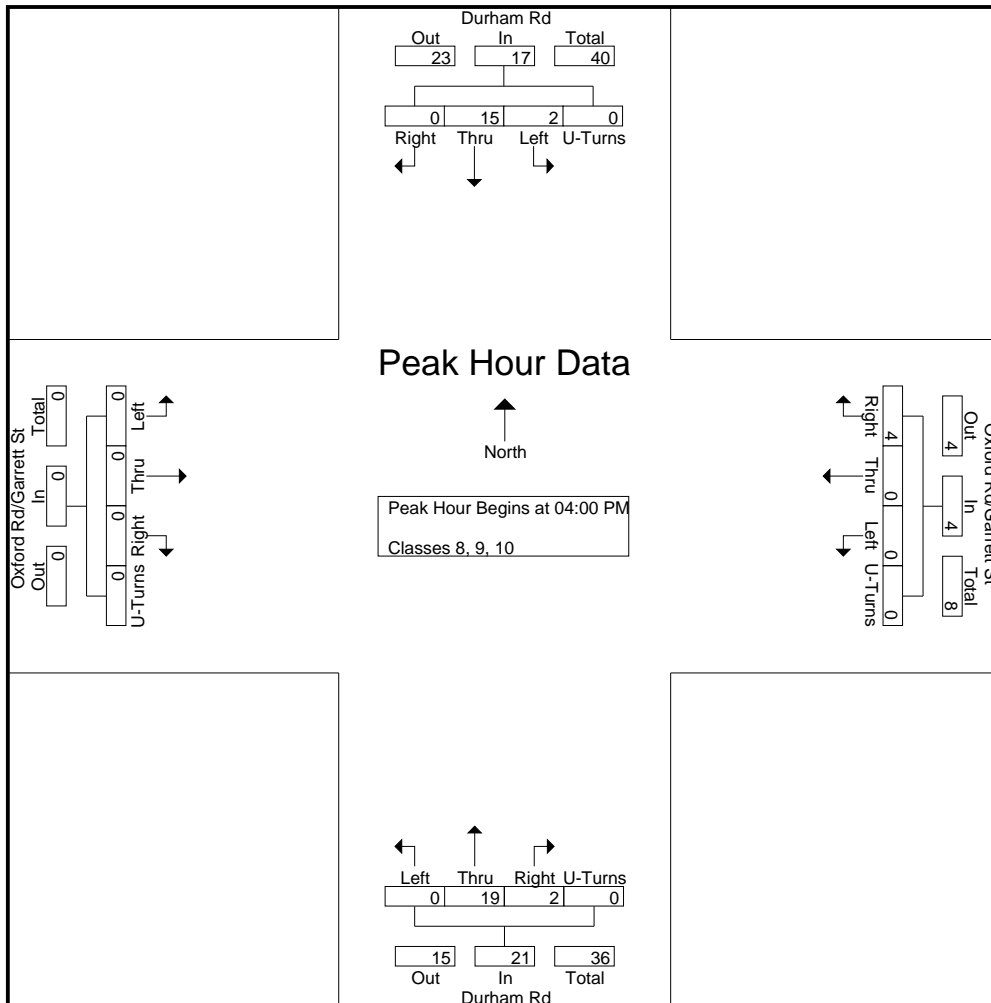


Quality Counts, LLC

920 Blairhill Rd, STE B106
Charlotte, NC 28217

File Name : 14473001 - Durham Rd & Oxford Rd_Garrett St
Site Code : 14473001
Start Date : 8/30/2017
Page No : 7

Start Time	Durham Rd Southbound					Oxford Rd/Garrett St Westbound					Durham Rd Northbound					Oxford Rd/Garrett St Eastbound					Int. Total
	Right	Thru	Left	U-Turns	App. Total	Right	Thru	Left	U-Turns	App. Total	Right	Thru	Left	U-Turns	App. Total	Right	Thru	Left	U-Turns	App. Total	
Peak Hour Analysis From 03:00 PM to 06:45 PM - Peak 1 of 1																					
Peak Hour for Entire Intersection Begins at 04:00 PM																					
04:00 PM	0	1	1	0	2	2	0	0	0	2	0	7	0	0	7	0	0	0	0	0	11
04:15 PM	0	4	0	0	4	2	0	0	0	2	1	5	0	0	6	0	0	0	0	0	12
04:30 PM	0	4	1	0	5	0	0	0	0	0	1	4	0	0	5	0	0	0	0	0	10
04:45 PM	0	6	0	0	6	0	0	0	0	0	0	3	0	0	3	0	0	0	0	0	9
Total Volume	0	15	2	0	17	4	0	0	0	4	2	19	0	0	21	0	0	0	0	0	42
% App. Total	0	88.2	11.8	0		100	0	0	0		9.5	90.5	0	0		0	0	0	0		
PHF	.000	.625	.500	.000	.708	.500	.000	.000	.000	.500	.500	.679	.000	.000	.750	.000	.000	.000	.000	.000	.875



Quality Counts, LLC

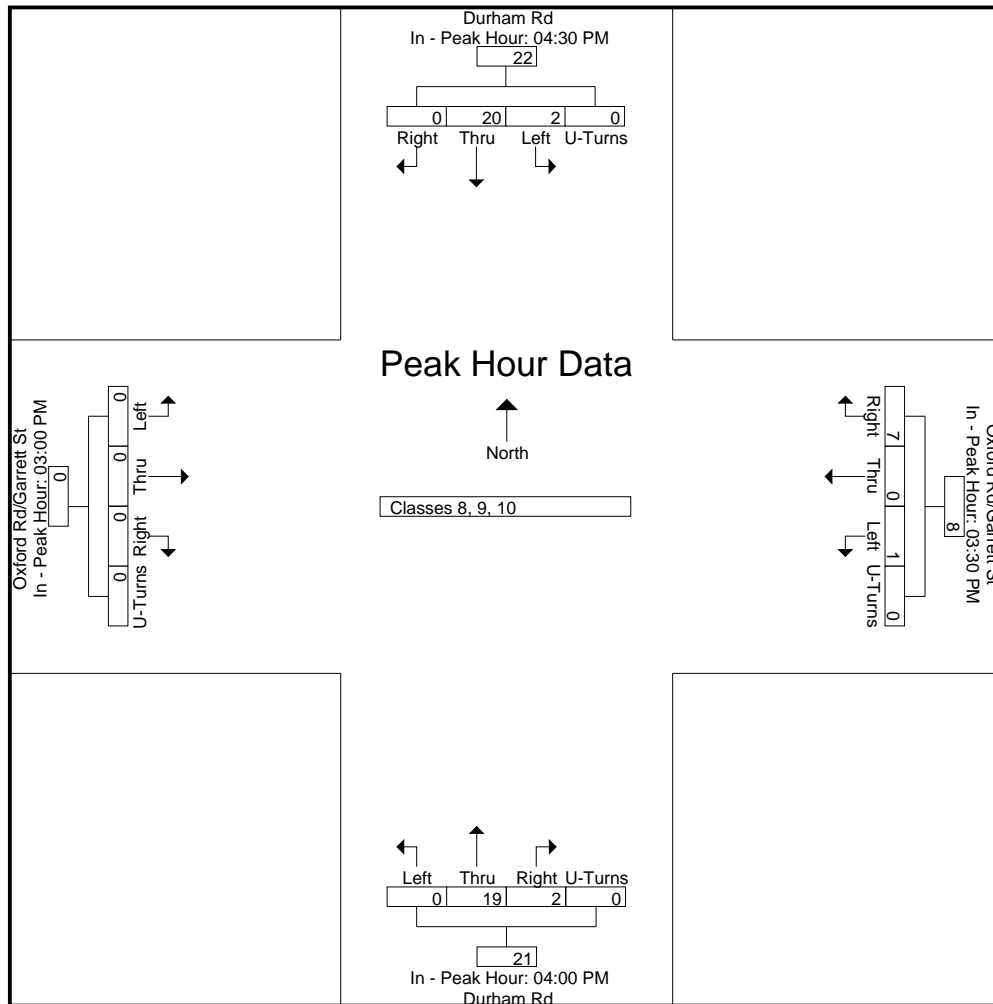
920 Blairhill Rd, STE B106
Charlotte, NC 28217

File Name : 14473001 - Durham Rd & Oxford Rd_Garrett St
Site Code : 14473001
Start Date : 8/30/2017
Page No : 8

Start Time	Durham Rd Southbound					Oxford Rd/Garrett St Westbound					Durham Rd Northbound					Oxford Rd/Garrett St Eastbound					Int. Total
	Right	Thru	Left	U-Turns	App. Total	Right	Thru	Left	U-Turns	App. Total	Right	Thru	Left	U-Turns	App. Total	Right	Thru	Left	U-Turns	App. Total	

Peak Hour Analysis From 03:00 PM to 06:45 PM - Peak 1 of 1
Peak Hour for Each Approach Begins at:

	04:30 PM					03:30 PM					04:00 PM					03:00 PM				
+0 mins.	0	4	1	0	5	3	0	1	0	4	0	7	0	0	7	0	0	0	0	0
+15 mins.	0	6	0	0	6	0	0	0	0	0	1	5	0	0	6	0	0	0	0	0
+30 mins.	0	5	1	0	6	2	0	0	0	2	1	4	0	0	5	0	0	0	0	0
+45 mins.	0	5	0	0	5	2	0	0	0	2	0	3	0	0	3	0	0	0	0	0
Total Volume	0	20	2	0	22	7	0	1	0	8	2	19	0	0	21	0	0	0	0	0
% App. Total	0	90.9	9.1	0		87.5	0	12.5	0		9.5	90.5	0	0		0	0	0	0	
PHF	.000	.833	.500	.000	.917	.583	.000	.250	.000	.500	.500	.679	.000	.000	.750	.000	.000	.000	.000	.000



Quality Counts, LLC

920 Blairhill Rd, STE B106
Charlotte, NC 28217

File Name : 14473001 - Durham Rd & Oxford Rd_Garrett St

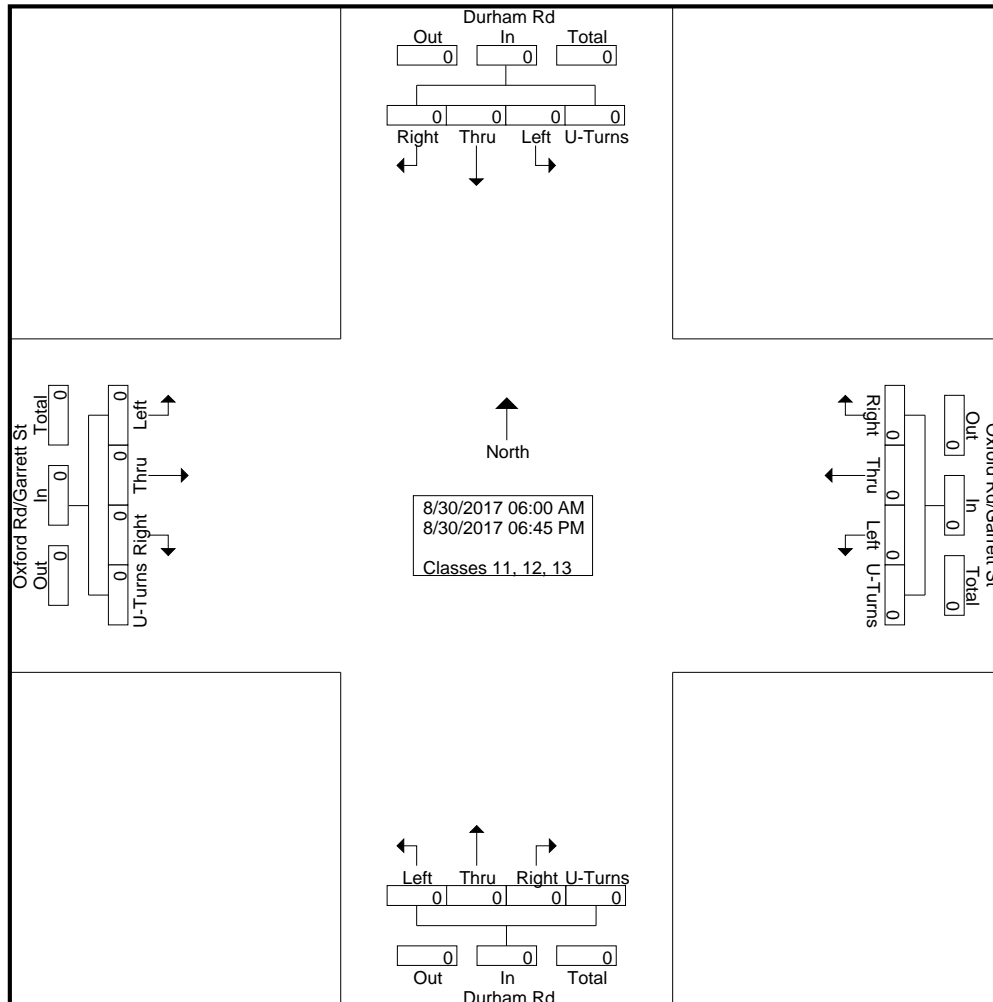
Site Code : 14473001

Start Date : 8/30/2017

Page No : 2

Groups Printed- Classes 11, 12, 13

Start Time	Durham Rd Southbound					Oxford Rd/Garrett St Westbound					Durham Rd Northbound					Oxford Rd/Garrett St Eastbound					Int. Total	
	Right	Thru	Left	U-Turns	App. Total	Right	Thru	Left	U-Turns	App. Total	Right	Thru	Left	U-Turns	App. Total	Right	Thru	Left	U-Turns	App. Total		
04:00 PM	0	0	0	0	0	0	0	0	0	0	0	0	0	0	0	0	0	0	0	0	0	0
04:15 PM	0	0	0	0	0	0	0	0	0	0	0	0	0	0	0	0	0	0	0	0	0	0
04:30 PM	0	0	0	0	0	0	0	0	0	0	0	0	0	0	0	0	0	0	0	0	0	0
04:45 PM	0	0	0	0	0	0	0	0	0	0	0	0	0	0	0	0	0	0	0	0	0	0
Total	0	0	0	0	0	0	0	0	0	0	0	0	0	0	0	0	0	0	0	0	0	0
05:00 PM	0	0	0	0	0	0	0	0	0	0	0	0	0	0	0	0	0	0	0	0	0	0
05:15 PM	0	0	0	0	0	0	0	0	0	0	0	0	0	0	0	0	0	0	0	0	0	0
05:30 PM	0	0	0	0	0	0	0	0	0	0	0	0	0	0	0	0	0	0	0	0	0	0
05:45 PM	0	0	0	0	0	0	0	0	0	0	0	0	0	0	0	0	0	0	0	0	0	0
Total	0	0	0	0	0	0	0	0	0	0	0	0	0	0	0	0	0	0	0	0	0	0
06:00 PM	0	0	0	0	0	0	0	0	0	0	0	0	0	0	0	0	0	0	0	0	0	0
06:15 PM	0	0	0	0	0	0	0	0	0	0	0	0	0	0	0	0	0	0	0	0	0	0
06:30 PM	0	0	0	0	0	0	0	0	0	0	0	0	0	0	0	0	0	0	0	0	0	0
06:45 PM	0	0	0	0	0	0	0	0	0	0	0	0	0	0	0	0	0	0	0	0	0	0
Total	0	0	0	0	0	0	0	0	0	0	0	0	0	0	0	0	0	0	0	0	0	0
Grand Total	0	0	0	0	0	0	0	0	0	0	0	0	0	0	0	0	0	0	0	0	0	0
Apprch %	0	0	0	0		0	0	0	0		0	0	0	0		0	0	0	0			
Total %																						

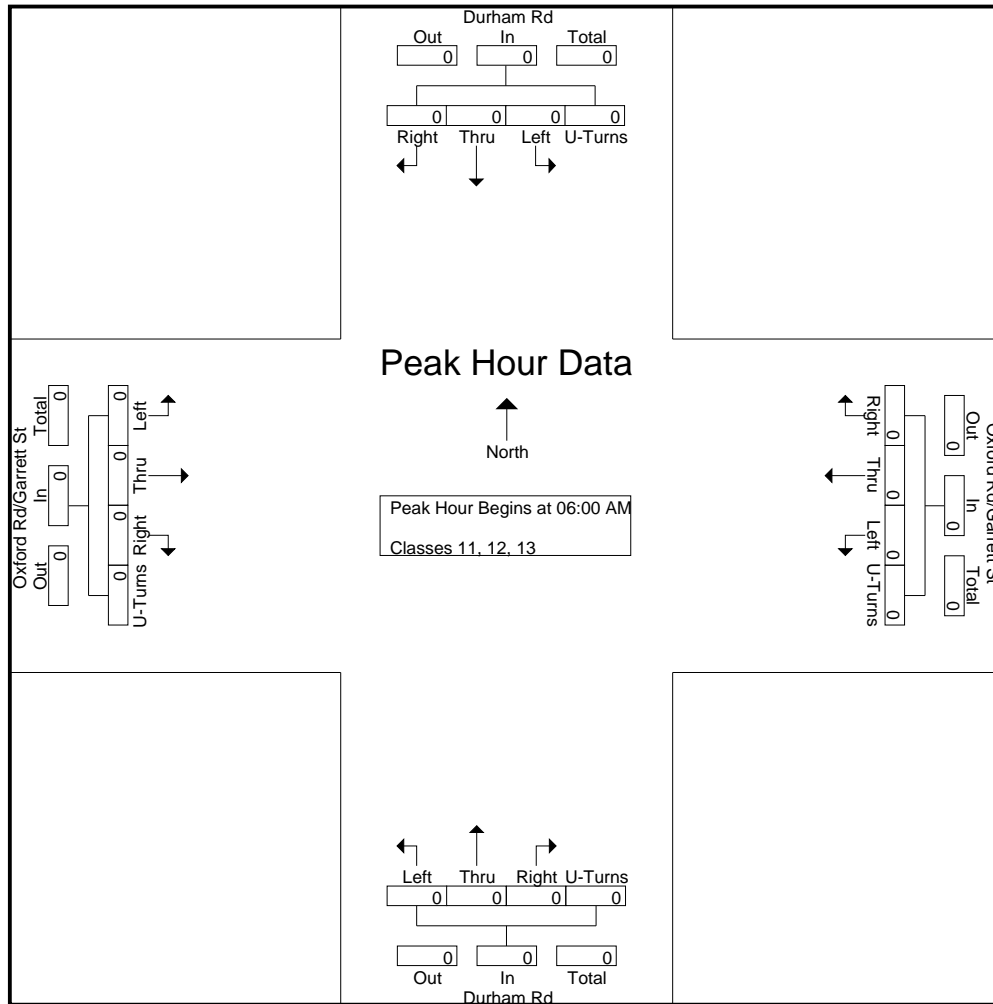


Quality Counts, LLC

920 Blairhill Rd, STE B106
Charlotte, NC 28217

File Name : 14473001 - Durham Rd & Oxford Rd_Garrett St
Site Code : 14473001
Start Date : 8/30/2017
Page No : 3

Start Time	Durham Rd Southbound					Oxford Rd/Garrett St Westbound					Durham Rd Northbound					Oxford Rd/Garrett St Eastbound					Int. Total	
	Right	Thru	Left	U-Turns	App. Total	Right	Thru	Left	U-Turns	App. Total	Right	Thru	Left	U-Turns	App. Total	Right	Thru	Left	U-Turns	App. Total		
Peak Hour Analysis From 06:00 AM to 09:45 AM - Peak 1 of 1																						
Peak Hour for Entire Intersection Begins at 06:00 AM																						
06:00 AM	0	0	0	0	0	0	0	0	0	0	0	0	0	0	0	0	0	0	0	0	0	0
06:15 AM	0	0	0	0	0	0	0	0	0	0	0	0	0	0	0	0	0	0	0	0	0	0
06:30 AM	0	0	0	0	0	0	0	0	0	0	0	0	0	0	0	0	0	0	0	0	0	0
06:45 AM	0	0	0	0	0	0	0	0	0	0	0	0	0	0	0	0	0	0	0	0	0	0
Total Volume	0	0	0	0	0	0	0	0	0	0	0	0	0	0	0	0	0	0	0	0	0	0
% App. Total	0	0	0	0	0	0	0	0	0	0	0	0	0	0	0	0	0	0	0	0	0	0
PHF	.000	.000	.000	.000	.000	.000	.000	.000	.000	.000	.000	.000	.000	.000	.000	.000	.000	.000	.000	.000	.000	.000



Quality Counts, LLC

920 Blairhill Rd, STE B106
Charlotte, NC 28217

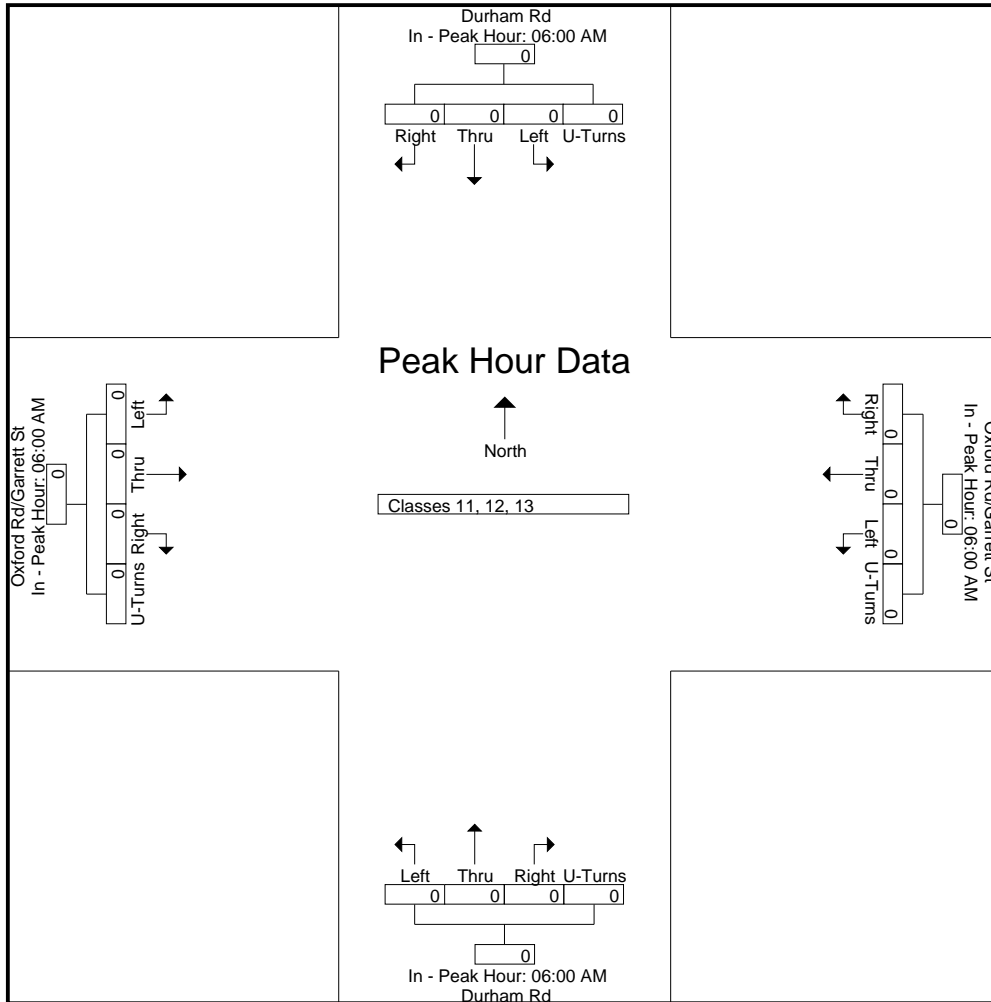
File Name : 14473001 - Durham Rd & Oxford Rd_Garrett St
Site Code : 14473001
Start Date : 8/30/2017
Page No : 4

Start Time	Durham Rd Southbound					Oxford Rd/Garrett St Westbound					Durham Rd Northbound					Oxford Rd/Garrett St Eastbound					Int. Total
	Right	Thru	Left	U-Turns	App. Total	Right	Thru	Left	U-Turns	App. Total	Right	Thru	Left	U-Turns	App. Total	Right	Thru	Left	U-Turns	App. Total	

Peak Hour Analysis From 06:00 AM to 09:45 AM - Peak 1 of 1

Peak Hour for Each Approach at:

	06:00 AM					06:00 AM					06:00 AM					06:00 AM				
+0 mins.	0	0	0	0	0	0	0	0	0	0	0	0	0	0	0	0	0	0	0	0
+15 mins.	0	0	0	0	0	0	0	0	0	0	0	0	0	0	0	0	0	0	0	0
+30 mins.	0	0	0	0	0	0	0	0	0	0	0	0	0	0	0	0	0	0	0	0
+45 mins.	0	0	0	0	0	0	0	0	0	0	0	0	0	0	0	0	0	0	0	0
Total Volume	0	0	0	0	0	0	0	0	0	0	0	0	0	0	0	0	0	0	0	0
% App. Total	0	0	0	0	0	0	0	0	0	0	0	0	0	0	0	0	0	0	0	0
PHF	.000	.000	.000	.000	.000	.000	.000	.000	.000	.000	.000	.000	.000	.000	.000	.000	.000	.000	.000	.000



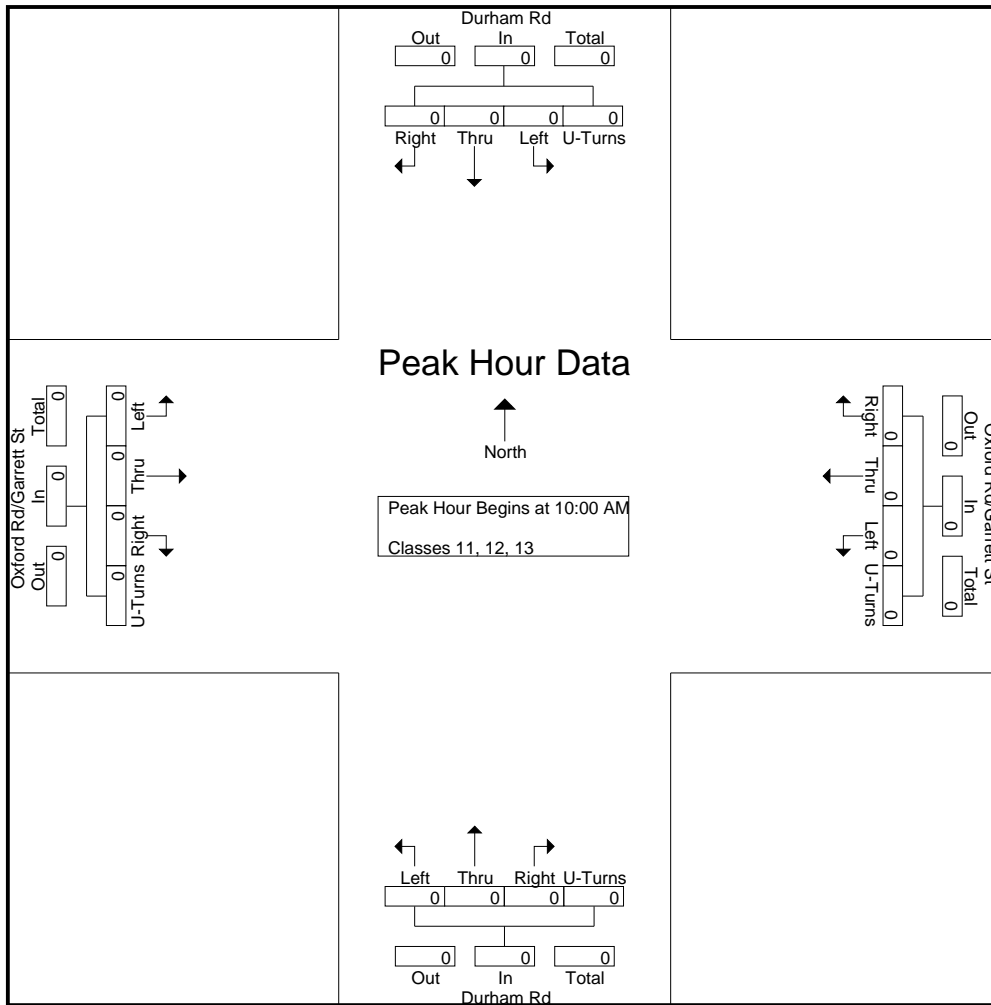
Quality Counts, LLC

920 Blairhill Rd, STE B106
Charlotte, NC 28217

File Name : 14473001 - Durham Rd & Oxford Rd_Garrett St
Site Code : 14473001
Start Date : 8/30/2017
Page No : 5

Start Time	Durham Rd Southbound					Oxford Rd/Garrett St Westbound					Durham Rd Northbound					Oxford Rd/Garrett St Eastbound					Int. Total					
	Right	Thru	Left	U-Turns	App. Total	Right	Thru	Left	U-Turns	App. Total	Right	Thru	Left	U-Turns	App. Total	Right	Thru	Left	U-Turns	App. Total						
10:00 AM	0	0	0	0	0	0	0	0	0	0	0	0	0	0	0	0	0	0	0	0	0	0	0	0	0	0
10:15 AM	0	0	0	0	0	0	0	0	0	0	0	0	0	0	0	0	0	0	0	0	0	0	0	0	0	0
10:30 AM	0	0	0	0	0	0	0	0	0	0	0	0	0	0	0	0	0	0	0	0	0	0	0	0	0	0
10:45 AM	0	0	0	0	0	0	0	0	0	0	0	0	0	0	0	0	0	0	0	0	0	0	0	0	0	0
Total Volume	0	0	0	0	0	0	0	0	0	0	0	0	0	0	0	0	0	0	0	0	0	0	0	0	0	0
% App. Total	0	0	0	0	0	0	0	0	0	0	0	0	0	0	0	0	0	0	0	0	0	0	0	0	0	0
PHF	.000	.000	.000	.000	.000	.000	.000	.000	.000	.000	.000	.000	.000	.000	.000	.000	.000	.000	.000	.000	.000	.000	.000	.000	.000	.000

Peak Hour Analysis From 10:00 AM to 02:45 PM - Peak 1 of 1
Peak Hour for Entire Intersection Begins at 10:00 AM



Quality Counts, LLC

920 Blairhill Rd, STE B106
Charlotte, NC 28217

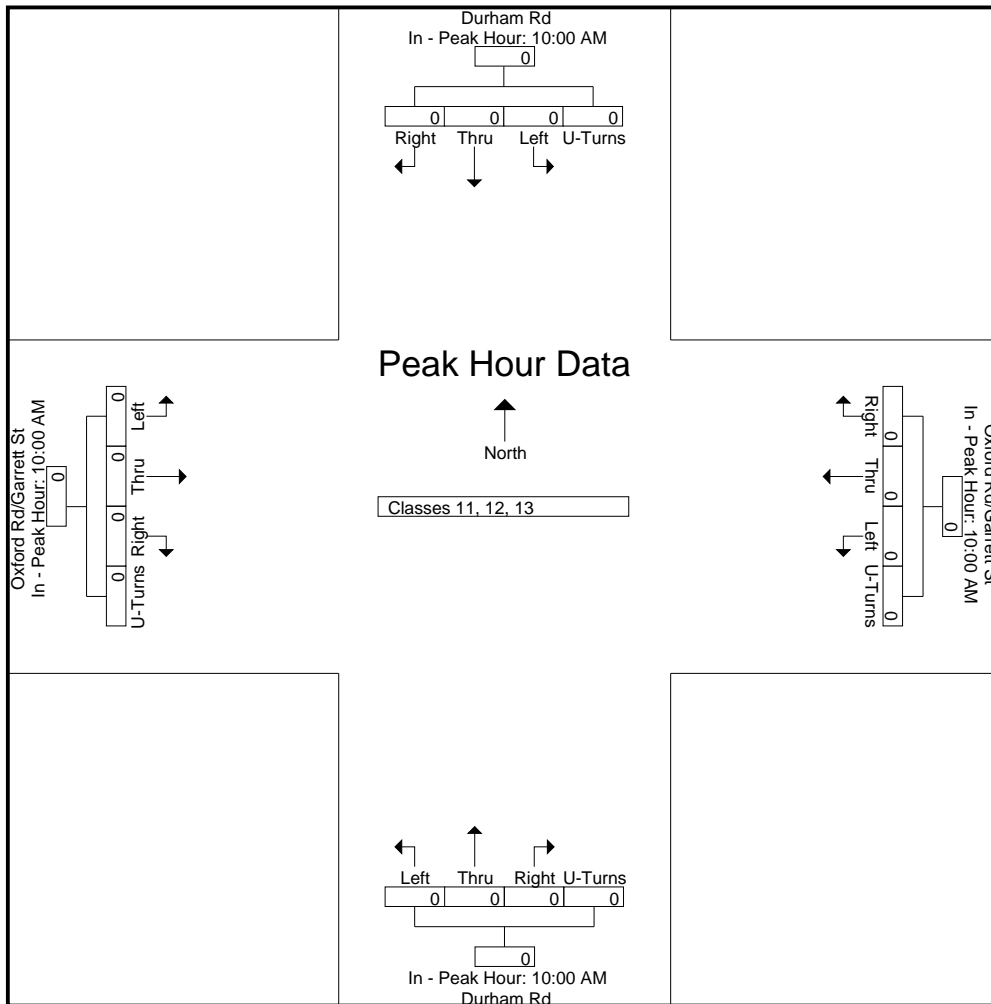
File Name : 14473001 - Durham Rd & Oxford Rd_Garrett St
Site Code : 14473001
Start Date : 8/30/2017
Page No : 6

Start Time	Durham Rd Southbound					Oxford Rd/Garrett St Westbound					Durham Rd Northbound					Oxford Rd/Garrett St Eastbound					Int. Total
	Right	Thru	Left	U-Turns	App. Total	Right	Thru	Left	U-Turns	App. Total	Right	Thru	Left	U-Turns	App. Total	Right	Thru	Left	U-Turns	App. Total	

Peak Hour Analysis From 10:00 AM to 02:45 PM - Peak 1 of 1

Peak Hour for Each Approach Begins at:

	10:00 AM					10:00 AM					10:00 AM					10:00 AM									
+0 mins.	0	0	0	0	0	0	0	0	0	0	0	0	0	0	0	0	0	0	0	0	0	0	0	0	0
+15 mins.	0	0	0	0	0	0	0	0	0	0	0	0	0	0	0	0	0	0	0	0	0	0	0	0	0
+30 mins.	0	0	0	0	0	0	0	0	0	0	0	0	0	0	0	0	0	0	0	0	0	0	0	0	0
+45 mins.	0	0	0	0	0	0	0	0	0	0	0	0	0	0	0	0	0	0	0	0	0	0	0	0	0
Total Volume	0	0	0	0	0	0	0	0	0	0	0	0	0	0	0	0	0	0	0	0	0	0	0	0	0
% App. Total	0	0	0	0	0	0	0	0	0	0	0	0	0	0	0	0	0	0	0	0	0	0	0	0	0
PHF	.000	.000	.000	.000	.000	.000	.000	.000	.000	.000	.000	.000	.000	.000	.000	.000	.000	.000	.000	.000	.000	.000	.000	.000	.000



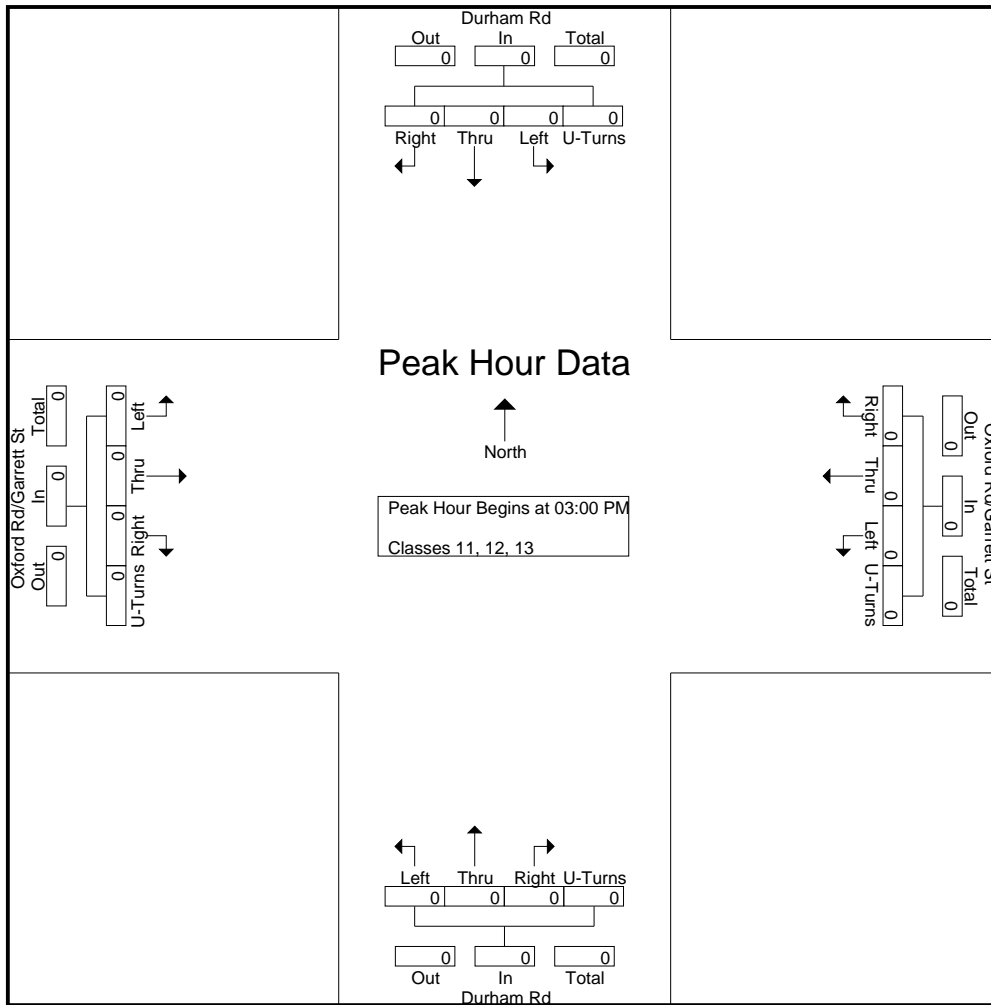
Quality Counts, LLC

920 Blairhill Rd, STE B106
Charlotte, NC 28217

File Name : 14473001 - Durham Rd & Oxford Rd_Garrett St
Site Code : 14473001
Start Date : 8/30/2017
Page No : 7

Start Time	Durham Rd Southbound					Oxford Rd/Garrett St Westbound					Durham Rd Northbound					Oxford Rd/Garrett St Eastbound					Int. Total	
	Right	Thru	Left	U-Turns	App. Total	Right	Thru	Left	U-Turns	App. Total	Right	Thru	Left	U-Turns	App. Total	Right	Thru	Left	U-Turns	App. Total		
03:00 PM	0	0	0	0	0	0	0	0	0	0	0	0	0	0	0	0	0	0	0	0	0	0
03:15 PM	0	0	0	0	0	0	0	0	0	0	0	0	0	0	0	0	0	0	0	0	0	0
03:30 PM	0	0	0	0	0	0	0	0	0	0	0	0	0	0	0	0	0	0	0	0	0	0
03:45 PM	0	0	0	0	0	0	0	0	0	0	0	0	0	0	0	0	0	0	0	0	0	0
Total Volume	0	0	0	0	0	0	0	0	0	0	0	0	0	0	0	0	0	0	0	0	0	0
% App. Total	0	0	0	0	0	0	0	0	0	0	0	0	0	0	0	0	0	0	0	0	0	0
PHF	.000	.000	.000	.000	.000	.000	.000	.000	.000	.000	.000	.000	.000	.000	.000	.000	.000	.000	.000	.000	.000	.000

Peak Hour Analysis From 03:00 PM to 06:45 PM - Peak 1 of 1
Peak Hour for Entire Intersection Begins at 03:00 PM



Quality Counts, LLC

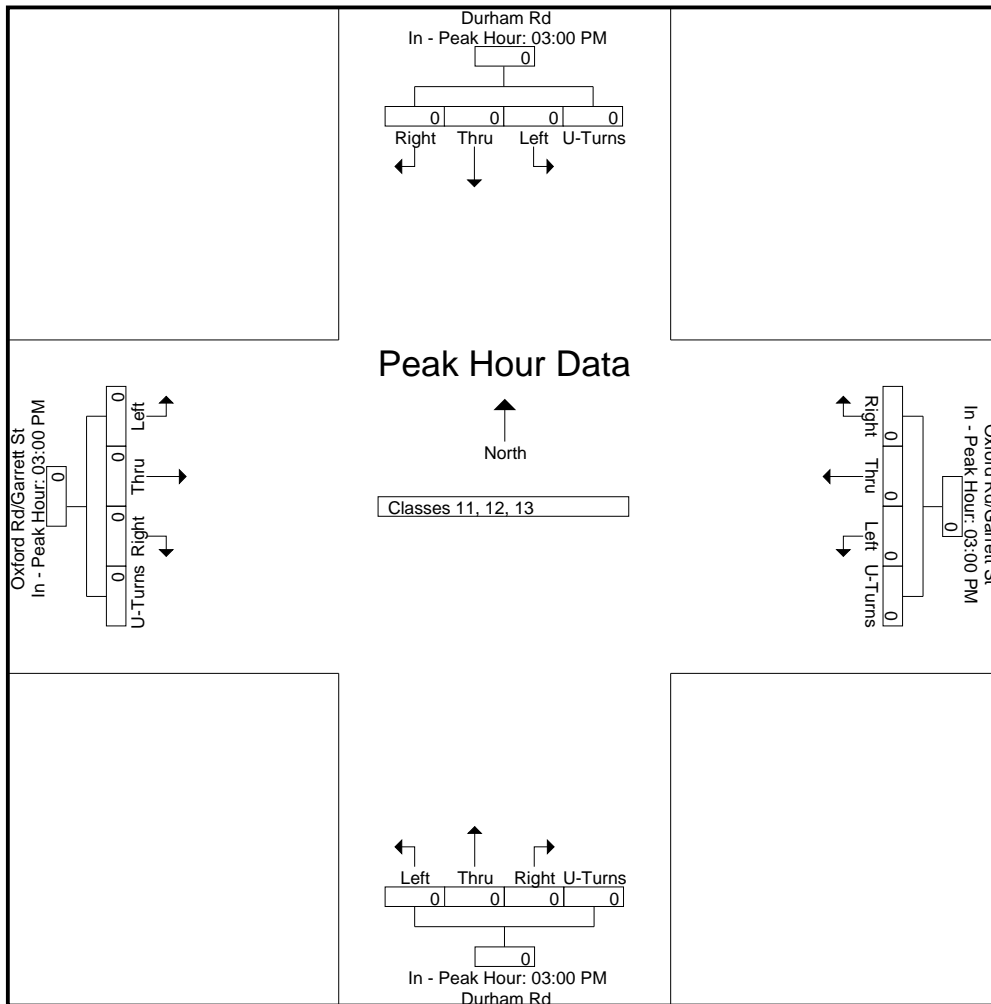
920 Blairhill Rd, STE B106
Charlotte, NC 28217

File Name : 14473001 - Durham Rd & Oxford Rd_Garrett St
Site Code : 14473001
Start Date : 8/30/2017
Page No : 8

Start Time	Durham Rd Southbound					Oxford Rd/Garrett St Westbound					Durham Rd Northbound					Oxford Rd/Garrett St Eastbound					Int. Total
	Right	Thru	Left	U-Turns	App. Total	Right	Thru	Left	U-Turns	App. Total	Right	Thru	Left	U-Turns	App. Total	Right	Thru	Left	U-Turns	App. Total	

Peak Hour Analysis From 03:00 PM to 06:45 PM - Peak 1 of 1
Peak Hour for Each Approach Begins at:

	03:00 PM					03:00 PM					03:00 PM					03:00 PM									
+0 mins.	0	0	0	0	0	0	0	0	0	0	0	0	0	0	0	0	0	0	0	0	0	0	0	0	0
+15 mins.	0	0	0	0	0	0	0	0	0	0	0	0	0	0	0	0	0	0	0	0	0	0	0	0	0
+30 mins.	0	0	0	0	0	0	0	0	0	0	0	0	0	0	0	0	0	0	0	0	0	0	0	0	0
+45 mins.	0	0	0	0	0	0	0	0	0	0	0	0	0	0	0	0	0	0	0	0	0	0	0	0	0
Total Volume	0	0	0	0	0	0	0	0	0	0	0	0	0	0	0	0	0	0	0	0	0	0	0	0	0
% App. Total	0	0	0	0	0	0	0	0	0	0	0	0	0	0	0	0	0	0	0	0	0	0	0	0	0
PHF	.000	.000	.000	.000	.000	.000	.000	.000	.000	.000	.000	.000	.000	.000	.000	.000	.000	.000	.000	.000	.000	.000	.000	.000	.000



Quality Counts, LLC

920 Blairhill Rd, STE B106
Charlotte, NC 28217

File Name : 14473001 - Durham Rd & Oxford Rd_Garrett St

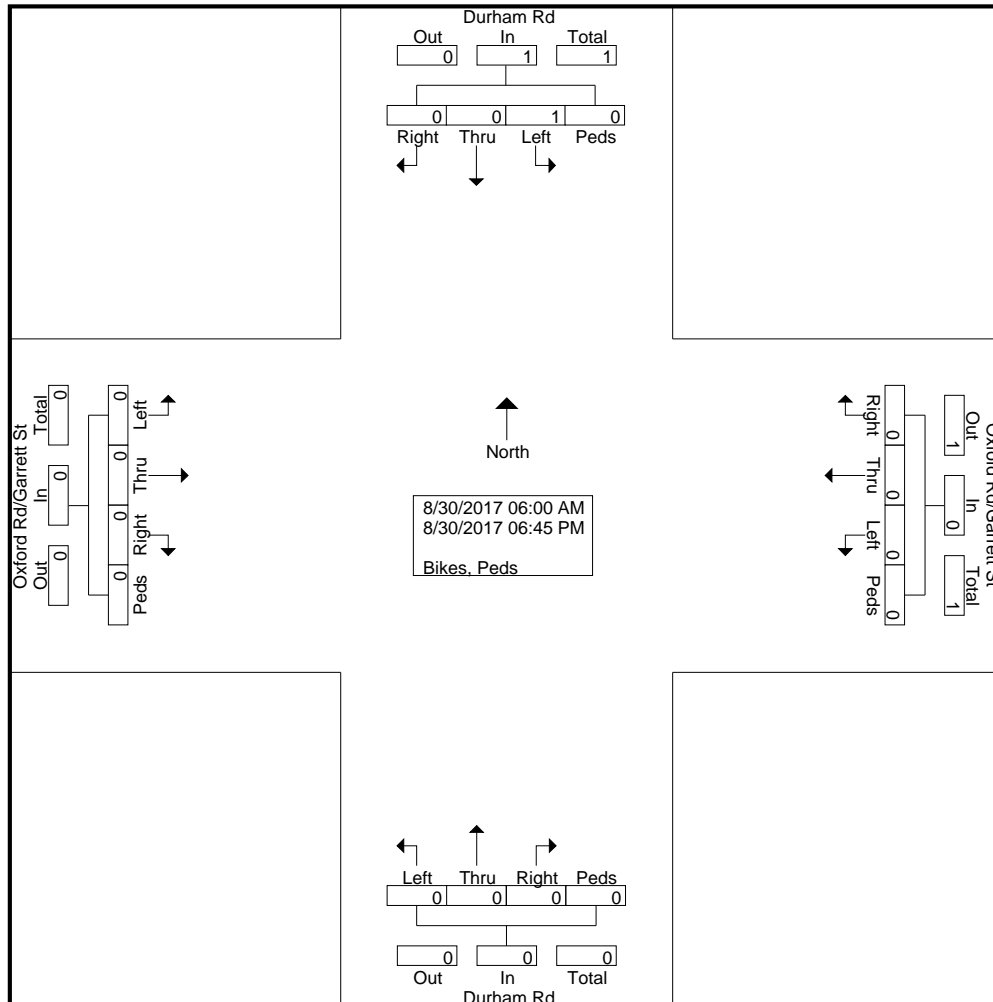
Site Code : 14473001

Start Date : 8/30/2017

Page No : 2

Groups Printed- Bikes, Peds

Start Time	Durham Rd Southbound					Oxford Rd/Garrett St Westbound					Durham Rd Northbound					Oxford Rd/Garrett St Eastbound					Int. Total					
	Right	Thru	Left	Peds	App. Total	Right	Thru	Left	Peds	App. Total	Right	Thru	Left	Peds	App. Total	Right	Thru	Left	Peds	App. Total						
04:00 PM	0	0	0	0	0	0	0	0	0	0	0	0	0	0	0	0	0	0	0	0	0	0	0	0	0	0
04:15 PM	0	0	0	0	0	0	0	0	0	0	0	0	0	0	0	0	0	0	0	0	0	0	0	0	0	0
04:30 PM	0	0	0	0	0	0	0	0	0	0	0	0	0	0	0	0	0	0	0	0	0	0	0	0	0	0
04:45 PM	0	0	0	0	0	0	0	0	0	0	0	0	0	0	0	0	0	0	0	0	0	0	0	0	0	0
Total	0	0	0	0	0	0	0	0	0	0	0	0	0	0	0	0	0	0	0	0	0	0	0	0	0	0
05:00 PM	0	0	0	0	0	0	0	0	0	0	0	0	0	0	0	0	0	0	0	0	0	0	0	0	0	0
05:15 PM	0	0	0	0	0	0	0	0	0	0	0	0	0	0	0	0	0	0	0	0	0	0	0	0	0	0
05:30 PM	0	0	0	0	0	0	0	0	0	0	0	0	0	0	0	0	0	0	0	0	0	0	0	0	0	0
05:45 PM	0	0	0	0	0	0	0	0	0	0	0	0	0	0	0	0	0	0	0	0	0	0	0	0	0	0
Total	0	0	0	0	0	0	0	0	0	0	0	0	0	0	0	0	0	0	0	0	0	0	0	0	0	0
06:00 PM	0	0	0	0	0	0	0	0	0	0	0	0	0	0	0	0	0	0	0	0	0	0	0	0	0	0
06:15 PM	0	0	0	0	0	0	0	0	0	0	0	0	0	0	0	0	0	0	0	0	0	0	0	0	0	0
06:30 PM	0	0	0	0	0	0	0	0	0	0	0	0	0	0	0	0	0	0	0	0	0	0	0	0	0	0
06:45 PM	0	0	0	0	0	0	0	0	0	0	0	0	0	0	0	0	0	0	0	0	0	0	0	0	0	0
Total	0	0	0	0	0	0	0	0	0	0	0	0	0	0	0	0	0	0	0	0	0	0	0	0	0	0
Grand Total	0	0	1	0	1	0	0	0	0	0	0	0	0	0	0	0	0	0	0	0	0	0	0	0	0	1
Apprch %	0	0	100	0		0	0	0	0		0	0	0	0		0	0	0	0		0	0	0	0		
Total %	0	0	100	0	100	0	0	0	0	0	0	0	0	0	0	0	0	0	0	0	0	0	0	0	0	

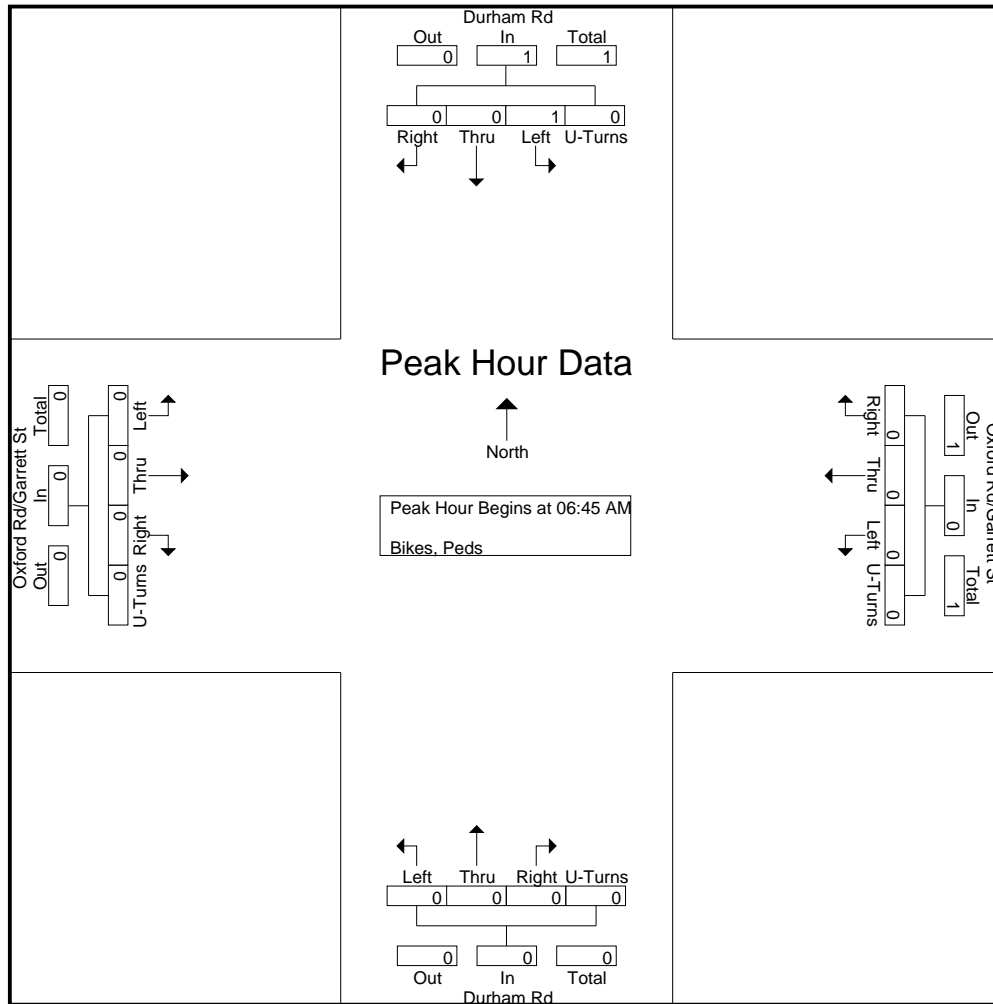


Quality Counts, LLC

920 Blairhill Rd, STE B106
Charlotte, NC 28217

File Name : 14473001 - Durham Rd & Oxford Rd_Garrett St
Site Code : 14473001
Start Date : 8/30/2017
Page No : 3

Start Time	Durham Rd Southbound					Oxford Rd/Garrett St Westbound					Durham Rd Northbound					Oxford Rd/Garrett St Eastbound					Int. Total	
	Right	Thru	Left	Peds	App. Total	Right	Thru	Left	Peds	App. Total	Right	Thru	Left	Peds	App. Total	Right	Thru	Left	Peds	App. Total		
Peak Hour Analysis From 06:00 AM to 09:45 AM - Peak 1 of 1																						
Peak Hour for Entire Intersection Begins at 06:45 AM																						
06:45 AM	0	0	0	0	0	0	0	0	0	0	0	0	0	0	0	0	0	0	0	0	0	0
07:00 AM	0	0	0	0	0	0	0	0	0	0	0	0	0	0	0	0	0	0	0	0	0	0
07:15 AM	0	0	0	0	0	0	0	0	0	0	0	0	0	0	0	0	0	0	0	0	0	0
07:30 AM	0	0	1	0	1	0	0	0	0	0	0	0	0	0	0	0	0	0	0	0	0	1
Total Volume	0	0	1	0	1	0	0	0	0	0	0	0	0	0	0	0	0	0	0	0	0	1
% App. Total	0	0	100	0		0	0	0	0		0	0	0	0		0	0	0	0		0	
PHF	.000	.000	.250	.000	.250	.000	.000	.000	.000	.000	.000	.000	.000	.000	.000	.000	.000	.000	.000	.000	.000	.250



Quality Counts, LLC

920 Blairhill Rd, STE B106
Charlotte, NC 28217

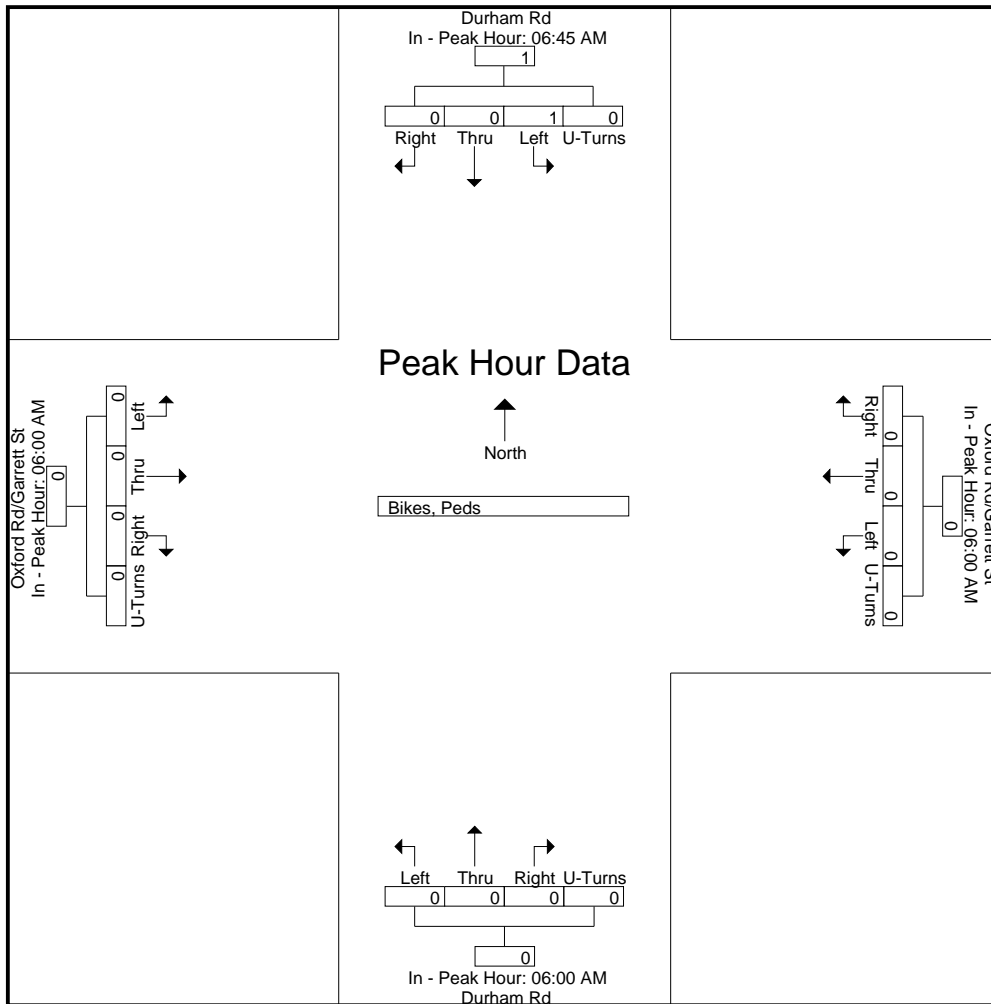
File Name : 14473001 - Durham Rd & Oxford Rd_Garrett St
Site Code : 14473001
Start Date : 8/30/2017
Page No : 4

Start Time	Durham Rd Southbound					Oxford Rd/Garrett St Westbound					Durham Rd Northbound					Oxford Rd/Garrett St Eastbound					Int. Total
	Right	Thru	Left	Peds	App. Total	Right	Thru	Left	Peds	App. Total	Right	Thru	Left	Peds	App. Total	Right	Thru	Left	Peds	App. Total	

Peak Hour Analysis From 06:00 AM to 09:45 AM - Peak 1 of 1

Peak Hour for Each Approach Begins at:

	06:45 AM					06:00 AM					06:00 AM					06:00 AM				
+0 mins.	0	0	0	0	0	0	0	0	0	0	0	0	0	0	0	0	0	0	0	0
+15 mins.	0	0	0	0	0	0	0	0	0	0	0	0	0	0	0	0	0	0	0	0
+30 mins.	0	0	0	0	0	0	0	0	0	0	0	0	0	0	0	0	0	0	0	0
+45 mins.	0	0	1	0	1	0	0	0	0	0	0	0	0	0	0	0	0	0	0	0
Total Volume	0	0	1	0	1	0	0	0	0	0	0	0	0	0	0	0	0	0	0	0
% App. Total	0	0	100	0		0	0	0	0		0	0	0	0		0	0	0	0	
PHF	.000	.000	.250	.000	.250	.000	.000	.000	.000	.000	.000	.000	.000	.000	.000	.000	.000	.000	.000	.000

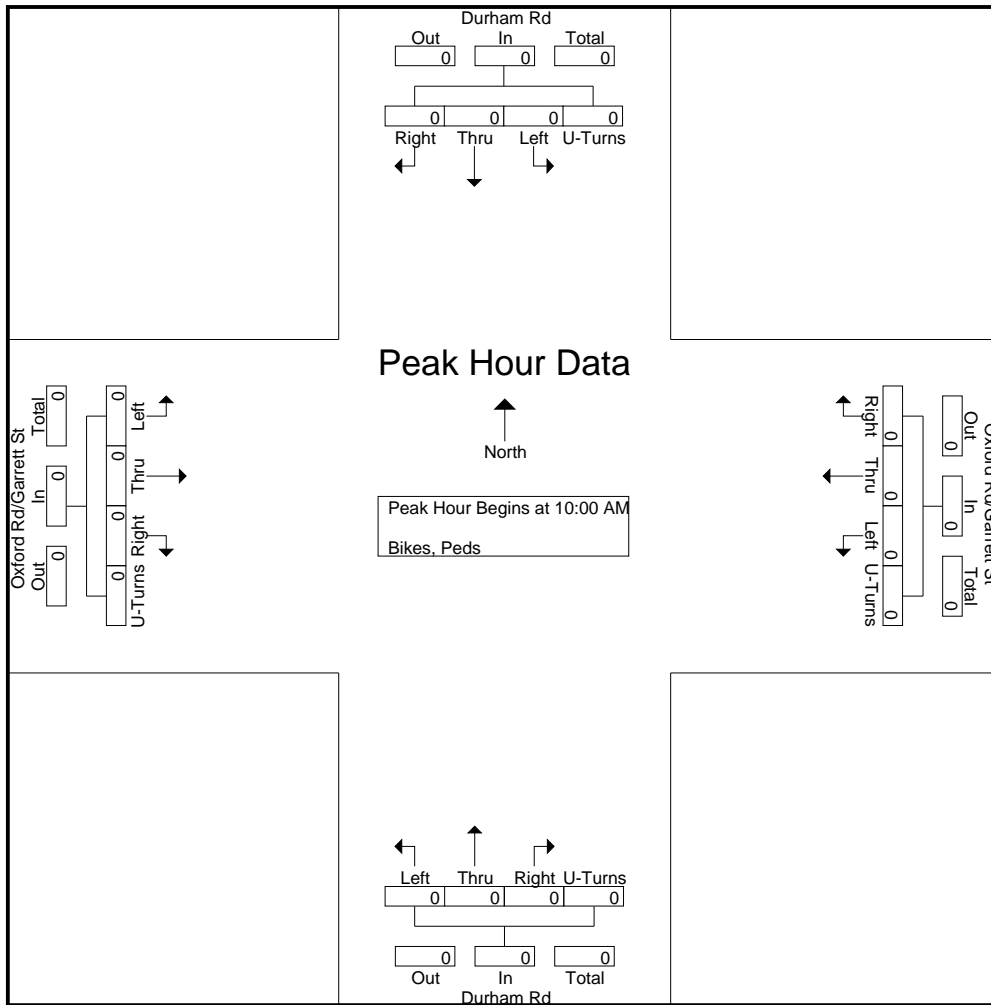


Quality Counts, LLC

920 Blairhill Rd, STE B106
Charlotte, NC 28217

File Name : 14473001 - Durham Rd & Oxford Rd_Garrett St
Site Code : 14473001
Start Date : 8/30/2017
Page No : 5

Start Time	Durham Rd Southbound					Oxford Rd/Garrett St Westbound					Durham Rd Northbound					Oxford Rd/Garrett St Eastbound					Int. Total	
	Rig ht	Thr u	Left	Ped s	App. Total	Rig ht	Thr u	Left	Ped s	App. Total	Right	Thr u	Left	Peds	App. Total	Right	Thr u	Left	Peds	App. Total		
Peak Hour Analysis From 10:00 AM to 02:45 PM - Peak 1 of 1																						
Peak Hour for Entire Intersection Begins at 10:00 AM																						
10:00 AM	0	0	0	0	0	0	0	0	0	0	0	0	0	0	0	0	0	0	0	0	0	0
10:15 AM	0	0	0	0	0	0	0	0	0	0	0	0	0	0	0	0	0	0	0	0	0	0
10:30 AM	0	0	0	0	0	0	0	0	0	0	0	0	0	0	0	0	0	0	0	0	0	0
10:45 AM	0	0	0	0	0	0	0	0	0	0	0	0	0	0	0	0	0	0	0	0	0	0
Total Volume	0	0	0	0	0	0	0	0	0	0	0	0	0	0	0	0	0	0	0	0	0	0
% App. Total	0	0	0	0	0	0	0	0	0	0	0	0	0	0	0	0	0	0	0	0	0	0
PHF	.000	.000	.000	.000	.000	.000	.000	.000	.000	.000	.000	.000	.000	.000	.000	.000	.000	.000	.000	.000	.000	.000



Quality Counts, LLC

920 Blairhill Rd, STE B106
Charlotte, NC 28217

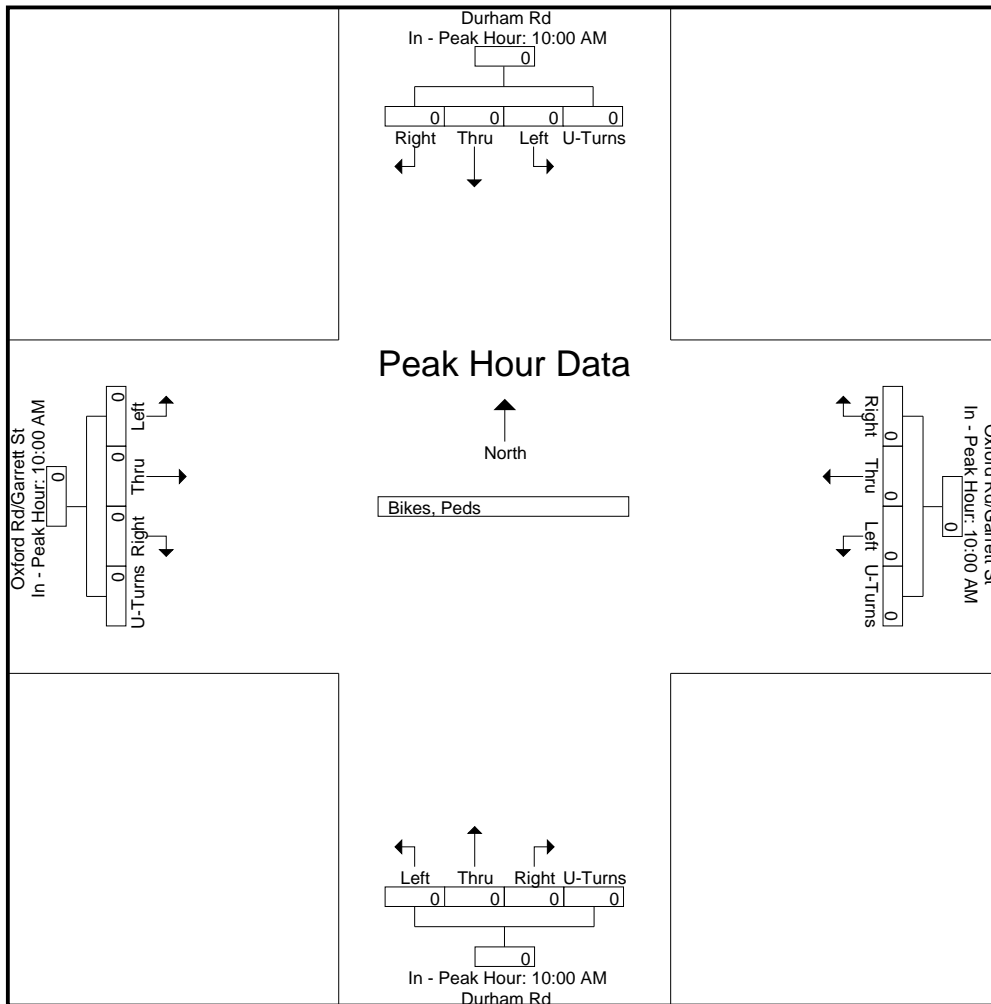
File Name : 14473001 - Durham Rd & Oxford Rd_Garrett St
Site Code : 14473001
Start Date : 8/30/2017
Page No : 6

Start Time	Durham Rd Southbound					Oxford Rd/Garrett St Westbound					Durham Rd Northbound					Oxford Rd/Garrett St Eastbound					Int. Total
	Rig ht	Thr u	Left	Ped s	App. Total	Rig ht	Thr u	Left	Ped s	App. Total	Right	Thr u	Left	Peds	App. Total	Right	Thr u	Left	Peds	App. Total	

Peak Hour Analysis From 10:00 AM to 02:45 PM - Peak 1 of 1

Peak Hour for Each Approach Begins at:

	10:00 AM					10:00 AM					10:00 AM					10:00 AM									
+0 mins.	0	0	0	0	0	0	0	0	0	0	0	0	0	0	0	0	0	0	0	0	0	0	0	0	0
+15 mins.	0	0	0	0	0	0	0	0	0	0	0	0	0	0	0	0	0	0	0	0	0	0	0	0	0
+30 mins.	0	0	0	0	0	0	0	0	0	0	0	0	0	0	0	0	0	0	0	0	0	0	0	0	0
+45 mins.	0	0	0	0	0	0	0	0	0	0	0	0	0	0	0	0	0	0	0	0	0	0	0	0	0
Total Volume	0	0	0	0	0	0	0	0	0	0	0	0	0	0	0	0	0	0	0	0	0	0	0	0	0
% App. Total	0	0	0	0	0	0	0	0	0	0	0	0	0	0	0	0	0	0	0	0	0	0	0	0	0
PHF	.000	.000	.000	.000	.000	.000	.000	.000	.000	.000	.000	.000	.000	.000	.000	.000	.000	.000	.000	.000	.000	.000	.000	.000	.000

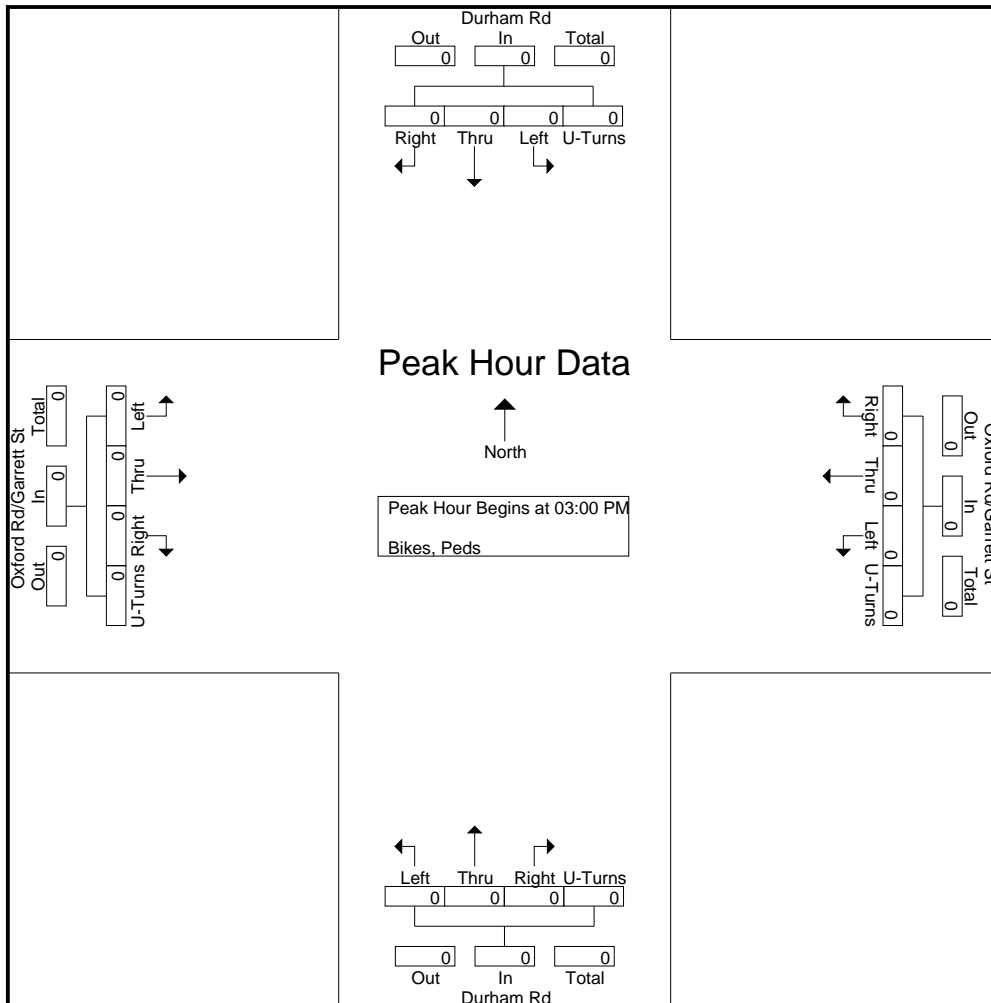


Quality Counts, LLC

920 Blairhill Rd, STE B106
Charlotte, NC 28217

File Name : 14473001 - Durham Rd & Oxford Rd_Garrett St
Site Code : 14473001
Start Date : 8/30/2017
Page No : 7

Start Time	Durham Rd Southbound					Oxford Rd/Garrett St Westbound					Durham Rd Northbound					Oxford Rd/Garrett St Eastbound					Int. Total	
	Right	Thru	Left	Peds	App. Total	Right	Thru	Left	Peds	App. Total	Right	Thru	Left	Peds	App. Total	Right	Thru	Left	Peds	App. Total		
Peak Hour Analysis From 03:00 PM to 06:45 PM - Peak 1 of 1																						
Peak Hour for Entire Intersection Begins at 03:00 PM																						
03:00 PM	0	0	0	0	0	0	0	0	0	0	0	0	0	0	0	0	0	0	0	0	0	0
03:15 PM	0	0	0	0	0	0	0	0	0	0	0	0	0	0	0	0	0	0	0	0	0	0
03:30 PM	0	0	0	0	0	0	0	0	0	0	0	0	0	0	0	0	0	0	0	0	0	0
03:45 PM	0	0	0	0	0	0	0	0	0	0	0	0	0	0	0	0	0	0	0	0	0	0
Total Volume	0	0	0	0	0	0	0	0	0	0	0	0	0	0	0	0	0	0	0	0	0	0
% App. Total	0	0	0	0	0	0	0	0	0	0	0	0	0	0	0	0	0	0	0	0	0	0
PHF	.000	.000	.000	.000	.000	.000	.000	.000	.000	.000	.000	.000	.000	.000	.000	.000	.000	.000	.000	.000	.000	.000



Quality Counts, LLC

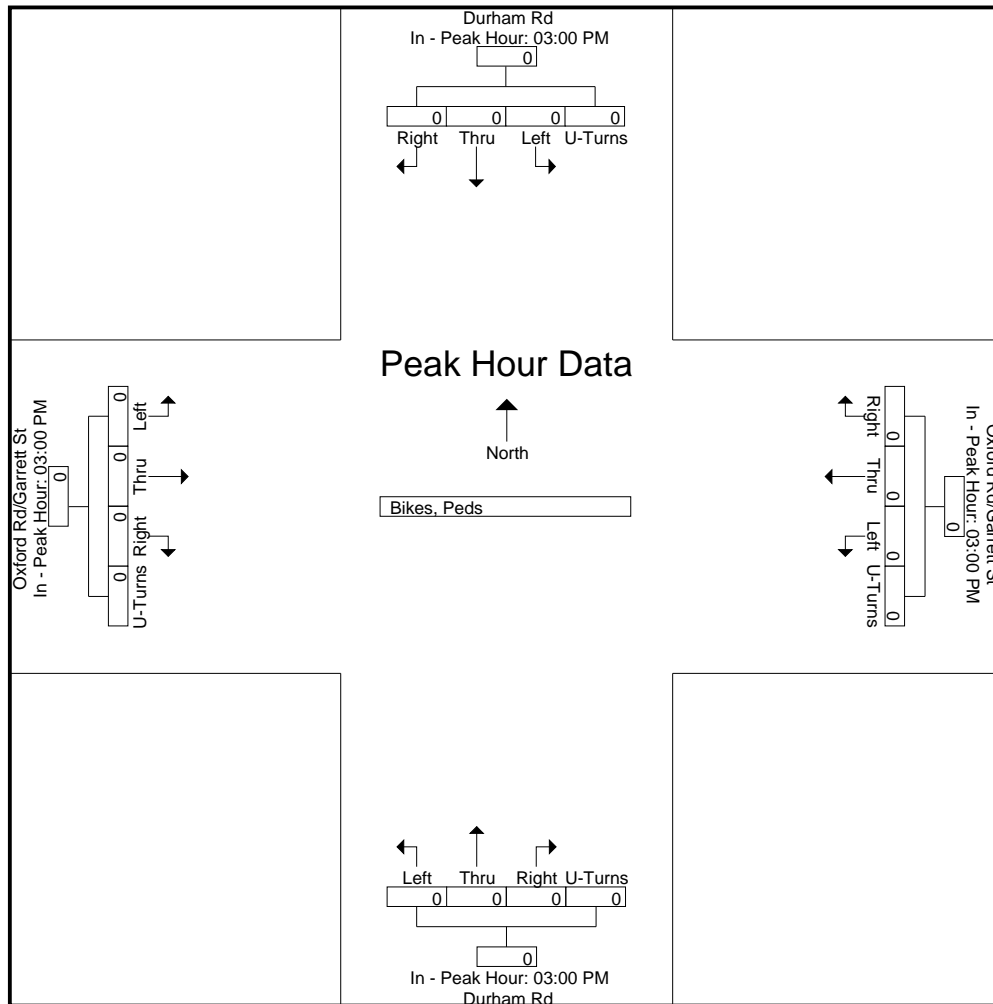
920 Blairhill Rd, STE B106
Charlotte, NC 28217

File Name : 14473001 - Durham Rd & Oxford Rd_Garrett St
Site Code : 14473001
Start Date : 8/30/2017
Page No : 8

Start Time	Durham Rd Southbound					Oxford Rd/Garrett St Westbound					Durham Rd Northbound					Oxford Rd/Garrett St Eastbound					Int. Total
	Rig ht	Thr u	Left	Ped s	App. Total	Rig ht	Thr u	Left	Ped s	App. Total	Right	Thr u	Left	Peds	App. Total	Right	Thr u	Left	Peds	App. Total	

Peak Hour Analysis From 03:00 PM to 06:45 PM - Peak 1 of 1
Peak Hour for Each Approach Begins at:

	03:00 PM					03:00 PM					03:00 PM					03:00 PM									
+0 mins.	0	0	0	0	0	0	0	0	0	0	0	0	0	0	0	0	0	0	0	0	0	0	0	0	0
+15 mins.	0	0	0	0	0	0	0	0	0	0	0	0	0	0	0	0	0	0	0	0	0	0	0	0	0
+30 mins.	0	0	0	0	0	0	0	0	0	0	0	0	0	0	0	0	0	0	0	0	0	0	0	0	0
+45 mins.	0	0	0	0	0	0	0	0	0	0	0	0	0	0	0	0	0	0	0	0	0	0	0	0	0
Total Volume	0	0	0	0	0	0	0	0	0	0	0	0	0	0	0	0	0	0	0	0	0	0	0	0	0
% App. Total	0	0	0	0	0	0	0	0	0	0	0	0	0	0	0	0	0	0	0	0	0	0	0	0	0
PHF	.000	.000	.000	.000	.000	.000	.000	.000	.000	.000	.000	.000	.000	.000	.000	.000	.000	.000	.000	.000	.000	.000	.000	.000	.000



Quality Counts, LLC

920 Blairhill Rd, STE B106
Charlotte, NC 28217

File Name : 14473002 - Durham Rd & Kirby St

Site Code : 14473002

Start Date : 8/30/2017

Page No : 1

Groups Printed- Classes 1, 2, 3 - Classes 4, 5, 6, 7 - Classes 8, 9, 10 - Classes 11, 12, 13 - Bikes, Peds

Start Time	Durham Rd Southbound					Kirby St Westbound					Durham Rd Northbound					Kirby St Eastbound					Int. Total
	Right	Thru	Left	Peds	App. Total	Right	Thru	Left	Peds	App. Total	Right	Thru	Left	Peds	App. Total	Right	Thru	Left	Peds	App. Total	
06:00 AM	0	153	0	0	153	0	0	0	0	0	0	50	0	0	50	1	0	0	0	1	204
06:15 AM	0	221	0	0	221	1	0	0	0	1	0	68	2	0	70	1	0	0	0	1	293
06:30 AM	0	184	0	0	184	0	0	0	0	0	0	96	1	0	97	1	0	0	0	1	282
06:45 AM	2	206	0	0	208	1	0	0	0	1	0	148	2	0	150	2	0	1	0	3	362
Total	2	764	0	0	766	2	0	0	0	2	0	362	5	0	367	5	0	1	0	6	1141
07:00 AM	0	201	0	0	201	2	0	0	0	2	0	157	5	0	162	1	0	0	0	1	366
07:15 AM	0	251	0	0	251	1	0	0	0	1	0	266	7	0	273	1	0	0	0	1	526
07:30 AM	2	237	1	0	240	3	0	0	0	3	0	339	8	0	347	9	0	1	0	10	600
07:45 AM	1	255	0	0	256	0	0	0	0	0	1	324	11	0	336	5	0	0	0	5	597
Total	3	944	1	0	948	6	0	0	0	6	1	1086	31	0	1118	16	0	1	0	17	2089
08:00 AM	0	236	2	0	238	0	0	1	0	1	0	221	4	0	225	1	0	1	0	2	466
08:15 AM	0	202	0	0	202	0	0	3	0	3	0	195	0	0	195	2	0	0	1	3	403
08:30 AM	2	163	0	1	166	0	0	0	1	1	0	188	5	0	193	4	0	0	0	4	364
08:45 AM	0	188	1	0	189	0	0	0	0	0	0	193	2	0	195	2	1	0	0	3	387
Total	2	789	3	1	795	0	0	4	1	5	0	797	11	0	808	9	1	1	1	12	1620
09:00 AM	0	172	0	1	173	1	0	0	0	1	0	176	3	0	179	1	0	1	0	2	355
09:15 AM	2	162	1	1	166	0	0	0	0	0	0	193	6	0	199	0	0	1	0	1	366
09:30 AM	1	181	0	0	182	0	0	0	0	0	0	178	5	0	183	1	0	1	1	3	368
09:45 AM	1	198	0	0	199	0	0	0	0	0	0	196	2	0	198	1	0	1	0	2	399
Total	4	713	1	2	720	1	0	0	0	1	0	743	16	0	759	3	0	4	1	8	1488
10:00 AM	3	214	0	0	217	1	0	0	0	1	0	175	3	0	178	3	0	1	1	5	401
10:15 AM	0	192	0	0	192	1	0	0	0	1	0	176	5	0	181	5	0	0	0	5	379
10:30 AM	3	197	0	0	200	2	0	0	0	2	0	186	7	0	193	1	0	1	0	2	397
10:45 AM	1	192	0	0	193	1	0	0	0	1	0	187	1	0	188	7	0	2	0	9	391
Total	7	795	0	0	802	5	0	0	0	5	0	724	16	0	740	16	0	4	1	21	1568
11:00 AM	1	227	0	0	228	0	0	1	0	1	1	193	2	0	196	3	0	0	0	3	428
11:15 AM	1	228	1	0	230	1	0	0	0	1	1	213	3	0	217	3	0	2	0	5	453
11:30 AM	1	272	1	0	274	2	0	2	0	4	0	203	2	0	205	3	0	2	1	6	489
11:45 AM	1	216	3	0	220	0	0	0	0	0	0	243	3	0	246	7	0	0	0	7	473
Total	4	943	5	0	952	3	0	3	0	6	2	852	10	0	864	16	0	4	1	21	1843
12:00 PM	1	238	0	0	239	2	0	1	0	3	2	250	10	0	262	0	0	0	0	0	504
12:15 PM	3	271	1	0	275	2	0	0	0	2	0	219	1	0	220	5	0	2	2	9	506
12:30 PM	2	261	0	0	263	1	0	0	1	2	0	220	4	0	224	0	0	1	1	2	491
12:45 PM	2	229	0	0	231	0	0	0	0	0	0	229	5	0	234	4	0	1	0	5	470
Total	8	999	1	0	1008	5	0	1	1	7	2	918	20	0	940	9	0	4	3	16	1971
01:00 PM	0	225	2	0	227	0	0	0	0	0	0	217	3	1	221	4	0	0	0	4	452
01:15 PM	2	229	2	0	233	2	0	1	0	3	1	221	3	0	225	4	0	0	0	4	465
01:30 PM	1	204	1	0	206	0	0	2	0	2	1	239	4	0	244	2	0	1	0	3	455
01:45 PM	1	242	0	0	243	2	0	0	0	2	0	228	1	0	229	5	0	3	0	8	482
Total	4	900	5	0	909	4	0	3	0	7	2	905	11	1	919	15	0	4	0	19	1854
02:00 PM	1	231	1	0	233	0	0	0	1	1	1	226	5	0	232	2	0	0	0	2	468
02:15 PM	0	249	0	0	249	0	0	1	0	1	0	197	4	0	201	7	0	0	1	8	459
02:30 PM	0	223	0	0	223	1	0	0	0	1	0	251	1	0	252	1	0	0	0	1	477
02:45 PM	1	260	2	0	263	0	0	0	0	0	0	266	8	0	274	2	0	2	1	5	542
Total	2	963	3	0	968	1	0	1	1	3	1	940	18	0	959	12	0	2	2	16	1946
03:00 PM	0	298	0	0	298	2	0	0	0	2	1	272	6	0	279	2	0	0	0	2	581
03:15 PM	1	326	1	0	328	1	0	1	1	3	1	239	9	2	251	4	0	2	3	9	591
03:30 PM	0	310	1	0	311	2	0	0	0	2	0	263	5	0	268	4	0	1	0	5	586
03:45 PM	1	302	0	0	303	1	0	1	0	2	0	242	6	1	249	2	0	1	0	3	557
Total	2	1236	2	0	1240	6	0	2	1	9	2	1016	26	3	1047	12	0	4	3	19	2315

Quality Counts, LLC

920 Blairhill Rd, STE B106
Charlotte, NC 28217

File Name : 14473002 - Durham Rd & Kirby St

Site Code : 14473002

Start Date : 8/30/2017

Page No : 2

Groups Printed- Classes 1, 2, 3 - Classes 4, 5, 6, 7 - Classes 8, 9, 10 - Classes 11, 12, 13 - Bikes, Peds

Start Time	Durham Rd Southbound					Kirby St Westbound					Durham Rd Northbound					Kirby St Eastbound					Int. Total
	Right	Thru	Left	Peds	App. Total	Right	Thru	Left	Peds	App. Total	Right	Thru	Left	Peds	App. Total	Right	Thru	Left	Peds	App. Total	
04:00 PM	4	266	1	0	271	0	0	0	0	0	0	321	6	1	328	1	0	3	1	5	604
04:15 PM	1	251	0	0	252	0	0	1	0	1	0	312	14	0	326	3	0	3	0	6	585
04:30 PM	1	263	0	0	264	0	0	0	0	0	1	317	7	0	325	2	0	0	0	2	591
04:45 PM	2	274	3	0	279	1	0	2	0	3	0	294	8	0	302	2	0	1	0	3	587
Total	8	1054	4	0	1066	1	0	3	0	4	1	1244	35	1	1281	8	0	7	1	16	2367
05:00 PM	2	333	1	0	336	0	0	1	0	1	1	282	3	0	286	12	0	0	0	12	635
05:15 PM	2	311	1	0	314	2	0	0	0	2	1	357	12	0	370	3	0	2	0	5	691
05:30 PM	1	246	1	0	248	0	0	0	0	0	1	314	7	0	322	2	0	2	0	4	574
05:45 PM	3	236	0	0	239	0	0	1	0	1	0	318	10	0	328	2	0	1	0	3	571
Total	8	1126	3	0	1137	2	0	2	0	4	3	1271	32	0	1306	19	0	5	0	24	2471
06:00 PM	6	240	0	0	246	1	0	1	0	2	1	282	5	0	288	7	0	0	0	7	543
06:15 PM	10	220	0	0	230	1	1	0	0	2	0	272	8	0	280	1	0	2	0	3	515
06:30 PM	9	233	0	0	242	1	0	1	0	2	2	281	7	0	290	2	0	4	0	6	540
06:45 PM	5	212	2	1	220	0	0	0	1	1	1	226	11	0	238	12	0	5	0	17	476
Total	30	905	2	1	938	3	1	2	1	7	4	1061	31	0	1096	22	0	11	0	33	2074
Grand Total	84	12131	30	4	12249	39	1	21	5	66	18	11919	262	5	12204	162	1	52	13	228	24747
Apprch %	0.7	99	0.2	0		59.1	1.5	31.8	7.6		0.1	97.7	2.1	0		71.1	0.4	22.8	5.7		
Total %	0.3	49	0.1	0	49.5	0.2	0	0.1	0	0.3	0.1	48.2	1.1	0	49.3	0.7	0	0.2	0.1	0.9	
Classes 1, 2, 3	80	11537	30	4	11651	37	1	21	5	64	17	11315	261	1	11594	155	1	50	13	219	23528
% Classes 1, 2, 3	95.2	95.1	100	100	95.1	94.9	100	100	100	97	94.4	94.9	99.6	20	95	95.7	100	96.2	100	96.1	95.1
Classes 4, 5, 6, 7	4	364	0	0	368	1	0	0	0	1	1	326	1	0	328	6	0	1	0	7	704
% Classes 4, 5, 6, 7	4.8	3	0	0	3	2.6	0	0	0	1.5	5.6	2.7	0.4	0	2.7	3.7	0	1.9	0	3.1	2.8
Classes 8, 9, 10	0	229	0	0	229	0	0	0	0	0	0	276	0	0	276	0	0	0	0	0	505
% Classes 8, 9, 10	0	1.9	0	0	1.9	0	0	0	0	0	0	2.3	0	0	2.3	0	0	0	0	0	2
Classes 11, 12, 13	0	0	0	0	0	0	0	0	0	0	0	0	0	0	0	0	0	0	0	0	0
% Classes 11, 12, 13	0	0	0	0	0	0	0	0	0	0	0	0	0	0	0	0	0	0	0	0	0
Bikes, Peds	0	1	0	0	1	1	0	0	0	1	0	2	0	4	6	1	0	1	0	2	10
% Bikes, Peds	0	0	0	0	0	2.6	0	0	0	1.5	0	0	0	80	0	0.6	0	1.9	0	0.9	0

Quality Counts, LLC

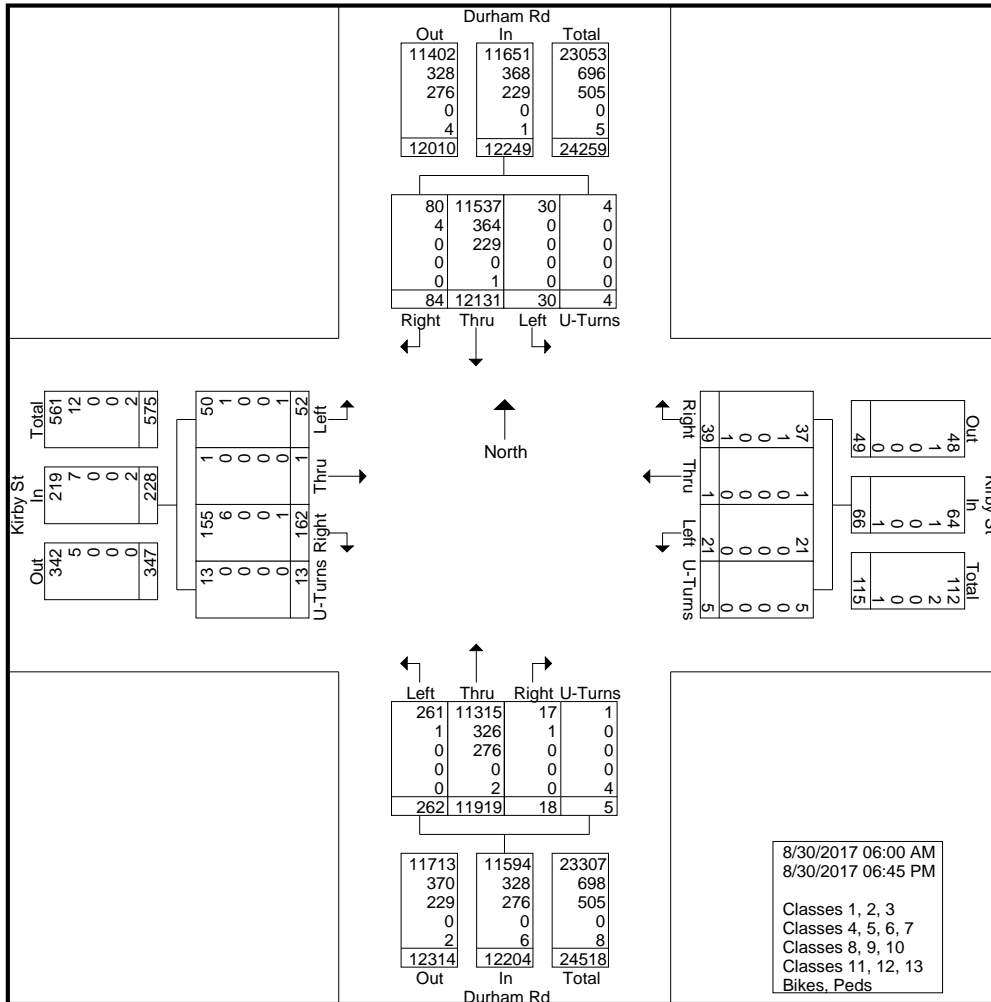
920 Blairhill Rd, STE B106
Charlotte, NC 28217

File Name : 14473002 - Durham Rd & Kirby St

Site Code : 14473002

Start Date : 8/30/2017

Page No : 3

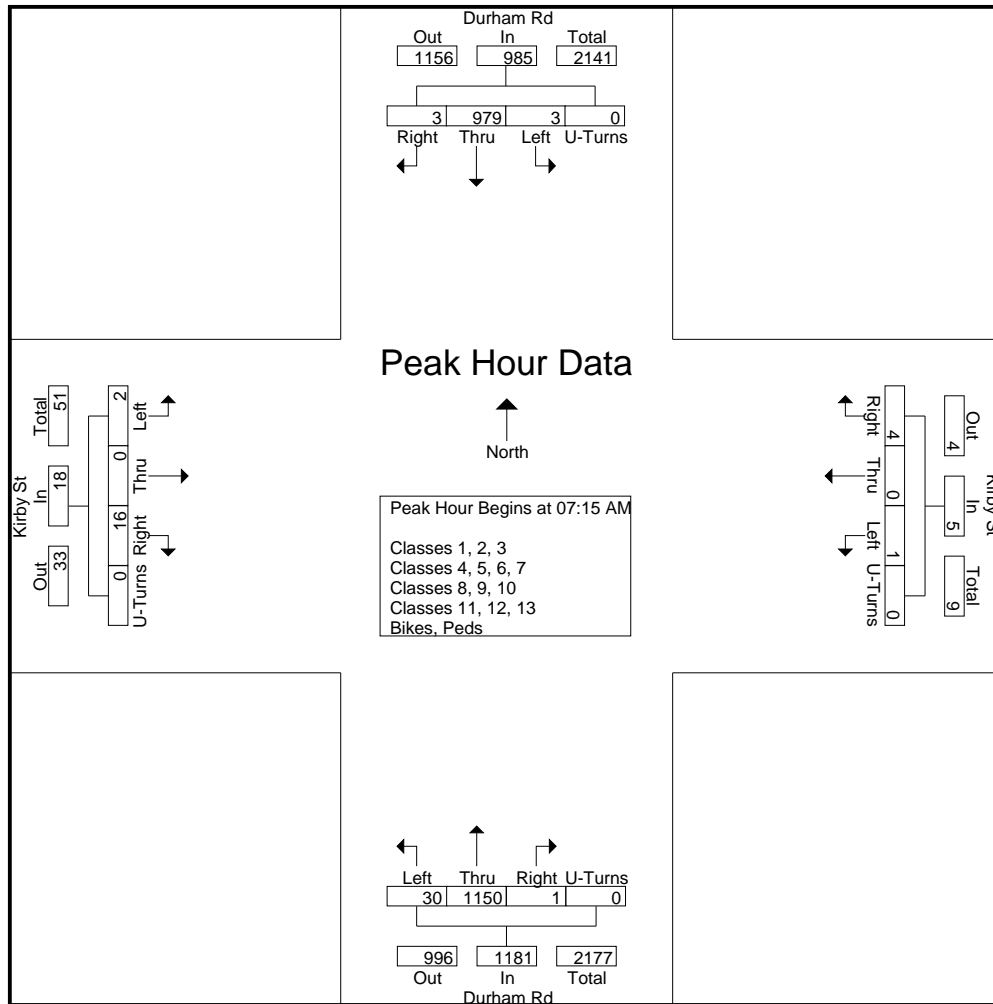


Quality Counts, LLC

920 Blairhill Rd, STE B106
Charlotte, NC 28217

File Name : 14473002 - Durham Rd & Kirby St
Site Code : 14473002
Start Date : 8/30/2017
Page No : 4

Start Time	Durham Rd Southbound					Kirby St Westbound					Durham Rd Northbound					Kirby St Eastbound					Int. Total
	Right	Thru	Left	Peds	App. Total	Right	Thru	Left	Peds	App. Total	Right	Thru	Left	Peds	App. Total	Right	Thru	Left	Peds	App. Total	
Peak Hour Analysis From 06:00 AM to 09:45 AM - Peak 1 of 1																					
Peak Hour for Entire Intersection Begins at 07:15 AM																					
07:15 AM	0	251	0	0	251	1	0	0	0	1	0	266	7	0	273	1	0	0	0	1	526
07:30 AM	2	237	1	0	240	3	0	0	0	3	0	339	8	0	347	9	0	1	0	10	600
07:45 AM	1	255	0	0	256	0	0	0	0	0	1	324	11	0	336	5	0	0	0	5	597
08:00 AM	0	236	2	0	238	0	0	1	0	1	0	221	4	0	225	1	0	1	0	2	466
Total Volume	3	979	3	0	985	4	0	1	0	5	1	1150	30	0	1181	16	0	2	0	18	2189
% App. Total	0.3	99.4	0.3	0		80	0	20	0		0.1	97.4	2.5	0		88.9	0	11.1	0		
PHF	.375	.960	.375	.000	.962	.333	.000	.250	.000	.417	.250	.848	.682	.000	.851	.444	.000	.500	.000	.450	.912



Quality Counts, LLC

920 Blairhill Rd, STE B106
Charlotte, NC 28217

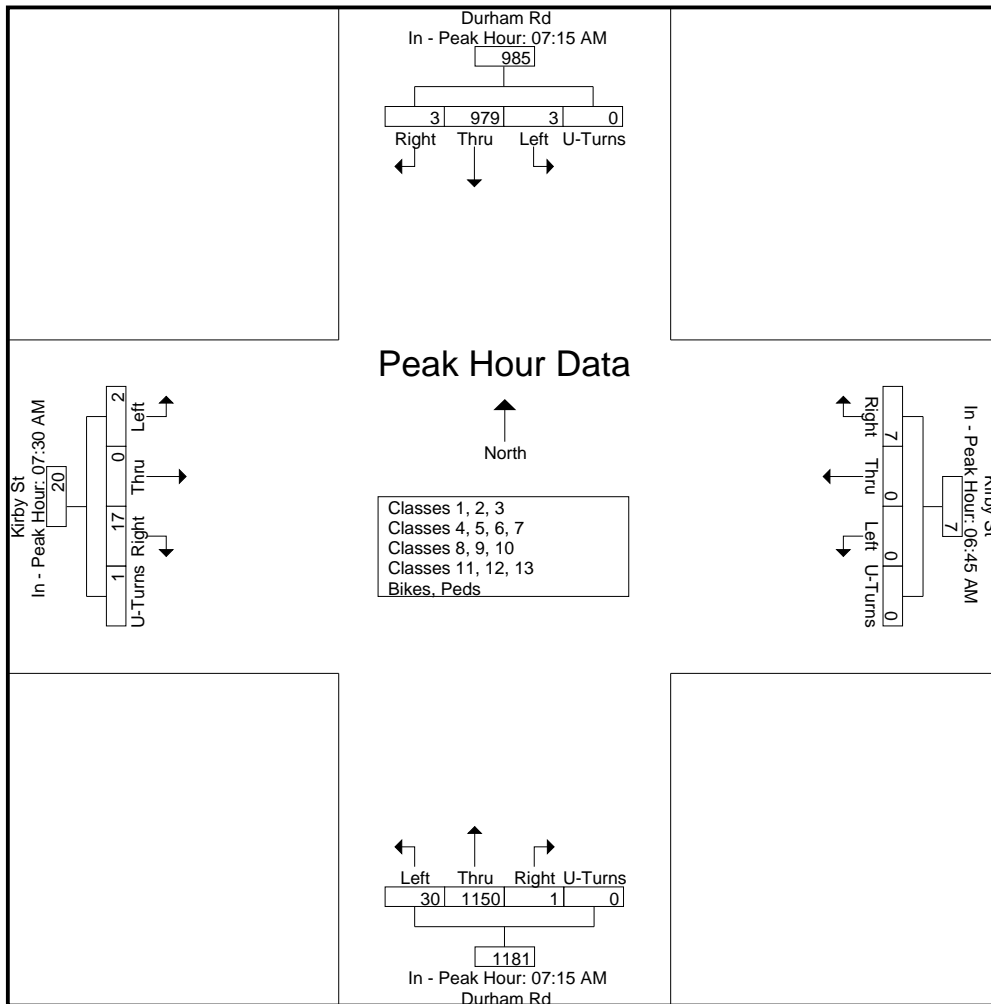
File Name : 14473002 - Durham Rd & Kirby St
Site Code : 14473002
Start Date : 8/30/2017
Page No : 5

Start Time	Durham Rd Southbound					Kirby St Westbound					Durham Rd Northbound					Kirby St Eastbound					Int. Total
	Right	Thru	Left	Peds	App. Total	Right	Thru	Left	Peds	App. Total	Right	Thru	Left	Peds	App. Total	Right	Thru	Left	Peds	App. Total	

Peak Hour Analysis From 06:00 AM to 09:45 AM - Peak 1 of 1

Peak Hour for Each Approach Begins at:

	07:15 AM					06:45 AM					07:15 AM					07:30 AM				
+0 mins.	0	251	0	0	251	1	0	0	0	1	0	266	7	0	273	9	0	1	0	10
+15 mins.	2	237	1	0	240	2	0	0	0	2	0	339	8	0	347	5	0	0	0	5
+30 mins.	1	255	0	0	256	1	0	0	0	1	1	324	11	0	336	1	0	1	0	2
+45 mins.	0	236	2	0	238	3	0	0	0	3	0	221	4	0	225	2	0	0	1	3
Total Volume	3	979	3	0	985	7	0	0	0	7	1	1150	30	0	1181	17	0	2	1	20
% App. Total	0.3	99.4	0.3	0		100	0	0	0		0.1	97.4	2.5	0		85	0	10	5	
PHF	.375	.960	.375	.000	.962	.583	.000	.000	.000	.583	.250	.848	.682	.000	.851	.472	.000	.500	.250	.500



Quality Counts, LLC

920 Blairhill Rd, STE B106
Charlotte, NC 28217

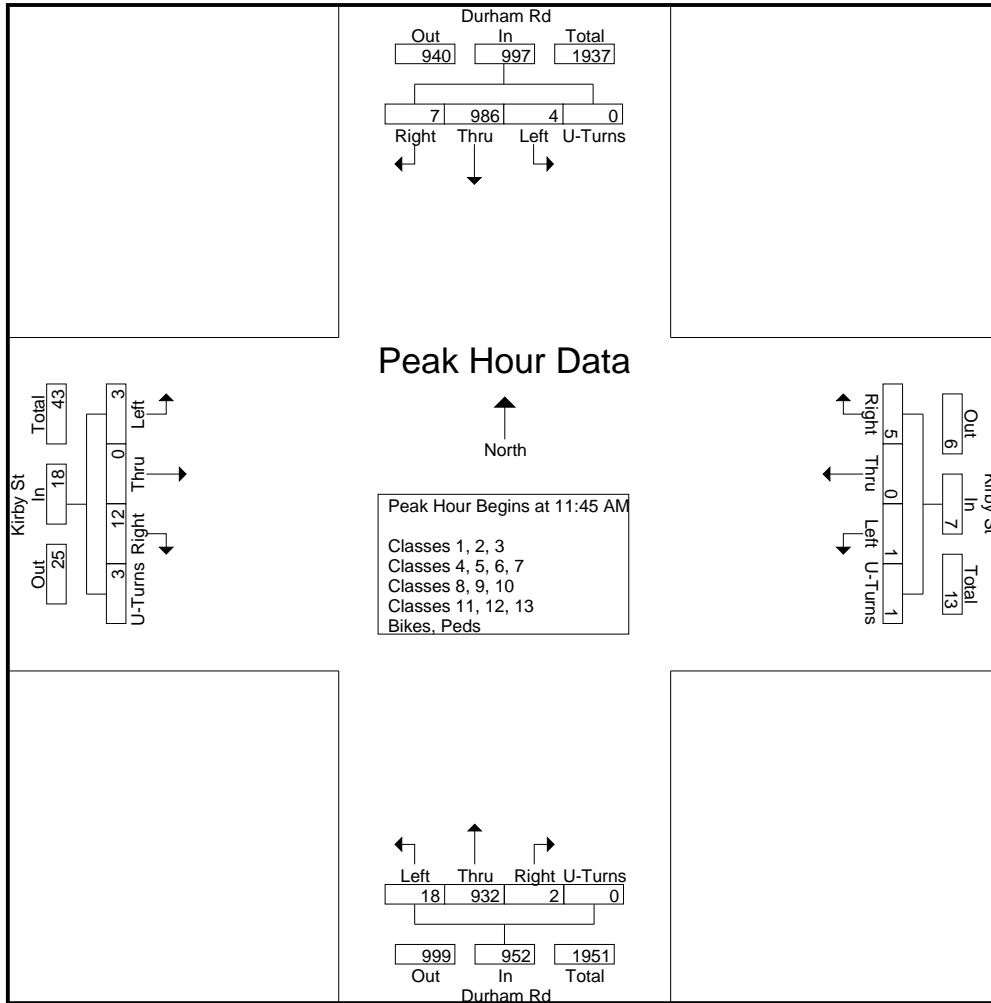
File Name : 14473002 - Durham Rd & Kirby St

Site Code : 14473002

Start Date : 8/30/2017

Page No : 6

Start Time	Durham Rd Southbound					Kirby St Westbound					Durham Rd Northbound					Kirby St Eastbound					Int. Total
	Rig ht	Thr u	Left	Ped s	App. Total	Rig ht	Thr u	Left	Ped s	App. Total	Right	Thr u	Left	Peds	App. Total	Right	Thr u	Left	Peds	App. Total	
Peak Hour Analysis From 10:00 AM to 02:45 PM - Peak 1 of 1																					
Peak Hour for Entire Intersection Begins at 11:45 AM																					
11:45 AM	1	216	3	0	220	0	0	0	0	0	0	243	3	0	246	7	0	0	0	7	473
12:00 PM	1	238	0	0	239	2	0	1	0	3	2	250	10	0	262	0	0	0	0	0	504
12:15 PM	3	271	1	0	275	2	0	0	0	2	0	219	1	0	220	5	0	2	2	9	506
12:30 PM	2	261	0	0	263	1	0	0	1	2	0	220	4	0	224	0	0	1	1	2	491
Total Volume	7	986	4	0	997	5	0	1	1	7	2	932	18	0	952	12	0	3	3	18	1974
% App. Total	0.7	98.9	0.4	0		71.4	0	14.3	14.3		0.2	97.9	1.9	0		66.7	0	16.7	16.7		
PHF	.583	.910	.333	.000	.906	.625	.000	.250	.250	.583	.250	.932	.450	.000	.908	.429	.000	.375	.375	.500	.975



Quality Counts, LLC

920 Blairhill Rd, STE B106
Charlotte, NC 28217

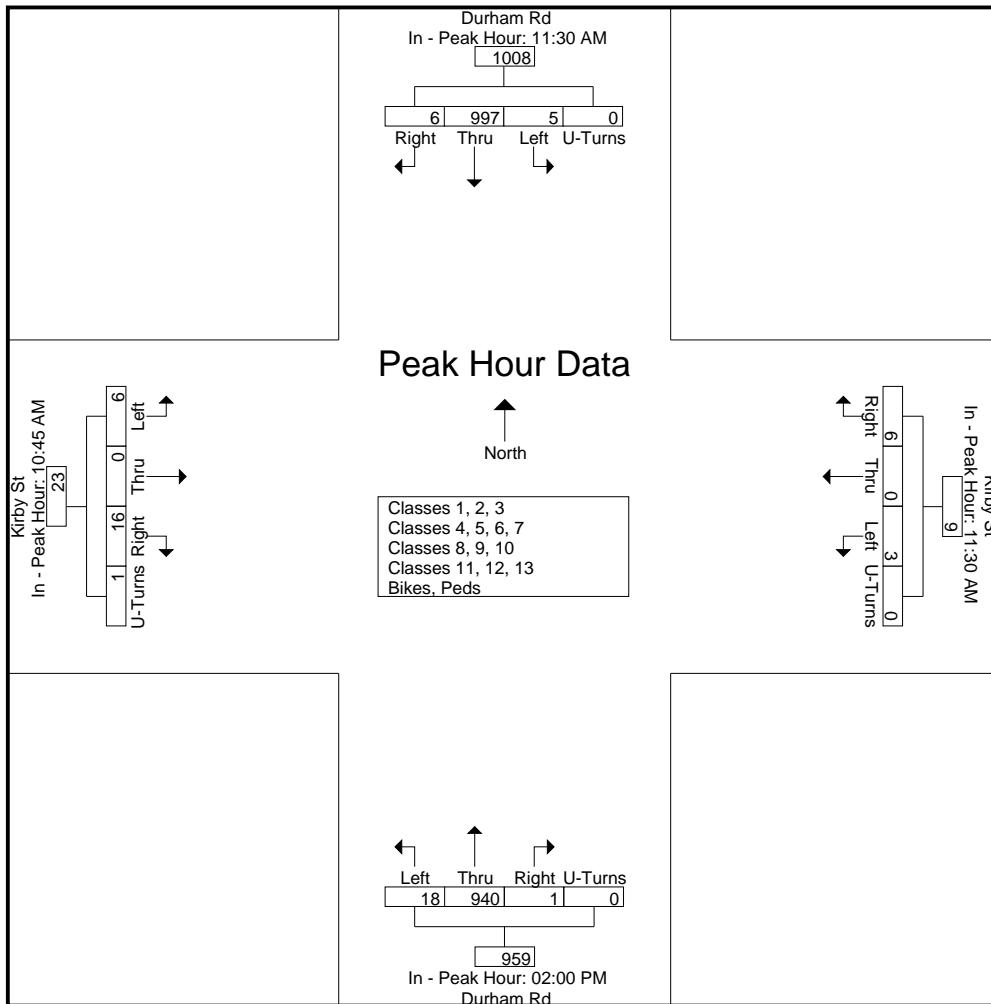
File Name : 14473002 - Durham Rd & Kirby St
Site Code : 14473002
Start Date : 8/30/2017
Page No : 7

Start Time	Durham Rd Southbound					Kirby St Westbound					Durham Rd Northbound					Kirby St Eastbound					Int. Total
	Rig ht	Thr u	Left	Ped s	App. Total	Rig ht	Thr u	Left	Ped s	App. Total	Right	Thr u	Left	Peds	App. Total	Right	Thr u	Left	Peds	App. Total	

Peak Hour Analysis From 10:00 AM to 02:45 PM - Peak 1 of 1

Peak Hour for Each Approach Begins at:

	11:30 AM					11:30 AM					02:00 PM					10:45 AM				
+0 mins.	1	272	1	0	274	2	0	2	0	4	1	226	5	0	232	7	0	2	0	9
+15 mins.	1	216	3	0	220	0	0	0	0	0	0	197	4	0	201	3	0	0	0	3
+30 mins.	1	238	0	0	239	2	0	1	0	3	0	251	1	0	252	3	0	2	0	5
+45 mins.	3	271	1	0	275	2	0	0	0	2	0	266	8	0	274	3	0	2	1	6
Total Volume	6	997	5	0	1008	6	0	3	0	9	1	940	18	0	959	16	0	6	1	23
% App. Total	0.6	98.9	0.5	0		66.7	0	33.3	0		0.1	98	1.9	0		69.6	0	26.1	4.3	
PHF	.500	.916	.417	.000	.916	.750	.000	.375	.000	.563	.250	.883	.563	.000	.875	.571	.000	.750	.250	.639



Quality Counts, LLC

920 Blairhill Rd, STE B106
Charlotte, NC 28217

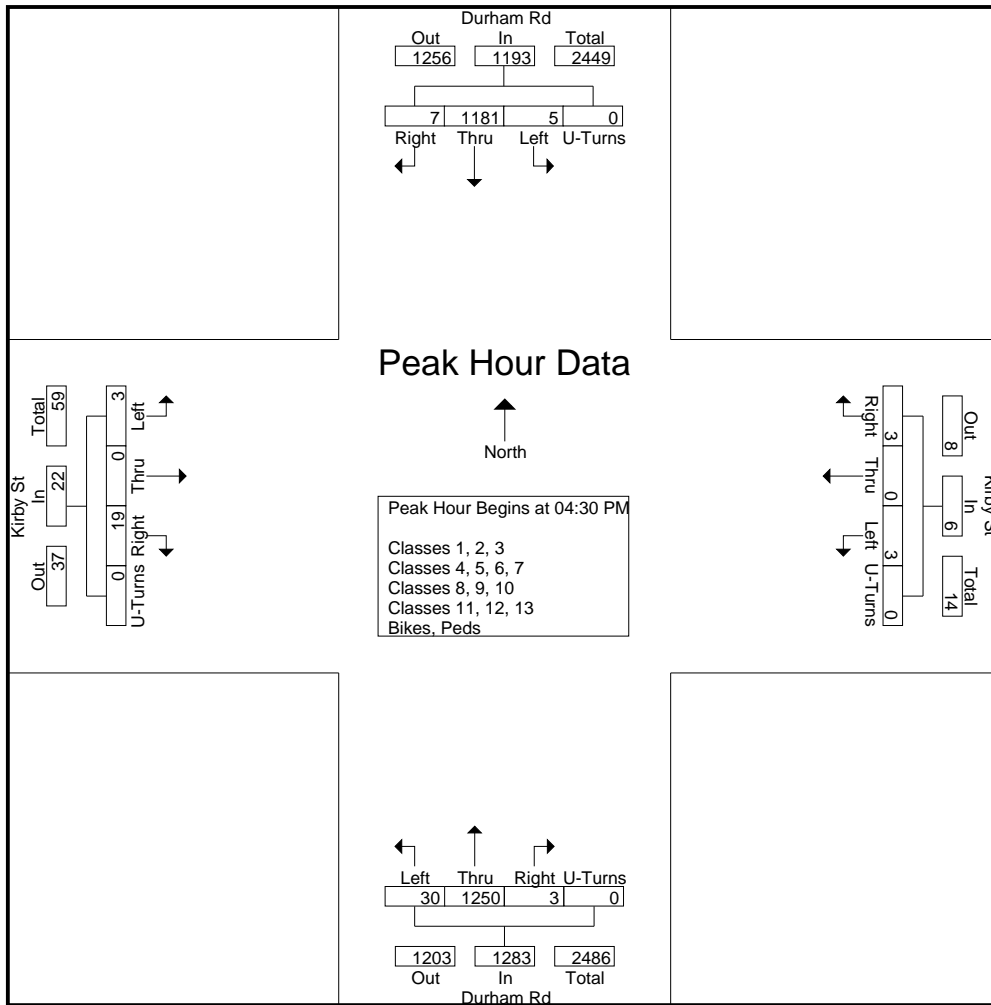
File Name : 14473002 - Durham Rd & Kirby St

Site Code : 14473002

Start Date : 8/30/2017

Page No : 8

Start Time	Durham Rd Southbound					Kirby St Westbound					Durham Rd Northbound					Kirby St Eastbound					Int. Total
	Rig ht	Thr u	Left	Ped s	App. Total	Rig ht	Thr u	Left	Ped s	App. Total	Right	Thr u	Left	Peds	App. Total	Right	Thr u	Left	Peds	App. Total	
Peak Hour Analysis From 03:00 PM to 06:45 PM - Peak 1 of 1																					
Peak Hour for Entire Intersection Begins at 04:30 PM																					
04:30 PM	1	263	0	0	264	0	0	0	0	0	1	317	7	0	325	2	0	0	0	2	591
04:45 PM	2	274	3	0	279	1	0	2	0	3	0	294	8	0	302	2	0	1	0	3	587
05:00 PM	2	333	1	0	336	0	0	1	0	1	1	282	3	0	286	12	0	0	0	12	635
05:15 PM	2	311	1	0	314	2	0	0	0	2	1	357	12	0	370	3	0	2	0	5	691
Total Volume	7	1181	5	0	1193	3	0	3	0	6	3	1250	30	0	1283	19	0	3	0	22	2504
% App. Total	0.6	99	0.4	0		50	0	50	0		0.2	97.4	2.3	0		86.4	0	13.6	0		
PHF	.875	.887	.417	.000	.888	.375	.000	.375	.000	.500	.750	.875	.625	.000	.867	.396	.000	.375	.000	.458	.906



Quality Counts, LLC

920 Blairhill Rd, STE B106
Charlotte, NC 28217

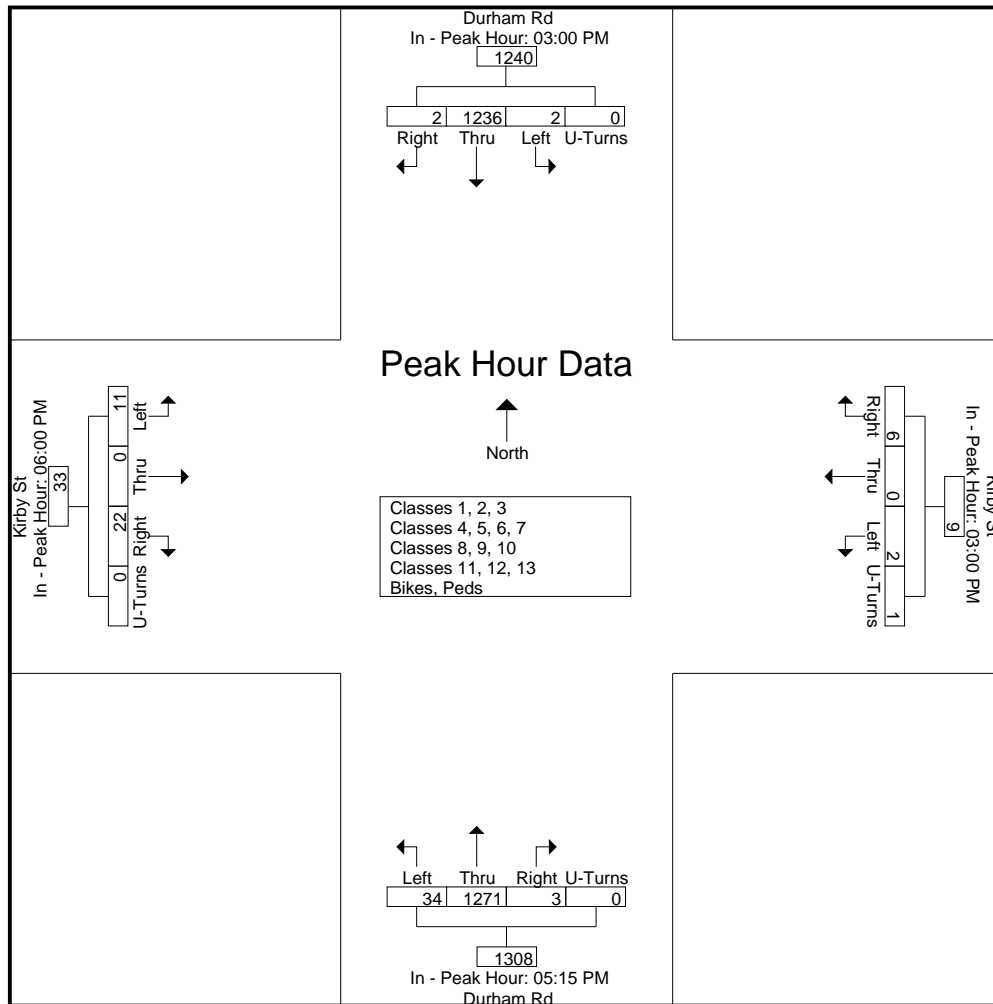
File Name : 14473002 - Durham Rd & Kirby St
Site Code : 14473002
Start Date : 8/30/2017
Page No : 9

Start Time	Durham Rd Southbound					Kirby St Westbound					Durham Rd Northbound					Kirby St Eastbound					Int. Total
	Rig ht	Thr u	Left	Ped s	App. Total	Rig ht	Thr u	Left	Ped s	App. Total	Right	Thr u	Left	Peds	App. Total	Right	Thr u	Left	Peds	App. Total	

Peak Hour Analysis From 03:00 PM to 06:45 PM - Peak 1 of 1

Peak Hour for Each Approach Begins at:

	03:00 PM					03:00 PM					05:15 PM					06:00 PM				
+0 mins.	0	298	0	0	298	2	0	0	0	2	1	357	12	0	370	7	0	0	0	7
+15 mins.	1	326	1	0	328	1	0	1	1	3	1	314	7	0	322	1	0	2	0	3
+30 mins.	0	310	1	0	311	2	0	0	0	2	0	318	10	0	328	2	0	4	0	6
+45 mins.	1	302	0	0	303	1	0	1	0	2	1	282	5	0	288	12	0	5	0	17
Total Volume	2	1236	2	0	1240	6	0	2	1	9	3	1271	34	0	1308	22	0	11	0	33
% App. Total	0.2	99.7	0.2	0		66.7	0	22.2	11.1		0.2	97.2	2.6	0		66.7	0	33.3	0	
PHF	.500	.948	.500	.000	.945	.750	.000	.500	.250	.750	.750	.890	.708	.000	.884	.458	.000	.550	.000	.485



Quality Counts, LLC

920 Blairhill Rd, STE B106
Charlotte, NC 28217

File Name : 14473002 - Durham Rd & Kirby St

Site Code : 14473002

Start Date : 8/30/2017

Page No : 1

Groups Printed- Classes 1, 2, 3

Start Time	Durham Rd Southbound					Kirby St Westbound					Durham Rd Northbound					Kirby St Eastbound					Int. Total
	Right	Thru	Left	U-Turns	App. Total	Right	Thru	Left	U-Turns	App. Total	Right	Thru	Left	U-Turns	App. Total	Right	Thru	Left	U-Turns	App. Total	
06:00 AM	0	144	0	0	144	0	0	0	0	0	0	43	0	0	43	1	0	0	0	1	188
06:15 AM	0	212	0	0	212	1	0	0	0	1	0	63	2	0	65	1	0	0	0	1	279
06:30 AM	0	176	0	0	176	0	0	0	0	0	0	90	1	0	91	0	0	0	0	0	267
06:45 AM	2	194	0	0	196	1	0	0	0	1	0	139	2	0	141	2	0	1	0	3	341
Total	2	726	0	0	728	2	0	0	0	2	0	335	5	0	340	4	0	1	0	5	1075
07:00 AM	0	189	0	0	189	2	0	0	0	2	0	150	5	0	155	1	0	0	0	1	347
07:15 AM	0	236	0	0	236	1	0	0	0	1	0	250	7	0	257	1	0	0	0	1	495
07:30 AM	2	225	1	0	228	3	0	0	0	3	0	324	8	0	332	8	0	1	0	9	572
07:45 AM	1	243	0	0	244	0	0	0	0	0	1	309	11	0	321	5	0	0	0	5	570
Total	3	893	1	0	897	6	0	0	0	6	1	1033	31	0	1065	15	0	1	0	16	1984
08:00 AM	0	217	2	0	219	0	0	1	0	1	0	210	4	0	214	1	0	1	0	2	436
08:15 AM	0	191	0	0	191	0	0	3	0	3	0	180	0	0	180	2	0	0	1	3	377
08:30 AM	2	146	0	1	149	0	0	0	1	1	0	172	5	0	177	4	0	0	0	4	331
08:45 AM	0	176	1	0	177	0	0	0	0	0	0	178	2	0	180	2	1	0	0	3	360
Total	2	730	3	1	736	0	0	4	1	5	0	740	11	0	751	9	1	1	1	12	1504
09:00 AM	0	160	0	1	161	1	0	0	0	1	0	161	3	0	164	1	0	1	0	2	328
09:15 AM	2	150	1	1	154	0	0	0	0	0	0	174	6	0	180	0	0	1	0	1	335
09:30 AM	1	165	0	0	166	0	0	0	0	0	0	163	5	0	168	1	0	1	1	3	337
09:45 AM	0	191	0	0	191	0	0	0	0	0	0	175	2	0	177	0	0	1	0	1	369
Total	3	666	1	2	672	1	0	0	0	1	0	673	16	0	689	2	0	4	1	7	1369
10:00 AM	2	204	0	0	206	1	0	0	0	1	0	157	3	0	160	3	0	1	1	5	372
10:15 AM	0	173	0	0	173	1	0	0	0	1	0	159	5	0	164	4	0	0	0	4	342
10:30 AM	3	185	0	0	188	2	0	0	0	2	0	174	7	0	181	1	0	1	0	2	373
10:45 AM	0	175	0	0	175	0	0	0	0	0	0	179	1	0	180	7	0	2	0	9	364
Total	5	737	0	0	742	4	0	0	0	4	0	669	16	0	685	15	0	4	1	20	1451
11:00 AM	1	213	0	0	214	0	0	1	0	1	1	182	2	0	185	3	0	0	0	3	403
11:15 AM	1	211	1	0	213	1	0	0	0	1	0	191	3	0	194	3	0	2	0	5	413
11:30 AM	1	262	1	0	264	1	0	2	0	3	0	190	2	0	192	3	0	2	1	6	465
11:45 AM	1	210	3	0	214	0	0	0	0	0	0	232	3	0	235	6	0	0	0	6	455
Total	4	896	5	0	905	2	0	3	0	5	1	795	10	0	806	15	0	4	1	20	1736
12:00 PM	1	228	0	0	229	2	0	1	0	3	2	239	10	0	251	0	0	0	0	0	483
12:15 PM	2	255	1	0	258	2	0	0	0	2	0	211	1	0	212	5	0	2	2	9	481
12:30 PM	2	245	0	0	247	1	0	0	1	2	0	211	4	0	215	0	0	1	1	2	466
12:45 PM	2	214	0	0	216	0	0	0	0	0	0	209	5	0	214	4	0	1	0	5	435
Total	7	942	1	0	950	5	0	1	1	7	2	870	20	0	892	9	0	4	3	16	1865
01:00 PM	0	215	2	0	217	0	0	0	0	0	0	205	3	0	208	4	0	0	0	4	429
01:15 PM	2	219	2	0	223	2	0	1	0	3	1	207	3	0	211	4	0	0	0	4	441
01:30 PM	1	194	1	0	196	0	0	2	0	2	1	226	4	0	231	2	0	1	0	3	432
01:45 PM	1	232	0	0	233	2	0	0	0	2	0	213	1	0	214	5	0	2	0	7	456
Total	4	860	5	0	869	4	0	3	0	7	2	851	11	0	864	15	0	3	0	18	1758
02:00 PM	1	221	1	0	223	0	0	0	1	1	1	216	5	0	222	2	0	0	0	2	448
02:15 PM	0	233	0	0	233	0	0	1	0	1	0	191	4	0	195	6	0	0	1	7	436
02:30 PM	0	215	0	0	215	1	0	0	0	1	0	234	1	0	235	1	0	0	0	1	452
02:45 PM	1	238	2	0	241	0	0	0	0	0	0	257	8	0	265	2	0	1	1	4	510
Total	2	907	3	0	912	1	0	1	1	3	1	898	18	0	917	11	0	1	2	14	1846
03:00 PM	0	290	0	0	290	2	0	0	0	2	1	261	6	0	268	2	0	0	0	2	562
03:15 PM	1	311	1	0	313	1	0	1	1	3	1	226	9	1	237	4	0	2	3	9	562
03:30 PM	0	298	1	0	299	2	0	0	0	2	0	242	5	0	247	4	0	1	0	5	553
03:45 PM	1	288	0	0	289	1	0	1	0	2	0	230	6	0	236	2	0	1	0	3	530
Total	2	1187	2	0	1191	6	0	2	1	9	2	959	26	1	988	12	0	4	3	19	2207

Quality Counts, LLC

920 Blairhill Rd, STE B106
Charlotte, NC 28217

File Name : 14473002 - Durham Rd & Kirby St

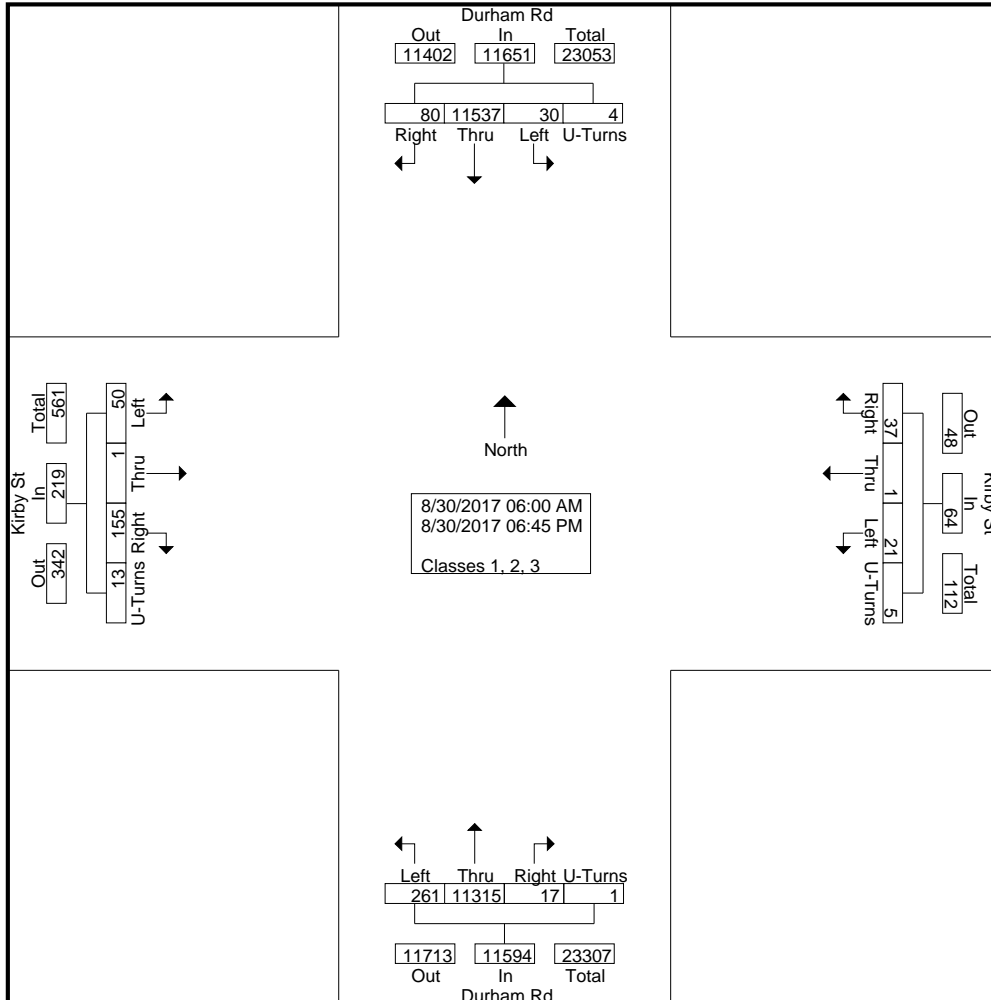
Site Code : 14473002

Start Date : 8/30/2017

Page No : 2

Groups Printed- Classes 1, 2, 3

Start Time	Durham Rd Southbound					Kirby St Westbound					Durham Rd Northbound					Kirby St Eastbound					Int. Total
	Right	Thru	Left	U-Turns	App. Total	Right	Thru	Left	U-Turns	App. Total	Right	Thru	Left	U-Turns	App. Total	Right	Thru	Left	U-Turns	App. Total	
04:00 PM	4	260	1	0	265	0	0	0	0	0	0	303	6	0	309	1	0	3	1	5	579
04:15 PM	1	242	0	0	243	0	0	1	0	1	0	296	13	0	309	3	0	3	0	6	559
04:30 PM	1	252	0	0	253	0	0	0	0	0	1	308	7	0	316	1	0	0	0	1	570
04:45 PM	2	266	3	0	271	1	0	2	0	3	0	287	8	0	295	2	0	1	0	3	572
Total	8	1020	4	0	1032	1	0	3	0	4	1	1194	34	0	1229	7	0	7	1	15	2280
05:00 PM	2	322	1	0	325	0	0	1	0	1	1	276	3	0	280	12	0	0	0	12	618
05:15 PM	2	301	1	0	304	2	0	0	0	2	1	348	12	0	361	3	0	2	0	5	672
05:30 PM	1	237	1	0	239	0	0	0	0	0	1	311	7	0	319	2	0	2	0	4	562
05:45 PM	3	232	0	0	235	0	0	1	0	1	0	314	10	0	324	2	0	1	0	3	563
Total	8	1092	3	0	1103	2	0	2	0	4	3	1249	32	0	1284	19	0	5	0	24	2415
06:00 PM	6	235	0	0	241	1	0	1	0	2	1	279	5	0	285	7	0	0	0	7	535
06:15 PM	10	215	0	0	225	1	1	0	0	2	0	270	8	0	278	1	0	2	0	3	508
06:30 PM	9	223	0	0	232	1	0	1	0	2	2	276	7	0	285	2	0	4	0	6	525
06:45 PM	5	208	2	1	216	0	0	0	1	1	1	224	11	0	236	12	0	5	0	17	470
Total	30	881	2	1	914	3	1	2	1	7	4	1049	31	0	1084	22	0	11	0	33	2038
Grand Total	80	11537	30	4	11651	37	1	21	5	64	17	11315	261	1	11594	155	1	50	13	219	23528
Apprch %	0.7	99	0.3	0		57.8	1.6	32.8	7.8		0.1	97.6	2.3	0		70.8	0.5	22.8	5.9		
Total %	0.3	49	0.1	0	49.5	0.2	0	0.1	0	0.3	0.1	48.1	1.1	0	49.3	0.7	0	0.2	0.1	0.9	

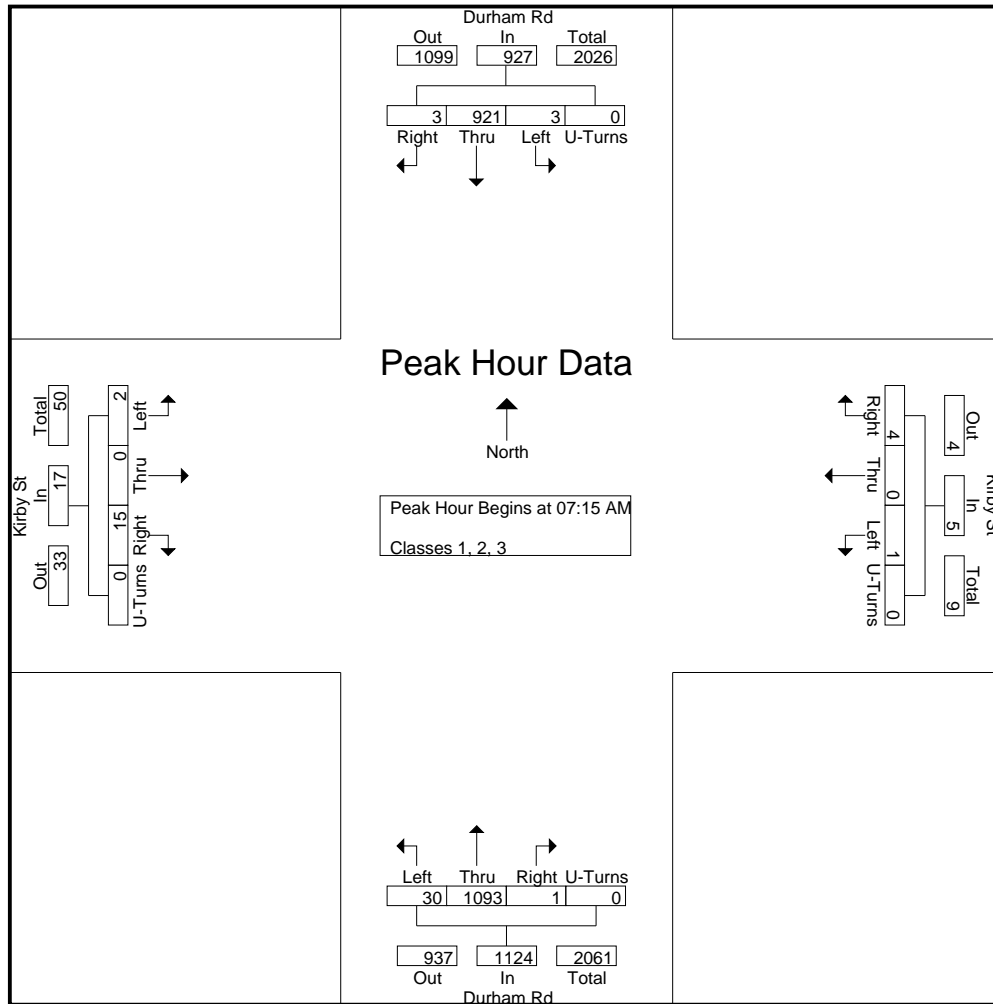


Quality Counts, LLC

920 Blairhill Rd, STE B106
Charlotte, NC 28217

File Name : 14473002 - Durham Rd & Kirby St
Site Code : 14473002
Start Date : 8/30/2017
Page No : 3

Start Time	Durham Rd Southbound					Kirby St Westbound					Durham Rd Northbound					Kirby St Eastbound					Int. Total
	Right	Thru	Left	U-Turns	App. Total	Right	Thru	Left	U-Turns	App. Total	Right	Thru	Left	U-Turns	App. Total	Right	Thru	Left	U-Turns	App. Total	
Peak Hour Analysis From 06:00 AM to 09:45 AM - Peak 1 of 1																					
Peak Hour for Entire Intersection Begins at 07:15 AM																					
07:15 AM	0	236	0	0	236	1	0	0	0	1	0	250	7	0	257	1	0	0	0	1	495
07:30 AM	2	225	1	0	228	3	0	0	0	3	0	324	8	0	332	8	0	1	0	9	572
07:45 AM	1	243	0	0	244	0	0	0	0	0	1	309	11	0	321	5	0	0	0	5	570
08:00 AM	0	217	2	0	219	0	0	1	0	1	0	210	4	0	214	1	0	1	0	2	436
Total Volume	3	921	3	0	927	4	0	1	0	5	1	1093	30	0	1124	15	0	2	0	17	2073
% App. Total	0.3	99.4	0.3	0		80	0	20	0		0.1	97.2	2.7	0		88.2	0	11.8	0		
PHF	.375	.948	.375	.000	.950	.333	.000	.250	.000	.417	.250	.843	.682	.000	.846	.469	.000	.500	.000	.472	.906



Quality Counts, LLC

920 Blairhill Rd, STE B106
Charlotte, NC 28217

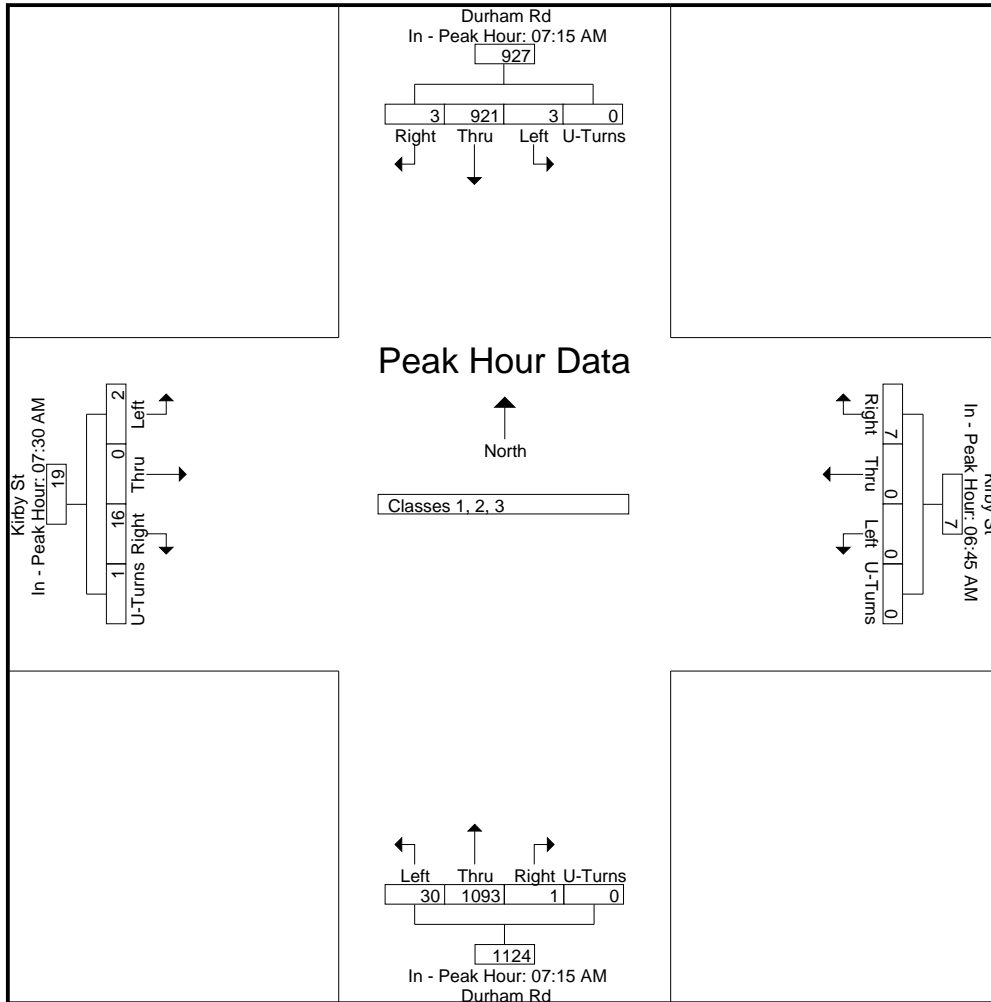
File Name : 14473002 - Durham Rd & Kirby St
Site Code : 14473002
Start Date : 8/30/2017
Page No : 4

Start Time	Durham Rd Southbound					Kirby St Westbound					Durham Rd Northbound					Kirby St Eastbound					Int. Total
	Right	Thru	Left	U-Turns	App. Total	Right	Thru	Left	U-Turns	App. Total	Right	Thru	Left	U-Turns	App. Total	Right	Thru	Left	U-Turns	App. Total	

Peak Hour Analysis From 06:00 AM to 09:45 AM - Peak 1 of 1

Peak Hour for Each Approach Begins at:

	07:15 AM					06:45 AM					07:15 AM					07:30 AM				
+0 mins.	0	236	0	0	236	1	0	0	0	1	0	250	7	0	257	8	0	1	0	9
+15 mins.	2	225	1	0	228	2	0	0	0	2	0	324	8	0	332	5	0	0	0	5
+30 mins.	1	243	0	0	244	1	0	0	0	1	1	309	11	0	321	1	0	1	0	2
+45 mins.	0	217	2	0	219	3	0	0	0	3	0	210	4	0	214	2	0	0	1	3
Total Volume	3	921	3	0	927	7	0	0	0	7	1	1093	30	0	1124	16	0	2	1	19
% App. Total	0.3	99.4	0.3	0		100	0	0	0		0.1	97.2	2.7	0		84.2	0	10.5	5.3	
PHF	.375	.948	.375	.000	.950	.583	.000	.000	.000	.583	.250	.843	.682	.000	.846	.500	.000	.500	.250	.528



Quality Counts, LLC

920 Blairhill Rd, STE B106
Charlotte, NC 28217

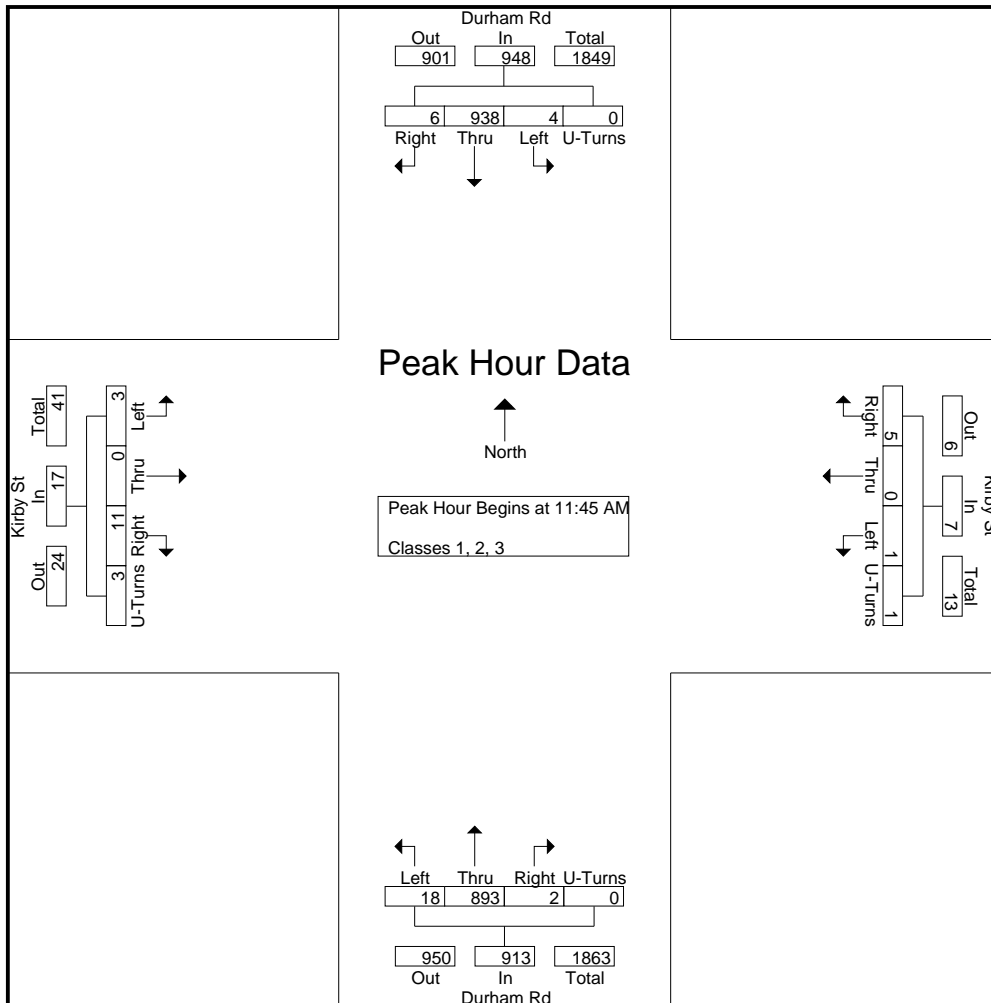
File Name : 14473002 - Durham Rd & Kirby St

Site Code : 14473002

Start Date : 8/30/2017

Page No : 5

Start Time	Durham Rd Southbound					Kirby St Westbound					Durham Rd Northbound					Kirby St Eastbound					Int. Total
	Right	Thru	Left	U-Turns	App. Total	Right	Thru	Left	U-Turns	App. Total	Right	Thru	Left	U-Turns	App. Total	Right	Thru	Left	U-Turns	App. Total	
Peak Hour Analysis From 10:00 AM to 02:45 PM - Peak 1 of 1																					
Peak Hour for Entire Intersection Begins at 11:45 AM																					
11:45 AM	1	210	3	0	214	0	0	0	0	0	0	232	3	0	235	6	0	0	0	6	455
12:00 PM	1	228	0	0	229	2	0	1	0	3	2	239	10	0	251	0	0	0	0	0	483
12:15 PM	2	255	1	0	258	2	0	0	0	2	0	211	1	0	212	5	0	2	2	9	481
12:30 PM	2	245	0	0	247	1	0	0	1	2	0	211	4	0	215	0	0	1	1	2	466
Total Volume	6	938	4	0	948	5	0	1	1	7	2	893	18	0	913	11	0	3	3	17	1885
% App. Total	0.6	98.9	0.4	0		71.4	0	14.3	14.3		0.2	97.8	2	0		64.7	0	17.6	17.6		
PHF	.750	.920	.333	.000	.919	.625	.000	.250	.250	.583	.250	.934	.450	.000	.909	.458	.000	.375	.375	.472	.976



Quality Counts, LLC

920 Blairhill Rd, STE B106
Charlotte, NC 28217

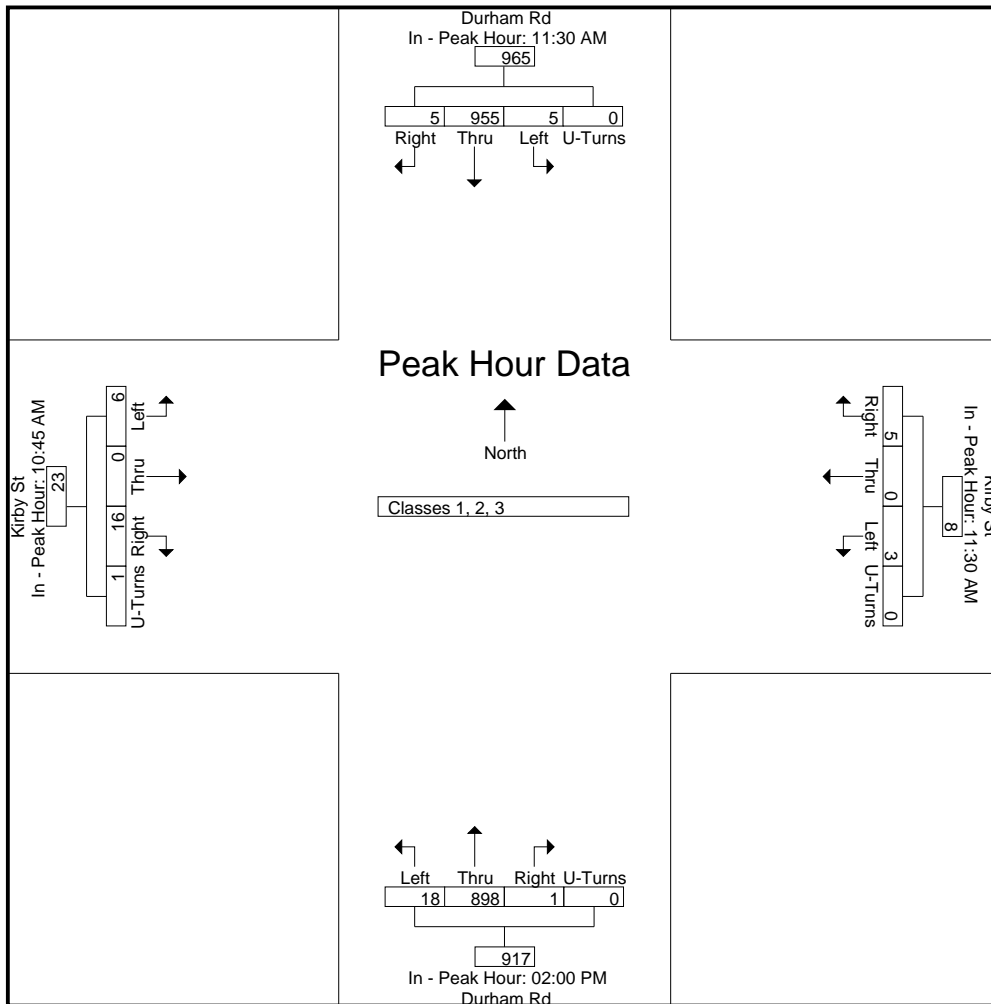
File Name : 14473002 - Durham Rd & Kirby St
Site Code : 14473002
Start Date : 8/30/2017
Page No : 6

Start Time	Durham Rd Southbound					Kirby St Westbound					Durham Rd Northbound					Kirby St Eastbound					Int. Total
	Right	Thru	Left	U-Turns	App. Total	Right	Thru	Left	U-Turns	App. Total	Right	Thru	Left	U-Turns	App. Total	Right	Thru	Left	U-Turns	App. Total	

Peak Hour Analysis From 10:00 AM to 02:45 PM - Peak 1 of 1

Peak Hour for Each Approach Begins at:

	11:30 AM					11:30 AM					02:00 PM					10:45 AM				
+0 mins.	1	262	1	0	264	1	0	2	0	3	1	216	5	0	222	7	0	2	0	9
+15 mins.	1	210	3	0	214	0	0	0	0	0	0	191	4	0	195	3	0	0	0	3
+30 mins.	1	228	0	0	229	2	0	1	0	3	0	234	1	0	235	3	0	2	0	5
+45 mins.	2	255	1	0	258	2	0	0	0	2	0	257	8	0	265	3	0	2	1	6
Total Volume	5	955	5	0	965	5	0	3	0	8	1	898	18	0	917	16	0	6	1	23
% App. Total	0.5	.99	0.5	0		62.5	0	37.5	0		0.1	97.9	2	0		69.6	0	26.1	4.3	
PHF	.625	.911	.417	.000	.914	.625	.000	.375	.000	.667	.250	.874	.563	.000	.865	.571	.000	.750	.250	.639



Quality Counts, LLC

920 Blairhill Rd, STE B106
Charlotte, NC 28217

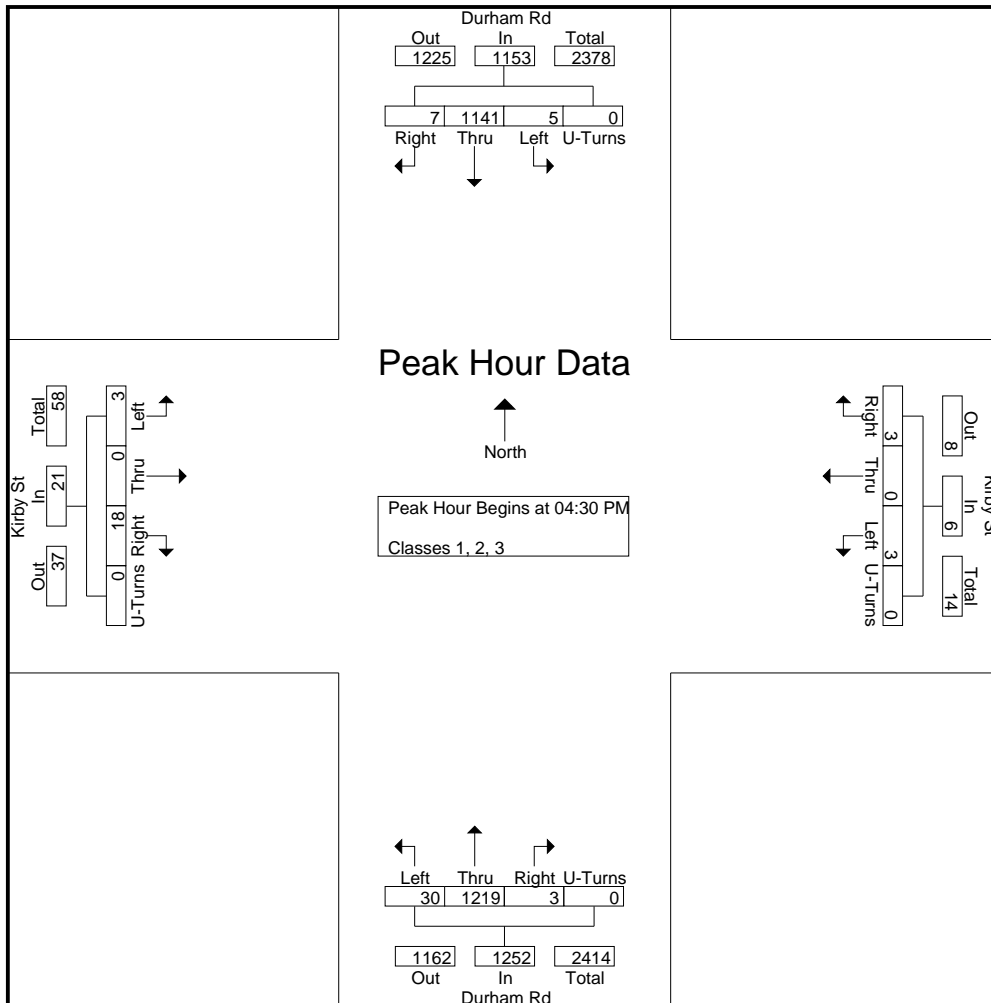
File Name : 14473002 - Durham Rd & Kirby St

Site Code : 14473002

Start Date : 8/30/2017

Page No : 7

Start Time	Durham Rd Southbound					Kirby St Westbound					Durham Rd Northbound					Kirby St Eastbound					Int. Total
	Right	Thru	Left	U-Turns	App. Total	Right	Thru	Left	U-Turns	App. Total	Right	Thru	Left	U-Turns	App. Total	Right	Thru	Left	U-Turns	App. Total	
Peak Hour Analysis From 03:00 PM to 06:45 PM - Peak 1 of 1																					
Peak Hour for Entire Intersection Begins at 04:30 PM																					
04:30 PM	1	252	0	0	253	0	0	0	0	0	1	308	7	0	316	1	0	0	0	1	570
04:45 PM	2	266	3	0	271	1	0	2	0	3	0	287	8	0	295	2	0	1	0	3	572
05:00 PM	2	322	1	0	325	0	0	1	0	1	1	276	3	0	280	12	0	0	0	12	618
05:15 PM	2	301	1	0	304	2	0	0	0	2	1	348	12	0	361	3	0	2	0	5	672
Total Volume	7	1141	5	0	1153	3	0	3	0	6	3	1219	30	0	1252	18	0	3	0	21	2432
% App. Total	0.6	99	0.4	0		50	0	50	0		0.2	97.4	2.4	0		85.7	0	14.3	0		
PHF	.875	.886	.417	.000	.887	.375	.000	.375	.000	.500	.750	.876	.625	.000	.867	.375	.000	.375	.000	.438	.905



Quality Counts, LLC

920 Blairhill Rd, STE B106
Charlotte, NC 28217

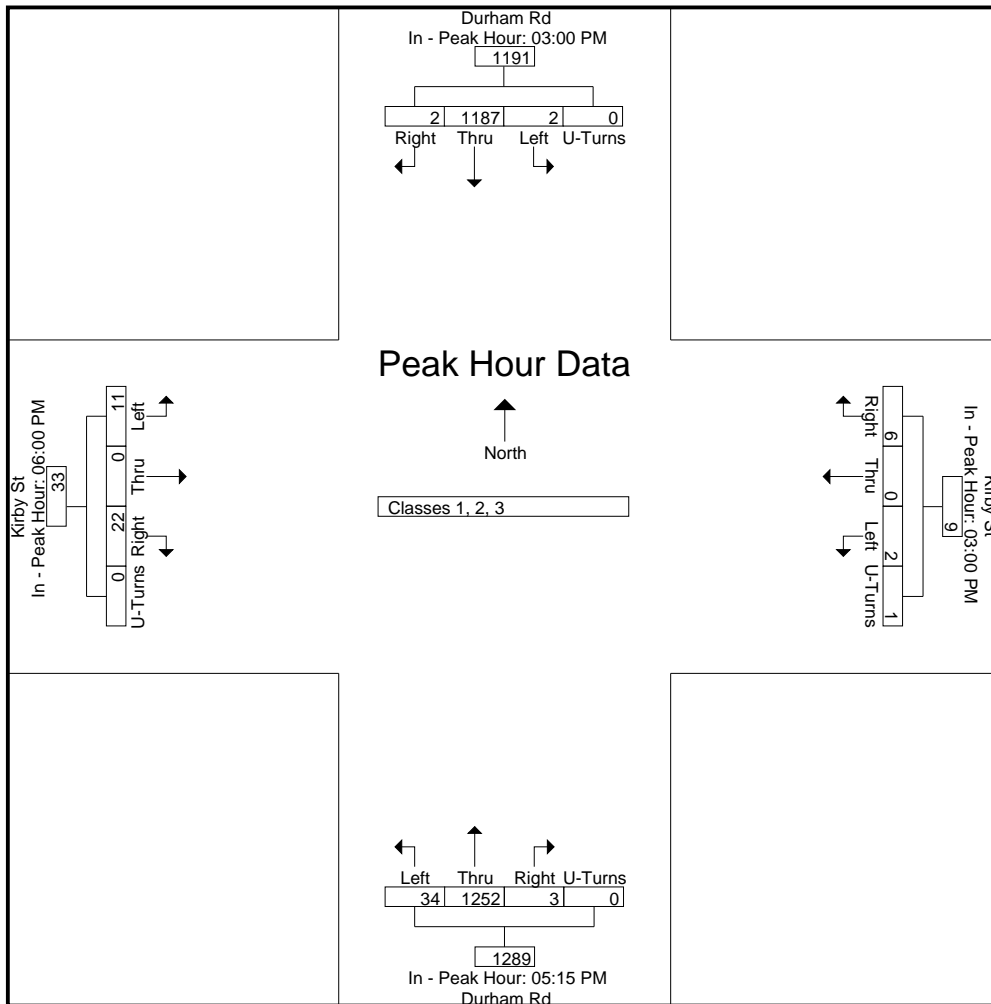
File Name : 14473002 - Durham Rd & Kirby St
Site Code : 14473002
Start Date : 8/30/2017
Page No : 8

Start Time	Durham Rd Southbound					Kirby St Westbound					Durham Rd Northbound					Kirby St Eastbound					Int. Total
	Rig ht	Thr u	Left	U-Turns	App. Total	Right	Thr u	Left	U-Turns	App. Total	Right	Thr u	Left	U-Turns	App. Total	Right	Thr u	Left	U-Turns	App. Total	

Peak Hour Analysis From 03:00 PM to 06:45 PM - Peak 1 of 1

Peak Hour for Each Approach Begins at:

	03:00 PM					03:00 PM					05:15 PM					06:00 PM				
+0 mins.	0	290	0	0	290	2	0	0	0	2	1	348	12	0	361	7	0	0	0	7
+15 mins.	1	311	1	0	313	1	0	1	1	3	1	311	7	0	319	1	0	2	0	3
+30 mins.	0	298	1	0	299	2	0	0	0	2	0	314	10	0	324	2	0	4	0	6
+45 mins.	1	288	0	0	289	1	0	1	0	2	1	279	5	0	285	12	0	5	0	17
Total Volume	2	1187	2	0	1191	6	0	2	1	9	3	1252	34	0	1289	22	0	11	0	33
% App. Total	0.2	99.7	0.2	0		66.7	0	22.2	11.1		0.2	97.1	2.6	0		66.7	0	33.3	0	
PHF	.500	.954	.500	.000	.951	.750	.000	.500	.250	.750	.750	.899	.708	.000	.893	.458	.000	.550	.000	.485



Quality Counts, LLC

920 Blairhill Rd, STE B106
Charlotte, NC 28217

File Name : 14473002 - Durham Rd & Kirby St

Site Code : 14473002

Start Date : 8/30/2017

Page No : 1

Groups Printed- Classes 4, 5, 6, 7

Start Time	Durham Rd Southbound					Kirby St Westbound					Durham Rd Northbound					Kirby St Eastbound					Int. Total
	Right	Thru	Left	U-Turns	App. Total	Right	Thru	Left	U-Turns	App. Total	Right	Thru	Left	U-Turns	App. Total	Right	Thru	Left	U-Turns	App. Total	
06:00 AM	0	5	0	0	5	0	0	0	0	0	0	0	0	0	0	0	0	0	0	0	5
06:15 AM	0	5	0	0	5	0	0	0	0	0	0	3	0	0	3	0	0	0	0	0	8
06:30 AM	0	5	0	0	5	0	0	0	0	0	0	2	0	0	2	1	0	0	0	1	8
06:45 AM	0	8	0	0	8	0	0	0	0	0	0	5	0	0	5	0	0	0	0	0	13
Total	0	23	0	0	23	0	0	0	0	0	0	10	0	0	10	1	0	0	0	1	34
07:00 AM	0	8	0	0	8	0	0	0	0	0	0	4	0	0	4	0	0	0	0	0	12
07:15 AM	0	13	0	0	13	0	0	0	0	0	0	10	0	0	10	0	0	0	0	0	23
07:30 AM	0	6	0	0	6	0	0	0	0	0	0	10	0	0	10	0	0	0	0	0	16
07:45 AM	0	5	0	0	5	0	0	0	0	0	0	11	0	0	11	0	0	0	0	0	16
Total	0	32	0	0	32	0	0	0	0	0	0	35	0	0	35	0	0	0	0	0	67
08:00 AM	0	12	0	0	12	0	0	0	0	0	0	7	0	0	7	0	0	0	0	0	19
08:15 AM	0	8	0	0	8	0	0	0	0	0	0	7	0	0	7	0	0	0	0	0	15
08:30 AM	0	10	0	0	10	0	0	0	0	0	0	10	0	0	10	0	0	0	0	0	20
08:45 AM	0	8	0	0	8	0	0	0	0	0	0	6	0	0	6	0	0	0	0	0	14
Total	0	38	0	0	38	0	0	0	0	0	0	30	0	0	30	0	0	0	0	0	68
09:00 AM	0	6	0	0	6	0	0	0	0	0	0	9	0	0	9	0	0	0	0	0	15
09:15 AM	0	4	0	0	4	0	0	0	0	0	0	10	0	0	10	0	0	0	0	0	14
09:30 AM	0	10	0	0	10	0	0	0	0	0	0	9	0	0	9	0	0	0	0	0	19
09:45 AM	1	5	0	0	6	0	0	0	0	0	0	12	0	0	12	1	0	0	0	1	19
Total	1	25	0	0	26	0	0	0	0	0	0	40	0	0	40	1	0	0	0	1	67
10:00 AM	1	6	0	0	7	0	0	0	0	0	0	6	0	0	6	0	0	0	0	0	13
10:15 AM	0	6	0	0	6	0	0	0	0	0	0	11	0	0	11	1	0	0	0	1	18
10:30 AM	0	8	0	0	8	0	0	0	0	0	0	8	0	0	8	0	0	0	0	0	16
10:45 AM	1	11	0	0	12	0	0	0	0	0	0	4	0	0	4	0	0	0	0	0	16
Total	2	31	0	0	33	0	0	0	0	0	0	29	0	0	29	1	0	0	0	1	63
11:00 AM	0	8	0	0	8	0	0	0	0	0	0	4	0	0	4	0	0	0	0	0	12
11:15 AM	0	10	0	0	10	0	0	0	0	0	1	15	0	0	16	0	0	0	0	0	26
11:30 AM	0	7	0	0	7	1	0	0	0	1	0	3	0	0	3	0	0	0	0	0	11
11:45 AM	0	5	0	0	5	0	0	0	0	0	0	6	0	0	6	1	0	0	0	1	12
Total	0	30	0	0	30	1	0	0	0	1	1	28	0	0	29	1	0	0	0	1	61
12:00 PM	0	7	0	0	7	0	0	0	0	0	0	6	0	0	6	0	0	0	0	0	13
12:15 PM	1	13	0	0	14	0	0	0	0	0	0	4	0	0	4	0	0	0	0	0	18
12:30 PM	0	8	0	0	8	0	0	0	0	0	0	4	0	0	4	0	0	0	0	0	12
12:45 PM	0	9	0	0	9	0	0	0	0	0	0	8	0	0	8	0	0	0	0	0	17
Total	1	37	0	0	38	0	0	0	0	0	0	22	0	0	22	0	0	0	0	0	60
01:00 PM	0	7	0	0	7	0	0	0	0	0	0	8	0	0	8	0	0	0	0	0	15
01:15 PM	0	6	0	0	6	0	0	0	0	0	0	7	0	0	7	0	0	0	0	0	13
01:30 PM	0	6	0	0	6	0	0	0	0	0	0	8	0	0	8	0	0	0	0	0	14
01:45 PM	0	8	0	0	8	0	0	0	0	0	0	6	0	0	6	0	0	0	0	0	14
Total	0	27	0	0	27	0	0	0	0	0	0	29	0	0	29	0	0	0	0	0	56
02:00 PM	0	6	0	0	6	0	0	0	0	0	0	6	0	0	6	0	0	0	0	0	12
02:15 PM	0	8	0	0	8	0	0	0	0	0	0	5	0	0	5	1	0	0	0	1	14
02:30 PM	0	6	0	0	6	0	0	0	0	0	0	11	0	0	11	0	0	0	0	0	17
02:45 PM	0	14	0	0	14	0	0	0	0	0	0	5	0	0	5	0	0	1	0	1	20
Total	0	34	0	0	34	0	0	0	0	0	0	27	0	0	27	1	0	1	0	2	63
03:00 PM	0	6	0	0	6	0	0	0	0	0	0	6	0	0	6	0	0	0	0	0	12
03:15 PM	0	12	0	0	12	0	0	0	0	0	0	6	0	0	6	0	0	0	0	0	18
03:30 PM	0	10	0	0	10	0	0	0	0	0	0	13	0	0	13	0	0	0	0	0	23
03:45 PM	0	9	0	0	9	0	0	0	0	0	0	10	0	0	10	0	0	0	0	0	19
Total	0	37	0	0	37	0	0	0	0	0	0	35	0	0	35	0	0	0	0	0	72

Quality Counts, LLC

920 Blairhill Rd, STE B106
Charlotte, NC 28217

File Name : 14473002 - Durham Rd & Kirby St

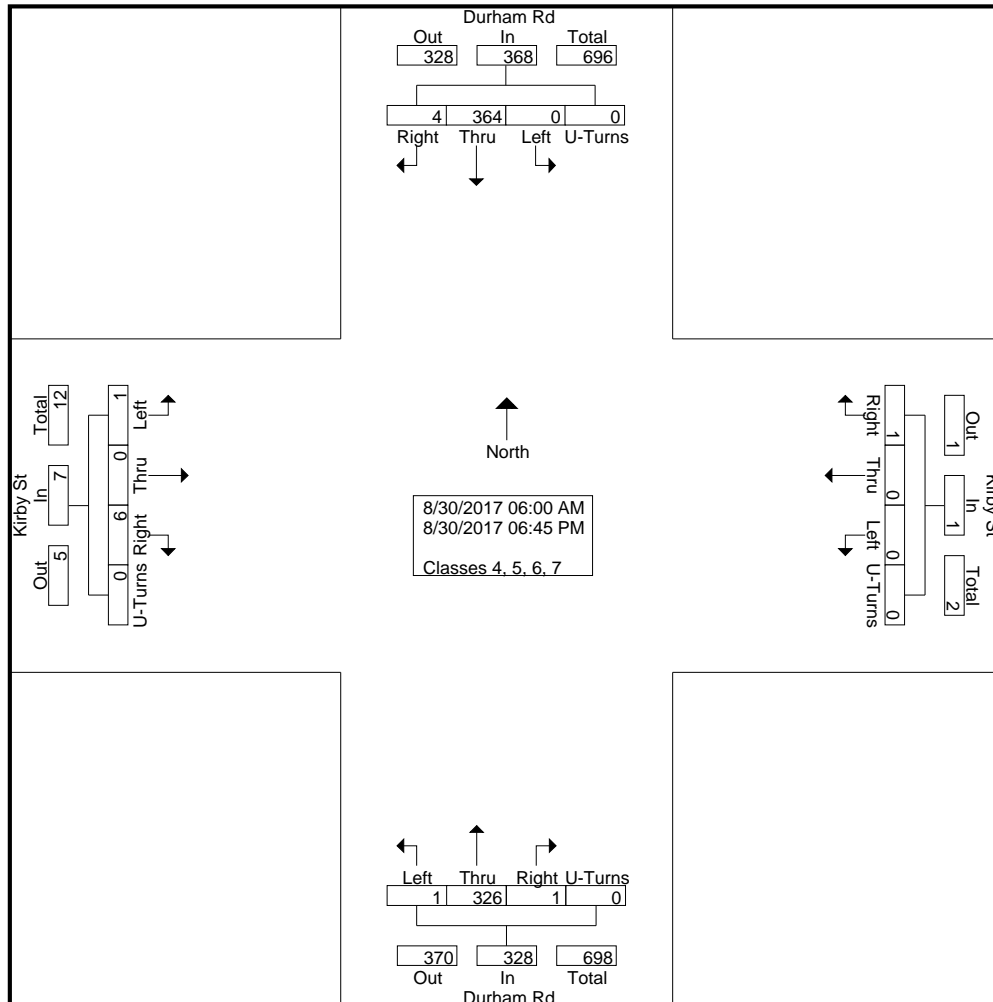
Site Code : 14473002

Start Date : 8/30/2017

Page No : 2

Groups Printed- Classes 4, 5, 6, 7

Start Time	Durham Rd Southbound					Kirby St Westbound					Durham Rd Northbound					Kirby St Eastbound					Int. Total					
	Right	Thru	Left	U-Turns	App. Total	Right	Thru	Left	U-Turns	App. Total	Right	Thru	Left	U-Turns	App. Total	Right	Thru	Left	U-Turns	App. Total						
04:00 PM	0	4	0	0	4	0	0	0	0	0	0	10	0	0	10	0	0	0	0	0	0	0	0	0	0	14
04:15 PM	0	6	0	0	6	0	0	0	0	0	0	8	1	0	9	0	0	0	0	0	0	0	0	0	0	15
04:30 PM	0	6	0	0	6	0	0	0	0	0	0	5	0	0	5	1	0	0	0	0	0	0	0	0	1	12
04:45 PM	0	2	0	0	2	0	0	0	0	0	0	4	0	0	4	0	0	0	0	0	0	0	0	0	0	6
Total	0	18	0	0	18	0	0	0	0	0	0	27	1	0	28	1	0	0	0	0	0	0	0	0	1	47
05:00 PM	0	5	0	0	5	0	0	0	0	0	0	3	0	0	3	0	0	0	0	0	0	0	0	0	0	8
05:15 PM	0	4	0	0	4	0	0	0	0	0	0	2	0	0	2	0	0	0	0	0	0	0	0	0	0	6
05:30 PM	0	5	0	0	5	0	0	0	0	0	0	1	0	0	1	0	0	0	0	0	0	0	0	0	0	6
05:45 PM	0	4	0	0	4	0	0	0	0	0	0	2	0	0	2	0	0	0	0	0	0	0	0	0	0	6
Total	0	18	0	0	18	0	0	0	0	0	0	8	0	0	8	0	0	0	0	0	0	0	0	0	0	26
06:00 PM	0	3	0	0	3	0	0	0	0	0	0	3	0	0	3	0	0	0	0	0	0	0	0	0	0	6
06:15 PM	0	3	0	0	3	0	0	0	0	0	0	2	0	0	2	0	0	0	0	0	0	0	0	0	0	5
06:30 PM	0	6	0	0	6	0	0	0	0	0	0	1	0	0	1	0	0	0	0	0	0	0	0	0	0	7
06:45 PM	0	2	0	0	2	0	0	0	0	0	0	0	0	0	0	0	0	0	0	0	0	0	0	0	0	2
Total	0	14	0	0	14	0	0	0	0	0	0	6	0	0	6	0	0	0	0	0	0	0	0	0	0	20
Grand Total	4	364	0	0	368	1	0	0	0	1	1	326	1	0	328	6	0	1	0	7	0	0	0	0	704	
Apprch %	1.1	98.9	0	0		100	0	0	0		0.3	99.4	0.3	0		85.7	0	14.3	0							
Total %	0.6	51.7	0	0	52.3	0.1	0	0	0	0.1	0.1	46.3	0.1	0	46.6	0.9	0	0.1	0	1						

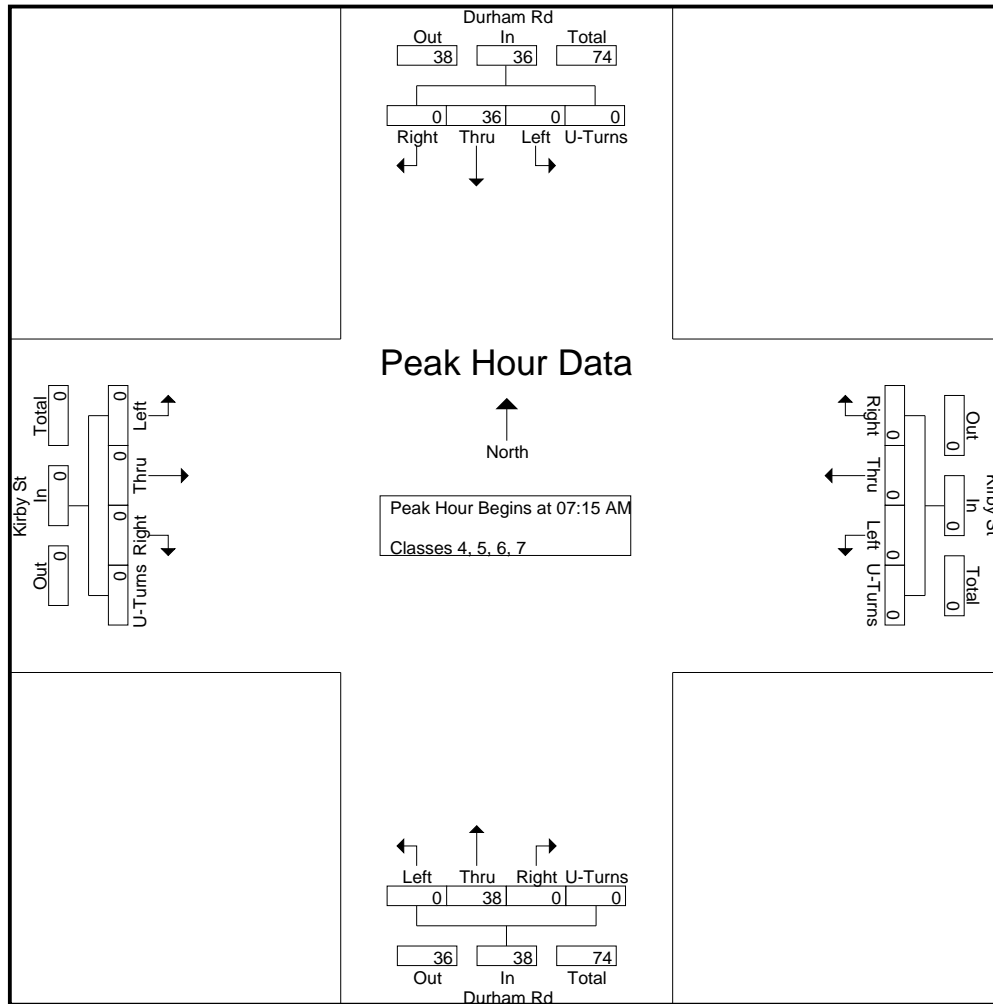


Quality Counts, LLC

920 Blairhill Rd, STE B106
Charlotte, NC 28217

File Name : 14473002 - Durham Rd & Kirby St
Site Code : 14473002
Start Date : 8/30/2017
Page No : 3

Start Time	Durham Rd Southbound					Kirby St Westbound					Durham Rd Northbound					Kirby St Eastbound					Int. Total
	Right	Thru	Left	U-Turns	App. Total	Right	Thru	Left	U-Turns	App. Total	Right	Thru	Left	U-Turns	App. Total	Right	Thru	Left	U-Turns	App. Total	
Peak Hour Analysis From 06:00 AM to 09:45 AM - Peak 1 of 1																					
Peak Hour for Entire Intersection Begins at 07:15 AM																					
07:15 AM	0	13	0	0	13	0	0	0	0	0	0	10	0	0	10	0	0	0	0	0	23
07:30 AM	0	6	0	0	6	0	0	0	0	0	0	10	0	0	10	0	0	0	0	0	16
07:45 AM	0	5	0	0	5	0	0	0	0	0	0	11	0	0	11	0	0	0	0	0	16
08:00 AM	0	12	0	0	12	0	0	0	0	0	0	7	0	0	7	0	0	0	0	0	19
Total Volume	0	36	0	0	36	0	0	0	0	0	0	38	0	0	38	0	0	0	0	0	74
% App. Total	0	100	0	0		0	0	0	0		0	100	0	0		0	0	0	0		
PHF	.000	.692	.000	.000	.692	.000	.000	.000	.000	.000	.000	.864	.000	.000	.864	.000	.000	.000	.000	.000	.804



Quality Counts, LLC

920 Blairhill Rd, STE B106
Charlotte, NC 28217

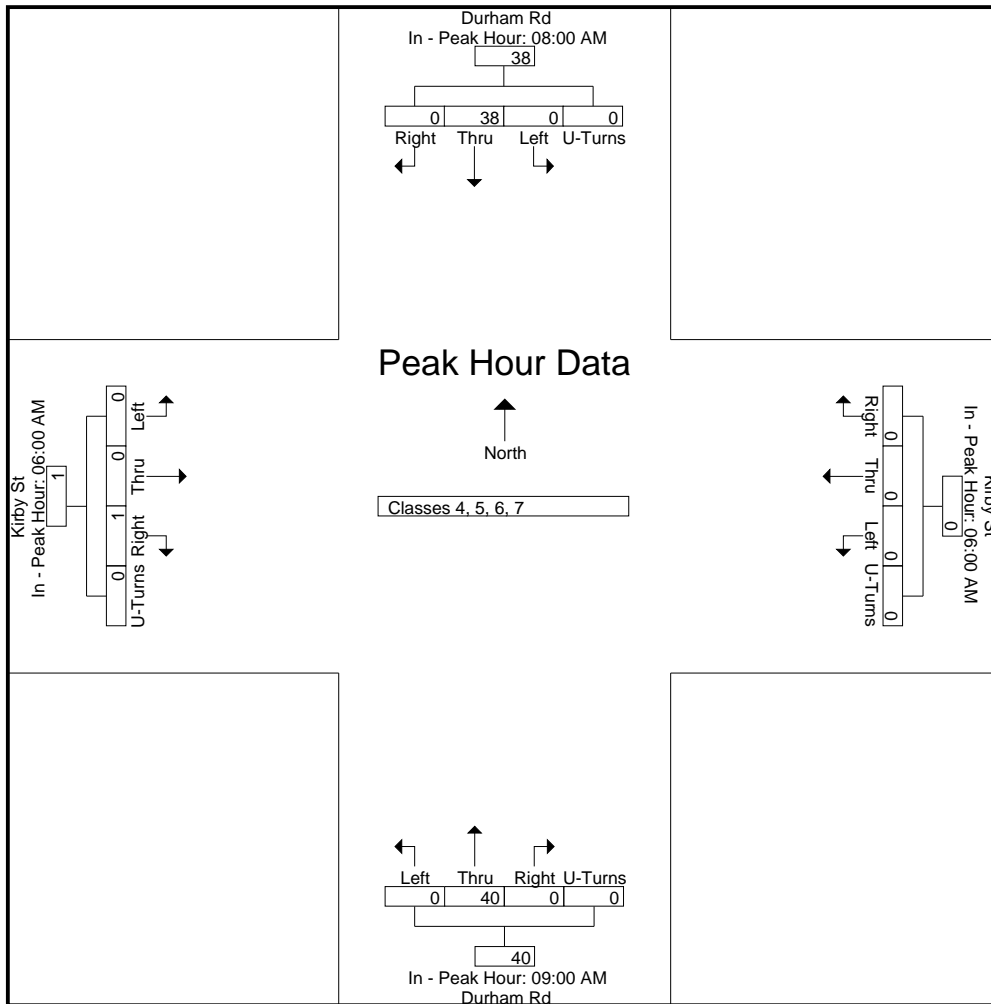
File Name : 14473002 - Durham Rd & Kirby St
Site Code : 14473002
Start Date : 8/30/2017
Page No : 4

Start Time	Durham Rd Southbound					Kirby St Westbound					Durham Rd Northbound					Kirby St Eastbound					Int. Total
	Right	Thru	Left	U-Turns	App. Total	Right	Thru	Left	U-Turns	App. Total	Right	Thru	Left	U-Turns	App. Total	Right	Thru	Left	U-Turns	App. Total	

Peak Hour Analysis From 06:00 AM to 09:45 AM - Peak 1 of 1

Peak Hour for Each Approach Begins at:

	08:00 AM					06:00 AM					09:00 AM					06:00 AM				
+0 mins.	0	12	0	0	12	0	0	0	0	0	0	9	0	0	9	0	0	0	0	0
+15 mins.	0	8	0	0	8	0	0	0	0	0	0	10	0	0	10	0	0	0	0	0
+30 mins.	0	10	0	0	10	0	0	0	0	0	0	9	0	0	9	1	0	0	0	1
+45 mins.	0	8	0	0	8	0	0	0	0	0	0	12	0	0	12	0	0	0	0	0
Total Volume	0	38	0	0	38	0	0	0	0	0	0	40	0	0	40	1	0	0	0	1
% App. Total	0	100	0	0		0	0	0	0		0	100	0	0		100	0	0	0	
PHF	.000	.792	.000	.000	.792	.000	.000	.000	.000	.000	.000	.833	.000	.000	.833	.250	.000	.000	.000	.250



Quality Counts, LLC

920 Blairhill Rd, STE B106
Charlotte, NC 28217

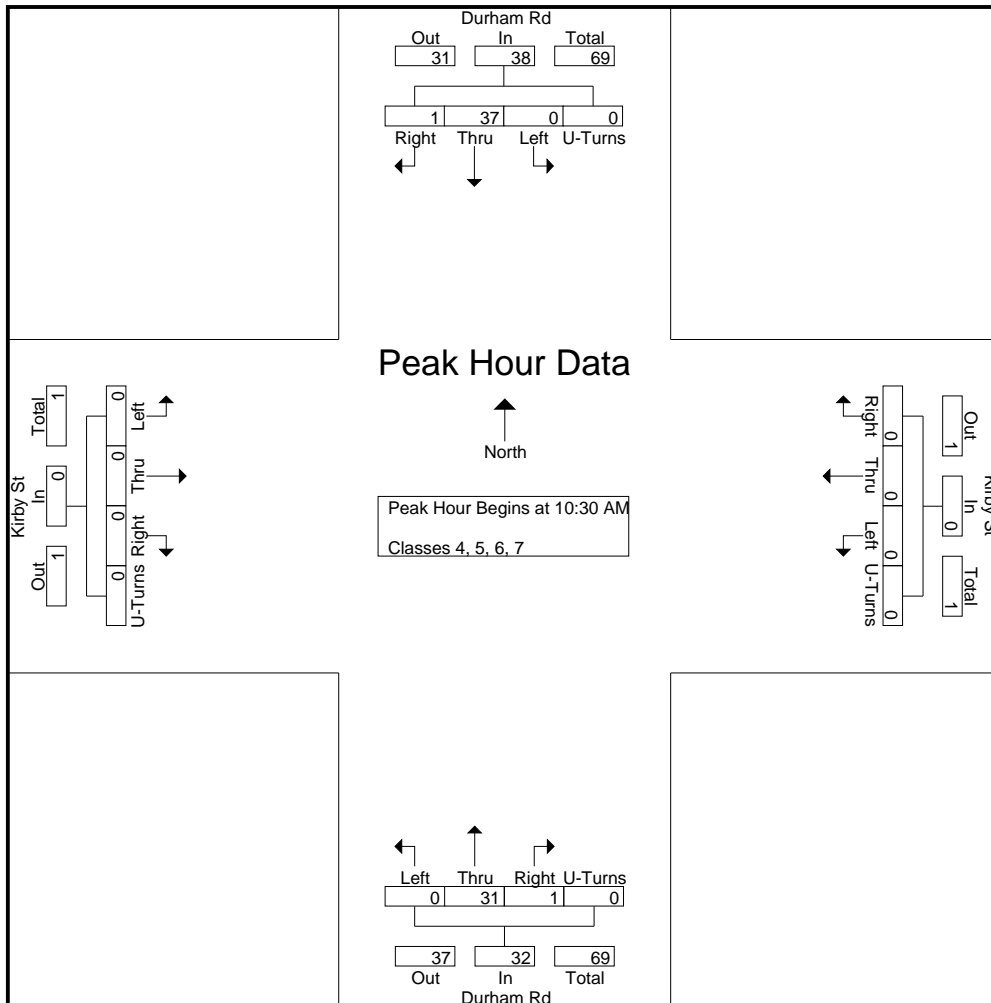
File Name : 14473002 - Durham Rd & Kirby St

Site Code : 14473002

Start Date : 8/30/2017

Page No : 5

Start Time	Durham Rd Southbound					Kirby St Westbound					Durham Rd Northbound					Kirby St Eastbound					Int. Total	
	Right	Thru	Left	U-Turns	App. Total	Right	Thru	Left	U-Turns	App. Total	Right	Thru	Left	U-Turns	App. Total	Right	Thru	Left	U-Turns	App. Total		
Peak Hour Analysis From 10:00 AM to 02:45 PM - Peak 1 of 1																						
Peak Hour for Entire Intersection Begins at 10:30 AM																						
10:30 AM	0	8	0	0	8	0	0	0	0	0	0	8	0	0	8	0	0	0	0	0	0	16
10:45 AM	1	11	0	0	12	0	0	0	0	0	0	4	0	0	4	0	0	0	0	0	0	16
11:00 AM	0	8	0	0	8	0	0	0	0	0	0	4	0	0	4	0	0	0	0	0	0	12
11:15 AM	0	10	0	0	10	0	0	0	0	0	1	15	0	0	16	0	0	0	0	0	0	26
Total Volume	1	37	0	0	38	0	0	0	0	0	1	31	0	0	32	0	0	0	0	0	0	70
% App. Total	2.6	97.4	0	0		0	0	0	0		3.1	96.9	0	0		0	0	0	0		0	
PHF	.250	.841	.000	.000	.792	.000	.000	.000	.000	.000	.250	.517	.000	.000	.500	.000	.000	.000	.000	.000	.000	.673



Quality Counts, LLC

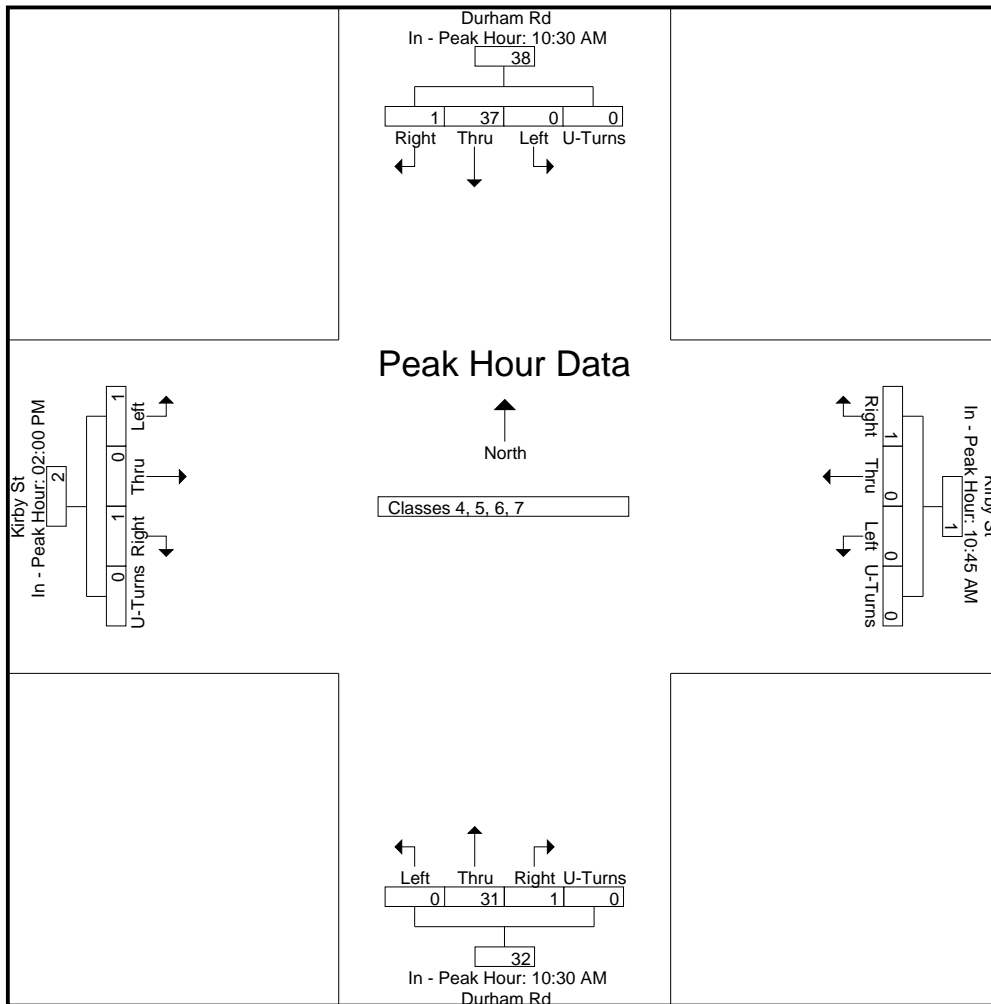
920 Blairhill Rd, STE B106
Charlotte, NC 28217

File Name : 14473002 - Durham Rd & Kirby St
Site Code : 14473002
Start Date : 8/30/2017
Page No : 6

Start Time	Durham Rd Southbound					Kirby St Westbound					Durham Rd Northbound					Kirby St Eastbound					Int. Total
	Right	Thru	Left	U-Turns	App. Total	Right	Thru	Left	U-Turns	App. Total	Right	Thru	Left	U-Turns	App. Total	Right	Thru	Left	U-Turns	App. Total	

Peak Hour Analysis From 10:00 AM to 02:45 PM - Peak 1 of 1
Peak Hour for Each Approach Begins at:

	10:30 AM					10:45 AM					10:30 AM					02:00 PM				
+0 mins.	0	8	0	0	8	0	0	0	0	0	0	8	0	0	8	0	0	0	0	0
+15 mins.	1	11	0	0	12	0	0	0	0	0	0	4	0	0	4	1	0	0	0	1
+30 mins.	0	8	0	0	8	0	0	0	0	0	0	4	0	0	4	0	0	0	0	0
+45 mins.	0	10	0	0	10	1	0	0	0	1	1	15	0	0	16	0	0	1	0	1
Total Volume	1	37	0	0	38	1	0	0	0	1	1	31	0	0	32	1	0	1	0	2
% App. Total	2.6	97.4	0	0		100	0	0	0		3.1	96.9	0	0		50	0	50	0	
PHF	.250	.841	.000	.000	.792	.250	.000	.000	.000	.250	.250	.517	.000	.000	.500	.250	.000	.250	.000	.500



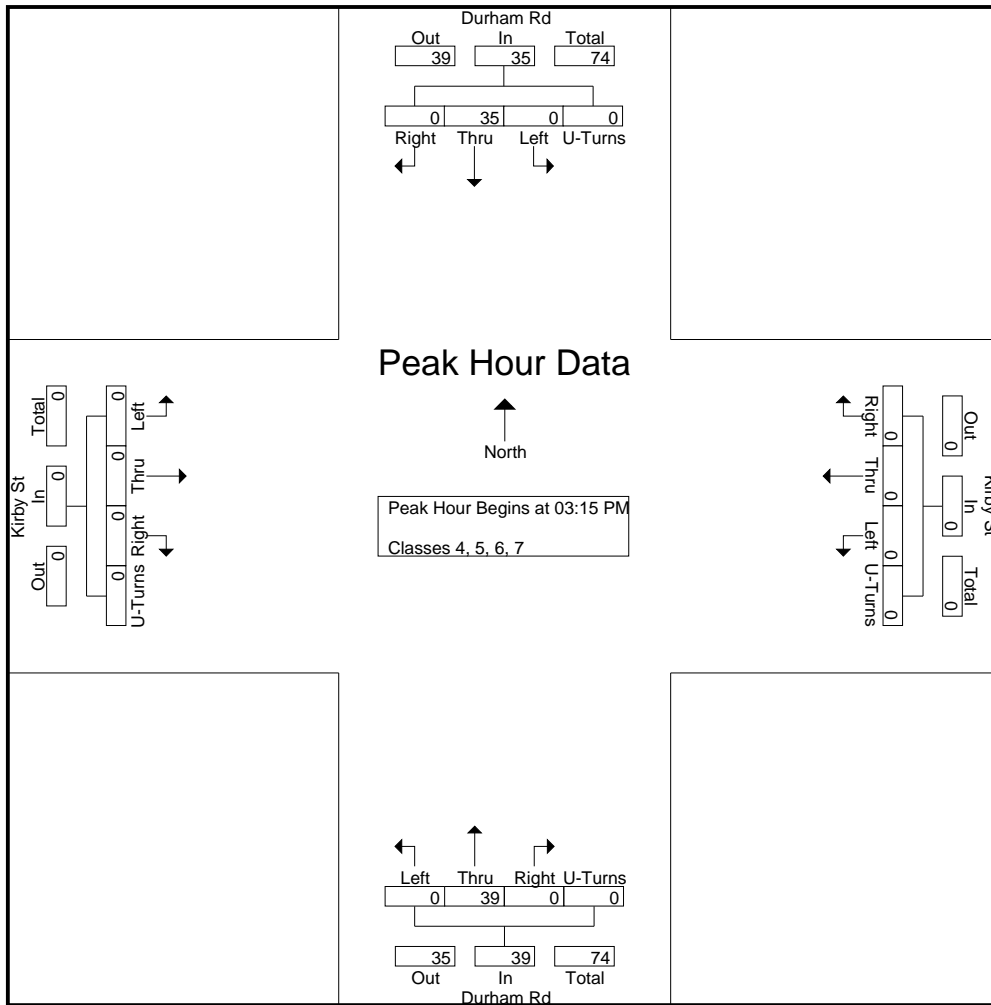
Quality Counts, LLC

920 Blairhill Rd, STE B106
Charlotte, NC 28217

File Name : 14473002 - Durham Rd & Kirby St
Site Code : 14473002
Start Date : 8/30/2017
Page No : 7

Start Time	Durham Rd Southbound					Kirby St Westbound					Durham Rd Northbound					Kirby St Eastbound					Int. Total
	Right	Thru	Left	U-Turns	App. Total	Right	Thru	Left	U-Turns	App. Total	Right	Thru	Left	U-Turns	App. Total	Right	Thru	Left	U-Turns	App. Total	
03:15 PM	0	12	0	0	12	0	0	0	0	0	0	6	0	0	6	0	0	0	0	0	18
03:30 PM	0	10	0	0	10	0	0	0	0	0	0	13	0	0	13	0	0	0	0	0	23
03:45 PM	0	9	0	0	9	0	0	0	0	0	0	10	0	0	10	0	0	0	0	0	19
04:00 PM	0	4	0	0	4	0	0	0	0	0	0	10	0	0	10	0	0	0	0	0	14
Total Volume	0	35	0	0	35	0	0	0	0	0	0	39	0	0	39	0	0	0	0	0	74
% App. Total	0	100	0	0		0	0	0	0		0	100	0	0		0	0	0	0		
PHF	.000	.729	.000	.000	.729	.000	.000	.000	.000	.000	.000	.750	.000	.000	.750	.000	.000	.000	.000	.000	.804

Peak Hour Analysis From 03:00 PM to 06:45 PM - Peak 1 of 1
Peak Hour for Entire Intersection Begins at 03:15 PM



Quality Counts, LLC

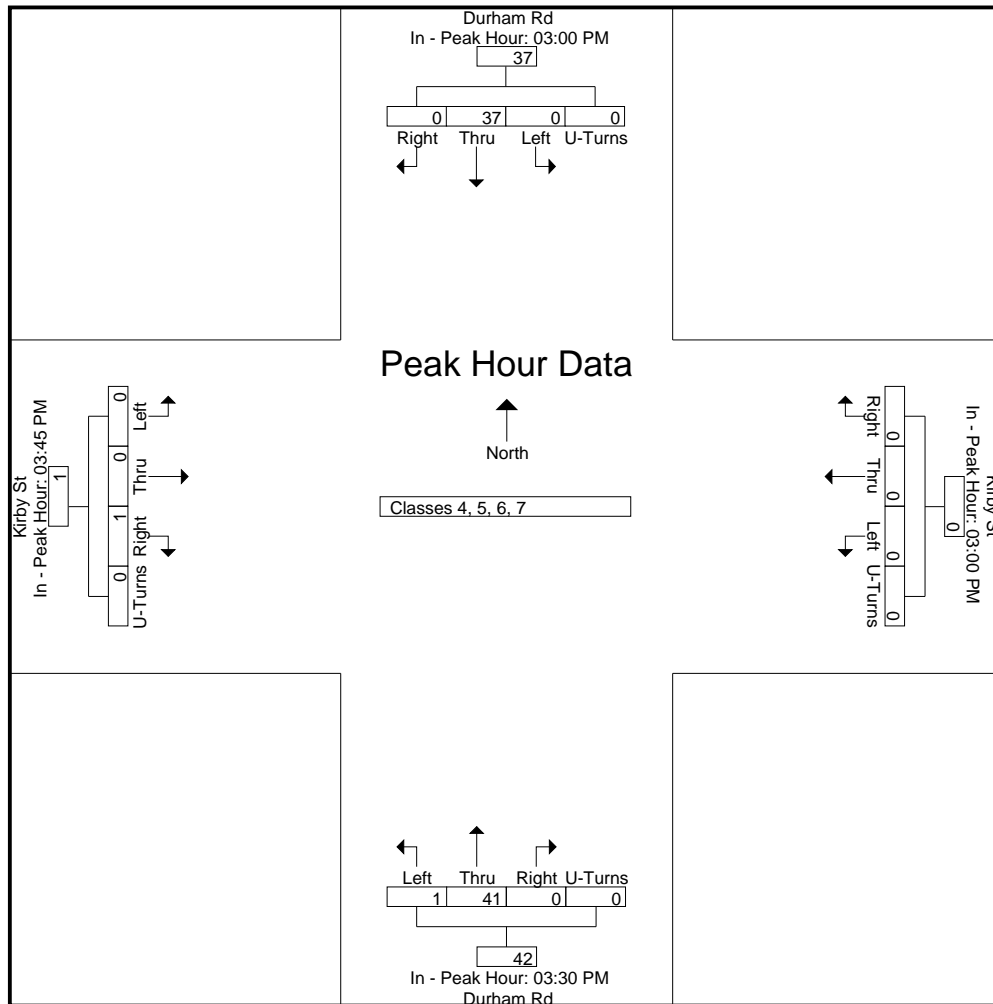
920 Blairhill Rd, STE B106
Charlotte, NC 28217

File Name : 14473002 - Durham Rd & Kirby St
Site Code : 14473002
Start Date : 8/30/2017
Page No : 8

Start Time	Durham Rd Southbound					Kirby St Westbound					Durham Rd Northbound					Kirby St Eastbound					Int. Total
	Rig ht	Thr u	Left	U-Turns	App. Total	Right	Thr u	Left	U-Turns	App. Total	Right	Thr u	Left	U-Turns	App. Total	Right	Thr u	Left	U-Turns	App. Total	

Peak Hour Analysis From 03:00 PM to 06:45 PM - Peak 1 of 1
Peak Hour for Each Approach Begins at:

	03:00 PM					03:00 PM					03:30 PM					03:45 PM				
+0 mins.	0	6	0	0	6	0	0	0	0	0	0	13	0	0	13	0	0	0	0	0
+15 mins.	0	12	0	0	12	0	0	0	0	0	0	10	0	0	10	0	0	0	0	0
+30 mins.	0	10	0	0	10	0	0	0	0	0	0	10	0	0	10	0	0	0	0	0
+45 mins.	0	9	0	0	9	0	0	0	0	0	0	8	1	0	9	1	0	0	0	1
Total Volume	0	37	0	0	37	0	0	0	0	0	0	41	1	0	42	1	0	0	0	1
% App. Total	0	100	0	0		0	0	0	0		0	97.6	2.4	0		100	0	0	0	
PHF	.000	.771	.000	.000	.771	.000	.000	.000	.000	.000	.000	.788	.250	.000	.808	.250	.000	.000	.000	.250



Quality Counts, LLC

920 Blairhill Rd, STE B106
Charlotte, NC 28217

File Name : 14473002 - Durham Rd & Kirby St

Site Code : 14473002

Start Date : 8/30/2017

Page No : 1

Groups Printed- Classes 8, 9, 10

Start Time	Durham Rd Southbound					Kirby St Westbound					Durham Rd Northbound					Kirby St Eastbound					Int. Total
	Right	Thru	Left	U-Turns	App. Total	Right	Thru	Left	U-Turns	App. Total	Right	Thru	Left	U-Turns	App. Total	Right	Thru	Left	U-Turns	App. Total	
06:00 AM	0	4	0	0	4	0	0	0	0	0	0	7	0	0	7	0	0	0	0	0	11
06:15 AM	0	4	0	0	4	0	0	0	0	0	0	2	0	0	2	0	0	0	0	0	6
06:30 AM	0	3	0	0	3	0	0	0	0	0	0	4	0	0	4	0	0	0	0	0	7
06:45 AM	0	4	0	0	4	0	0	0	0	0	0	4	0	0	4	0	0	0	0	0	8
Total	0	15	0	0	15	0	0	0	0	0	0	17	0	0	17	0	0	0	0	0	32
07:00 AM	0	4	0	0	4	0	0	0	0	0	0	3	0	0	3	0	0	0	0	0	7
07:15 AM	0	2	0	0	2	0	0	0	0	0	0	6	0	0	6	0	0	0	0	0	8
07:30 AM	0	6	0	0	6	0	0	0	0	0	0	5	0	0	5	0	0	0	0	0	11
07:45 AM	0	7	0	0	7	0	0	0	0	0	0	4	0	0	4	0	0	0	0	0	11
Total	0	19	0	0	19	0	0	0	0	0	0	18	0	0	18	0	0	0	0	0	37
08:00 AM	0	7	0	0	7	0	0	0	0	0	0	4	0	0	4	0	0	0	0	0	11
08:15 AM	0	3	0	0	3	0	0	0	0	0	0	8	0	0	8	0	0	0	0	0	11
08:30 AM	0	7	0	0	7	0	0	0	0	0	0	6	0	0	6	0	0	0	0	0	13
08:45 AM	0	4	0	0	4	0	0	0	0	0	0	9	0	0	9	0	0	0	0	0	13
Total	0	21	0	0	21	0	0	0	0	0	0	27	0	0	27	0	0	0	0	0	48
09:00 AM	0	6	0	0	6	0	0	0	0	0	0	6	0	0	6	0	0	0	0	0	12
09:15 AM	0	8	0	0	8	0	0	0	0	0	0	9	0	0	9	0	0	0	0	0	17
09:30 AM	0	6	0	0	6	0	0	0	0	0	0	6	0	0	6	0	0	0	0	0	12
09:45 AM	0	2	0	0	2	0	0	0	0	0	0	9	0	0	9	0	0	0	0	0	11
Total	0	22	0	0	22	0	0	0	0	0	0	30	0	0	30	0	0	0	0	0	52
10:00 AM	0	4	0	0	4	0	0	0	0	0	0	12	0	0	12	0	0	0	0	0	16
10:15 AM	0	13	0	0	13	0	0	0	0	0	0	6	0	0	6	0	0	0	0	0	19
10:30 AM	0	4	0	0	4	0	0	0	0	0	0	4	0	0	4	0	0	0	0	0	8
10:45 AM	0	6	0	0	6	0	0	0	0	0	0	4	0	0	4	0	0	0	0	0	10
Total	0	27	0	0	27	0	0	0	0	0	0	26	0	0	26	0	0	0	0	0	53
11:00 AM	0	6	0	0	6	0	0	0	0	0	0	7	0	0	7	0	0	0	0	0	13
11:15 AM	0	7	0	0	7	0	0	0	0	0	0	7	0	0	7	0	0	0	0	0	14
11:30 AM	0	3	0	0	3	0	0	0	0	0	0	10	0	0	10	0	0	0	0	0	13
11:45 AM	0	1	0	0	1	0	0	0	0	0	0	5	0	0	5	0	0	0	0	0	6
Total	0	17	0	0	17	0	0	0	0	0	0	29	0	0	29	0	0	0	0	0	46
12:00 PM	0	3	0	0	3	0	0	0	0	0	0	5	0	0	5	0	0	0	0	0	8
12:15 PM	0	3	0	0	3	0	0	0	0	0	0	4	0	0	4	0	0	0	0	0	7
12:30 PM	0	7	0	0	7	0	0	0	0	0	0	5	0	0	5	0	0	0	0	0	12
12:45 PM	0	6	0	0	6	0	0	0	0	0	0	12	0	0	12	0	0	0	0	0	18
Total	0	19	0	0	19	0	0	0	0	0	0	26	0	0	26	0	0	0	0	0	45
01:00 PM	0	3	0	0	3	0	0	0	0	0	0	4	0	0	4	0	0	0	0	0	7
01:15 PM	0	4	0	0	4	0	0	0	0	0	0	7	0	0	7	0	0	0	0	0	11
01:30 PM	0	4	0	0	4	0	0	0	0	0	0	5	0	0	5	0	0	0	0	0	9
01:45 PM	0	2	0	0	2	0	0	0	0	0	0	9	0	0	9	0	0	0	0	0	11
Total	0	13	0	0	13	0	0	0	0	0	0	25	0	0	25	0	0	0	0	0	38
02:00 PM	0	4	0	0	4	0	0	0	0	0	0	4	0	0	4	0	0	0	0	0	8
02:15 PM	0	8	0	0	8	0	0	0	0	0	0	1	0	0	1	0	0	0	0	0	9
02:30 PM	0	2	0	0	2	0	0	0	0	0	0	6	0	0	6	0	0	0	0	0	8
02:45 PM	0	8	0	0	8	0	0	0	0	0	0	4	0	0	4	0	0	0	0	0	12
Total	0	22	0	0	22	0	0	0	0	0	0	15	0	0	15	0	0	0	0	0	37
03:00 PM	0	2	0	0	2	0	0	0	0	0	0	5	0	0	5	0	0	0	0	0	7
03:15 PM	0	3	0	0	3	0	0	0	0	0	0	7	0	0	7	0	0	0	0	0	10
03:30 PM	0	2	0	0	2	0	0	0	0	0	0	8	0	0	8	0	0	0	0	0	10
03:45 PM	0	5	0	0	5	0	0	0	0	0	0	2	0	0	2	0	0	0	0	0	7
Total	0	12	0	0	12	0	0	0	0	0	0	22	0	0	22	0	0	0	0	0	34

Quality Counts, LLC

920 Blairhill Rd, STE B106
Charlotte, NC 28217

File Name : 14473002 - Durham Rd & Kirby St

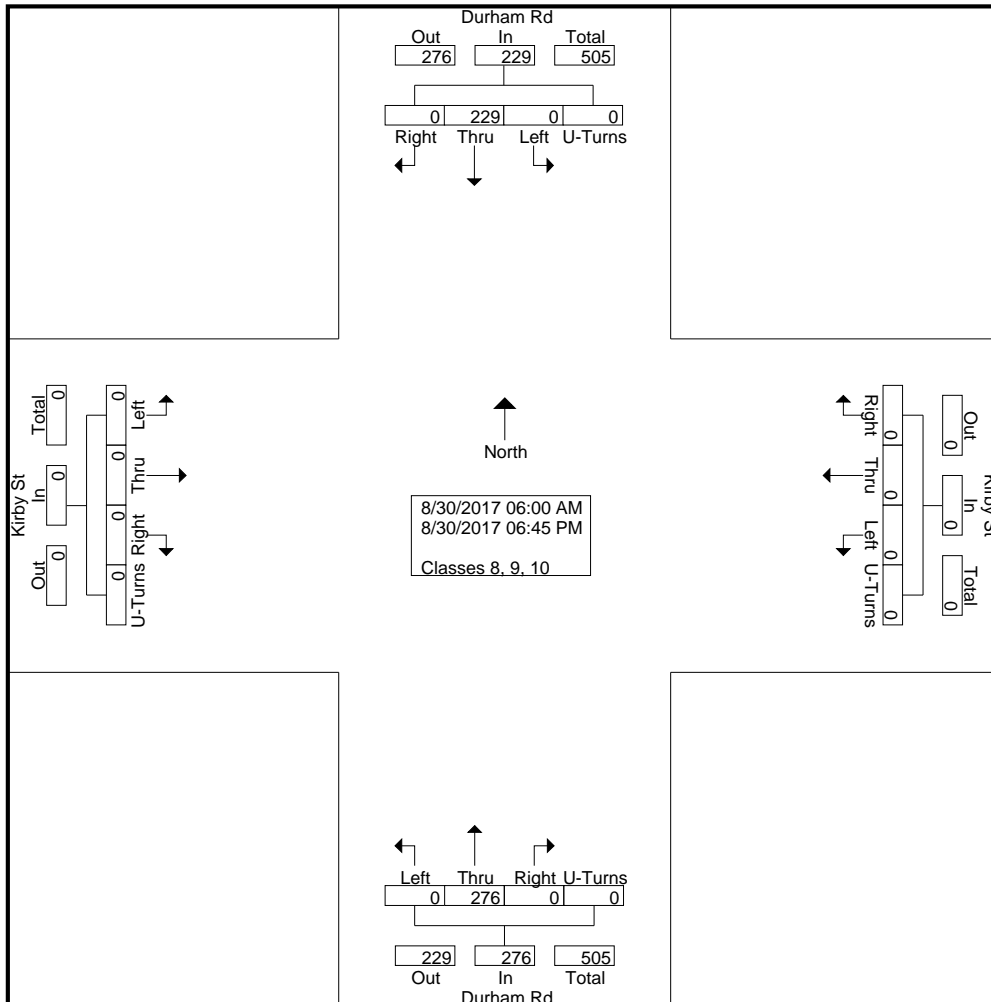
Site Code : 14473002

Start Date : 8/30/2017

Page No : 2

Groups Printed- Classes 8, 9, 10

Start Time	Durham Rd Southbound					Kirby St Westbound					Durham Rd Northbound					Kirby St Eastbound					Int. Total
	Right	Thru	Left	U-Turns	App. Total	Right	Thru	Left	U-Turns	App. Total	Right	Thru	Left	U-Turns	App. Total	Right	Thru	Left	U-Turns	App. Total	
04:00 PM	0	2	0	0	2	0	0	0	0	0	0	8	0	0	8	0	0	0	0	0	0
04:15 PM	0	3	0	0	3	0	0	0	0	0	0	8	0	0	8	0	0	0	0	0	0
04:30 PM	0	5	0	0	5	0	0	0	0	0	0	4	0	0	4	0	0	0	0	0	0
04:45 PM	0	6	0	0	6	0	0	0	0	0	0	3	0	0	3	0	0	0	0	0	0
Total	0	16	0	0	16	0	0	0	0	0	0	23	0	0	23	0	0	0	0	0	0
05:00 PM	0	6	0	0	6	0	0	0	0	0	0	3	0	0	3	0	0	0	0	0	0
05:15 PM	0	6	0	0	6	0	0	0	0	0	0	7	0	0	7	0	0	0	0	0	0
05:30 PM	0	4	0	0	4	0	0	0	0	0	0	2	0	0	2	0	0	0	0	0	0
05:45 PM	0	0	0	0	0	0	0	0	0	0	0	1	0	0	1	0	0	0	0	0	0
Total	0	16	0	0	16	0	0	0	0	0	0	13	0	0	13	0	0	0	0	0	0
06:00 PM	0	2	0	0	2	0	0	0	0	0	0	0	0	0	0	0	0	0	0	0	0
06:15 PM	0	2	0	0	2	0	0	0	0	0	0	0	0	0	0	0	0	0	0	0	0
06:30 PM	0	4	0	0	4	0	0	0	0	0	0	3	0	0	3	0	0	0	0	0	0
06:45 PM	0	2	0	0	2	0	0	0	0	0	0	2	0	0	2	0	0	0	0	0	0
Total	0	10	0	0	10	0	0	0	0	0	0	5	0	0	5	0	0	0	0	0	0
Grand Total	0	229	0	0	229	0	0	0	0	0	0	276	0	0	276	0	0	0	0	0	505
Apprch %	0	100	0	0		0	0	0	0		0	100	0	0		0	0	0	0		
Total %	0	45.3	0	0	45.3	0	0	0	0	0	0	54.7	0	0	54.7	0	0	0	0	0	

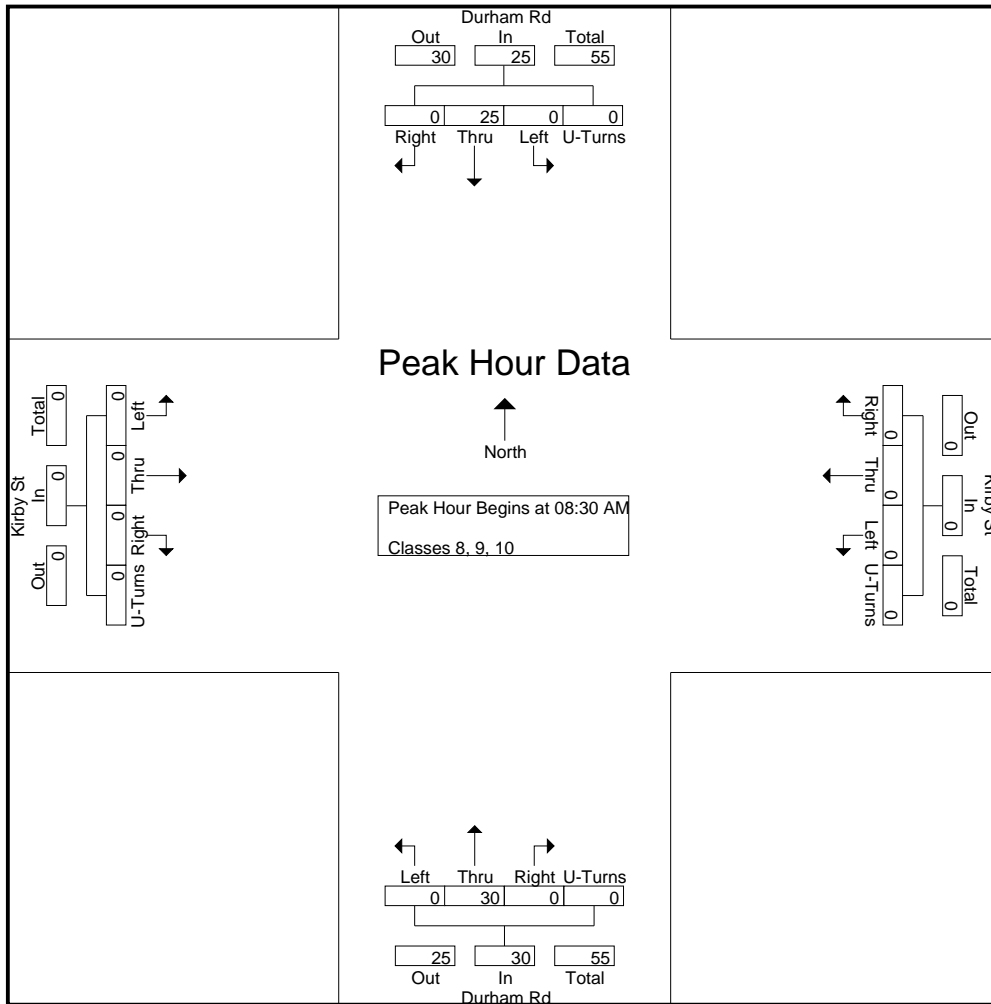


Quality Counts, LLC

920 Blairhill Rd, STE B106
Charlotte, NC 28217

File Name : 14473002 - Durham Rd & Kirby St
Site Code : 14473002
Start Date : 8/30/2017
Page No : 3

Start Time	Durham Rd Southbound					Kirby St Westbound					Durham Rd Northbound					Kirby St Eastbound					Int. Total
	Right	Thru	Left	U-Turns	App. Total	Right	Thru	Left	U-Turns	App. Total	Right	Thru	Left	U-Turns	App. Total	Right	Thru	Left	U-Turns	App. Total	
Peak Hour Analysis From 06:00 AM to 09:45 AM - Peak 1 of 1																					
Peak Hour for Entire Intersection Begins at 08:30 AM																					
08:30 AM	0	7	0	0	7	0	0	0	0	0	0	6	0	0	6	0	0	0	0	0	13
08:45 AM	0	4	0	0	4	0	0	0	0	0	0	9	0	0	9	0	0	0	0	0	13
09:00 AM	0	6	0	0	6	0	0	0	0	0	0	6	0	0	6	0	0	0	0	0	12
09:15 AM	0	8	0	0	8	0	0	0	0	0	0	9	0	0	9	0	0	0	0	0	17
Total Volume	0	25	0	0	25	0	0	0	0	0	0	30	0	0	30	0	0	0	0	0	55
% App. Total	0	100	0	0		0	0	0	0		0	100	0	0		0	0	0	0		
PHF	.000	.781	.000	.000	.781	.000	.000	.000	.000	.000	.000	.833	.000	.000	.833	.000	.000	.000	.000	.000	.809



Quality Counts, LLC

920 Blairhill Rd, STE B106
Charlotte, NC 28217

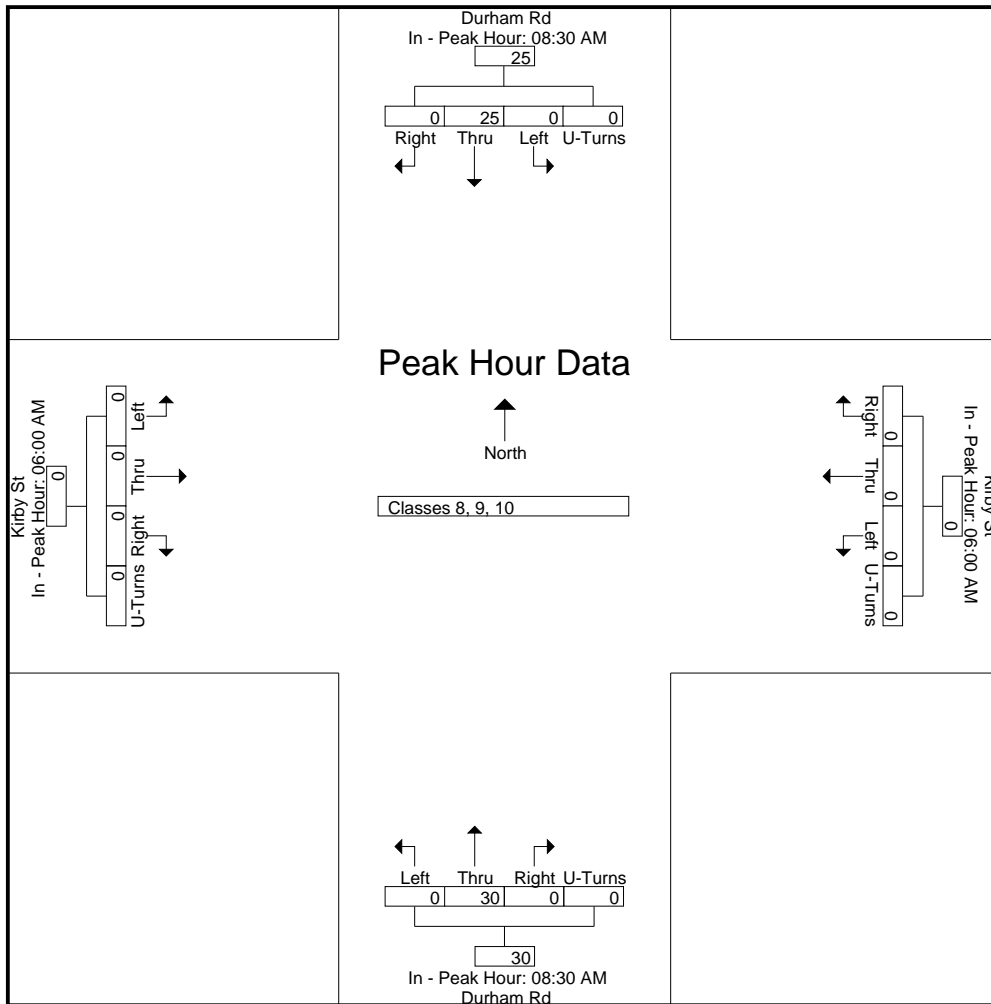
File Name : 14473002 - Durham Rd & Kirby St
Site Code : 14473002
Start Date : 8/30/2017
Page No : 4

Start Time	Durham Rd Southbound					Kirby St Westbound					Durham Rd Northbound					Kirby St Eastbound					Int. Total
	Right	Thru	Left	U-Turns	App. Total	Right	Thru	Left	U-Turns	App. Total	Right	Thru	Left	U-Turns	App. Total	Right	Thru	Left	U-Turns	App. Total	

Peak Hour Analysis From 06:00 AM to 09:45 AM - Peak 1 of 1

Peak Hour for Each Approach Begins at:

	08:30 AM					06:00 AM					08:30 AM					06:00 AM									
+0 mins.	0	7	0	0	7	0	0	0	0	0	0	6	0	0	6	0	0	0	0	0	0	0	0	0	0
+15 mins.	0	4	0	0	4	0	0	0	0	0	0	9	0	0	9	0	0	0	0	0	0	0	0	0	0
+30 mins.	0	6	0	0	6	0	0	0	0	0	0	6	0	0	6	0	0	0	0	0	0	0	0	0	0
+45 mins.	0	8	0	0	8	0	0	0	0	0	0	9	0	0	9	0	0	0	0	0	0	0	0	0	0
Total Volume	0	25	0	0	25	0	0	0	0	0	0	30	0	0	30	0	0	0	0	0	0	0	0	0	0
% App. Total	0	100	0	0		0	0	0	0		0	100	0	0		0	0	0	0		0	0	0	0	
PHF	.000	.781	.000	.000	.781	.000	.000	.000	.000	.000	.000	.833	.000	.000	.833	.000	.000	.000	.000	.000	.000	.000	.000	.000	.000



Quality Counts, LLC

920 Blairhill Rd, STE B106
Charlotte, NC 28217

File Name : 14473002 - Durham Rd & Kirby St

Site Code : 14473002

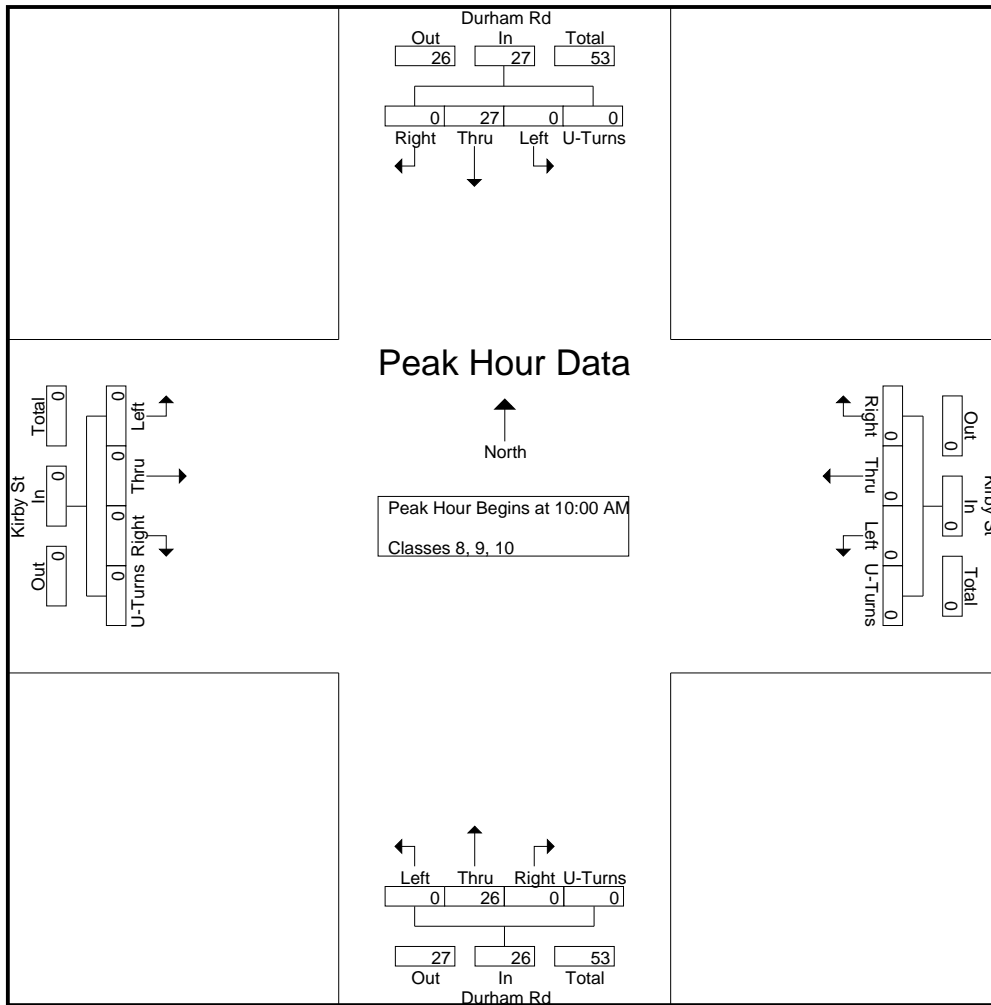
Start Date : 8/30/2017

Page No : 5

Start Time	Durham Rd Southbound					Kirby St Westbound					Durham Rd Northbound					Kirby St Eastbound					Int. Total
	Right	Thru	Left	U-Turns	App. Total	Right	Thru	Left	U-Turns	App. Total	Right	Thru	Left	U-Turns	App. Total	Right	Thru	Left	U-Turns	App. Total	

Peak Hour Analysis From 10:00 AM to 02:45 PM - Peak 1 of 1
Peak Hour for Entire Intersection Begins at 10:00 AM

10:00 AM	0	4	0	0	4	0	0	0	0	0	0	12	0	0	12	0	0	0	0	0	16
10:15 AM	0	13	0	0	13	0	0	0	0	0	0	6	0	0	6	0	0	0	0	0	19
10:30 AM	0	4	0	0	4	0	0	0	0	0	0	4	0	0	4	0	0	0	0	0	8
10:45 AM	0	6	0	0	6	0	0	0	0	0	0	4	0	0	4	0	0	0	0	0	10
Total Volume	0	27	0	0	27	0	0	0	0	0	0	26	0	0	26	0	0	0	0	0	53
% App. Total	0	100	0	0		0	0	0	0		0	100	0	0		0	0	0	0		
PHF	.000	.519	.000	.000	.519	.000	.000	.000	.000	.000	.000	.542	.000	.000	.542	.000	.000	.000	.000	.000	.697



Quality Counts, LLC

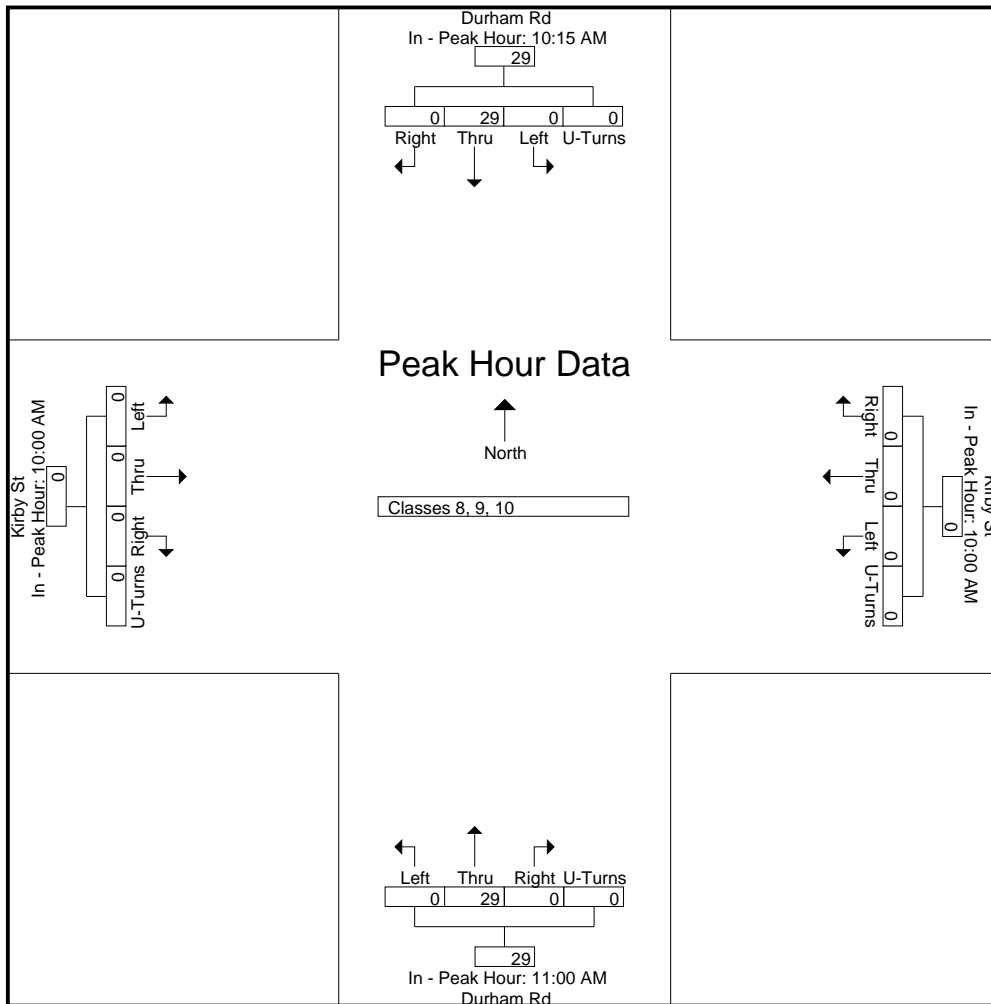
920 Blairhill Rd, STE B106
Charlotte, NC 28217

File Name : 14473002 - Durham Rd & Kirby St
Site Code : 14473002
Start Date : 8/30/2017
Page No : 6

Start Time	Durham Rd Southbound					Kirby St Westbound					Durham Rd Northbound					Kirby St Eastbound					Int. Total
	Rig ht	Thr u	Left	U-Turns	App. Total	Right	Thr u	Left	U-Turns	App. Total	Right	Thr u	Left	U-Turns	App. Total	Right	Thr u	Left	U-Turns	App. Total	

Peak Hour Analysis From 10:00 AM to 02:45 PM - Peak 1 of 1
Peak Hour for Each Approach Begins at:

	10:15 AM					10:00 AM					11:00 AM					10:00 AM				
+0 mins.	0	13	0	0	13	0	0	0	0	0	0	7	0	0	7	0	0	0	0	0
+15 mins.	0	4	0	0	4	0	0	0	0	0	0	7	0	0	7	0	0	0	0	0
+30 mins.	0	6	0	0	6	0	0	0	0	0	0	10	0	0	10	0	0	0	0	0
+45 mins.	0	6	0	0	6	0	0	0	0	0	0	5	0	0	5	0	0	0	0	0
Total Volume	0	29	0	0	29	0	0	0	0	0	0	29	0	0	29	0	0	0	0	0
% App. Total	0	100	0	0	0	0	0	0	0	0	0	100	0	0	0	0	0	0	0	0
PHF	.000	.558	.000	.000	.558	.000	.000	.000	.000	.000	.000	.725	.000	.000	.725	.000	.000	.000	.000	.000



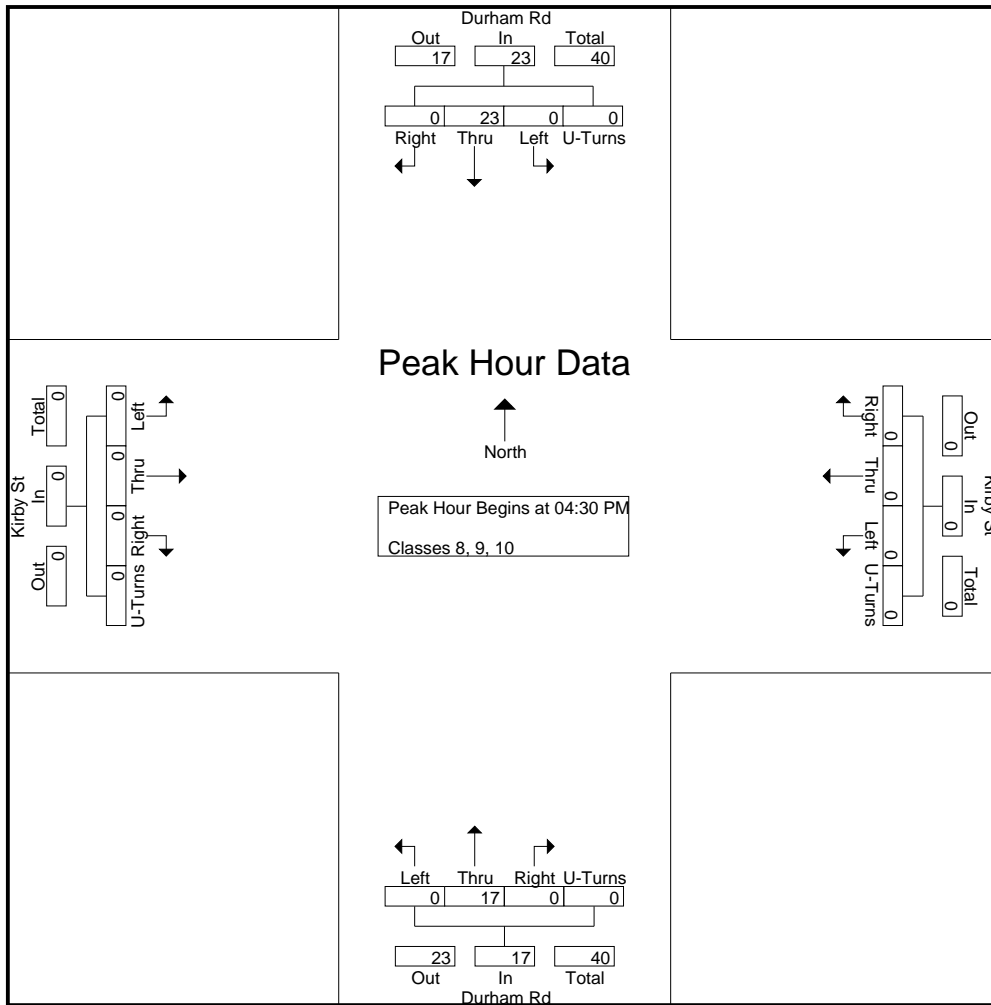
Quality Counts, LLC

920 Blairhill Rd, STE B106
Charlotte, NC 28217

File Name : 14473002 - Durham Rd & Kirby St
Site Code : 14473002
Start Date : 8/30/2017
Page No : 7

Start Time	Durham Rd Southbound					Kirby St Westbound					Durham Rd Northbound					Kirby St Eastbound					Int. Total
	Right	Thru	Left	U-Turns	App. Total	Right	Thru	Left	U-Turns	App. Total	Right	Thru	Left	U-Turns	App. Total	Right	Thru	Left	U-Turns	App. Total	
04:30 PM	0	5	0	0	5	0	0	0	0	0	0	4	0	0	4	0	0	0	0	0	9
04:45 PM	0	6	0	0	6	0	0	0	0	0	0	3	0	0	3	0	0	0	0	0	9
05:00 PM	0	6	0	0	6	0	0	0	0	0	0	3	0	0	3	0	0	0	0	0	9
05:15 PM	0	6	0	0	6	0	0	0	0	0	0	7	0	0	7	0	0	0	0	0	13
Total Volume	0	23	0	0	23	0	0	0	0	0	0	17	0	0	17	0	0	0	0	0	40
% App. Total	0	100	0	0		0	0	0	0		0	100	0	0		0	0	0	0		
PHF	.000	.958	.000	.000	.958	.000	.000	.000	.000	.000	.000	.607	.000	.000	.607	.000	.000	.000	.000	.000	.769

Peak Hour Analysis From 03:00 PM to 06:45 PM - Peak 1 of 1
Peak Hour for Entire Intersection Begins at 04:30 PM



Quality Counts, LLC

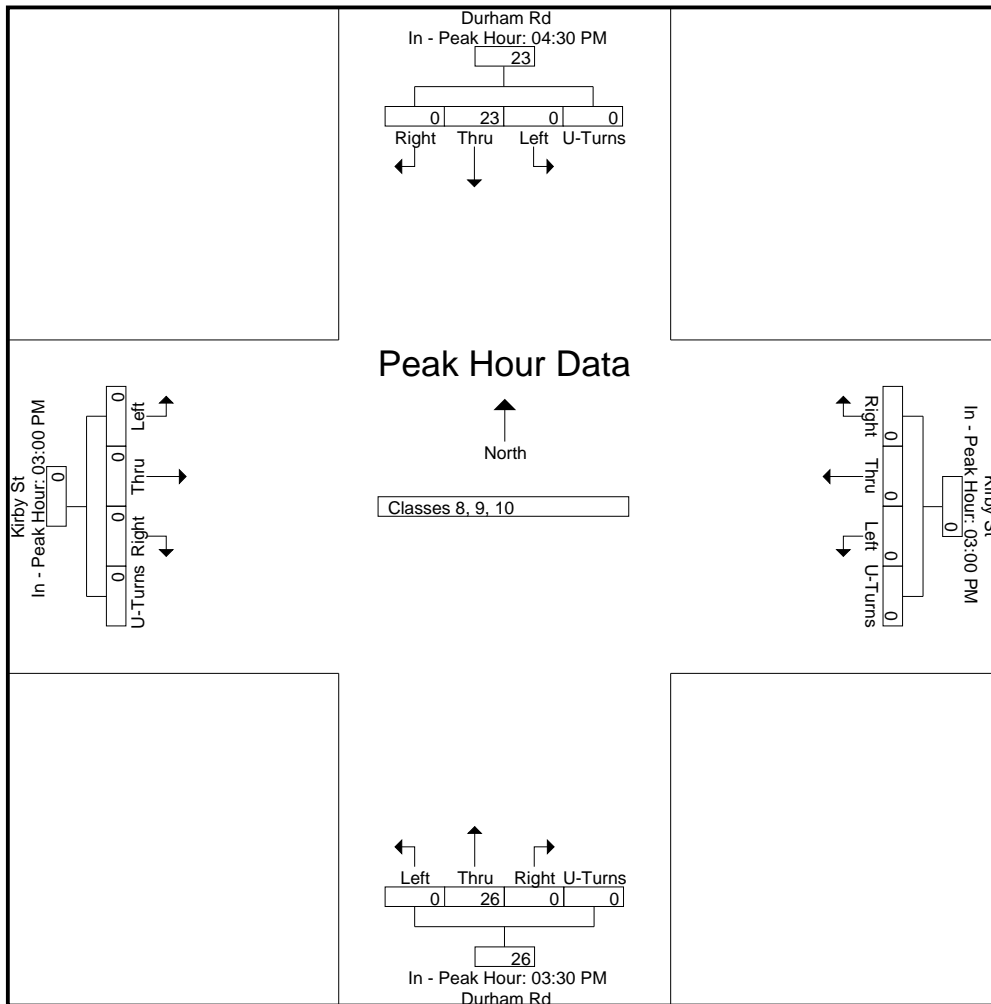
920 Blairhill Rd, STE B106
Charlotte, NC 28217

File Name : 14473002 - Durham Rd & Kirby St
Site Code : 14473002
Start Date : 8/30/2017
Page No : 8

Start Time	Durham Rd Southbound					Kirby St Westbound					Durham Rd Northbound					Kirby St Eastbound					Int. Total
	Right	Thru	Left	U-Turns	App. Total	Right	Thru	Left	U-Turns	App. Total	Right	Thru	Left	U-Turns	App. Total	Right	Thru	Left	U-Turns	App. Total	

Peak Hour Analysis From 03:00 PM to 06:45 PM - Peak 1 of 1
Peak Hour for Each Approach Begins at:

	04:30 PM					03:00 PM					03:30 PM					03:00 PM				
+0 mins.	0	5	0	0	5	0	0	0	0	0	0	8	0	0	8	0	0	0	0	0
+15 mins.	0	6	0	0	6	0	0	0	0	0	0	2	0	0	2	0	0	0	0	0
+30 mins.	0	6	0	0	6	0	0	0	0	0	0	8	0	0	8	0	0	0	0	0
+45 mins.	0	6	0	0	6	0	0	0	0	0	0	8	0	0	8	0	0	0	0	0
Total Volume	0	23	0	0	23	0	0	0	0	0	0	26	0	0	26	0	0	0	0	0
% App. Total	0	100	0	0	0	0	0	0	0	0	0	100	0	0	0	0	0	0	0	0
PHF	.000	.958	.000	.000	.958	.000	.000	.000	.000	.000	.000	.813	.000	.000	.813	.000	.000	.000	.000	.000



Quality Counts, LLC

920 Blairhill Rd, STE B106
Charlotte, NC 28217

File Name : 14473002 - Durham Rd & Kirby St

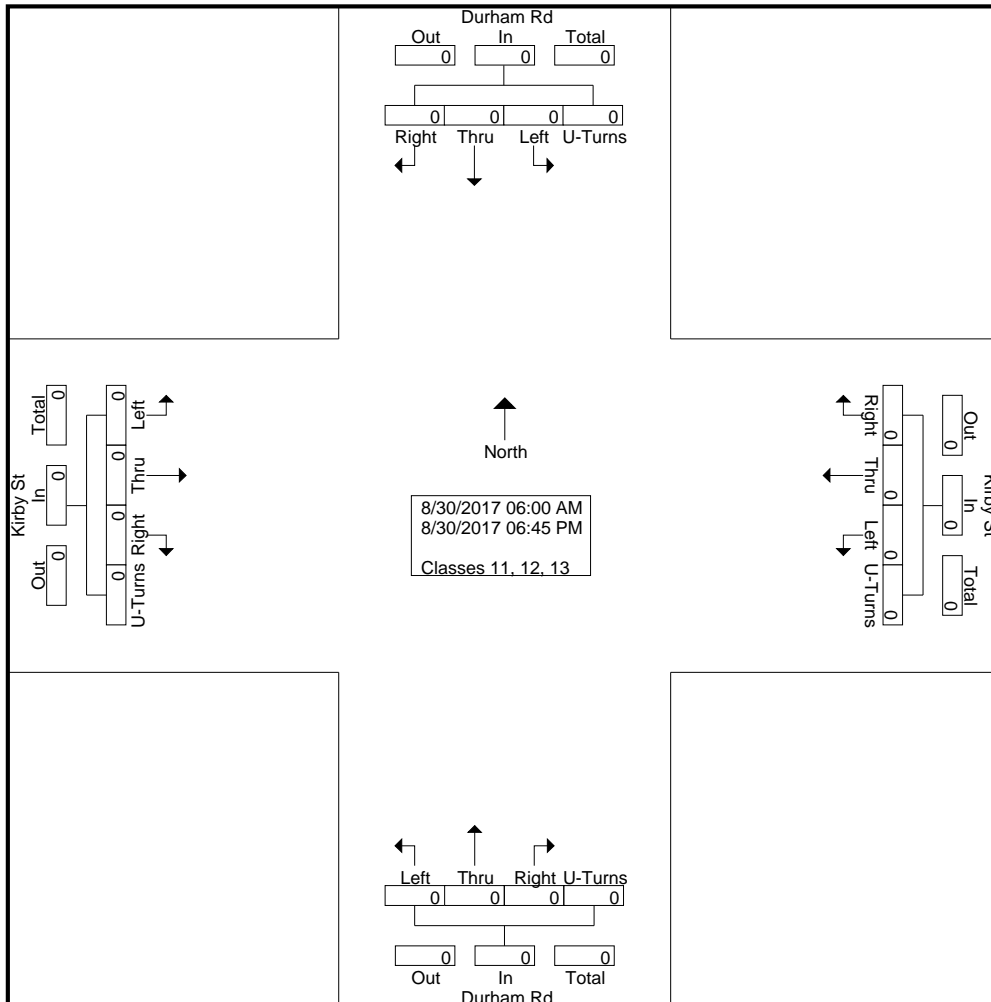
Site Code : 14473002

Start Date : 8/30/2017

Page No : 2

Groups Printed- Classes 11, 12, 13

Start Time	Durham Rd Southbound					Kirby St Westbound					Durham Rd Northbound					Kirby St Eastbound					Int. Total	
	Right	Thru	Left	U-Turns	App. Total	Right	Thru	Left	U-Turns	App. Total	Right	Thru	Left	U-Turns	App. Total	Right	Thru	Left	U-Turns	App. Total		
04:00 PM	0	0	0	0	0	0	0	0	0	0	0	0	0	0	0	0	0	0	0	0	0	0
04:15 PM	0	0	0	0	0	0	0	0	0	0	0	0	0	0	0	0	0	0	0	0	0	0
04:30 PM	0	0	0	0	0	0	0	0	0	0	0	0	0	0	0	0	0	0	0	0	0	0
04:45 PM	0	0	0	0	0	0	0	0	0	0	0	0	0	0	0	0	0	0	0	0	0	0
Total	0	0	0	0	0	0	0	0	0	0	0	0	0	0	0	0	0	0	0	0	0	0
05:00 PM	0	0	0	0	0	0	0	0	0	0	0	0	0	0	0	0	0	0	0	0	0	0
05:15 PM	0	0	0	0	0	0	0	0	0	0	0	0	0	0	0	0	0	0	0	0	0	0
05:30 PM	0	0	0	0	0	0	0	0	0	0	0	0	0	0	0	0	0	0	0	0	0	0
05:45 PM	0	0	0	0	0	0	0	0	0	0	0	0	0	0	0	0	0	0	0	0	0	0
Total	0	0	0	0	0	0	0	0	0	0	0	0	0	0	0	0	0	0	0	0	0	0
06:00 PM	0	0	0	0	0	0	0	0	0	0	0	0	0	0	0	0	0	0	0	0	0	0
06:15 PM	0	0	0	0	0	0	0	0	0	0	0	0	0	0	0	0	0	0	0	0	0	0
06:30 PM	0	0	0	0	0	0	0	0	0	0	0	0	0	0	0	0	0	0	0	0	0	0
06:45 PM	0	0	0	0	0	0	0	0	0	0	0	0	0	0	0	0	0	0	0	0	0	0
Total	0	0	0	0	0	0	0	0	0	0	0	0	0	0	0	0	0	0	0	0	0	0
Grand Total	0	0	0	0	0	0	0	0	0	0	0	0	0	0	0	0	0	0	0	0	0	0
Apprch %	0	0	0	0		0	0	0	0		0	0	0	0		0	0	0	0			
Total %																						

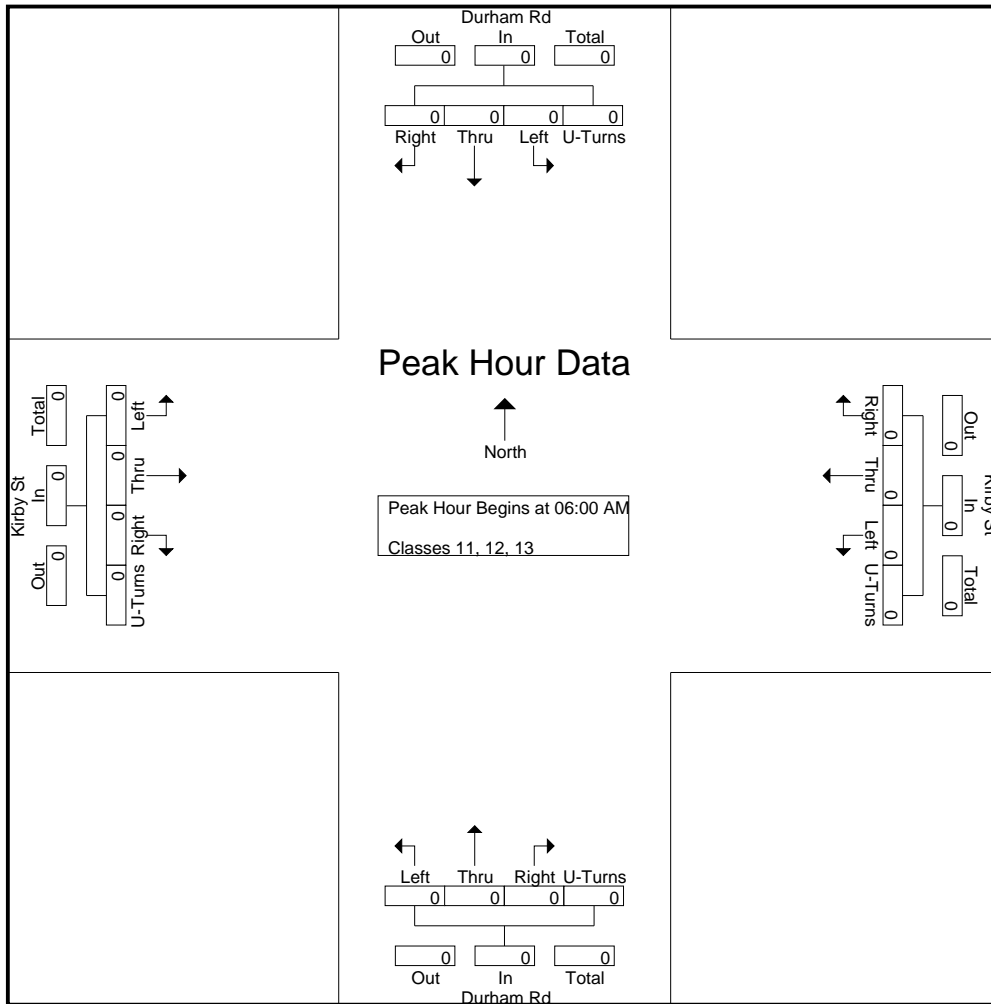


Quality Counts, LLC

920 Blairhill Rd, STE B106
Charlotte, NC 28217

File Name : 14473002 - Durham Rd & Kirby St
Site Code : 14473002
Start Date : 8/30/2017
Page No : 3

Start Time	Durham Rd Southbound					Kirby St Westbound					Durham Rd Northbound					Kirby St Eastbound					Int. Total	
	Right	Thru	Left	U-Turns	App. Total	Right	Thru	Left	U-Turns	App. Total	Right	Thru	Left	U-Turns	App. Total	Right	Thru	Left	U-Turns	App. Total		
Peak Hour Analysis From 06:00 AM to 09:45 AM - Peak 1 of 1																						
Peak Hour for Entire Intersection Begins at 06:00 AM																						
06:00 AM	0	0	0	0	0	0	0	0	0	0	0	0	0	0	0	0	0	0	0	0	0	0
06:15 AM	0	0	0	0	0	0	0	0	0	0	0	0	0	0	0	0	0	0	0	0	0	0
06:30 AM	0	0	0	0	0	0	0	0	0	0	0	0	0	0	0	0	0	0	0	0	0	0
06:45 AM	0	0	0	0	0	0	0	0	0	0	0	0	0	0	0	0	0	0	0	0	0	0
Total Volume	0	0	0	0	0	0	0	0	0	0	0	0	0	0	0	0	0	0	0	0	0	0
% App. Total	0	0	0	0	0	0	0	0	0	0	0	0	0	0	0	0	0	0	0	0	0	0
PHF	.000	.000	.000	.000	.000	.000	.000	.000	.000	.000	.000	.000	.000	.000	.000	.000	.000	.000	.000	.000	.000	.000



Quality Counts, LLC

920 Blairhill Rd, STE B106
Charlotte, NC 28217

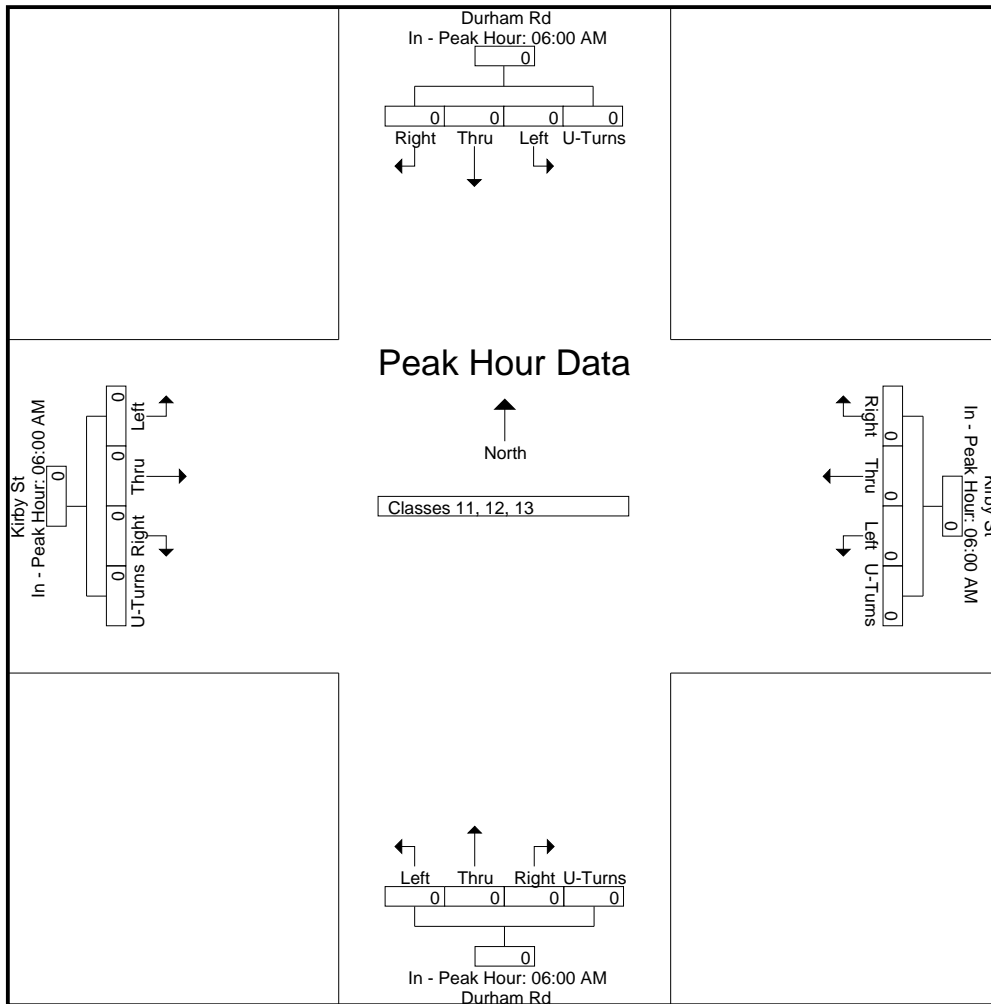
File Name : 14473002 - Durham Rd & Kirby St
Site Code : 14473002
Start Date : 8/30/2017
Page No : 4

Start Time	Durham Rd Southbound					Kirby St Westbound					Durham Rd Northbound					Kirby St Eastbound					Int. Total
	Right	Thru	Left	U-Turns	App. Total	Right	Thru	Left	U-Turns	App. Total	Right	Thru	Left	U-Turns	App. Total	Right	Thru	Left	U-Turns	App. Total	

Peak Hour Analysis From 06:00 AM to 09:45 AM - Peak 1 of 1

Peak Hour for Each Approach Begins at:

	06:00 AM					06:00 AM					06:00 AM					06:00 AM									
+0 mins.	0	0	0	0	0	0	0	0	0	0	0	0	0	0	0	0	0	0	0	0	0	0	0	0	0
+15 mins.	0	0	0	0	0	0	0	0	0	0	0	0	0	0	0	0	0	0	0	0	0	0	0	0	0
+30 mins.	0	0	0	0	0	0	0	0	0	0	0	0	0	0	0	0	0	0	0	0	0	0	0	0	0
+45 mins.	0	0	0	0	0	0	0	0	0	0	0	0	0	0	0	0	0	0	0	0	0	0	0	0	0
Total Volume	0	0	0	0	0	0	0	0	0	0	0	0	0	0	0	0	0	0	0	0	0	0	0	0	0
% App. Total	0	0	0	0	0	0	0	0	0	0	0	0	0	0	0	0	0	0	0	0	0	0	0	0	0
PHF	.000	.000	.000	.000	.000	.000	.000	.000	.000	.000	.000	.000	.000	.000	.000	.000	.000	.000	.000	.000	.000	.000	.000	.000	.000



Quality Counts, LLC

920 Blairhill Rd, STE B106
Charlotte, NC 28217

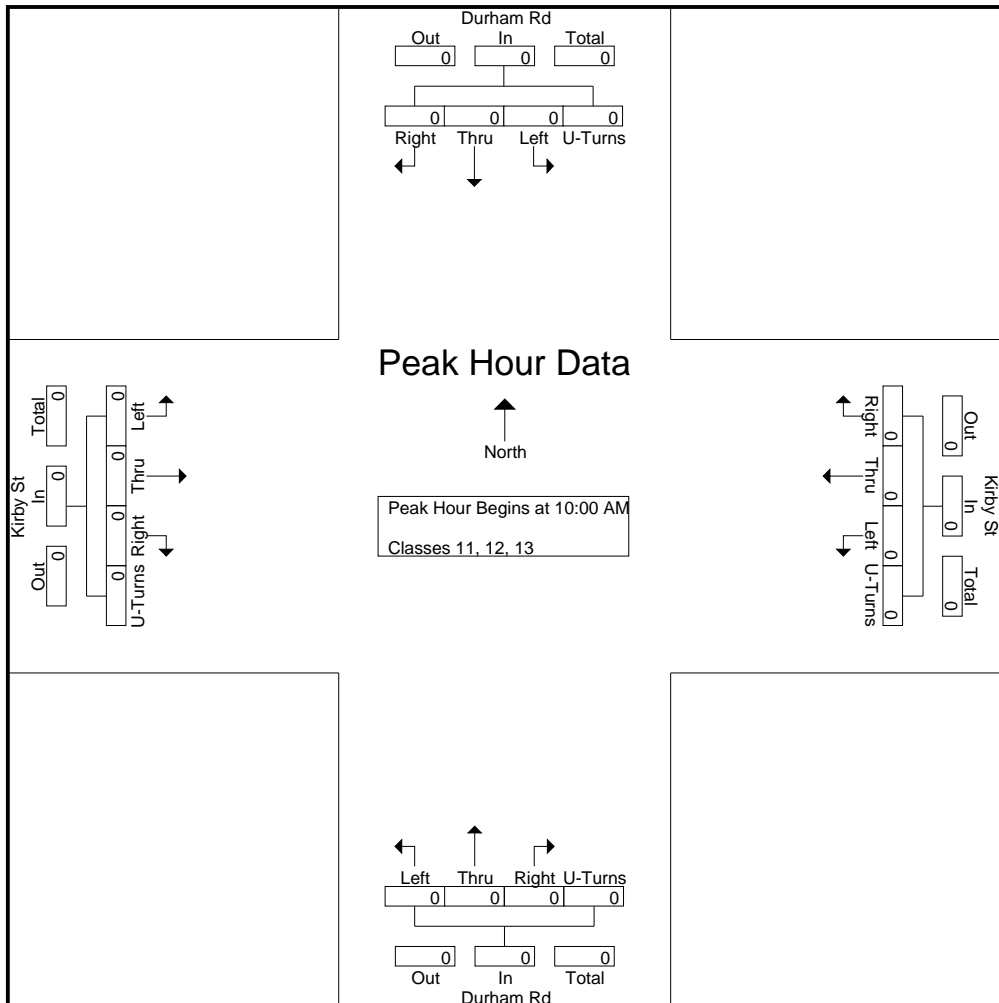
File Name : 14473002 - Durham Rd & Kirby St

Site Code : 14473002

Start Date : 8/30/2017

Page No : 5

Start Time	Durham Rd Southbound					Kirby St Westbound					Durham Rd Northbound					Kirby St Eastbound					Int. Total
	Right	Thru	Left	U-Turns	App. Total	Right	Thru	Left	U-Turns	App. Total	Right	Thru	Left	U-Turns	App. Total	Right	Thru	Left	U-Turns	App. Total	
Peak Hour Analysis From 10:00 AM to 02:45 PM - Peak 1 of 1																					
Peak Hour for Entire Intersection Begins at 10:00 AM																					
10:00 AM	0	0	0	0	0	0	0	0	0	0	0	0	0	0	0	0	0	0	0	0	0
10:15 AM	0	0	0	0	0	0	0	0	0	0	0	0	0	0	0	0	0	0	0	0	0
10:30 AM	0	0	0	0	0	0	0	0	0	0	0	0	0	0	0	0	0	0	0	0	0
10:45 AM	0	0	0	0	0	0	0	0	0	0	0	0	0	0	0	0	0	0	0	0	0
Total Volume	0	0	0	0	0	0	0	0	0	0	0	0	0	0	0	0	0	0	0	0	0
% App. Total	0	0	0	0	0	0	0	0	0	0	0	0	0	0	0	0	0	0	0	0	0
PHF	.000	.000	.000	.000	.000	.000	.000	.000	.000	.000	.000	.000	.000	.000	.000	.000	.000	.000	.000	.000	.000



Quality Counts, LLC

920 Blairhill Rd, STE B106
Charlotte, NC 28217

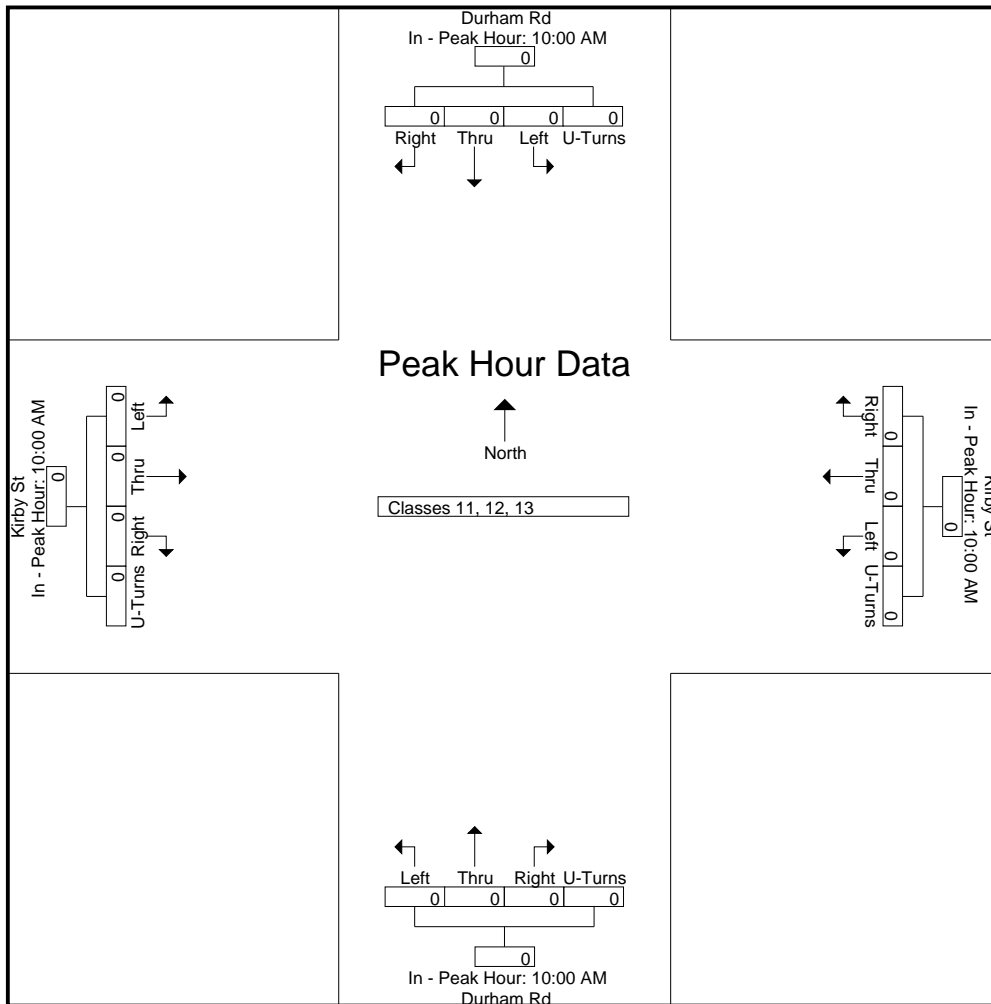
File Name : 14473002 - Durham Rd & Kirby St
Site Code : 14473002
Start Date : 8/30/2017
Page No : 6

Start Time	Durham Rd Southbound					Kirby St Westbound					Durham Rd Northbound					Kirby St Eastbound					Int. Total
	Rig ht	Thr u	Left	U-Turns	App. Total	Rig ht	Thr u	Left	U-Turns	App. Total	Rig ht	Thr u	Left	U-Turns	App. Total	Rig ht	Thr u	Left	U-Turns	App. Total	

Peak Hour Analysis From 10:00 AM to 02:45 PM - Peak 1 of 1

Peak Hour for Each Approach Begins at:

	10:00 AM					10:00 AM					10:00 AM					10:00 AM									
+0 mins.	0	0	0	0	0	0	0	0	0	0	0	0	0	0	0	0	0	0	0	0	0	0	0	0	0
+15 mins.	0	0	0	0	0	0	0	0	0	0	0	0	0	0	0	0	0	0	0	0	0	0	0	0	0
+30 mins.	0	0	0	0	0	0	0	0	0	0	0	0	0	0	0	0	0	0	0	0	0	0	0	0	0
+45 mins.	0	0	0	0	0	0	0	0	0	0	0	0	0	0	0	0	0	0	0	0	0	0	0	0	0
Total Volume	0	0	0	0	0	0	0	0	0	0	0	0	0	0	0	0	0	0	0	0	0	0	0	0	0
% App. Total	0	0	0	0	0	0	0	0	0	0	0	0	0	0	0	0	0	0	0	0	0	0	0	0	0
PHF	.000	.000	.000	.000	.000	.000	.000	.000	.000	.000	.000	.000	.000	.000	.000	.000	.000	.000	.000	.000	.000	.000	.000	.000	.000



Quality Counts, LLC

920 Blairhill Rd, STE B106
Charlotte, NC 28217

File Name : 14473002 - Durham Rd & Kirby St

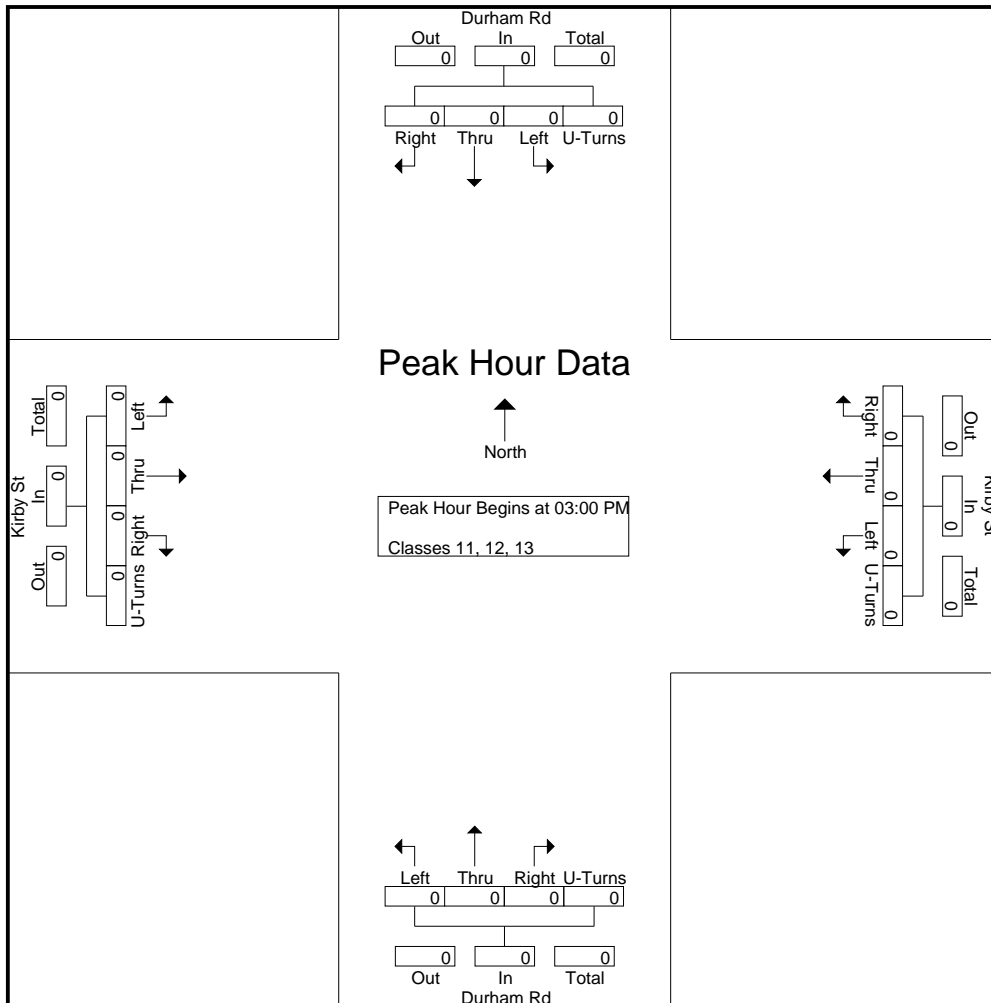
Site Code : 14473002

Start Date : 8/30/2017

Page No : 7

Start Time	Durham Rd Southbound					Kirby St Westbound					Durham Rd Northbound					Kirby St Eastbound					Int. Total					
	Right	Thru	Left	U-Turns	App. Total	Right	Thru	Left	U-Turns	App. Total	Right	Thru	Left	U-Turns	App. Total	Right	Thru	Left	U-Turns	App. Total						
03:00 PM	0	0	0	0	0	0	0	0	0	0	0	0	0	0	0	0	0	0	0	0	0	0	0	0	0	0
03:15 PM	0	0	0	0	0	0	0	0	0	0	0	0	0	0	0	0	0	0	0	0	0	0	0	0	0	0
03:30 PM	0	0	0	0	0	0	0	0	0	0	0	0	0	0	0	0	0	0	0	0	0	0	0	0	0	0
03:45 PM	0	0	0	0	0	0	0	0	0	0	0	0	0	0	0	0	0	0	0	0	0	0	0	0	0	0
Total Volume	0	0	0	0	0	0	0	0	0	0	0	0	0	0	0	0	0	0	0	0	0	0	0	0	0	0
% App. Total	0	0	0	0	0	0	0	0	0	0	0	0	0	0	0	0	0	0	0	0	0	0	0	0	0	0
PHF	.000	.000	.000	.000	.000	.000	.000	.000	.000	.000	.000	.000	.000	.000	.000	.000	.000	.000	.000	.000	.000	.000	.000	.000	.000	.000

Peak Hour Analysis From 03:00 PM to 06:45 PM - Peak 1 of 1
Peak Hour for Entire Intersection Begins at 03:00 PM



Quality Counts, LLC

920 Blairhill Rd, STE B106
Charlotte, NC 28217

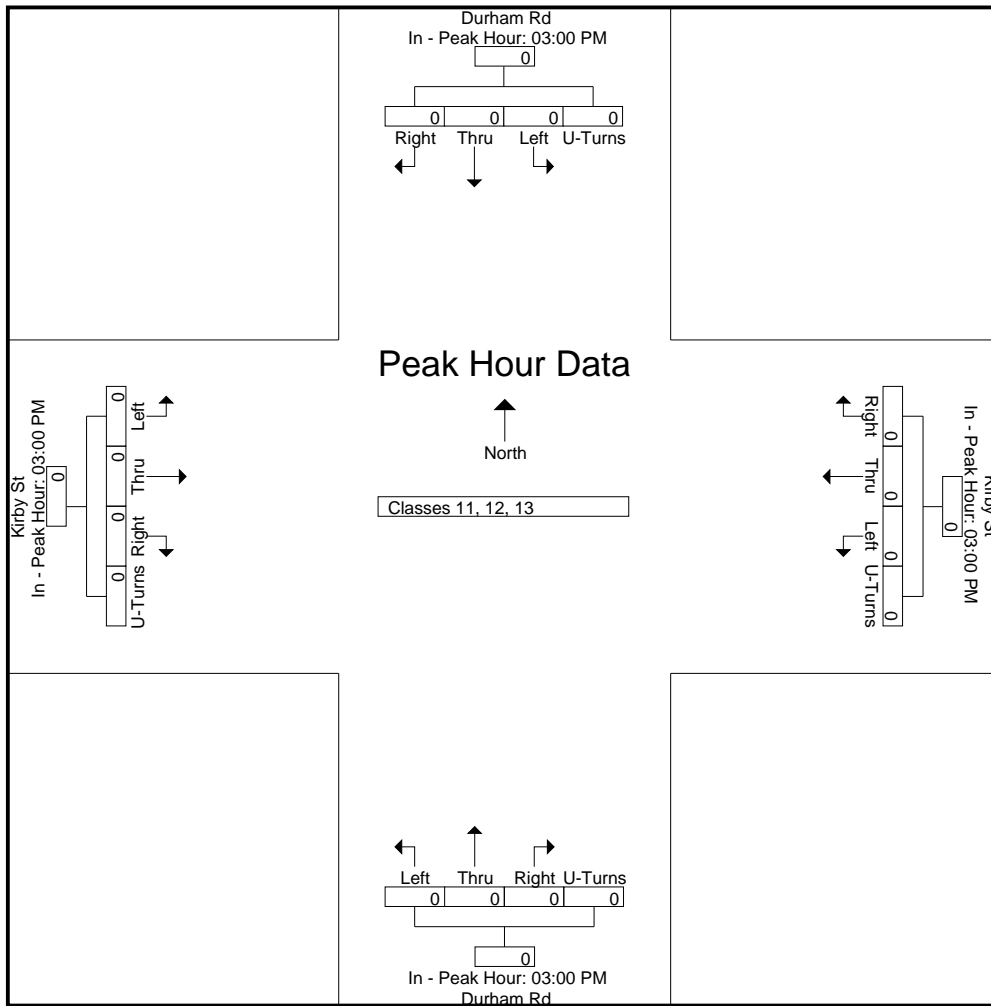
File Name : 14473002 - Durham Rd & Kirby St
Site Code : 14473002
Start Date : 8/30/2017
Page No : 8

Start Time	Durham Rd Southbound					Kirby St Westbound					Durham Rd Northbound					Kirby St Eastbound					Int. Total
	Right	Thru	Left	U-Turns	App. Total	Right	Thru	Left	U-Turns	App. Total	Right	Thru	Left	U-Turns	App. Total	Right	Thru	Left	U-Turns	App. Total	

Peak Hour Analysis From 03:00 PM to 06:45 PM - Peak 1 of 1

Peak Hour for Each Approach Begins at:

	03:00 PM					03:00 PM					03:00 PM					03:00 PM									
+0 mins.	0	0	0	0	0	0	0	0	0	0	0	0	0	0	0	0	0	0	0	0	0	0	0	0	0
+15 mins.	0	0	0	0	0	0	0	0	0	0	0	0	0	0	0	0	0	0	0	0	0	0	0	0	0
+30 mins.	0	0	0	0	0	0	0	0	0	0	0	0	0	0	0	0	0	0	0	0	0	0	0	0	0
+45 mins.	0	0	0	0	0	0	0	0	0	0	0	0	0	0	0	0	0	0	0	0	0	0	0	0	0
Total Volume	0	0	0	0	0	0	0	0	0	0	0	0	0	0	0	0	0	0	0	0	0	0	0	0	0
% App. Total	0	0	0	0	0	0	0	0	0	0	0	0	0	0	0	0	0	0	0	0	0	0	0	0	0
PHF	.000	.000	.000	.000	.000	.000	.000	.000	.000	.000	.000	.000	.000	.000	.000	.000	.000	.000	.000	.000	.000	.000	.000	.000	.000



Quality Counts, LLC

920 Blairhill Rd, STE B106
Charlotte, NC 28217

File Name : 14473002 - Durham Rd & Kirby St

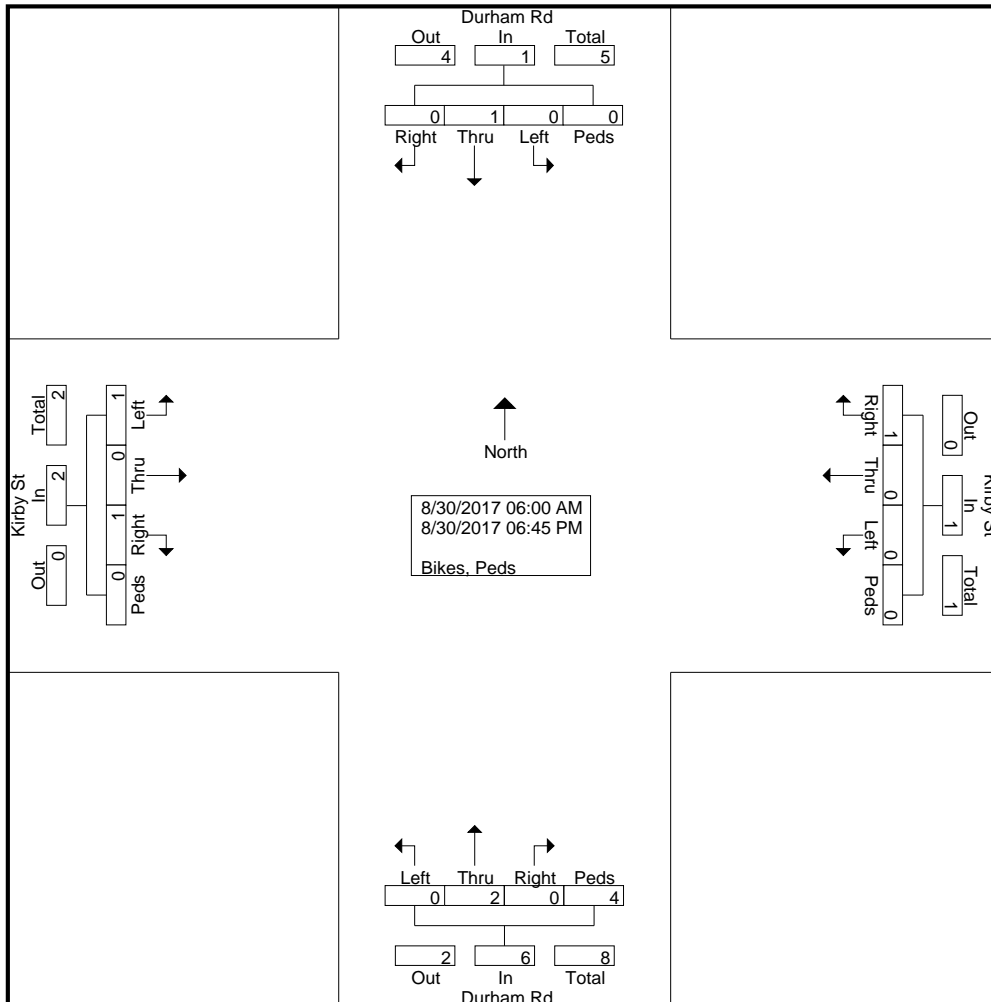
Site Code : 14473002

Start Date : 8/30/2017

Page No : 2

Groups Printed- Bikes, Peds

Start Time	Durham Rd Southbound					Kirby St Westbound					Durham Rd Northbound					Kirby St Eastbound					Int. Total		
	Right	Thru	Left	Peds	App. Total	Right	Thru	Left	Peds	App. Total	Right	Thru	Left	Peds	App. Total	Right	Thru	Left	Peds	App. Total			
04:00 PM	0	0	0	0	0	0	0	0	0	0	0	0	0	1	1	0	0	0	0	0	0	0	1
04:15 PM	0	0	0	0	0	0	0	0	0	0	0	0	0	0	0	0	0	0	0	0	0	0	0
04:30 PM	0	0	0	0	0	0	0	0	0	0	0	0	0	0	0	0	0	0	0	0	0	0	0
04:45 PM	0	0	0	0	0	0	0	0	0	0	0	0	0	0	0	0	0	0	0	0	0	0	0
Total	0	0	0	0	0	0	0	0	0	0	0	0	0	1	1	0	0	0	0	0	0	0	1
05:00 PM	0	0	0	0	0	0	0	0	0	0	0	0	0	0	0	0	0	0	0	0	0	0	0
05:15 PM	0	0	0	0	0	0	0	0	0	0	0	0	0	0	0	0	0	0	0	0	0	0	0
05:30 PM	0	0	0	0	0	0	0	0	0	0	0	0	0	0	0	0	0	0	0	0	0	0	0
05:45 PM	0	0	0	0	0	0	0	0	0	0	0	1	0	0	1	0	0	0	0	0	0	0	1
Total	0	0	0	0	0	0	0	0	0	0	0	1	0	0	1	0	0	0	0	0	0	0	1
06:00 PM	0	0	0	0	0	0	0	0	0	0	0	0	0	0	0	0	0	0	0	0	0	0	0
06:15 PM	0	0	0	0	0	0	0	0	0	0	0	0	0	0	0	0	0	0	0	0	0	0	0
06:30 PM	0	0	0	0	0	0	0	0	0	0	0	1	0	0	1	0	0	0	0	0	0	0	1
06:45 PM	0	0	0	0	0	0	0	0	0	0	0	0	0	0	0	0	0	0	0	0	0	0	0
Total	0	0	0	0	0	0	0	0	0	0	0	1	0	0	1	0	0	0	0	0	0	0	1
Grand Total	0	1	0	0	1	1	0	0	0	1	0	2	0	4	6	1	0	1	0	2	10	10	
Apprch %	0	100	0	0		100	0	0	0		0	33.3	0	66.7		50	0	50	0				
Total %	0	10	0	0	10	10	0	0	0	10	0	20	0	40	60	10	0	10	0	20			

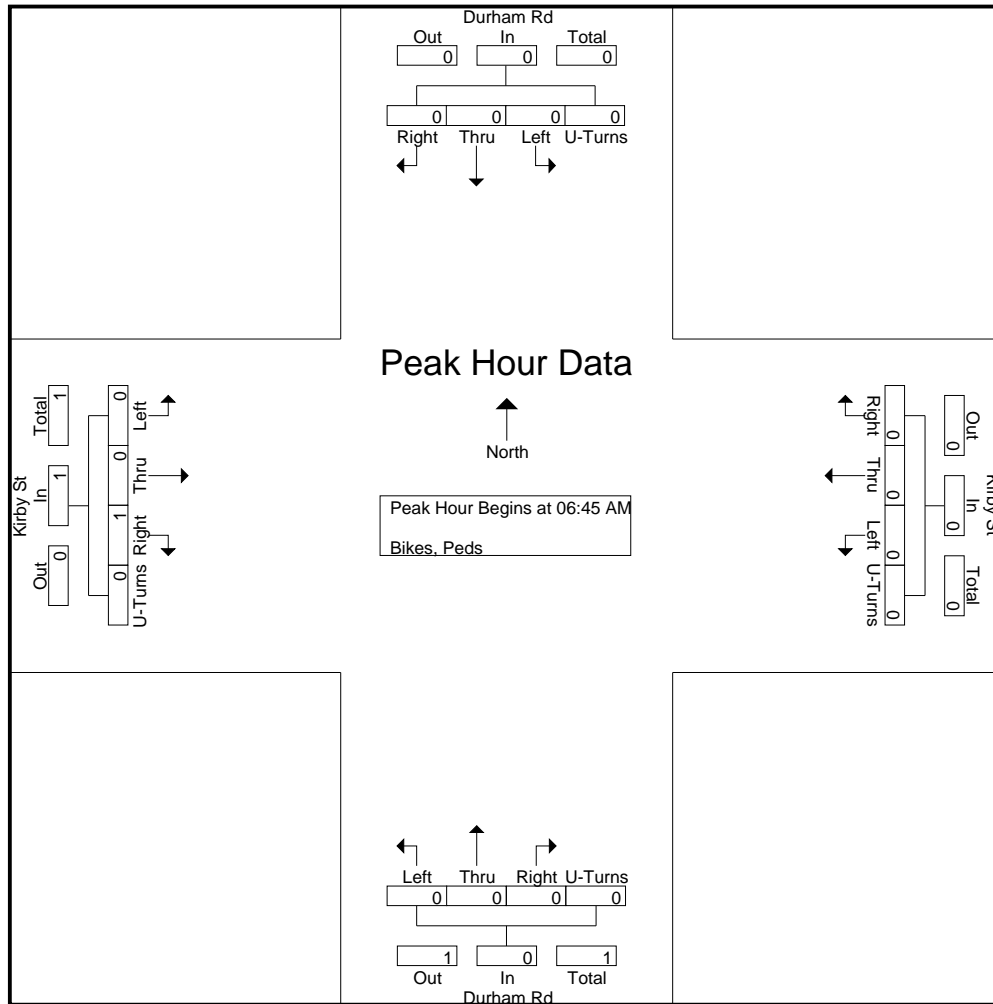


Quality Counts, LLC

920 Blairhill Rd, STE B106
Charlotte, NC 28217

File Name : 14473002 - Durham Rd & Kirby St
Site Code : 14473002
Start Date : 8/30/2017
Page No : 3

Start Time	Durham Rd Southbound					Kirby St Westbound					Durham Rd Northbound					Kirby St Eastbound					Int. Total	
	Right	Thru	Left	Peds	App. Total	Right	Thru	Left	Peds	App. Total	Right	Thru	Left	Peds	App. Total	Right	Thru	Left	Peds	App. Total		
Peak Hour Analysis From 06:00 AM to 09:45 AM - Peak 1 of 1																						
Peak Hour for Entire Intersection Begins at 06:45 AM																						
06:45 AM	0	0	0	0	0	0	0	0	0	0	0	0	0	0	0	0	0	0	0	0	0	0
07:00 AM	0	0	0	0	0	0	0	0	0	0	0	0	0	0	0	0	0	0	0	0	0	0
07:15 AM	0	0	0	0	0	0	0	0	0	0	0	0	0	0	0	0	0	0	0	0	0	0
07:30 AM	0	0	0	0	0	0	0	0	0	0	0	0	0	0	0	1	0	0	0	1	1	1
Total Volume	0	0	0	0	0	0	0	0	0	0	0	0	0	0	0	1	0	0	0	1	1	1
% App. Total	0	0	0	0	0	0	0	0	0	0	0	0	0	0	0	100	0	0	0	100	100	100
PHF	.000	.000	.000	.000	.000	.000	.000	.000	.000	.000	.000	.000	.000	.000	.000	.250	.000	.000	.000	.250	.250	.250



Quality Counts, LLC

920 Blairhill Rd, STE B106
Charlotte, NC 28217

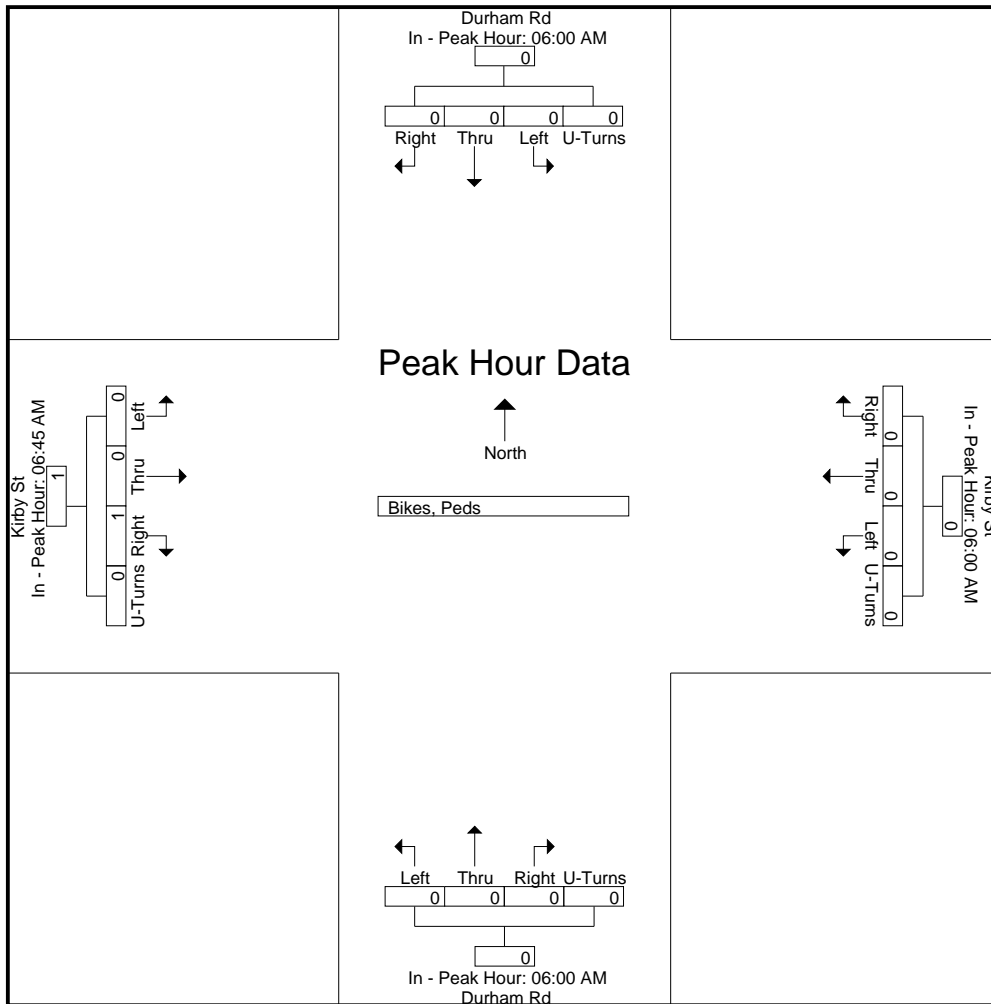
File Name : 14473002 - Durham Rd & Kirby St
Site Code : 14473002
Start Date : 8/30/2017
Page No : 4

Start Time	Durham Rd Southbound					Kirby St Westbound					Durham Rd Northbound					Kirby St Eastbound					Int. Total
	Right	Thru	Left	Peds	App. Total	Right	Thru	Left	Peds	App. Total	Right	Thru	Left	Peds	App. Total	Right	Thru	Left	Peds	App. Total	

Peak Hour Analysis From 06:00 AM to 09:45 AM - Peak 1 of 1

Peak Hour for Each Approach Begins at:

	06:00 AM					06:00 AM					06:00 AM					06:45 AM									
+0 mins.	0	0	0	0	0	0	0	0	0	0	0	0	0	0	0	0	0	0	0	0	0	0	0	0	0
+15 mins.	0	0	0	0	0	0	0	0	0	0	0	0	0	0	0	0	0	0	0	0	0	0	0	0	0
+30 mins.	0	0	0	0	0	0	0	0	0	0	0	0	0	0	0	0	0	0	0	0	0	0	0	0	0
+45 mins.	0	0	0	0	0	0	0	0	0	0	0	0	0	0	0	0	0	0	0	0	1	0	0	0	1
Total Volume	0	0	0	0	0	0	0	0	0	0	0	0	0	0	0	1	0	0	0	0	1	0	0	0	1
% App. Total	0	0	0	0	0	0	0	0	0	0	0	0	0	0	0	100	0	0	0	0	100	0	0	0	100
PHF	.000	.000	.000	.000	.000	.000	.000	.000	.000	.000	.000	.000	.000	.000	.000	.250	.000	.000	.000	.250	.250	.000	.000	.250	.250



Quality Counts, LLC

920 Blairhill Rd, STE B106
Charlotte, NC 28217

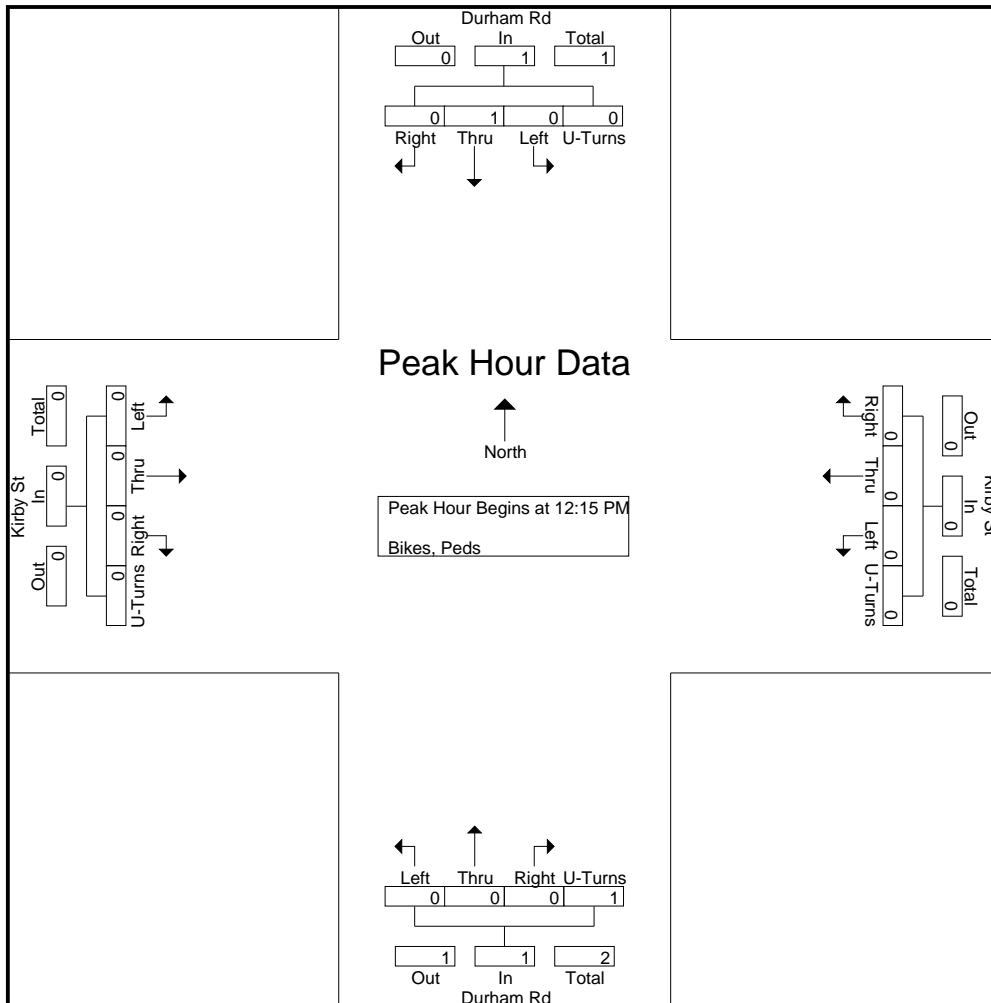
File Name : 14473002 - Durham Rd & Kirby St

Site Code : 14473002

Start Date : 8/30/2017

Page No : 5

Start Time	Durham Rd Southbound					Kirby St Westbound					Durham Rd Northbound					Kirby St Eastbound					Int. Total	
	Right	Thru	Left	Peds	App. Total	Right	Thru	Left	Peds	App. Total	Right	Thru	Left	Peds	App. Total	Right	Thru	Left	Peds	App. Total		
Peak Hour Analysis From 10:00 AM to 02:45 PM - Peak 1 of 1																						
Peak Hour for Entire Intersection Begins at 12:15 PM																						
12:15 PM	0	0	0	0	0	0	0	0	0	0	0	0	0	0	0	0	0	0	0	0	0	0
12:30 PM	0	1	0	0	1	0	0	0	0	0	0	0	0	0	0	0	0	0	0	0	0	0
12:45 PM	0	0	0	0	0	0	0	0	0	0	0	0	0	0	0	0	0	0	0	0	0	0
01:00 PM	0	0	0	0	0	0	0	0	0	0	0	0	0	1	1	0	0	0	0	0	0	0
Total Volume	0	1	0	0	1	0	0	0	0	0	0	0	0	1	1	0	0	0	0	0	0	0
% App. Total	0	100	0	0		0	0	0	0		0	0	0	100		0	0	0	0		0	
PHF	.000	.250	.000	.000	.250	.000	.000	.000	.000	.000	.000	.000	.000	.250	.250	.000	.000	.000	.000	.000	.000	.500



Quality Counts, LLC

920 Blairhill Rd, STE B106
Charlotte, NC 28217

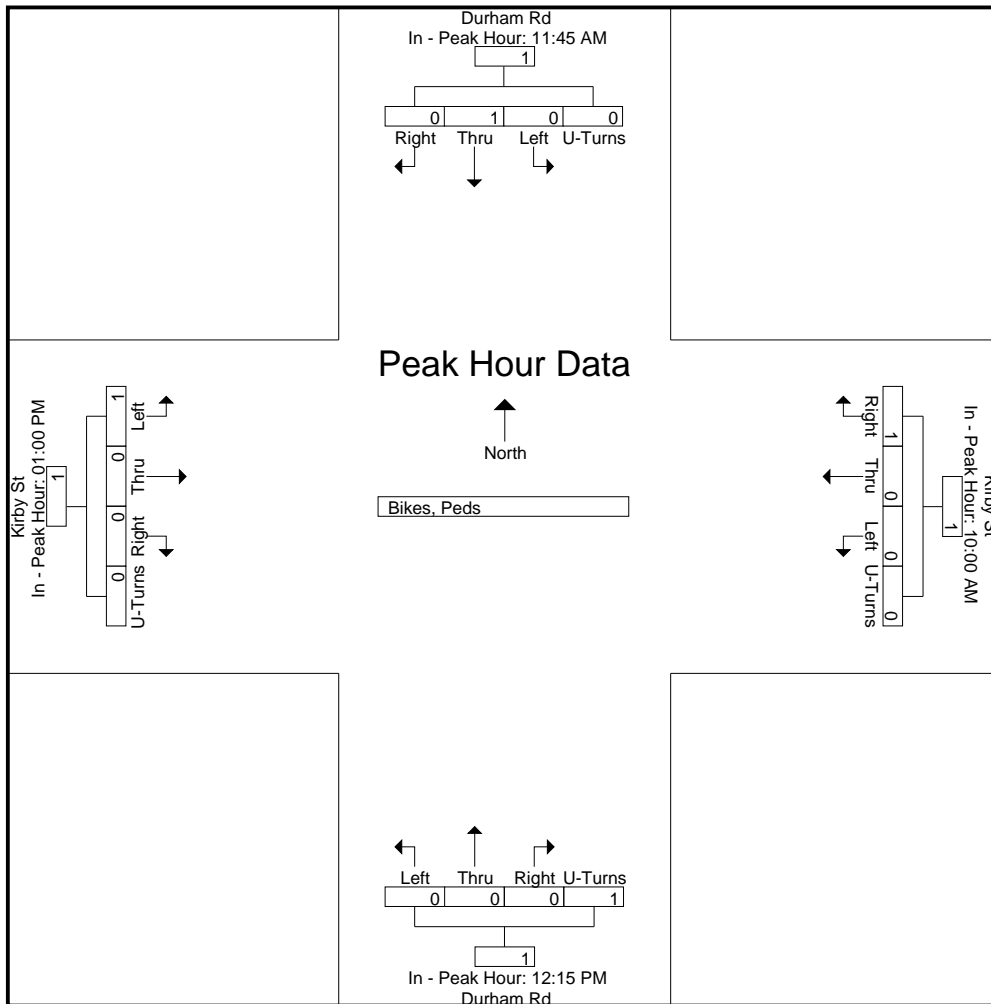
File Name : 14473002 - Durham Rd & Kirby St
Site Code : 14473002
Start Date : 8/30/2017
Page No : 6

Start Time	Durham Rd Southbound					Kirby St Westbound					Durham Rd Northbound					Kirby St Eastbound					Int. Total
	Rig ht	Thr u	Left	Ped s	App. Total	Rig ht	Thr u	Left	Ped s	App. Total	Right	Thr u	Left	Peds	App. Total	Right	Thr u	Left	Peds	App. Total	

Peak Hour Analysis From 10:00 AM to 02:45 PM - Peak 1 of 1

Peak Hour for Each Approach Begins at:

	11:45 AM					10:00 AM					12:15 PM					01:00 PM				
+0 mins.	0	0	0	0	0	0	0	0	0	0	0	0	0	0	0	0	0	0	0	0
+15 mins.	0	0	0	0	0	0	0	0	0	0	0	0	0	0	0	0	0	0	0	0
+30 mins.	0	0	0	0	0	0	0	0	0	0	0	0	0	0	0	0	0	0	0	0
+45 mins.	0	1	0	0	1	1	0	0	0	1	0	0	0	1	1	0	0	1	0	1
Total Volume	0	1	0	0	1	1	0	0	0	1	0	0	0	1	1	0	0	1	0	1
% App. Total	0	100	0	0		100	0	0	0		0	0	0	100		0	0	100	0	
PHF	.000	.250	.000	.000	.250	.250	.000	.000	.000	.250	.000	.000	.000	.250	.250	.000	.000	.250	.000	.250



Quality Counts, LLC

920 Blairhill Rd, STE B106
Charlotte, NC 28217

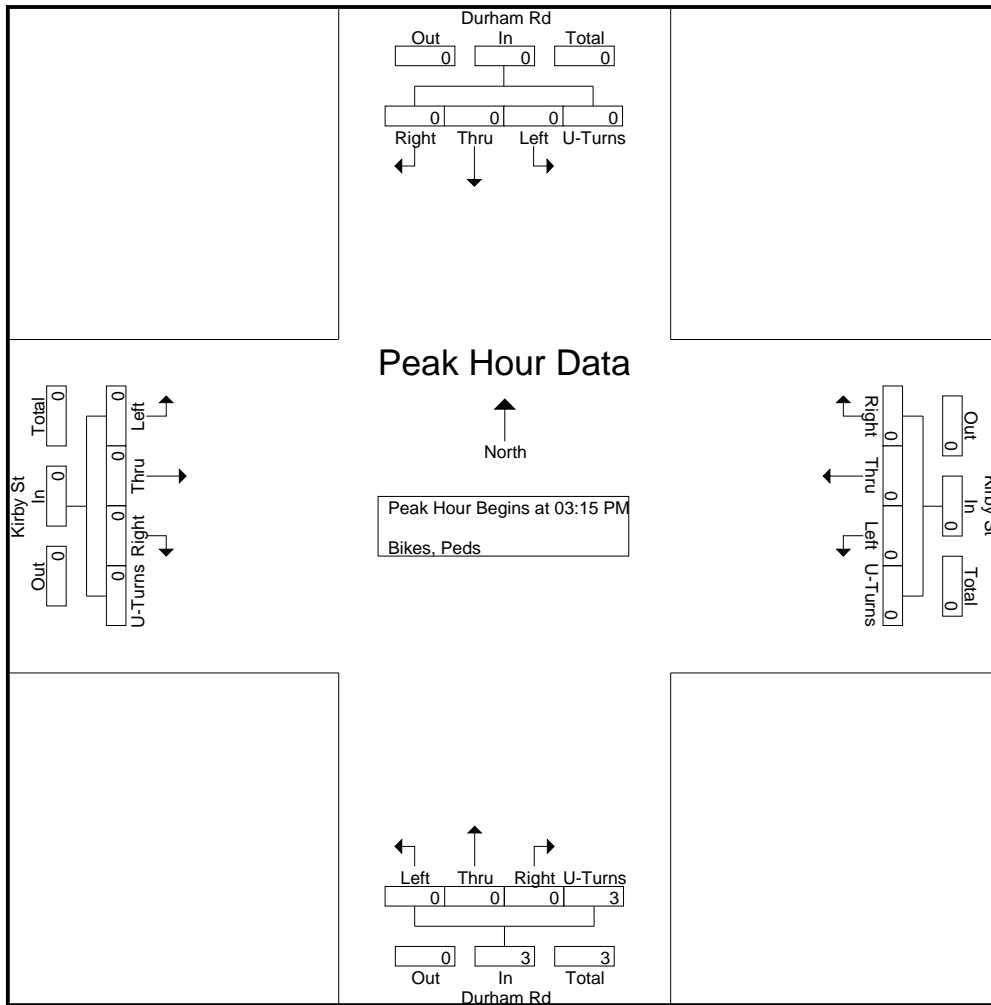
File Name : 14473002 - Durham Rd & Kirby St

Site Code : 14473002

Start Date : 8/30/2017

Page No : 7

Start Time	Durham Rd Southbound					Kirby St Westbound					Durham Rd Northbound					Kirby St Eastbound					Int. Total	
	Right	Thru	Left	Peds	App. Total	Right	Thru	Left	Peds	App. Total	Right	Thru	Left	Peds	App. Total	Right	Thru	Left	Peds	App. Total		
Peak Hour Analysis From 03:00 PM to 06:45 PM - Peak 1 of 1																						
Peak Hour for Entire Intersection Begins at 03:15 PM																						
03:15 PM	0	0	0	0	0	0	0	0	0	0	0	0	0	1	1	0	0	0	0	0	0	1
03:30 PM	0	0	0	0	0	0	0	0	0	0	0	0	0	0	0	0	0	0	0	0	0	0
03:45 PM	0	0	0	0	0	0	0	0	0	0	0	0	0	1	1	0	0	0	0	0	0	1
04:00 PM	0	0	0	0	0	0	0	0	0	0	0	0	0	1	1	0	0	0	0	0	0	1
Total Volume	0	0	0	0	0	0	0	0	0	0	0	0	0	3	3	0	0	0	0	0	0	3
% App. Total	0	0	0	0	0	0	0	0	0	0	0	0	0	100	100	0	0	0	0	0	0	
PHF	.000	.000	.000	.000	.000	.000	.000	.000	.000	.000	.000	.000	.000	.750	.750	.000	.000	.000	.000	.000	.000	.750



Quality Counts, LLC

920 Blairhill Rd, STE B106
Charlotte, NC 28217

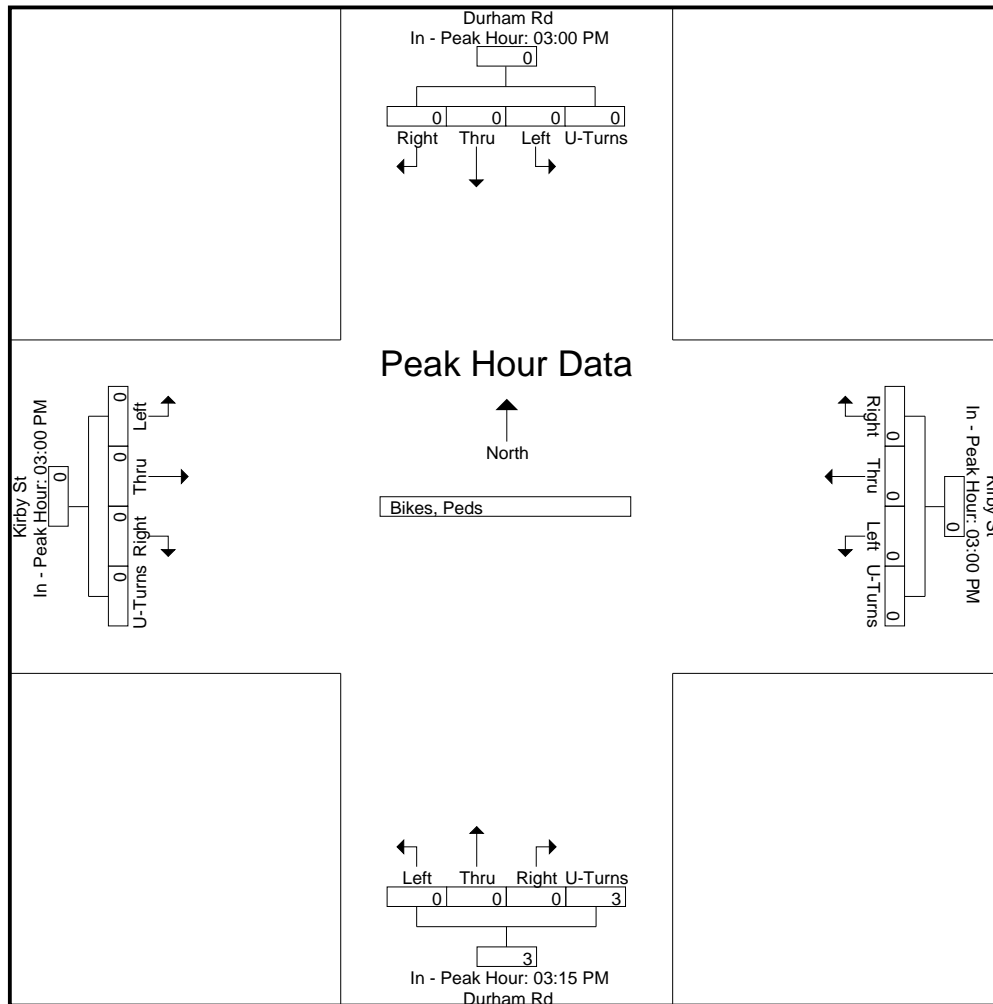
File Name : 14473002 - Durham Rd & Kirby St
Site Code : 14473002
Start Date : 8/30/2017
Page No : 8

Start Time	Durham Rd Southbound					Kirby St Westbound					Durham Rd Northbound					Kirby St Eastbound					Int. Total
	Rig ht	Thr u	Left	Ped s	App. Total	Rig ht	Thr u	Left	Ped s	App. Total	Right	Thr u	Left	Peds	App. Total	Right	Thr u	Left	Peds	App. Total	

Peak Hour Analysis From 03:00 PM to 06:45 PM - Peak 1 of 1

Peak Hour for Each Approach Begins at:

	03:00 PM					03:00 PM					03:15 PM					03:00 PM					
+0 mins.	0	0	0	0	0	0	0	0	0	0	0	0	0	0	1	1	0	0	0	0	0
+15 mins.	0	0	0	0	0	0	0	0	0	0	0	0	0	0	0	0	0	0	0	0	0
+30 mins.	0	0	0	0	0	0	0	0	0	0	0	0	0	0	1	1	0	0	0	0	0
+45 mins.	0	0	0	0	0	0	0	0	0	0	0	0	0	0	1	1	0	0	0	0	0
Total Volume	0	0	0	0	0	0	0	0	0	0	0	0	0	0	3	3	0	0	0	0	0
% App. Total	0	0	0	0	0	0	0	0	0	0	0	0	0	0	100	100	0	0	0	0	0
PHF	.000	.000	.000	.000	.000	.000	.000	.000	.000	.000	.000	.000	.000	.750	.750	.000	.000	.000	.000	.000	



Quality Counts, LLC

920 Blairhill Rd, STE B106
Charlotte, NC 28217

File Name : 14473003 - Durham Rd & Hester St

Site Code : 14473003

Start Date : 8/30/2017

Page No : 1

Groups Printed- Classes 1, 2, 3 - Classes 4, 5, 6, 7 - Classes 8, 9, 10 - Classes 11, 12, 13 - Bikes, Peds

Start Time	Durham Rd Southbound					Hester St Westbound					Durham Rd Northbound					Hester St Eastbound					Int. Total	
	Right	Thru	Left	Peds	App. Total	Right	Thru	Left	Peds	App. Total	Right	Thru	Left	Peds	App. Total	Right	Thru	Left	Peds	App. Total		
06:00 AM	0	161	0	0	161	0	0	0	0	0	0	56	0	0	56	0	0	0	0	0	0	217
06:15 AM	0	203	1	0	204	0	0	0	0	0	1	74	0	0	75	0	0	0	0	0	0	279
06:30 AM	0	199	0	0	199	1	0	0	0	1	0	99	0	0	99	0	0	0	0	0	0	299
06:45 AM	0	202	0	0	202	0	0	0	0	0	0	150	0	0	150	0	0	0	0	0	0	352
Total	0	765	1	0	766	1	0	0	0	1	1	379	0	0	380	0	0	0	0	0	0	1147
07:00 AM	0	203	1	0	204	0	0	0	0	0	1	175	0	0	176	0	0	0	0	0	0	380
07:15 AM	0	245	4	0	249	0	0	0	0	0	1	267	0	0	268	0	0	0	0	0	0	517
07:30 AM	0	251	6	0	257	1	0	0	0	1	3	361	0	0	364	0	0	0	0	0	0	622
07:45 AM	0	264	3	0	267	1	0	1	0	2	3	301	0	0	304	0	0	0	0	0	0	573
Total	0	963	14	0	977	2	0	1	0	3	8	1104	0	0	1112	0	0	0	0	0	0	2092
08:00 AM	0	214	3	0	217	1	0	0	0	1	1	226	0	0	227	0	0	0	0	0	0	445
08:15 AM	0	203	0	0	203	5	0	2	0	7	0	206	0	0	206	0	0	0	0	0	0	416
08:30 AM	0	167	1	0	168	0	0	1	1	2	1	178	0	1	180	0	0	0	0	0	0	350
08:45 AM	0	188	2	0	190	2	0	0	0	2	0	193	0	0	193	0	0	0	0	0	0	385
Total	0	772	6	0	778	8	0	3	1	12	2	803	0	1	806	0	0	0	0	0	0	1596
09:00 AM	0	175	0	0	175	1	0	1	0	2	1	174	0	0	175	0	0	0	0	0	0	352
09:15 AM	0	168	1	0	169	2	0	0	0	2	1	198	0	0	199	0	0	0	0	0	0	370
09:30 AM	0	185	4	0	189	1	0	3	0	4	7	171	0	0	178	0	0	0	0	0	0	371
09:45 AM	0	187	1	0	188	3	0	5	0	8	2	199	0	0	201	0	0	0	0	0	0	397
Total	0	715	6	0	721	7	0	9	0	16	11	742	0	0	753	0	0	0	0	0	0	1490
10:00 AM	0	218	1	0	219	3	0	0	0	3	1	179	0	0	180	0	0	0	0	0	0	402
10:15 AM	0	203	3	1	207	2	0	1	0	3	0	173	0	0	173	0	0	0	0	0	0	383
10:30 AM	0	185	1	0	186	1	0	2	0	3	5	184	0	0	189	0	0	0	0	0	0	378
10:45 AM	0	200	4	0	204	4	0	1	0	5	2	202	0	0	204	0	0	0	0	0	0	413
Total	0	806	9	1	816	10	0	4	0	14	8	738	0	0	746	0	0	0	0	0	0	1576
11:00 AM	0	226	1	0	227	2	0	3	0	5	2	181	0	0	183	0	0	0	0	0	0	415
11:15 AM	0	239	1	0	240	1	0	0	0	1	2	215	0	0	217	0	0	0	0	0	0	458
11:30 AM	0	251	2	0	253	3	0	0	0	3	1	224	0	0	225	0	0	0	0	0	0	481
11:45 AM	0	215	0	0	215	1	0	3	0	4	2	241	0	0	243	0	0	0	0	0	0	462
Total	0	931	4	0	935	7	0	6	0	13	7	861	0	0	868	0	0	0	0	0	0	1816
12:00 PM	0	256	1	0	257	4	0	2	0	6	2	237	0	0	239	0	0	0	0	0	0	502
12:15 PM	0	265	0	0	265	5	0	3	0	8	3	226	0	0	229	0	0	0	0	0	0	502
12:30 PM	0	260	0	0	260	2	0	2	1	5	1	221	0	0	222	0	0	0	0	0	0	487
12:45 PM	0	224	4	0	228	2	0	1	0	3	1	223	0	0	224	0	0	0	0	0	0	455
Total	0	1005	5	0	1010	13	0	8	1	22	7	907	0	0	914	0	0	0	0	0	0	1946
01:00 PM	0	220	5	0	225	1	0	2	0	3	1	233	0	0	234	0	0	0	0	0	0	462
01:15 PM	0	227	2	0	229	0	0	0	0	0	0	213	0	0	213	0	0	0	0	0	0	442
01:30 PM	0	208	2	0	210	0	0	2	0	2	2	244	0	0	246	0	0	0	0	0	0	458
01:45 PM	0	246	4	0	250	1	0	1	0	2	0	227	0	0	227	0	0	0	0	0	0	479
Total	0	901	13	0	914	2	0	5	0	7	3	917	0	0	920	0	0	0	0	0	0	1841
02:00 PM	0	226	2	0	228	1	0	1	1	3	2	219	0	0	221	0	0	0	0	0	0	452
02:15 PM	0	242	2	0	244	3	0	2	0	5	1	203	0	0	204	0	0	0	0	0	0	453
02:30 PM	0	224	4	0	228	2	0	1	0	3	0	257	0	0	257	0	0	0	0	0	0	488
02:45 PM	0	264	0	1	265	2	0	1	0	3	1	265	0	0	266	0	0	0	0	0	0	534
Total	0	956	8	1	965	8	0	5	1	14	4	944	0	0	948	0	0	0	0	0	0	1927
03:00 PM	0	296	0	0	296	1	0	1	0	2	1	278	0	0	279	0	0	0	0	0	0	577
03:15 PM	0	344	1	0	345	0	0	0	0	0	0	225	0	0	225	0	0	0	0	0	0	570
03:30 PM	0	297	2	0	299	0	0	1	0	1	2	281	0	0	283	0	0	0	0	0	0	583
03:45 PM	0	294	1	1	296	1	0	3	0	4	1	245	0	0	246	0	0	0	0	0	0	546
Total	0	1231	4	1	1236	2	0	5	0	7	4	1029	0	0	1033	0	0	0	0	0	0	2276

Quality Counts, LLC

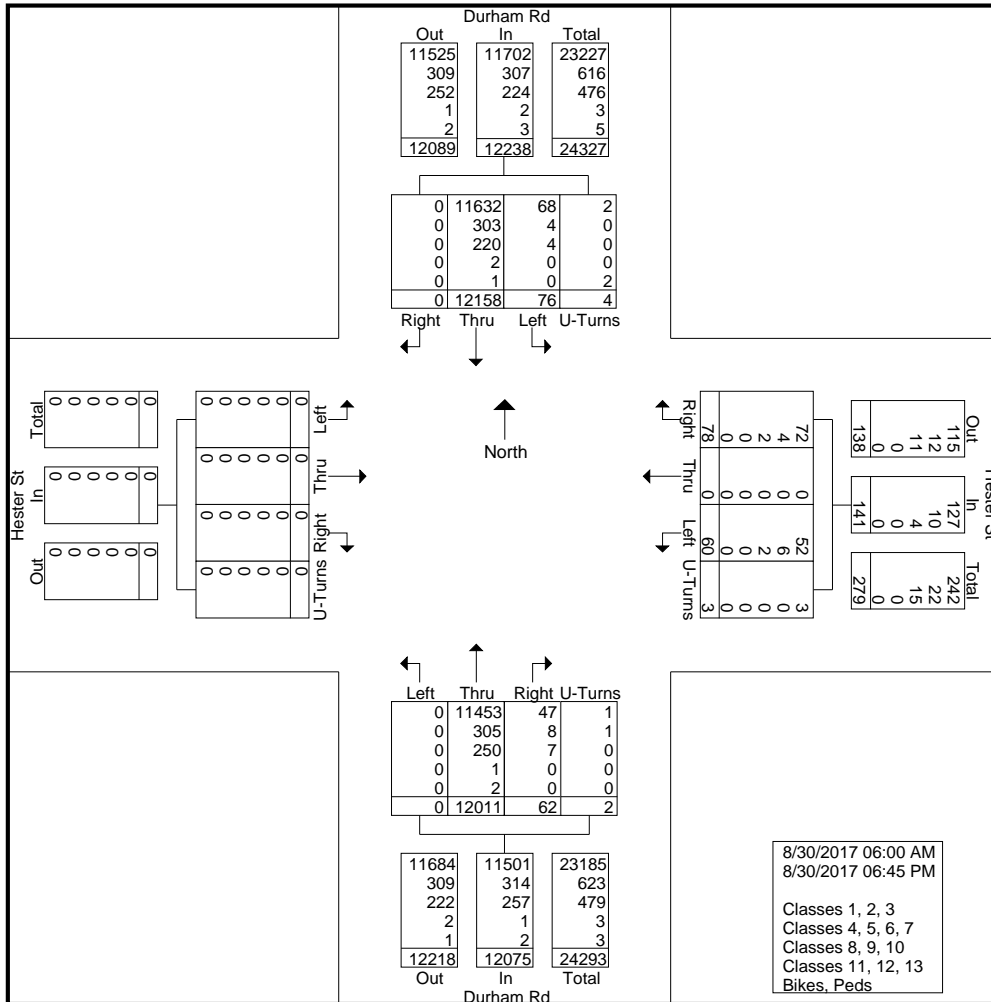
920 Blairhill Rd, STE B106
Charlotte, NC 28217

File Name : 14473003 - Durham Rd & Hester St

Site Code : 14473003

Start Date : 8/30/2017

Page No : 3

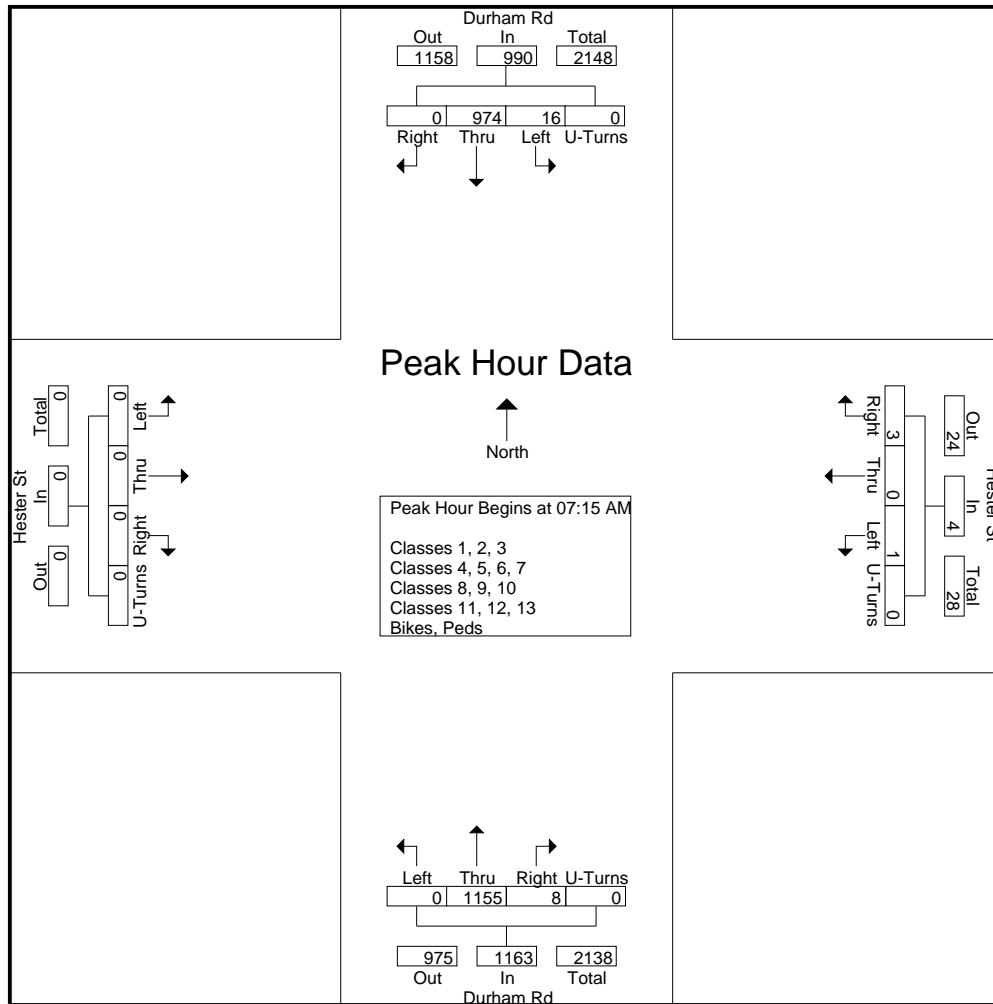


Quality Counts, LLC

920 Blairhill Rd, STE B106
Charlotte, NC 28217

File Name : 14473003 - Durham Rd & Hester St
Site Code : 14473003
Start Date : 8/30/2017
Page No : 4

Start Time	Durham Rd Southbound					Hester St Westbound					Durham Rd Northbound					Hester St Eastbound					Int. Total
	Right	Thru	Left	Peds	App. Total	Right	Thru	Left	Peds	App. Total	Right	Thru	Left	Peds	App. Total	Right	Thru	Left	Peds	App. Total	
Peak Hour Analysis From 06:00 AM to 09:45 AM - Peak 1 of 1																					
Peak Hour for Entire Intersection Begins at 07:15 AM																					
07:15 AM	0	245	4	0	249	0	0	0	0	0	1	267	0	0	268	0	0	0	0	0	517
07:30 AM	0	251	6	0	257	1	0	0	0	1	3	361	0	0	364	0	0	0	0	0	622
07:45 AM	0	264	3	0	267	1	0	1	0	2	3	301	0	0	304	0	0	0	0	0	573
08:00 AM	0	214	3	0	217	1	0	0	0	1	1	226	0	0	227	0	0	0	0	0	445
Total Volume	0	974	16	0	990	3	0	1	0	4	8	1155	0	0	1163	0	0	0	0	0	2157
% App. Total	0	98.4	1.6	0		75	0	25	0		0.7	99.3	0	0		0	0	0	0		
PHF	.000	.922	.667	.000	.927	.750	.000	.250	.000	.500	.667	.800	.000	.000	.799	.000	.000	.000	.000	.000	.867



Quality Counts, LLC

920 Blairhill Rd, STE B106
Charlotte, NC 28217

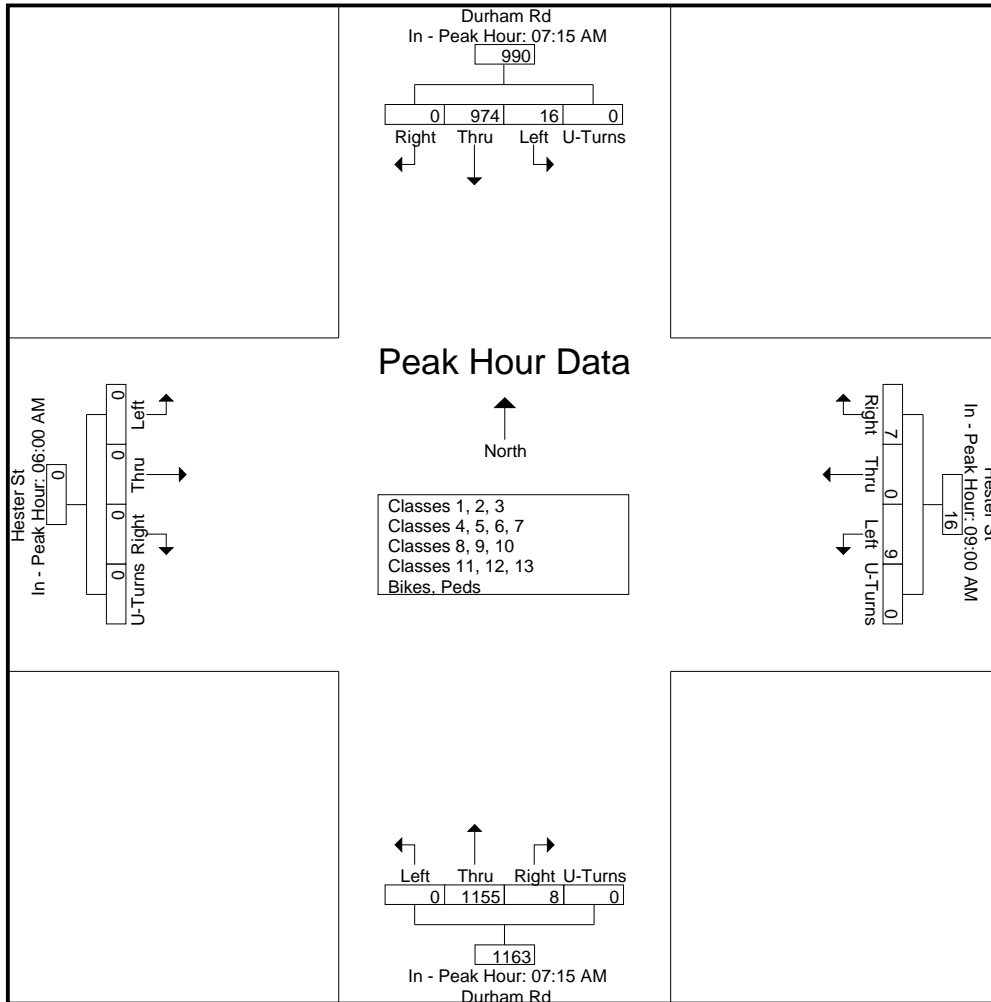
File Name : 14473003 - Durham Rd & Hester St
Site Code : 14473003
Start Date : 8/30/2017
Page No : 5

Start Time	Durham Rd Southbound					Hester St Westbound					Durham Rd Northbound					Hester St Eastbound					Int. Total
	Right	Thru	Left	Peds	App. Total	Right	Thru	Left	Peds	App. Total	Right	Thru	Left	Peds	App. Total	Right	Thru	Left	Peds	App. Total	

Peak Hour Analysis From 06:00 AM to 09:45 AM - Peak 1 of 1

Peak Hour for Each Approach Begins at:

	07:15 AM					09:00 AM					07:15 AM					06:00 AM				
+0 mins.	0	245	4	0	249	1	0	1	0	2	1	267	0	0	268	0	0	0	0	0
+15 mins.	0	251	6	0	257	2	0	0	0	2	3	361	0	0	364	0	0	0	0	0
+30 mins.	0	264	3	0	267	1	0	3	0	4	3	301	0	0	304	0	0	0	0	0
+45 mins.	0	214	3	0	217	3	0	5	0	8	1	226	0	0	227	0	0	0	0	0
Total Volume	0	974	16	0	990	7	0	9	0	16	8	1155	0	0	1163	0	0	0	0	0
% App. Total	0	98.4	1.6	0		43.8	0	56.2	0		0.7	99.3	0	0		0	0	0	0	
PHF	.000	.922	.667	.000	.927	.583	.000	.450	.000	.500	.667	.800	.000	.000	.799	.000	.000	.000	.000	.000

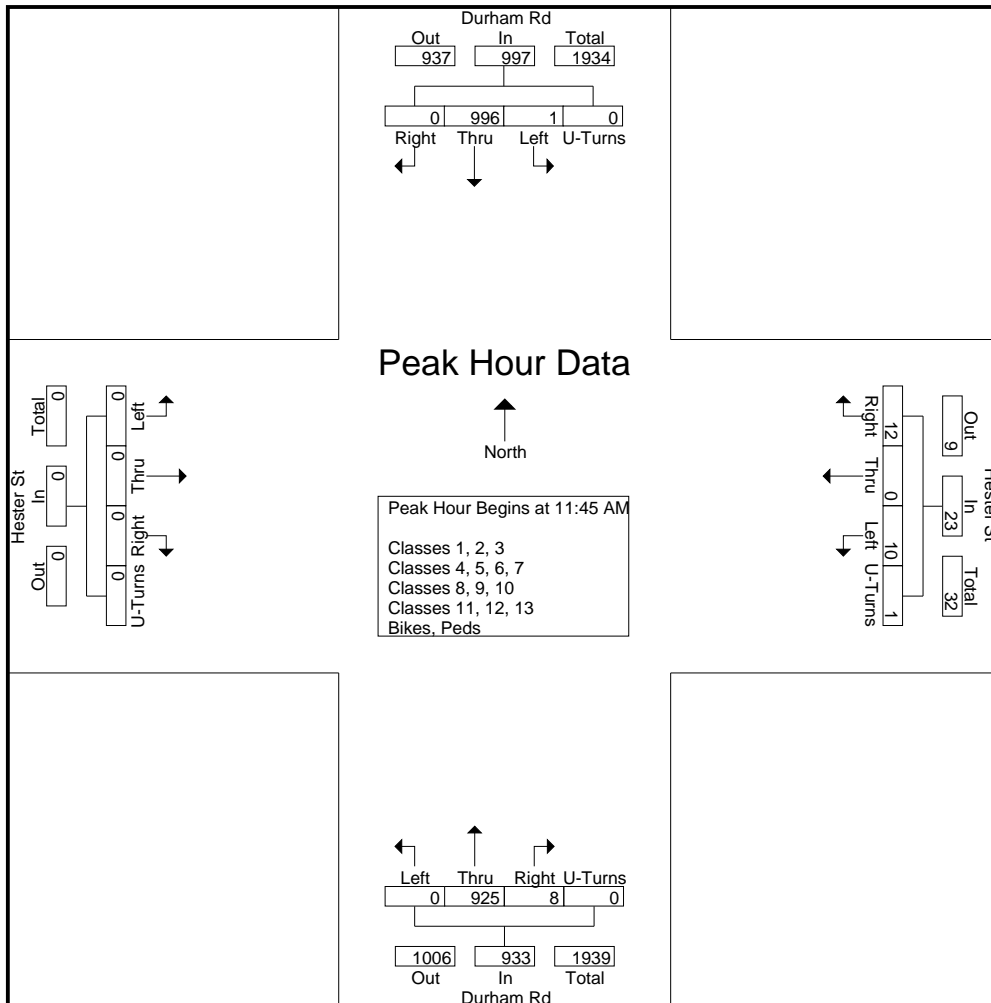


Quality Counts, LLC

920 Blairhill Rd, STE B106
Charlotte, NC 28217

File Name : 14473003 - Durham Rd & Hester St
Site Code : 14473003
Start Date : 8/30/2017
Page No : 6

Start Time	Durham Rd Southbound					Hester St Westbound					Durham Rd Northbound					Hester St Eastbound					Int. Total
	Right	Thru	Left	Peds	App. Total	Right	Thru	Left	Peds	App. Total	Right	Thru	Left	Peds	App. Total	Right	Thru	Left	Peds	App. Total	
Peak Hour Analysis From 10:00 AM to 02:45 PM - Peak 1 of 1																					
Peak Hour for Entire Intersection Begins at 11:45 AM																					
11:45 AM	0	215	0	0	215	1	0	3	0	4	2	241	0	0	243	0	0	0	0	0	462
12:00 PM	0	256	1	0	257	4	0	2	0	6	2	237	0	0	239	0	0	0	0	0	502
12:15 PM	0	265	0	0	265	5	0	3	0	8	3	226	0	0	229	0	0	0	0	0	502
12:30 PM	0	260	0	0	260	2	0	2	1	5	1	221	0	0	222	0	0	0	0	0	487
Total Volume	0	996	1	0	997	12	0	10	1	23	8	925	0	0	933	0	0	0	0	0	1953
% App. Total	0	99.9	0.1	0		52.2	0	43.5	4.3		0.9	99.1	0	0		0	0	0	0		
PHF	.000	.940	.250	.000	.941	.600	.000	.833	.250	.719	.667	.960	.000	.000	.960	.000	.000	.000	.000	.000	.973



Quality Counts, LLC

920 Blairhill Rd, STE B106
Charlotte, NC 28217

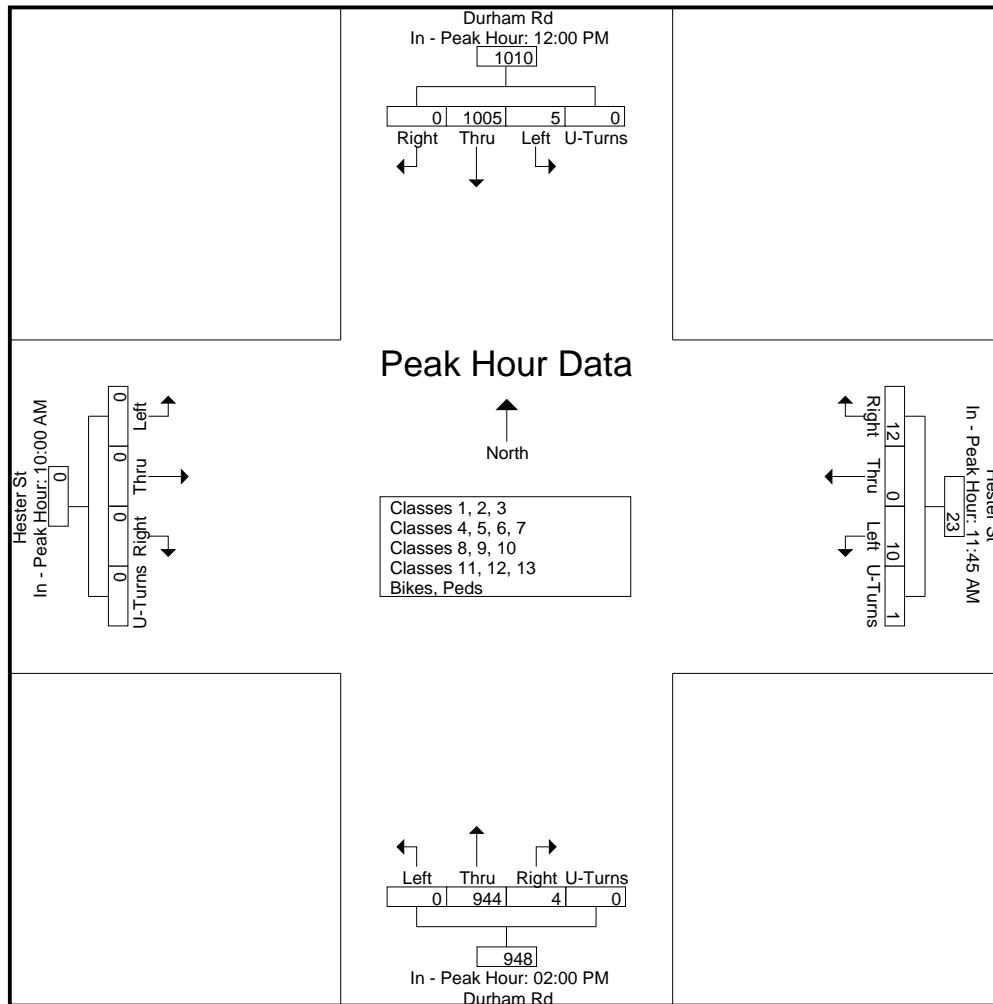
File Name : 14473003 - Durham Rd & Hester St
Site Code : 14473003
Start Date : 8/30/2017
Page No : 7

Start Time	Durham Rd Southbound					Hester St Westbound					Durham Rd Northbound					Hester St Eastbound					Int. Total
	Rig ht	Thr u	Left	Ped s	App. Total	Rig ht	Thr u	Left	Ped s	App. Total	Right	Thr u	Left	Peds	App. Total	Right	Thr u	Left	Peds	App. Total	

Peak Hour Analysis From 10:00 AM to 02:45 PM - Peak 1 of 1

Peak Hour for Each Approach Begins at:

	12:00 PM					11:45 AM					02:00 PM					10:00 AM				
+0 mins.	0	256	1	0	257	1	0	3	0	4	2	219	0	0	221	0	0	0	0	0
+15 mins.	0	265	0	0	265	4	0	2	0	6	1	203	0	0	204	0	0	0	0	0
+30 mins.	0	260	0	0	260	5	0	3	0	8	0	257	0	0	257	0	0	0	0	0
+45 mins.	0	224	4	0	228	2	0	2	1	5	1	265	0	0	266	0	0	0	0	0
Total Volume	0	1005	5	0	1010	12	0	10	1	23	4	944	0	0	948	0	0	0	0	0
% App. Total	0	99.5	0.5	0		52.2	0	43.5	4.3		0.4	99.6	0	0		0	0	0	0	
PHF	.000	.948	.313	.000	.953	.600	.000	.833	.250	.719	.500	.891	.000	.000	.891	.000	.000	.000	.000	.000

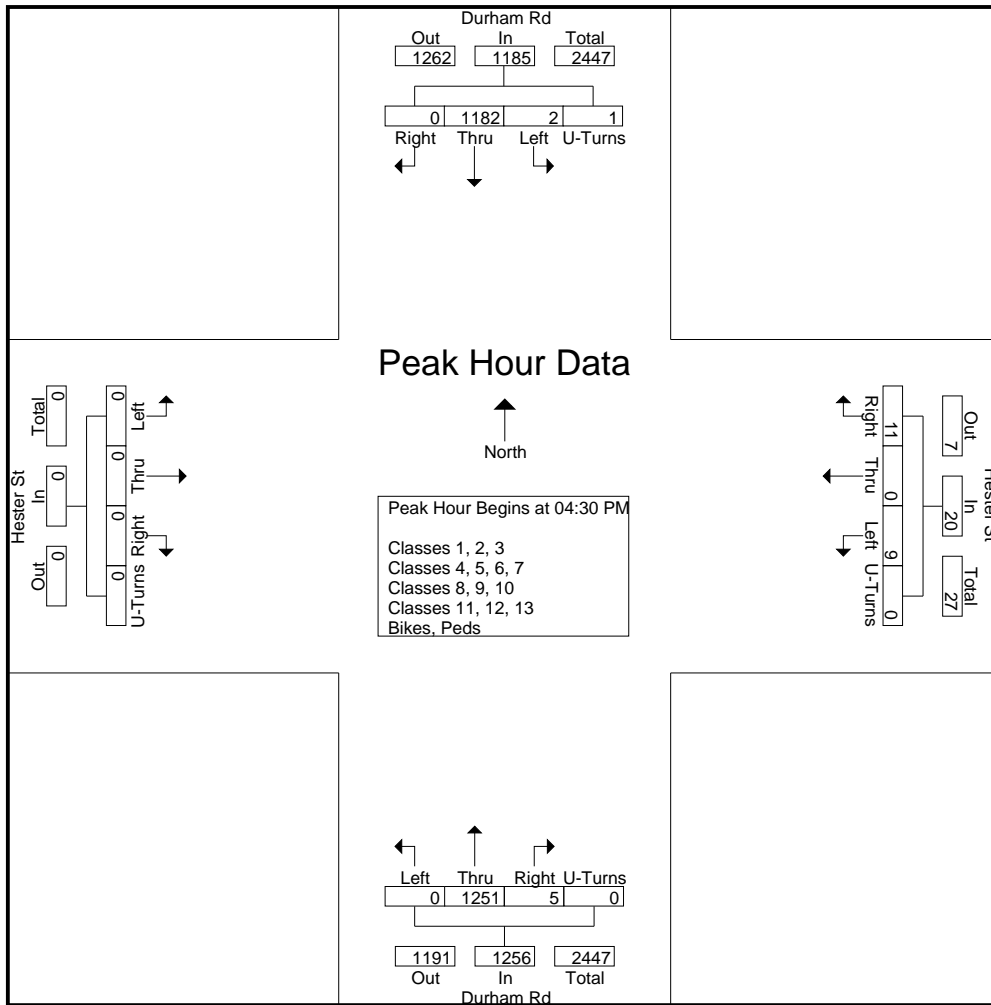


Quality Counts, LLC

920 Blairhill Rd, STE B106
Charlotte, NC 28217

File Name : 14473003 - Durham Rd & Hester St
Site Code : 14473003
Start Date : 8/30/2017
Page No : 8

Start Time	Durham Rd Southbound					Hester St Westbound					Durham Rd Northbound					Hester St Eastbound					Int. Total
	Rig ht	Thr u	Left	Ped s	App. Total	Rig ht	Thr u	Left	Ped s	App. Total	Right	Thr u	Left	Peds	App. Total	Right	Thr u	Left	Peds	App. Total	
Peak Hour Analysis From 03:00 PM to 06:45 PM - Peak 1 of 1																					
Peak Hour for Entire Intersection Begins at 04:30 PM																					
04:30 PM	0	276	2	0	278	1	0	1	0	2	3	317	0	0	320	0	0	0	0	0	600
04:45 PM	0	276	0	1	277	4	0	2	0	6	0	275	0	0	275	0	0	0	0	0	558
05:00 PM	0	335	0	0	335	5	0	6	0	11	2	310	0	0	312	0	0	0	0	0	658
05:15 PM	0	295	0	0	295	1	0	0	0	1	0	349	0	0	349	0	0	0	0	0	645
Total Volume	0	1182	2	1	1185	11	0	9	0	20	5	1251	0	0	1256	0	0	0	0	0	2461
% App. Total	0	99.7	0.2	0.1		55	0	45	0		0.4	99.6	0	0		0	0	0	0		
PHF	.000	.882	.250	.250	.884	.550	.000	.375	.000	.455	.417	.896	.000	.000	.900	.000	.000	.000	.000	.000	.935



Quality Counts, LLC

920 Blairhill Rd, STE B106
Charlotte, NC 28217

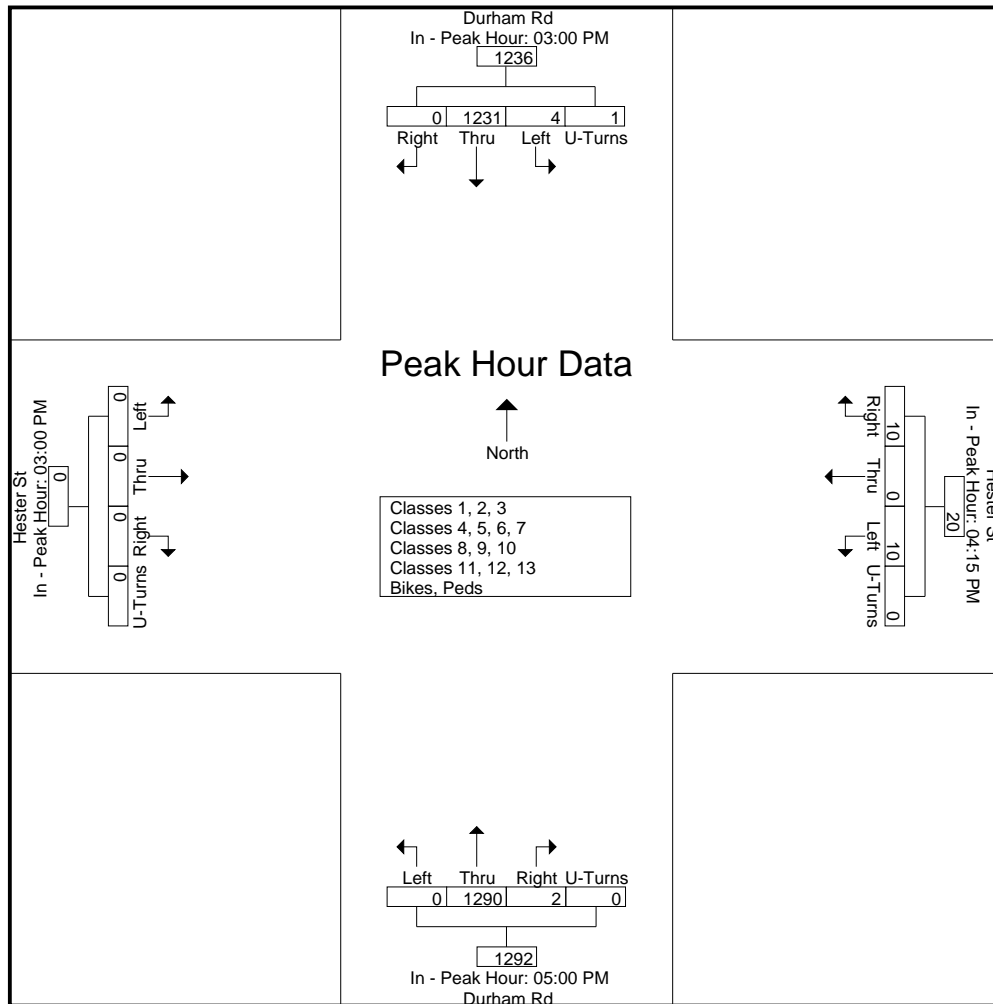
File Name : 14473003 - Durham Rd & Hester St
Site Code : 14473003
Start Date : 8/30/2017
Page No : 9

Start Time	Durham Rd Southbound					Hester St Westbound					Durham Rd Northbound					Hester St Eastbound					Int. Total
	Rig ht	Thr u	Left	Ped s	App. Total	Rig ht	Thr u	Left	Ped s	App. Total	Right	Thr u	Left	Peds	App. Total	Right	Thr u	Left	Peds	App. Total	

Peak Hour Analysis From 03:00 PM to 06:45 PM - Peak 1 of 1

Peak Hour for Each Approach Begins at:

	03:00 PM					04:15 PM					05:00 PM					03:00 PM				
+0 mins.	0	296	0	0	296	0	0	1	0	1	2	310	0	0	312	0	0	0	0	0
+15 mins.	0	344	1	0	345	1	0	1	0	2	0	349	0	0	349	0	0	0	0	0
+30 mins.	0	297	2	0	299	4	0	2	0	6	0	319	0	0	319	0	0	0	0	0
+45 mins.	0	294	1	1	296	5	0	6	0	11	0	312	0	0	312	0	0	0	0	0
Total Volume	0	1231	4	1	1236	10	0	10	0	20	2	1290	0	0	1292	0	0	0	0	0
% App. Total	0	99.6	0.3	0.1		50	0	50	0		0.2	99.8	0	0		0	0	0	0	
PHF	.000	.895	.500	.250	.896	.500	.000	.417	.000	.455	.250	.924	.000	.000	.926	.000	.000	.000	.000	.000



Quality Counts, LLC

920 Blairhill Rd, STE B106
Charlotte, NC 28217

File Name : 14473003 - Durham Rd & Hester St

Site Code : 14473003

Start Date : 8/30/2017

Page No : 1

Groups Printed- Classes 1, 2, 3

Start Time	Durham Rd Southbound					Hester St Westbound					Durham Rd Northbound					Hester St Eastbound					Int. Total
	Right	Thru	Left	U-Turns	App. Total	Right	Thru	Left	U-Turns	App. Total	Right	Thru	Left	U-Turns	App. Total	Right	Thru	Left	U-Turns	App. Total	
06:00 AM	0	152	0	0	152	0	0	0	0	0	0	49	0	0	49	0	0	0	0	0	201
06:15 AM	0	193	1	0	194	0	0	0	0	0	0	69	0	0	69	0	0	0	0	0	263
06:30 AM	0	192	0	0	192	1	0	0	0	1	0	90	0	0	90	0	0	0	0	0	283
06:45 AM	0	190	0	0	190	0	0	0	0	0	0	141	0	0	141	0	0	0	0	0	331
Total	0	727	1	0	728	1	0	0	0	1	0	349	0	0	349	0	0	0	0	0	1078
07:00 AM	0	194	1	0	195	0	0	0	0	0	1	166	0	0	167	0	0	0	0	0	362
07:15 AM	0	231	4	0	235	0	0	0	0	0	1	253	0	0	254	0	0	0	0	0	489
07:30 AM	0	234	6	0	240	1	0	0	0	1	3	345	0	0	348	0	0	0	0	0	589
07:45 AM	0	250	3	0	253	1	0	1	0	2	2	290	0	0	292	0	0	0	0	0	547
Total	0	909	14	0	923	2	0	1	0	3	7	1054	0	0	1061	0	0	0	0	0	1987
08:00 AM	0	199	3	0	202	1	0	0	0	1	1	216	0	0	217	0	0	0	0	0	420
08:15 AM	0	190	0	0	190	4	0	0	0	4	0	191	0	0	191	0	0	0	0	0	385
08:30 AM	0	152	1	0	153	0	0	1	1	2	1	161	0	1	163	0	0	0	0	0	318
08:45 AM	0	174	2	0	176	2	0	0	0	2	0	181	0	0	181	0	0	0	0	0	359
Total	0	715	6	0	721	7	0	1	1	9	2	749	0	1	752	0	0	0	0	0	1482
09:00 AM	0	162	0	0	162	1	0	1	0	2	1	158	0	0	159	0	0	0	0	0	323
09:15 AM	0	157	1	0	158	2	0	0	0	2	0	180	0	0	180	0	0	0	0	0	340
09:30 AM	0	172	3	0	175	1	0	2	0	3	4	156	0	0	160	0	0	0	0	0	338
09:45 AM	0	182	1	0	183	2	0	4	0	6	2	180	0	0	182	0	0	0	0	0	371
Total	0	673	5	0	678	6	0	7	0	13	7	674	0	0	681	0	0	0	0	0	1372
10:00 AM	0	209	1	0	210	3	0	0	0	3	1	159	0	0	160	0	0	0	0	0	373
10:15 AM	0	181	2	1	184	2	0	1	0	3	0	161	0	0	161	0	0	0	0	0	348
10:30 AM	0	175	1	0	176	1	0	2	0	3	5	174	0	0	179	0	0	0	0	0	358
10:45 AM	0	181	3	0	184	4	0	1	0	5	2	197	0	0	199	0	0	0	0	0	388
Total	0	746	7	1	754	10	0	4	0	14	8	691	0	0	699	0	0	0	0	0	1467
11:00 AM	0	217	1	0	218	2	0	3	0	5	2	170	0	0	172	0	0	0	0	0	395
11:15 AM	0	221	0	0	221	1	0	0	0	1	1	194	0	0	195	0	0	0	0	0	417
11:30 AM	0	241	2	0	243	2	0	0	0	2	1	212	0	0	213	0	0	0	0	0	458
11:45 AM	0	210	0	0	210	1	0	2	0	3	2	234	0	0	236	0	0	0	0	0	449
Total	0	889	3	0	892	6	0	5	0	11	6	810	0	0	816	0	0	0	0	0	1719
12:00 PM	0	249	1	0	250	4	0	1	0	5	1	228	0	0	229	0	0	0	0	0	484
12:15 PM	0	257	0	0	257	4	0	2	0	6	3	221	0	0	224	0	0	0	0	0	487
12:30 PM	0	245	0	0	245	2	0	2	1	5	1	212	0	0	213	0	0	0	0	0	463
12:45 PM	0	211	4	0	215	2	0	1	0	3	1	203	0	0	204	0	0	0	0	0	422
Total	0	962	5	0	967	12	0	6	1	19	6	864	0	0	870	0	0	0	0	0	1856
01:00 PM	0	212	5	0	217	1	0	2	0	3	1	223	0	0	224	0	0	0	0	0	444
01:15 PM	0	218	2	0	220	0	0	0	0	0	0	201	0	0	201	0	0	0	0	0	421
01:30 PM	0	201	1	0	202	0	0	2	0	2	0	234	0	0	234	0	0	0	0	0	438
01:45 PM	0	238	3	0	241	1	0	1	0	2	0	215	0	0	215	0	0	0	0	0	458
Total	0	869	11	0	880	2	0	5	0	7	1	873	0	0	874	0	0	0	0	0	1761
02:00 PM	0	217	1	0	218	1	0	1	1	3	2	209	0	0	211	0	0	0	0	0	432
02:15 PM	0	229	2	0	231	3	0	1	0	4	0	197	0	0	197	0	0	0	0	0	432
02:30 PM	0	217	4	0	221	2	0	1	0	3	0	239	0	0	239	0	0	0	0	0	463
02:45 PM	0	242	0	0	242	2	0	1	0	3	1	255	0	0	256	0	0	0	0	0	501
Total	0	905	7	0	912	8	0	4	1	13	3	900	0	0	903	0	0	0	0	0	1828
03:00 PM	0	289	0	0	289	1	0	1	0	2	0	268	0	0	268	0	0	0	0	0	559
03:15 PM	0	332	1	0	333	0	0	0	0	0	0	213	0	0	213	0	0	0	0	0	546
03:30 PM	0	287	1	0	288	0	0	1	0	1	1	262	0	0	263	0	0	0	0	0	552
03:45 PM	0	286	1	0	287	0	0	3	0	3	1	233	0	0	234	0	0	0	0	0	524
Total	0	1194	3	0	1197	1	0	5	0	6	2	976	0	0	978	0	0	0	0	0	2181

Quality Counts, LLC

920 Blairhill Rd, STE B106
Charlotte, NC 28217

File Name : 14473003 - Durham Rd & Hester St

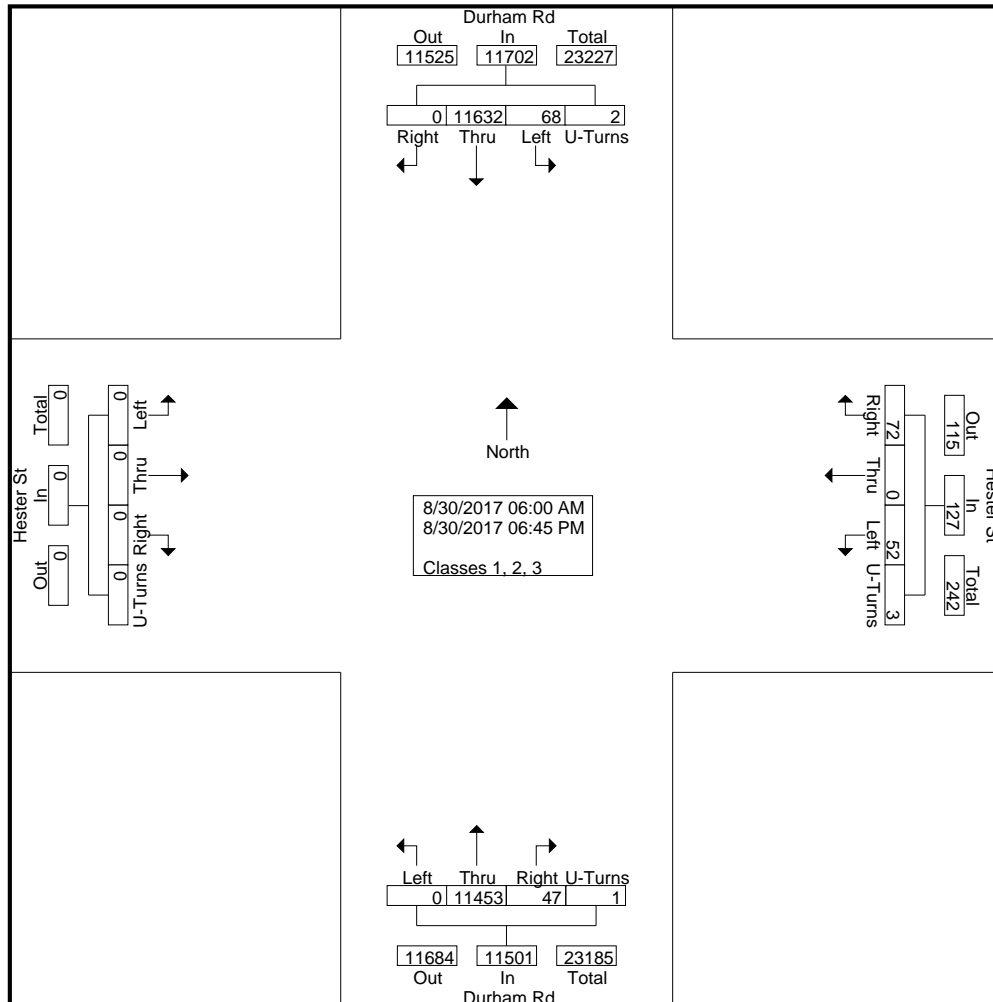
Site Code : 14473003

Start Date : 8/30/2017

Page No : 2

Groups Printed- Classes 1, 2, 3

Start Time	Durham Rd Southbound					Hester St Westbound					Durham Rd Northbound					Hester St Eastbound					Int. Total
	Right	Thru	Left	U-Turns	App. Total	Right	Thru	Left	U-Turns	App. Total	Right	Thru	Left	U-Turns	App. Total	Right	Thru	Left	U-Turns	App. Total	
04:00 PM	0	278	2	0	280	3	0	1	0	4	0	297	0	0	297	0	0	0	0	0	581
04:15 PM	0	233	2	0	235	0	0	1	0	1	0	314	0	0	314	0	0	0	0	0	550
04:30 PM	0	267	2	0	269	1	0	1	0	2	3	308	0	0	311	0	0	0	0	0	582
04:45 PM	0	268	0	1	269	3	0	2	0	5	0	270	0	0	270	0	0	0	0	0	544
Total	0	1046	6	1	1053	7	0	5	0	12	3	1189	0	0	1192	0	0	0	0	0	2257
05:00 PM	0	326	0	0	326	5	0	6	0	11	2	305	0	0	307	0	0	0	0	0	644
05:15 PM	0	288	0	0	288	1	0	0	0	1	0	342	0	0	342	0	0	0	0	0	631
05:30 PM	0	236	0	0	236	0	0	0	0	0	0	314	0	0	314	0	0	0	0	0	550
05:45 PM	0	252	0	0	252	0	0	0	0	0	0	308	0	0	308	0	0	0	0	0	560
Total	0	1102	0	0	1102	6	0	6	0	12	2	1269	0	0	1271	0	0	0	0	0	2385
06:00 PM	0	229	0	0	229	0	0	0	0	0	0	291	0	0	291	0	0	0	0	0	520
06:15 PM	0	221	0	0	221	0	0	0	0	0	0	263	0	0	263	0	0	0	0	0	484
06:30 PM	0	237	0	0	237	0	0	0	0	0	0	271	0	0	271	0	0	0	0	0	508
06:45 PM	0	208	0	0	208	4	0	3	0	7	0	230	0	0	230	0	0	0	0	0	445
Total	0	895	0	0	895	4	0	3	0	7	0	1055	0	0	1055	0	0	0	0	0	1957
Grand Total	0	11632	68	2	11702	72	0	52	3	127	47	11453	0	1	11501	0	0	0	0	0	23330
Apprch %	0	99.4	0.6	0		56.7	0	40.9	2.4		0.4	99.6	0	0		0	0	0	0	0	
Total %	0	49.9	0.3	0	50.2	0.3	0	0.2	0	0.5	0.2	49.1	0	0	49.3	0	0	0	0	0	

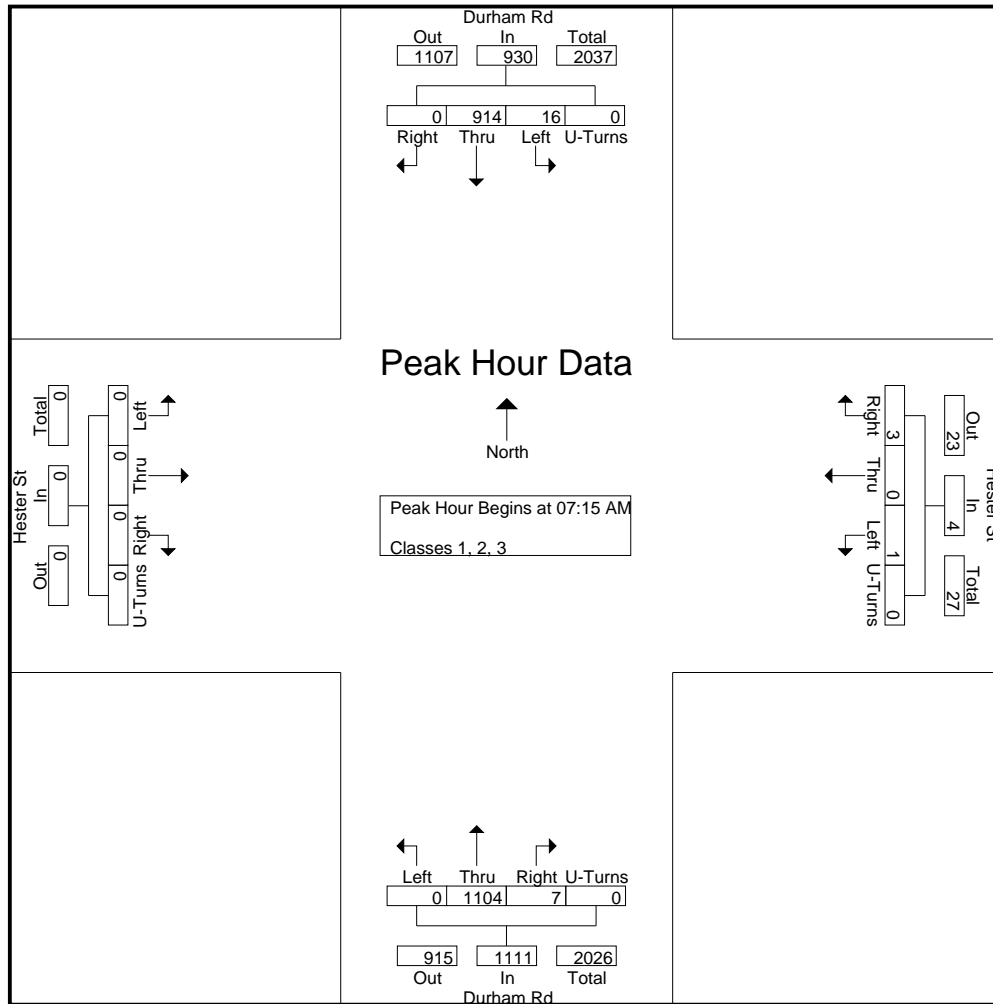


Quality Counts, LLC

920 Blairhill Rd, STE B106
Charlotte, NC 28217

File Name : 14473003 - Durham Rd & Hester St
Site Code : 14473003
Start Date : 8/30/2017
Page No : 3

Start Time	Durham Rd Southbound					Hester St Westbound					Durham Rd Northbound					Hester St Eastbound					Int. Total
	Right	Thru	Left	U-Turns	App. Total	Right	Thru	Left	U-Turns	App. Total	Right	Thru	Left	U-Turns	App. Total	Right	Thru	Left	U-Turns	App. Total	
Peak Hour Analysis From 06:00 AM to 09:45 AM - Peak 1 of 1																					
Peak Hour for Entire Intersection Begins at 07:15 AM																					
07:15 AM	0	231	4	0	235	0	0	0	0	0	1	253	0	0	254	0	0	0	0	0	489
07:30 AM	0	234	6	0	240	1	0	0	0	1	3	345	0	0	348	0	0	0	0	0	589
07:45 AM	0	250	3	0	253	1	0	1	0	2	2	290	0	0	292	0	0	0	0	0	547
08:00 AM	0	199	3	0	202	1	0	0	0	1	1	216	0	0	217	0	0	0	0	0	420
Total Volume	0	914	16	0	930	3	0	1	0	4	7	1104	0	0	1111	0	0	0	0	0	2045
% App. Total	0	98.3	1.7	0		75	0	25	0		0.6	99.4	0	0		0	0	0	0		
PHF	.000	.914	.667	.000	.919	.750	.000	.250	.000	.500	.583	.800	.000	.000	.798	.000	.000	.000	.000	.000	.868



Quality Counts, LLC

920 Blairhill Rd, STE B106
Charlotte, NC 28217

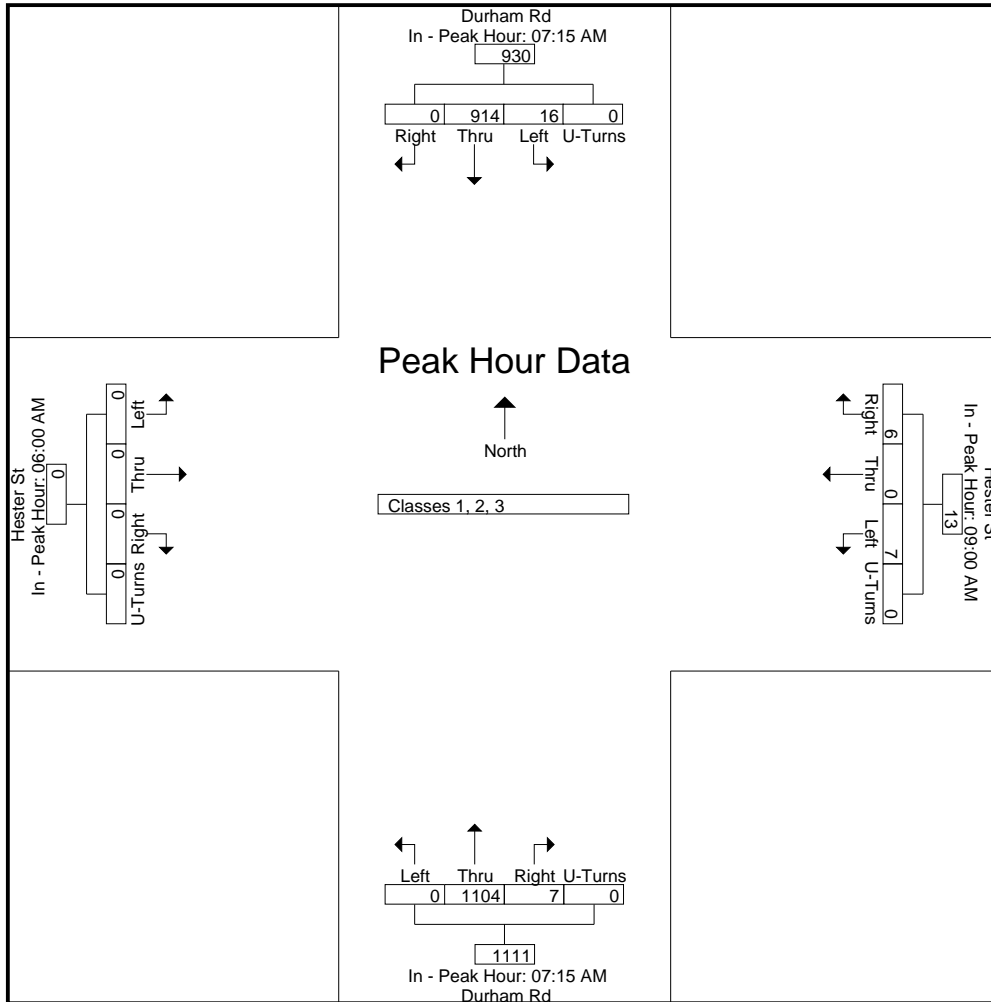
File Name : 14473003 - Durham Rd & Hester St
Site Code : 14473003
Start Date : 8/30/2017
Page No : 4

Start Time	Durham Rd Southbound					Hester St Westbound					Durham Rd Northbound					Hester St Eastbound					Int. Total
	Right	Thru	Left	U-Turns	App. Total	Right	Thru	Left	U-Turns	App. Total	Right	Thru	Left	U-Turns	App. Total	Right	Thru	Left	U-Turns	App. Total	

Peak Hour Analysis From 06:00 AM to 09:45 AM - Peak 1 of 1

Peak Hour for Each Approach Begins at:

	07:15 AM					09:00 AM					07:15 AM					06:00 AM				
+0 mins.	0	231	4	0	235	1	0	1	0	2	1	253	0	0	254	0	0	0	0	0
+15 mins.	0	234	6	0	240	2	0	0	0	2	3	345	0	0	348	0	0	0	0	0
+30 mins.	0	250	3	0	253	1	0	2	0	3	2	290	0	0	292	0	0	0	0	0
+45 mins.	0	199	3	0	202	2	0	4	0	6	1	216	0	0	217	0	0	0	0	0
Total Volume	0	914	16	0	930	6	0	7	0	13	7	1104	0	0	1111	0	0	0	0	0
% App. Total	0	98.3	1.7	0		46.2	0	53.8	0		0.6	99.4	0	0		0	0	0	0	
PHF	.000	.914	.667	.000	.919	.750	.000	.438	.000	.542	.583	.800	.000	.000	.798	.000	.000	.000	.000	.000

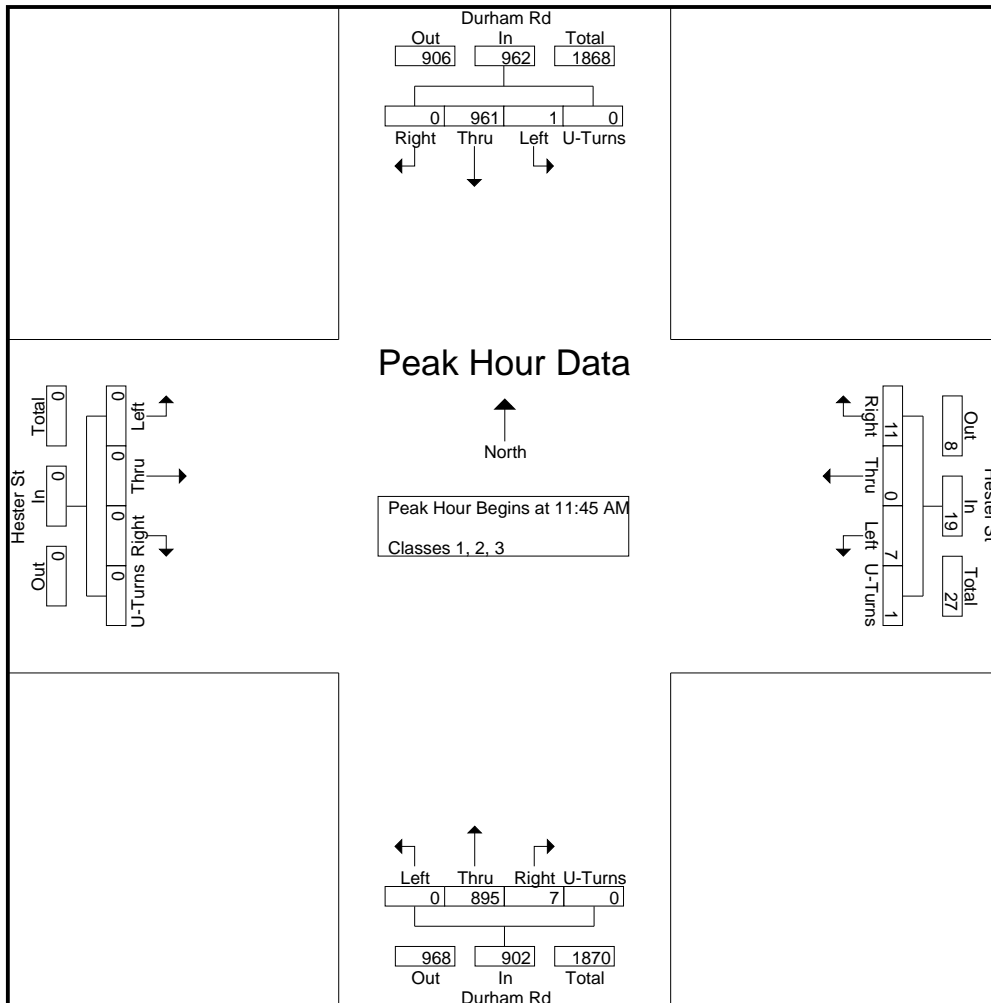


Quality Counts, LLC

920 Blairhill Rd, STE B106
Charlotte, NC 28217

File Name : 14473003 - Durham Rd & Hester St
Site Code : 14473003
Start Date : 8/30/2017
Page No : 5

Start Time	Durham Rd Southbound					Hester St Westbound					Durham Rd Northbound					Hester St Eastbound					Int. Total
	Right	Thru	Left	U-Turns	App. Total	Right	Thru	Left	U-Turns	App. Total	Right	Thru	Left	U-Turns	App. Total	Right	Thru	Left	U-Turns	App. Total	
Peak Hour Analysis From 10:00 AM to 02:45 PM - Peak 1 of 1																					
Peak Hour for Entire Intersection Begins at 11:45 AM																					
11:45 AM	0	210	0	0	210	1	0	2	0	3	2	234	0	0	236	0	0	0	0	0	449
12:00 PM	0	249	1	0	250	4	0	1	0	5	1	228	0	0	229	0	0	0	0	0	484
12:15 PM	0	257	0	0	257	4	0	2	0	6	3	221	0	0	224	0	0	0	0	0	487
12:30 PM	0	245	0	0	245	2	0	2	1	5	1	212	0	0	213	0	0	0	0	0	463
Total Volume	0	961	1	0	962	11	0	7	1	19	7	895	0	0	902	0	0	0	0	0	1883
% App. Total	0	99.9	0.1	0		57.9	0	36.8	5.3		0.8	99.2	0	0		0	0	0	0		
PHF	.000	.935	.250	.000	.936	.688	.000	.875	.250	.792	.583	.956	.000	.000	.956	.000	.000	.000	.000	.000	.967



Quality Counts, LLC

920 Blairhill Rd, STE B106
Charlotte, NC 28217

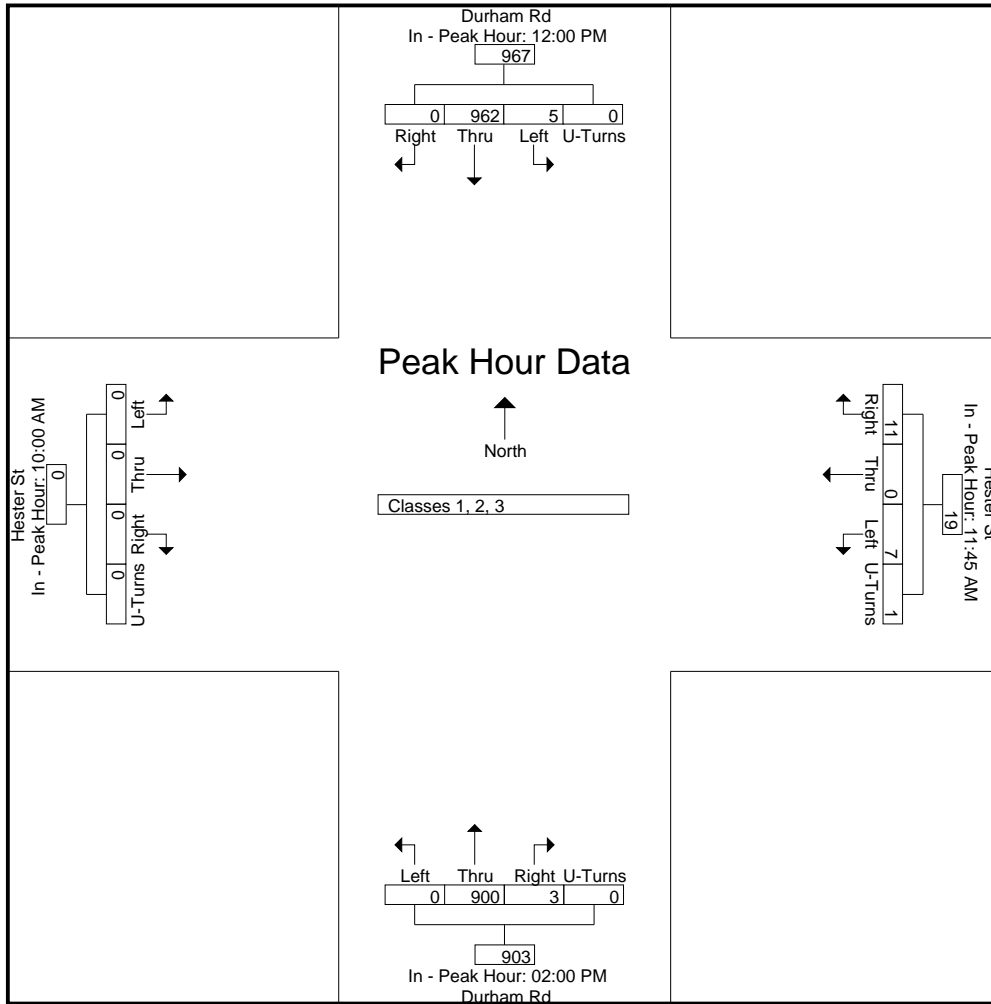
File Name : 14473003 - Durham Rd & Hester St
Site Code : 14473003
Start Date : 8/30/2017
Page No : 6

Start Time	Durham Rd Southbound					Hester St Westbound					Durham Rd Northbound					Hester St Eastbound					Int. Total
	Right	Thru	Left	U-Turns	App. Total	Right	Thru	Left	U-Turns	App. Total	Right	Thru	Left	U-Turns	App. Total	Right	Thru	Left	U-Turns	App. Total	

Peak Hour Analysis From 10:00 AM to 02:45 PM - Peak 1 of 1

Peak Hour for Each Approach Begins at:

	12:00 PM					11:45 AM					02:00 PM					10:00 AM				
+0 mins.	0	249	1	0	250	1	0	2	0	3	2	209	0	0	211	0	0	0	0	0
+15 mins.	0	257	0	0	257	4	0	1	0	5	0	197	0	0	197	0	0	0	0	0
+30 mins.	0	245	0	0	245	4	0	2	0	6	0	239	0	0	239	0	0	0	0	0
+45 mins.	0	211	4	0	215	2	0	2	1	5	1	255	0	0	256	0	0	0	0	0
Total Volume	0	962	5	0	967	11	0	7	1	19	3	900	0	0	903	0	0	0	0	0
% App. Total	0	99.5	0.5	0		57.9	0	36.8	5.3		0.3	99.7	0	0		0	0	0	0	
PHF	.000	.936	.313	.000	.941	.688	.000	.875	.250	.792	.375	.882	.000	.000	.882	.000	.000	.000	.000	.000

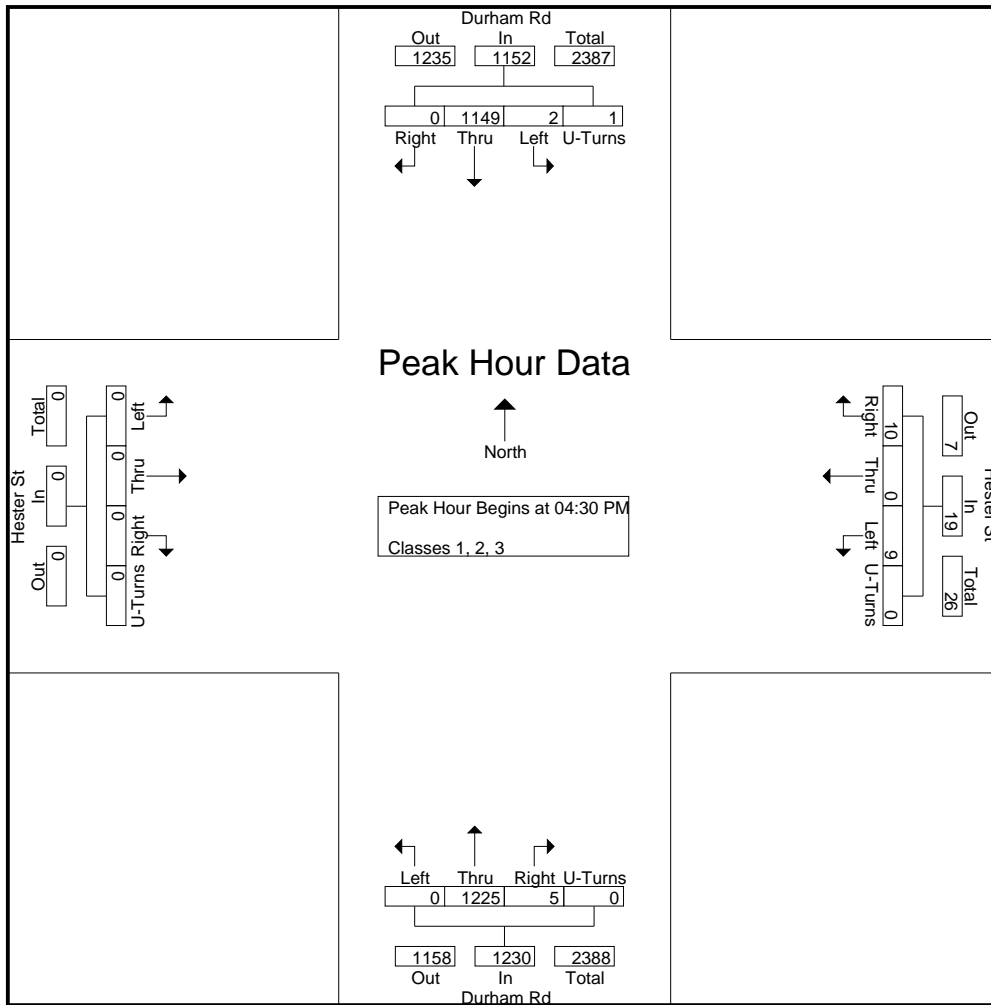


Quality Counts, LLC

920 Blairhill Rd, STE B106
Charlotte, NC 28217

File Name : 14473003 - Durham Rd & Hester St
Site Code : 14473003
Start Date : 8/30/2017
Page No : 7

Start Time	Durham Rd Southbound					Hester St Westbound					Durham Rd Northbound					Hester St Eastbound					Int. Total
	Right	Thru	Left	U-Turns	App. Total	Right	Thru	Left	U-Turns	App. Total	Right	Thru	Left	U-Turns	App. Total	Right	Thru	Left	U-Turns	App. Total	
Peak Hour Analysis From 03:00 PM to 06:45 PM - Peak 1 of 1																					
Peak Hour for Entire Intersection Begins at 04:30 PM																					
04:30 PM	0	267	2	0	269	1	0	1	0	2	3	308	0	0	311	0	0	0	0	0	582
04:45 PM	0	268	0	1	269	3	0	2	0	5	0	270	0	0	270	0	0	0	0	0	544
05:00 PM	0	326	0	0	326	5	0	6	0	11	2	305	0	0	307	0	0	0	0	0	644
05:15 PM	0	288	0	0	288	1	0	0	0	1	0	342	0	0	342	0	0	0	0	0	631
Total Volume	0	1149	2	1	1152	10	0	9	0	19	5	1225	0	0	1230	0	0	0	0	0	2401
% App. Total	0	99.7	0.2	0.1		52.6	0	47.4	0		0.4	99.6	0	0		0	0	0	0		
PHF	.000	.881	.250	.250	.883	.500	.000	.375	.000	.432	.417	.895	.000	.000	.899	.000	.000	.000	.000	.000	.932



Quality Counts, LLC

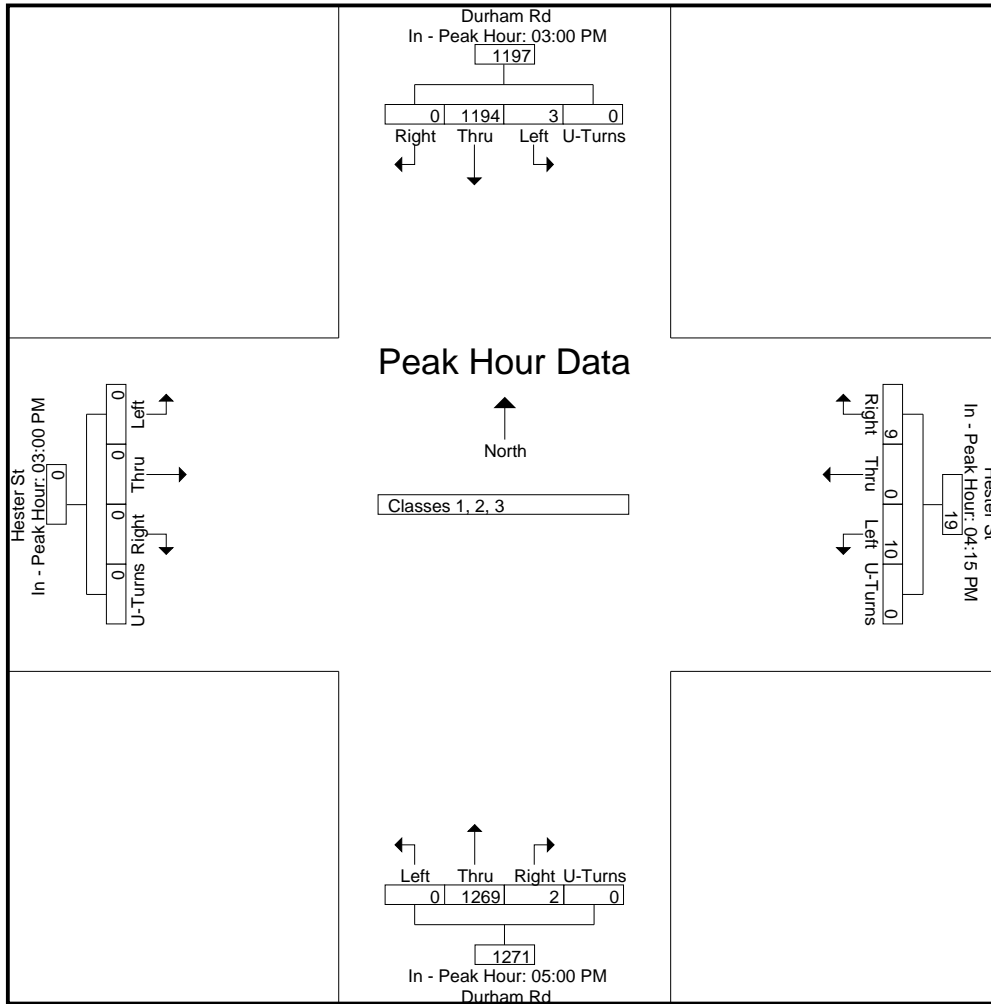
920 Blairhill Rd, STE B106
Charlotte, NC 28217

File Name : 14473003 - Durham Rd & Hester St
Site Code : 14473003
Start Date : 8/30/2017
Page No : 8

Start Time	Durham Rd Southbound					Hester St Westbound					Durham Rd Northbound					Hester St Eastbound					Int. Total
	Right	Thru	Left	U-Turns	App. Total	Right	Thru	Left	U-Turns	App. Total	Right	Thru	Left	U-Turns	App. Total	Right	Thru	Left	U-Turns	App. Total	

Peak Hour Analysis From 03:00 PM to 06:45 PM - Peak 1 of 1
Peak Hour for Each Approach Begins at:

	03:00 PM					04:15 PM					05:00 PM					03:00 PM				
+0 mins.	0	289	0	0	289	0	0	1	0	1	2	305	0	0	307	0	0	0	0	0
+15 mins.	0	332	1	0	333	1	0	1	0	2	0	342	0	0	342	0	0	0	0	0
+30 mins.	0	287	1	0	288	3	0	2	0	5	0	314	0	0	314	0	0	0	0	0
+45 mins.	0	286	1	0	287	5	0	6	0	11	0	308	0	0	308	0	0	0	0	0
Total Volume	0	1194	3	0	1197	9	0	10	0	19	2	1269	0	0	1271	0	0	0	0	0
% App. Total	0	99.7	0.3	0		47.4	0	52.6	0		0.2	99.8	0	0		0	0	0	0	
PHF	.000	.899	.750	.000	.899	.450	.000	.417	.000	.432	.250	.928	.000	.000	.929	.000	.000	.000	.000	.000



Quality Counts, LLC

920 Blairhill Rd, STE B106
Charlotte, NC 28217

File Name : 14473003 - Durham Rd & Hester St

Site Code : 14473003

Start Date : 8/30/2017

Page No : 1

Groups Printed- Classes 4, 5, 6, 7

Start Time	Durham Rd Southbound					Hester St Westbound					Durham Rd Northbound					Hester St Eastbound					Int. Total
	Right	Thru	Left	U-Turns	App. Total	Right	Thru	Left	U-Turns	App. Total	Right	Thru	Left	U-Turns	App. Total	Right	Thru	Left	U-Turns	App. Total	
06:00 AM	0	5	0	0	5	0	0	0	0	0	0	0	0	0	0	0	0	0	0	0	5
06:15 AM	0	6	0	0	6	0	0	0	0	0	0	4	0	0	4	0	0	0	0	0	10
06:30 AM	0	4	0	0	4	0	0	0	0	0	0	5	0	0	5	0	0	0	0	0	9
06:45 AM	0	8	0	0	8	0	0	0	0	0	0	6	0	0	6	0	0	0	0	0	14
Total	0	23	0	0	23	0	0	0	0	0	0	15	0	0	15	0	0	0	0	0	38
07:00 AM	0	5	0	0	5	0	0	0	0	0	0	6	0	0	6	0	0	0	0	0	11
07:15 AM	0	10	0	0	10	0	0	0	0	0	0	8	0	0	8	0	0	0	0	0	18
07:30 AM	0	10	0	0	10	0	0	0	0	0	0	12	0	0	12	0	0	0	0	0	22
07:45 AM	0	7	0	0	7	0	0	0	0	0	1	8	0	0	9	0	0	0	0	0	16
Total	0	32	0	0	32	0	0	0	0	0	1	34	0	0	35	0	0	0	0	0	67
08:00 AM	0	10	0	0	10	0	0	0	0	0	0	7	0	0	7	0	0	0	0	0	17
08:15 AM	0	9	0	0	9	1	0	2	0	3	0	7	0	0	7	0	0	0	0	0	19
08:30 AM	0	8	0	0	8	0	0	0	0	0	0	10	0	0	10	0	0	0	0	0	18
08:45 AM	0	7	0	0	7	0	0	0	0	0	0	4	0	0	4	0	0	0	0	0	11
Total	0	34	0	0	34	1	0	2	0	3	0	28	0	0	28	0	0	0	0	0	65
09:00 AM	0	5	0	0	5	0	0	0	0	0	0	8	0	0	8	0	0	0	0	0	13
09:15 AM	0	5	0	0	5	0	0	0	0	0	1	10	0	0	11	0	0	0	0	0	16
09:30 AM	0	8	1	0	9	0	0	1	0	1	2	9	0	0	11	0	0	0	0	0	21
09:45 AM	0	3	0	0	3	1	0	1	0	2	0	10	0	0	10	0	0	0	0	0	15
Total	0	21	1	0	22	1	0	2	0	3	3	37	0	0	40	0	0	0	0	0	65
10:00 AM	0	4	0	0	4	0	0	0	0	0	0	7	0	0	7	0	0	0	0	0	11
10:15 AM	0	9	1	0	10	0	0	0	0	0	0	8	0	0	8	0	0	0	0	0	18
10:30 AM	0	7	0	0	7	0	0	0	0	0	0	6	0	0	6	0	0	0	0	0	13
10:45 AM	0	13	0	0	13	0	0	0	0	0	0	2	0	0	2	0	0	0	0	0	15
Total	0	33	1	0	34	0	0	0	0	0	0	23	0	0	23	0	0	0	0	0	57
11:00 AM	0	4	0	0	4	0	0	0	0	0	0	4	0	0	4	0	0	0	0	0	8
11:15 AM	0	11	0	0	11	0	0	0	0	0	1	14	0	0	15	0	0	0	0	0	26
11:30 AM	0	7	0	0	7	1	0	0	0	1	0	1	0	0	1	0	0	0	0	0	9
11:45 AM	0	5	0	0	5	0	0	0	0	0	0	3	0	0	3	0	0	0	0	0	8
Total	0	27	0	0	27	1	0	0	0	1	1	22	0	0	23	0	0	0	0	0	51
12:00 PM	0	4	0	0	4	0	0	1	0	1	0	5	0	0	5	0	0	0	0	0	10
12:15 PM	0	6	0	0	6	1	0	0	0	1	0	2	0	0	2	0	0	0	0	0	9
12:30 PM	0	8	0	0	8	0	0	0	0	0	0	4	0	0	4	0	0	0	0	0	12
12:45 PM	0	8	0	0	8	0	0	0	0	0	0	7	0	0	7	0	0	0	0	0	15
Total	0	26	0	0	26	1	0	1	0	2	0	18	0	0	18	0	0	0	0	0	46
01:00 PM	0	5	0	0	5	0	0	0	0	0	0	7	0	0	7	0	0	0	0	0	12
01:15 PM	0	5	0	0	5	0	0	0	0	0	0	4	0	0	4	0	0	0	0	0	9
01:30 PM	0	4	0	0	4	0	0	0	0	0	2	6	0	0	8	0	0	0	0	0	12
01:45 PM	0	5	0	0	5	0	0	0	0	0	0	4	0	0	4	0	0	0	0	0	9
Total	0	19	0	0	19	0	0	0	0	0	2	21	0	0	23	0	0	0	0	0	42
02:00 PM	0	4	1	0	5	0	0	0	0	0	0	8	0	0	8	0	0	0	0	0	13
02:15 PM	0	6	0	0	6	0	0	1	0	1	1	5	0	0	6	0	0	0	0	0	13
02:30 PM	0	5	0	0	5	0	0	0	0	0	0	13	0	0	13	0	0	0	0	0	18
02:45 PM	0	12	0	0	12	0	0	0	0	0	0	7	0	0	7	0	0	0	0	0	19
Total	0	27	1	0	28	0	0	1	0	1	1	33	0	0	34	0	0	0	0	0	63
03:00 PM	0	6	0	0	6	0	0	0	0	0	0	5	0	0	5	0	0	0	0	0	11
03:15 PM	0	8	0	0	8	0	0	0	0	0	0	7	0	0	7	0	0	0	0	0	15
03:30 PM	0	8	1	0	9	0	0	0	0	0	0	11	0	0	11	0	0	0	0	0	20
03:45 PM	0	4	0	0	4	0	0	0	0	0	0	10	0	0	10	0	0	0	0	0	14
Total	0	26	1	0	27	0	0	0	0	0	0	33	0	0	33	0	0	0	0	0	60

Quality Counts, LLC

920 Blairhill Rd, STE B106
Charlotte, NC 28217

File Name : 14473003 - Durham Rd & Hester St

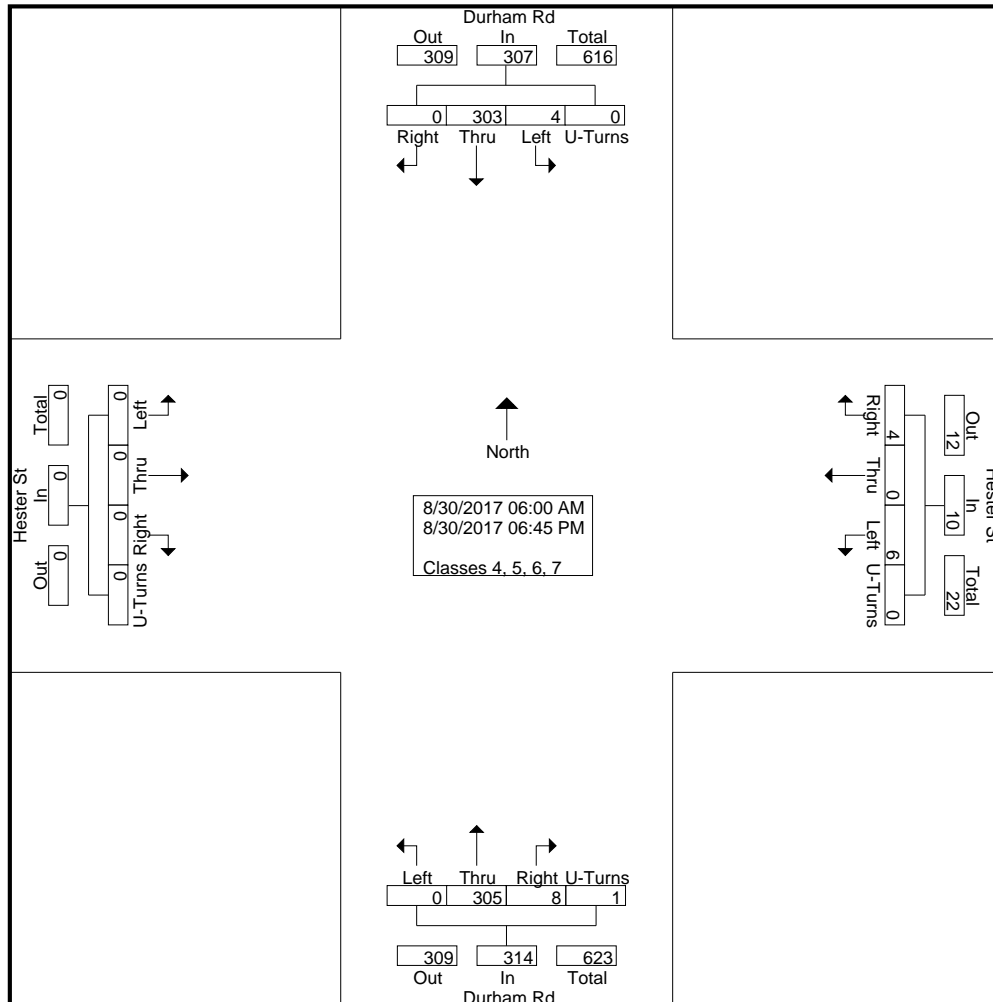
Site Code : 14473003

Start Date : 8/30/2017

Page No : 2

Groups Printed- Classes 4, 5, 6, 7

Start Time	Durham Rd Southbound					Hester St Westbound					Durham Rd Northbound					Hester St Eastbound					Int. Total	
	Right	Thru	Left	U-Turns	App. Total	Right	Thru	Left	U-Turns	App. Total	Right	Thru	Left	U-Turns	App. Total	Right	Thru	Left	U-Turns	App. Total		
04:00 PM	0	3	0	0	3	0	0	0	0	0	0	10	0	1	11	0	0	0	0	0	0	14
04:15 PM	0	2	0	0	2	0	0	0	0	0	0	4	0	0	4	0	0	0	0	0	0	6
04:30 PM	0	3	0	0	3	0	0	0	0	0	0	5	0	0	5	0	0	0	0	0	0	8
04:45 PM	0	4	0	0	4	0	0	0	0	0	0	3	0	0	3	0	0	0	0	0	0	7
Total	0	12	0	0	12	0	0	0	0	0	0	22	0	1	23	0	0	0	0	0	0	35
05:00 PM	0	3	0	0	3	0	0	0	0	0	0	3	0	0	3	0	0	0	0	0	0	6
05:15 PM	0	4	0	0	4	0	0	0	0	0	0	2	0	0	2	0	0	0	0	0	0	6
05:30 PM	0	4	0	0	4	0	0	0	0	0	0	4	0	0	4	0	0	0	0	0	0	8
05:45 PM	0	3	0	0	3	0	0	0	0	0	0	2	0	0	2	0	0	0	0	0	0	5
Total	0	14	0	0	14	0	0	0	0	0	0	11	0	0	11	0	0	0	0	0	0	25
06:00 PM	0	1	0	0	1	0	0	0	0	0	0	5	0	0	5	0	0	0	0	0	0	6
06:15 PM	0	1	0	0	1	0	0	0	0	0	0	2	0	0	2	0	0	0	0	0	0	3
06:30 PM	0	5	0	0	5	0	0	0	0	0	0	1	0	0	1	0	0	0	0	0	0	6
06:45 PM	0	2	0	0	2	0	0	0	0	0	0	0	0	0	0	0	0	0	0	0	0	2
Total	0	9	0	0	9	0	0	0	0	0	0	8	0	0	8	0	0	0	0	0	0	17
Grand Total	0	303	4	0	307	4	0	6	0	10	8	305	0	1	314	0	0	0	0	0	0	631
Apprch %	0	98.7	1.3	0		40	0	60	0		2.5	97.1	0	0.3		0	0	0	0		0	
Total %	0	48	0.6	0	48.7	0.6	0	1	0	1.6	1.3	48.3	0	0.2	49.8	0	0	0	0		0	

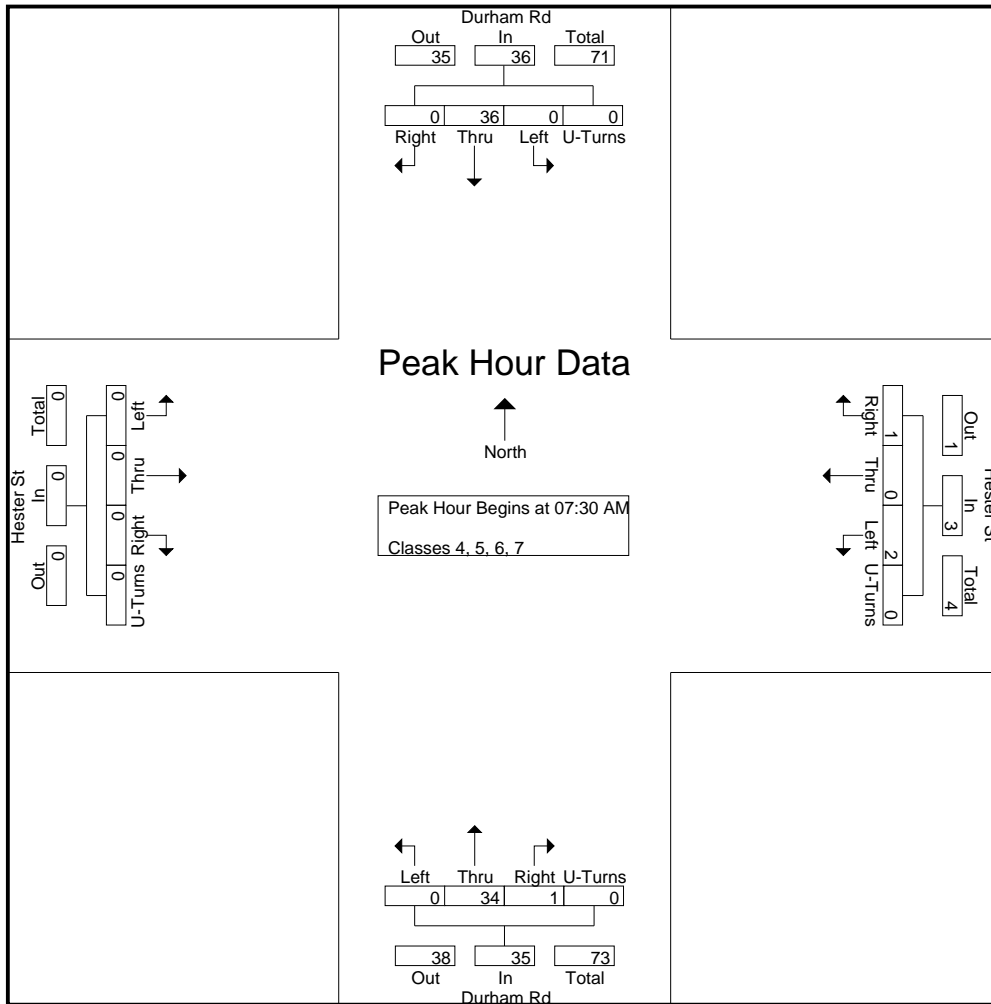


Quality Counts, LLC

920 Blairhill Rd, STE B106
Charlotte, NC 28217

File Name : 14473003 - Durham Rd & Hester St
Site Code : 14473003
Start Date : 8/30/2017
Page No : 3

Start Time	Durham Rd Southbound					Hester St Westbound					Durham Rd Northbound					Hester St Eastbound					Int. Total
	Right	Thru	Left	U-Turns	App. Total	Right	Thru	Left	U-Turns	App. Total	Right	Thru	Left	U-Turns	App. Total	Right	Thru	Left	U-Turns	App. Total	
Peak Hour Analysis From 06:00 AM to 09:45 AM - Peak 1 of 1																					
Peak Hour for Entire Intersection Begins at 07:30 AM																					
07:30 AM	0	10	0	0	10	0	0	0	0	0	0	12	0	0	12	0	0	0	0	0	22
07:45 AM	0	7	0	0	7	0	0	0	0	0	1	8	0	0	9	0	0	0	0	0	16
08:00 AM	0	10	0	0	10	0	0	0	0	0	0	7	0	0	7	0	0	0	0	0	17
08:15 AM	0	9	0	0	9	1	0	2	0	3	0	7	0	0	7	0	0	0	0	0	19
Total Volume	0	36	0	0	36	1	0	2	0	3	1	34	0	0	35	0	0	0	0	0	74
% App. Total	0	100	0	0		33.3	0	66.7	0		2.9	97.1	0	0		0	0	0	0		
PHF	.000	.900	.000	.000	.900	.250	.000	.250	.000	.250	.250	.708	.000	.000	.729	.000	.000	.000	.000	.000	.841



Quality Counts, LLC

920 Blairhill Rd, STE B106
Charlotte, NC 28217

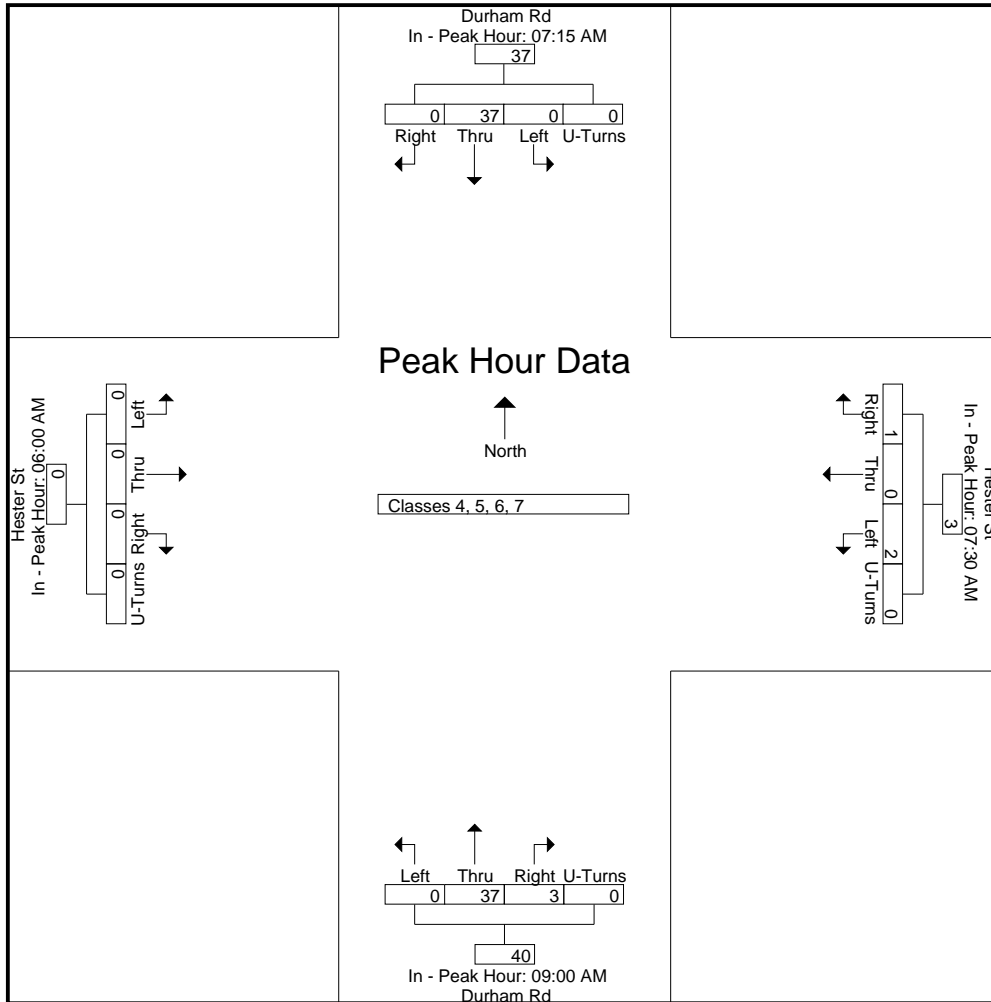
File Name : 14473003 - Durham Rd & Hester St
Site Code : 14473003
Start Date : 8/30/2017
Page No : 4

Start Time	Durham Rd Southbound					Hester St Westbound					Durham Rd Northbound					Hester St Eastbound					Int. Total
	Right	Thru	Left	U-Turns	App. Total	Right	Thru	Left	U-Turns	App. Total	Right	Thru	Left	U-Turns	App. Total	Right	Thru	Left	U-Turns	App. Total	

Peak Hour Analysis From 06:00 AM to 09:45 AM - Peak 1 of 1

Peak Hour for Each Approach Begins at:

	07:15 AM					07:30 AM					09:00 AM					06:00 AM				
+0 mins.	0	10	0	0	10	0	0	0	0	0	0	8	0	0	8	0	0	0	0	0
+15 mins.	0	10	0	0	10	0	0	0	0	0	1	10	0	0	11	0	0	0	0	0
+30 mins.	0	7	0	0	7	0	0	0	0	0	2	9	0	0	11	0	0	0	0	0
+45 mins.	0	10	0	0	10	1	0	2	0	3	0	10	0	0	10	0	0	0	0	0
Total Volume	0	37	0	0	37	1	0	2	0	3	3	37	0	0	40	0	0	0	0	0
% App. Total	0	100	0	0		33.3	0	66.7	0		7.5	92.5	0	0		0	0	0	0	
PHF	.000	.925	.000	.000	.925	.250	.000	.250	.000	.250	.375	.925	.000	.000	.909	.000	.000	.000	.000	.000

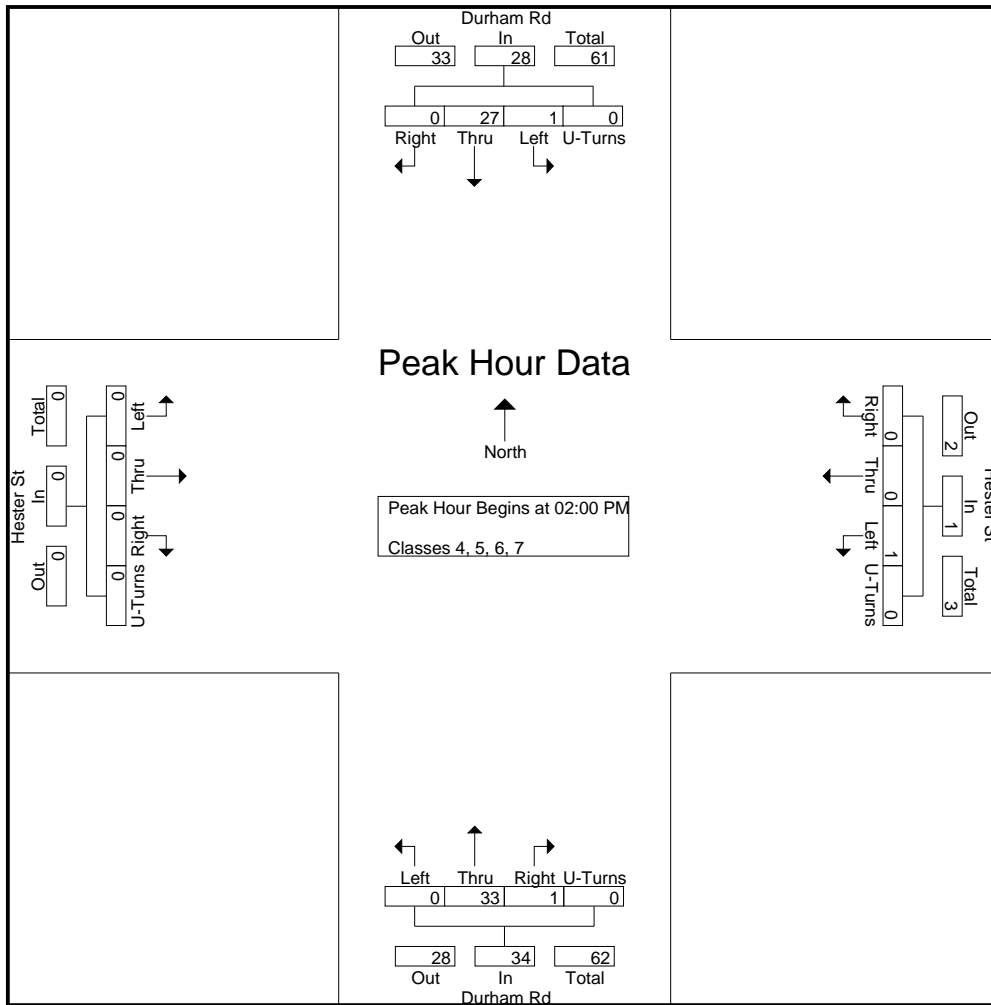


Quality Counts, LLC

920 Blairhill Rd, STE B106
Charlotte, NC 28217

File Name : 14473003 - Durham Rd & Hester St
Site Code : 14473003
Start Date : 8/30/2017
Page No : 5

Start Time	Durham Rd Southbound					Hester St Westbound					Durham Rd Northbound					Hester St Eastbound					Int. Total	
	Right	Thru	Left	U-Turns	App. Total	Right	Thru	Left	U-Turns	App. Total	Right	Thru	Left	U-Turns	App. Total	Right	Thru	Left	U-Turns	App. Total		
Peak Hour Analysis From 10:00 AM to 02:45 PM - Peak 1 of 1																						
Peak Hour for Entire Intersection Begins at 02:00 PM																						
02:00 PM	0	4	1	0	5	0	0	0	0	0	0	8	0	0	8	0	0	0	0	0	0	13
02:15 PM	0	6	0	0	6	0	0	1	0	1	1	5	0	0	6	0	0	0	0	0	0	13
02:30 PM	0	5	0	0	5	0	0	0	0	0	0	13	0	0	13	0	0	0	0	0	0	18
02:45 PM	0	12	0	0	12	0	0	0	0	0	0	7	0	0	7	0	0	0	0	0	0	19
Total Volume	0	27	1	0	28	0	0	1	0	1	1	33	0	0	34	0	0	0	0	0	0	63
% App. Total	0	96.4	3.6	0		0	0	100	0		2.9	97.1	0	0		0	0	0	0		0	
PHF	.000	.563	.250	.000	.583	.000	.000	.250	.000	.250	.250	.635	.000	.000	.654	.000	.000	.000	.000	.000	.000	.829



Quality Counts, LLC

920 Blairhill Rd, STE B106
Charlotte, NC 28217

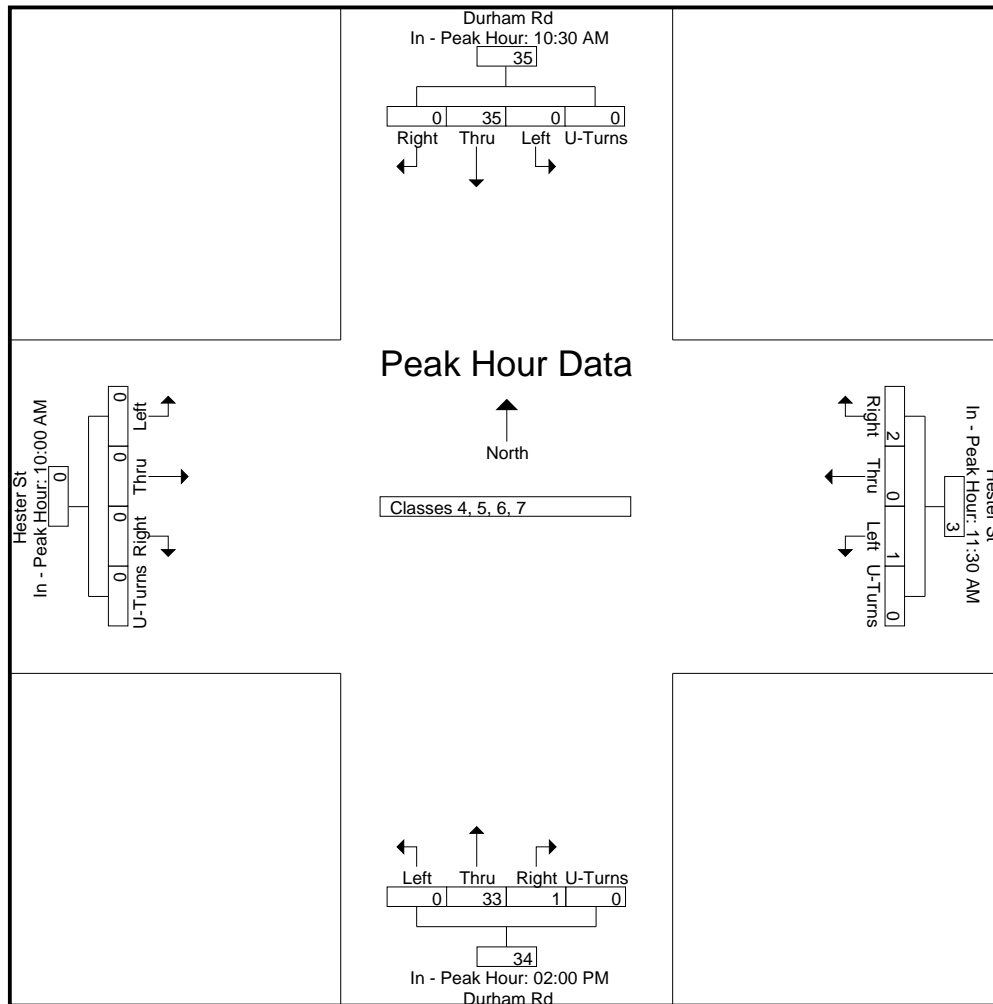
File Name : 14473003 - Durham Rd & Hester St
Site Code : 14473003
Start Date : 8/30/2017
Page No : 6

Start Time	Durham Rd Southbound					Hester St Westbound					Durham Rd Northbound					Hester St Eastbound					Int. Total
	Right	Thru	Left	U-Turns	App. Total	Right	Thru	Left	U-Turns	App. Total	Right	Thru	Left	U-Turns	App. Total	Right	Thru	Left	U-Turns	App. Total	

Peak Hour Analysis From 10:00 AM to 02:45 PM - Peak 1 of 1

Peak Hour for Each Approach Begins at:

	10:30 AM					11:30 AM					02:00 PM					10:00 AM				
+0 mins.	0	7	0	0	7	1	0	0	0	1	0	8	0	0	8	0	0	0	0	0
+15 mins.	0	13	0	0	13	0	0	0	0	0	1	5	0	0	6	0	0	0	0	0
+30 mins.	0	4	0	0	4	0	0	1	0	1	0	13	0	0	13	0	0	0	0	0
+45 mins.	0	11	0	0	11	1	0	0	0	1	0	7	0	0	7	0	0	0	0	0
Total Volume	0	35	0	0	35	2	0	1	0	3	1	33	0	0	34	0	0	0	0	0
% App. Total	0	100	0	0		66.7	0	33.3	0		2.9	97.1	0	0		0	0	0	0	
PHF	.000	.673	.000	.000	.673	.500	.000	.250	.000	.750	.250	.635	.000	.000	.654	.000	.000	.000	.000	.000

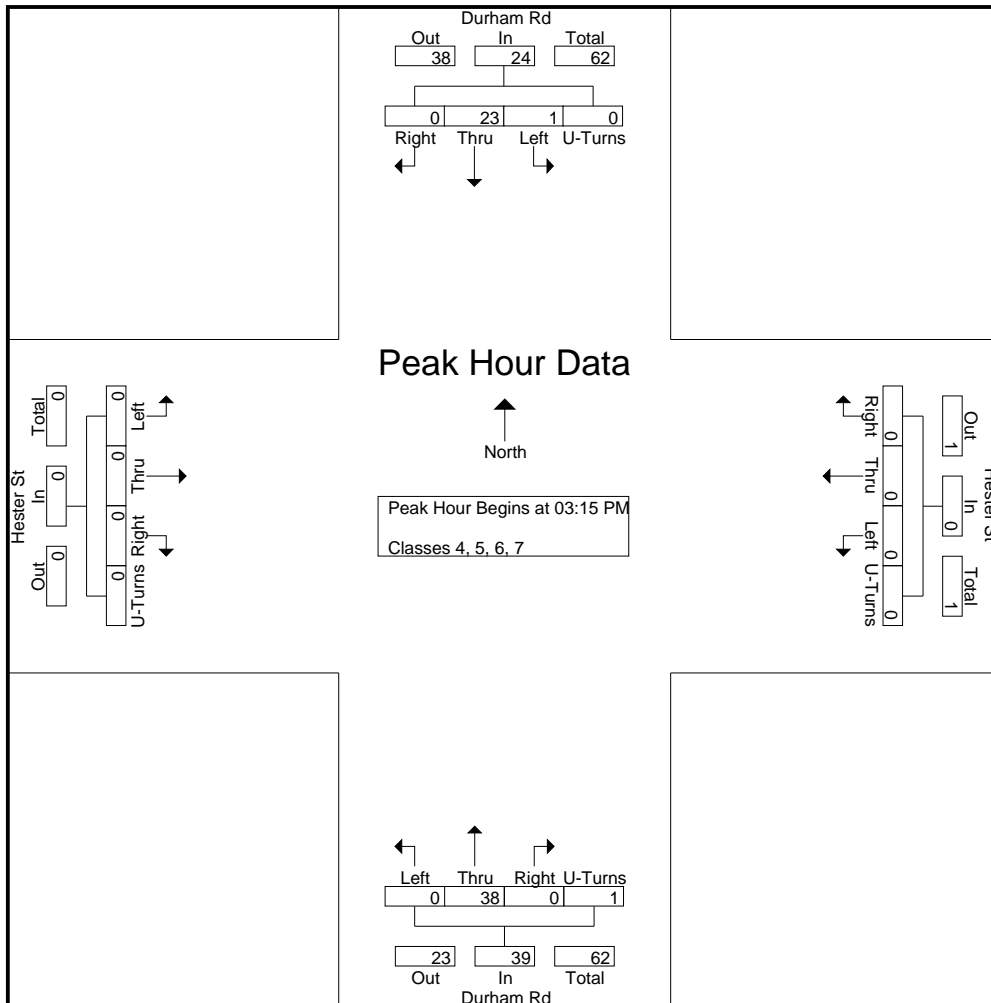


Quality Counts, LLC

920 Blairhill Rd, STE B106
Charlotte, NC 28217

File Name : 14473003 - Durham Rd & Hester St
Site Code : 14473003
Start Date : 8/30/2017
Page No : 7

Start Time	Durham Rd Southbound					Hester St Westbound					Durham Rd Northbound					Hester St Eastbound					Int. Total
	Right	Thru	Left	U-Turns	App. Total	Right	Thru	Left	U-Turns	App. Total	Right	Thru	Left	U-Turns	App. Total	Right	Thru	Left	U-Turns	App. Total	
Peak Hour Analysis From 03:00 PM to 06:45 PM - Peak 1 of 1																					
Peak Hour for Entire Intersection Begins at 03:15 PM																					
03:15 PM	0	8	0	0	8	0	0	0	0	0	0	7	0	0	7	0	0	0	0	0	15
03:30 PM	0	8	1	0	9	0	0	0	0	0	0	11	0	0	11	0	0	0	0	0	20
03:45 PM	0	4	0	0	4	0	0	0	0	0	0	10	0	0	10	0	0	0	0	0	14
04:00 PM	0	3	0	0	3	0	0	0	0	0	0	10	0	1	11	0	0	0	0	0	14
Total Volume	0	23	1	0	24	0	0	0	0	0	0	38	0	1	39	0	0	0	0	0	63
% App. Total	0	95.8	4.2	0		0	0	0	0		0	97.4	0	2.6		0	0	0	0		
PHF	.000	.719	.250	.000	.667	.000	.000	.000	.000	.000	.000	.864	.000	.250	.886	.000	.000	.000	.000	.000	.788



Quality Counts, LLC

920 Blairhill Rd, STE B106
Charlotte, NC 28217

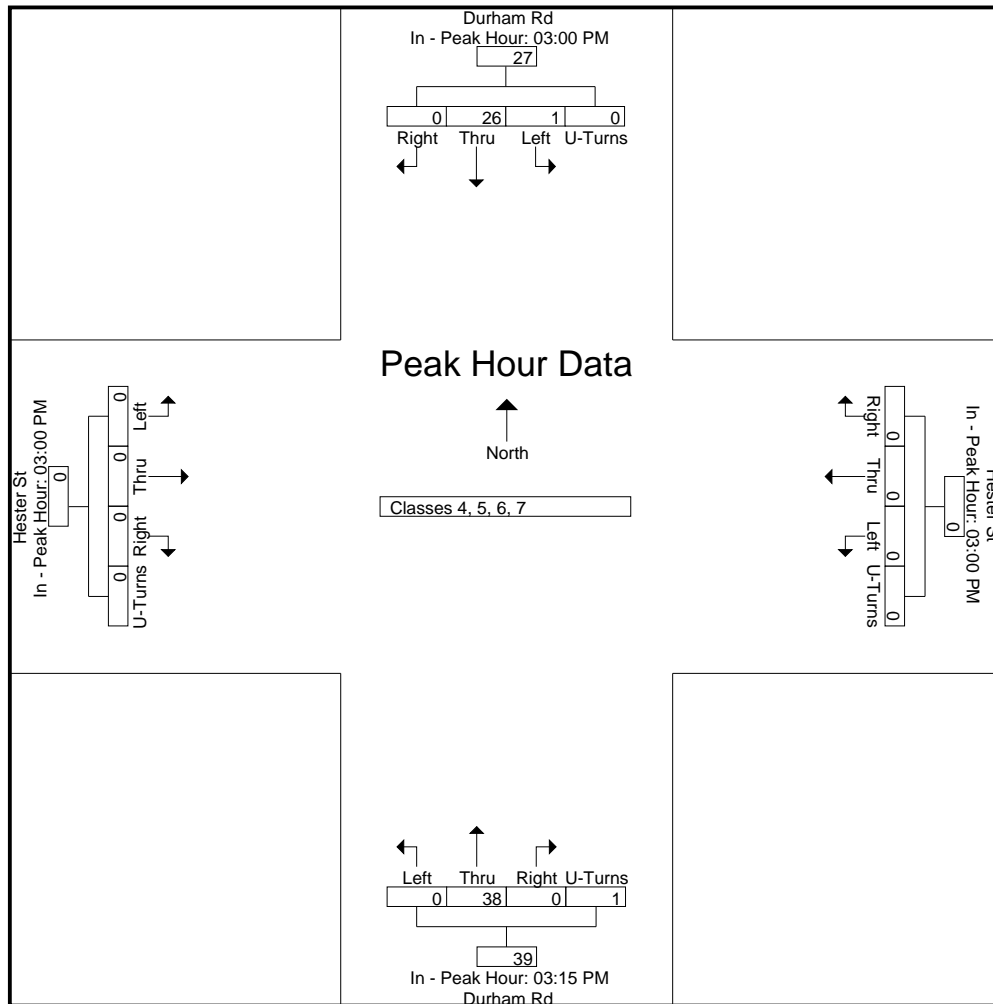
File Name : 14473003 - Durham Rd & Hester St
Site Code : 14473003
Start Date : 8/30/2017
Page No : 8

Start Time	Durham Rd Southbound					Hester St Westbound					Durham Rd Northbound					Hester St Eastbound					Int. Total
	Right	Thru	Left	U-Turns	App. Total	Right	Thru	Left	U-Turns	App. Total	Right	Thru	Left	U-Turns	App. Total	Right	Thru	Left	U-Turns	App. Total	

Peak Hour Analysis From 03:00 PM to 06:45 PM - Peak 1 of 1

Peak Hour for Each Approach Begins at:

	03:00 PM					03:00 PM					03:15 PM					03:00 PM				
+0 mins.	0	6	0	0	6	0	0	0	0	0	0	7	0	0	7	0	0	0	0	0
+15 mins.	0	8	0	0	8	0	0	0	0	0	0	11	0	0	11	0	0	0	0	0
+30 mins.	0	8	1	0	9	0	0	0	0	0	0	10	0	0	10	0	0	0	0	0
+45 mins.	0	4	0	0	4	0	0	0	0	0	0	10	0	1	11	0	0	0	0	0
Total Volume	0	26	1	0	27	0	0	0	0	0	0	38	0	1	39	0	0	0	0	0
% App. Total	0	96.3	3.7	0		0	0	0	0		0	97.4	0	2.6		0	0	0	0	
PHF	.000	.813	.250	.000	.750	.000	.000	.000	.000	.000	.000	.864	.000	.250	.886	.000	.000	.000	.000	.000



Quality Counts, LLC

920 Blairhill Rd, STE B106
Charlotte, NC 28217

File Name : 14473003 - Durham Rd & Hester St

Site Code : 14473003

Start Date : 8/30/2017

Page No : 1

Groups Printed- Classes 8, 9, 10

Start Time	Durham Rd Southbound					Hester St Westbound					Durham Rd Northbound					Hester St Eastbound					Int. Total	
	Right	Thru	Left	U-Turns	App. Total	Right	Thru	Left	U-Turns	App. Total	Right	Thru	Left	U-Turns	App. Total	Right	Thru	Left	U-Turns	App. Total		
06:00 AM	0	4	0	0	4	0	0	0	0	0	0	7	0	0	7	0	0	0	0	0	0	11
06:15 AM	0	3	0	0	3	0	0	0	0	0	1	1	0	0	2	0	0	0	0	0	0	5
06:30 AM	0	3	0	0	3	0	0	0	0	0	0	4	0	0	4	0	0	0	0	0	0	7
06:45 AM	0	4	0	0	4	0	0	0	0	0	0	3	0	0	3	0	0	0	0	0	0	7
Total	0	14	0	0	14	0	0	0	0	0	1	15	0	0	16	0	0	0	0	0	0	30
07:00 AM	0	4	0	0	4	0	0	0	0	0	0	3	0	0	3	0	0	0	0	0	0	7
07:15 AM	0	4	0	0	4	0	0	0	0	0	0	6	0	0	6	0	0	0	0	0	0	10
07:30 AM	0	7	0	0	7	0	0	0	0	0	0	4	0	0	4	0	0	0	0	0	0	11
07:45 AM	0	7	0	0	7	0	0	0	0	0	0	3	0	0	3	0	0	0	0	0	0	10
Total	0	22	0	0	22	0	0	0	0	0	0	16	0	0	16	0	0	0	0	0	0	38
08:00 AM	0	5	0	0	5	0	0	0	0	0	0	3	0	0	3	0	0	0	0	0	0	8
08:15 AM	0	4	0	0	4	0	0	0	0	0	0	8	0	0	8	0	0	0	0	0	0	12
08:30 AM	0	7	0	0	7	0	0	0	0	0	0	7	0	0	7	0	0	0	0	0	0	14
08:45 AM	0	7	0	0	7	0	0	0	0	0	0	8	0	0	8	0	0	0	0	0	0	15
Total	0	23	0	0	23	0	0	0	0	0	0	26	0	0	26	0	0	0	0	0	0	49
09:00 AM	0	8	0	0	8	0	0	0	0	0	0	8	0	0	8	0	0	0	0	0	0	16
09:15 AM	0	6	0	0	6	0	0	0	0	0	0	8	0	0	8	0	0	0	0	0	0	14
09:30 AM	0	5	0	0	5	0	0	0	0	0	1	6	0	0	7	0	0	0	0	0	0	12
09:45 AM	0	2	0	0	2	0	0	0	0	0	0	9	0	0	9	0	0	0	0	0	0	11
Total	0	21	0	0	21	0	0	0	0	0	1	31	0	0	32	0	0	0	0	0	0	53
10:00 AM	0	5	0	0	5	0	0	0	0	0	0	13	0	0	13	0	0	0	0	0	0	18
10:15 AM	0	13	0	0	13	0	0	0	0	0	0	4	0	0	4	0	0	0	0	0	0	17
10:30 AM	0	3	0	0	3	0	0	0	0	0	0	4	0	0	4	0	0	0	0	0	0	7
10:45 AM	0	6	1	0	7	0	0	0	0	0	0	3	0	0	3	0	0	0	0	0	0	10
Total	0	27	1	0	28	0	0	0	0	0	0	24	0	0	24	0	0	0	0	0	0	52
11:00 AM	0	5	0	0	5	0	0	0	0	0	0	7	0	0	7	0	0	0	0	0	0	12
11:15 AM	0	7	1	0	8	0	0	0	0	0	0	7	0	0	7	0	0	0	0	0	0	15
11:30 AM	0	3	0	0	3	0	0	0	0	0	0	11	0	0	11	0	0	0	0	0	0	14
11:45 AM	0	0	0	0	0	0	0	1	0	1	0	4	0	0	4	0	0	0	0	0	0	5
Total	0	15	1	0	16	0	0	1	0	1	0	29	0	0	29	0	0	0	0	0	0	46
12:00 PM	0	3	0	0	3	0	0	0	0	0	1	4	0	0	5	0	0	0	0	0	0	8
12:15 PM	0	2	0	0	2	0	0	1	0	1	0	3	0	0	3	0	0	0	0	0	0	6
12:30 PM	0	6	0	0	6	0	0	0	0	0	0	5	0	0	5	0	0	0	0	0	0	11
12:45 PM	0	5	0	0	5	0	0	0	0	0	0	13	0	0	13	0	0	0	0	0	0	18
Total	0	16	0	0	16	0	0	1	0	1	1	25	0	0	26	0	0	0	0	0	0	43
01:00 PM	0	3	0	0	3	0	0	0	0	0	0	3	0	0	3	0	0	0	0	0	0	6
01:15 PM	0	4	0	0	4	0	0	0	0	0	0	8	0	0	8	0	0	0	0	0	0	12
01:30 PM	0	3	1	0	4	0	0	0	0	0	0	4	0	0	4	0	0	0	0	0	0	8
01:45 PM	0	3	1	0	4	0	0	0	0	0	0	7	0	0	7	0	0	0	0	0	0	11
Total	0	13	2	0	15	0	0	0	0	0	0	22	0	0	22	0	0	0	0	0	0	37
02:00 PM	0	5	0	0	5	0	0	0	0	0	0	2	0	0	2	0	0	0	0	0	0	7
02:15 PM	0	7	0	0	7	0	0	0	0	0	0	1	0	0	1	0	0	0	0	0	0	8
02:30 PM	0	2	0	0	2	0	0	0	0	0	0	5	0	0	5	0	0	0	0	0	0	7
02:45 PM	0	10	0	0	10	0	0	0	0	0	0	3	0	0	3	0	0	0	0	0	0	13
Total	0	24	0	0	24	0	0	0	0	0	0	11	0	0	11	0	0	0	0	0	0	35
03:00 PM	0	1	0	0	1	0	0	0	0	0	1	5	0	0	6	0	0	0	0	0	0	7
03:15 PM	0	3	0	0	3	0	0	0	0	0	0	4	0	0	4	0	0	0	0	0	0	7
03:30 PM	0	2	0	0	2	0	0	0	0	0	1	8	0	0	9	0	0	0	0	0	0	11
03:45 PM	0	4	0	0	4	1	0	0	0	1	0	2	0	0	2	0	0	0	0	0	0	7
Total	0	10	0	0	10	1	0	0	0	1	2	19	0	0	21	0	0	0	0	0	0	32

Quality Counts, LLC

920 Blairhill Rd, STE B106
Charlotte, NC 28217

File Name : 14473003 - Durham Rd & Hester St

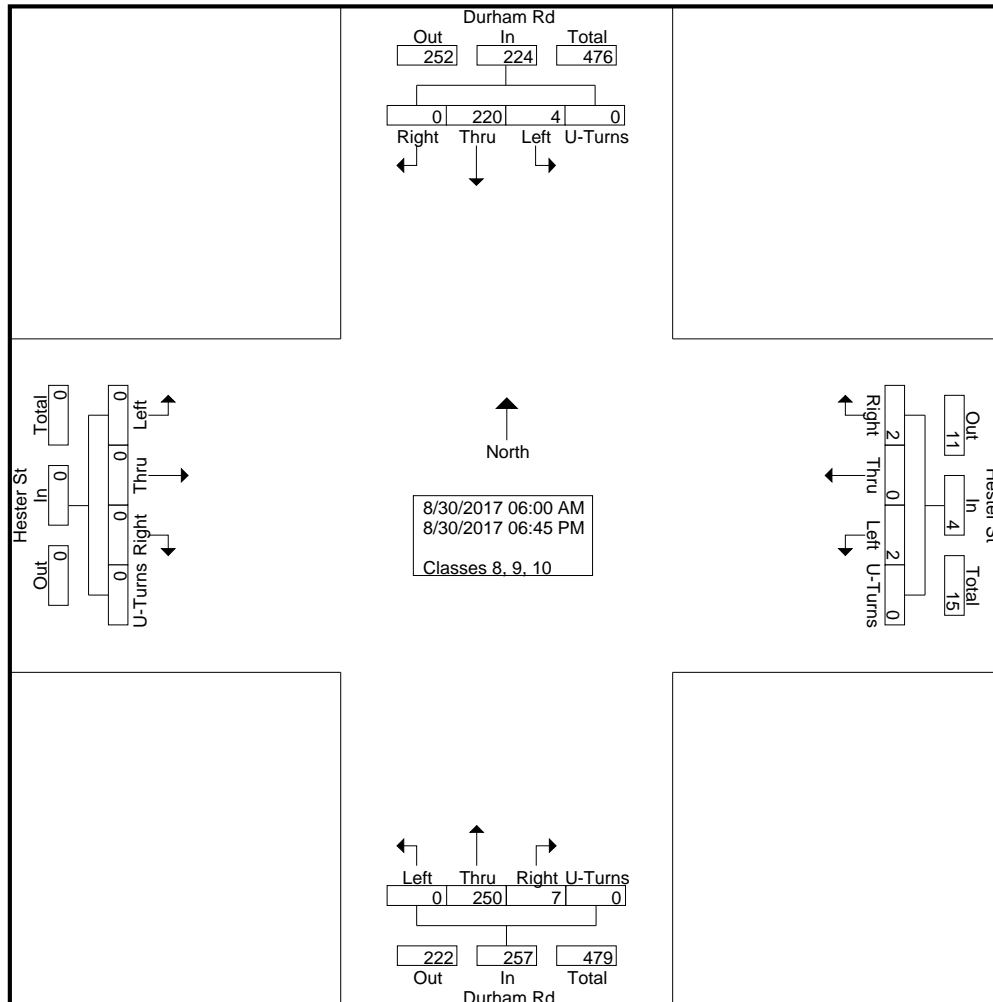
Site Code : 14473003

Start Date : 8/30/2017

Page No : 2

Groups Printed- Classes 8, 9, 10

Start Time	Durham Rd Southbound					Hester St Westbound					Durham Rd Northbound					Hester St Eastbound					Int. Total
	Right	Thru	Left	U-Turns	App. Total	Right	Thru	Left	U-Turns	App. Total	Right	Thru	Left	U-Turns	App. Total	Right	Thru	Left	U-Turns	App. Total	
04:00 PM	0	1	0	0	1	0	0	0	0	0	2	5	0	0	7	0	0	0	0	0	8
04:15 PM	0	2	0	0	2	0	0	0	0	0	0	7	0	0	7	0	0	0	0	0	9
04:30 PM	0	6	0	0	6	0	0	0	0	0	0	4	0	0	4	0	0	0	0	0	10
04:45 PM	0	4	0	0	4	1	0	0	0	1	0	2	0	0	2	0	0	0	0	0	7
Total	0	13	0	0	13	1	0	0	0	1	2	18	0	0	20	0	0	0	0	0	34
05:00 PM	0	6	0	0	6	0	0	0	0	0	0	2	0	0	2	0	0	0	0	0	8
05:15 PM	0	3	0	0	3	0	0	0	0	0	0	5	0	0	5	0	0	0	0	0	8
05:30 PM	0	4	0	0	4	0	0	0	0	0	0	1	0	0	1	0	0	0	0	0	5
05:45 PM	0	0	0	0	0	0	0	0	0	0	0	1	0	0	1	0	0	0	0	0	1
Total	0	13	0	0	13	0	0	0	0	0	0	9	0	0	9	0	0	0	0	0	22
06:00 PM	0	2	0	0	2	0	0	0	0	0	0	0	0	0	0	0	0	0	0	0	2
06:15 PM	0	3	0	0	3	0	0	0	0	0	0	0	0	0	0	0	0	0	0	0	3
06:30 PM	0	2	0	0	2	0	0	0	0	0	0	3	0	0	3	0	0	0	0	0	5
06:45 PM	0	2	0	0	2	0	0	0	0	0	0	2	0	0	2	0	0	0	0	0	4
Total	0	9	0	0	9	0	0	0	0	0	0	5	0	0	5	0	0	0	0	0	14
Grand Total	0	220	4	0	224	2	0	2	0	4	7	250	0	0	257	0	0	0	0	0	485
Apprch %	0	98.2	1.8	0		50	0	50	0		2.7	97.3	0	0		0	0	0	0		
Total %	0	45.4	0.8	0	46.2	0.4	0	0.4	0	0.8	1.4	51.5	0	0	53	0	0	0	0	0	

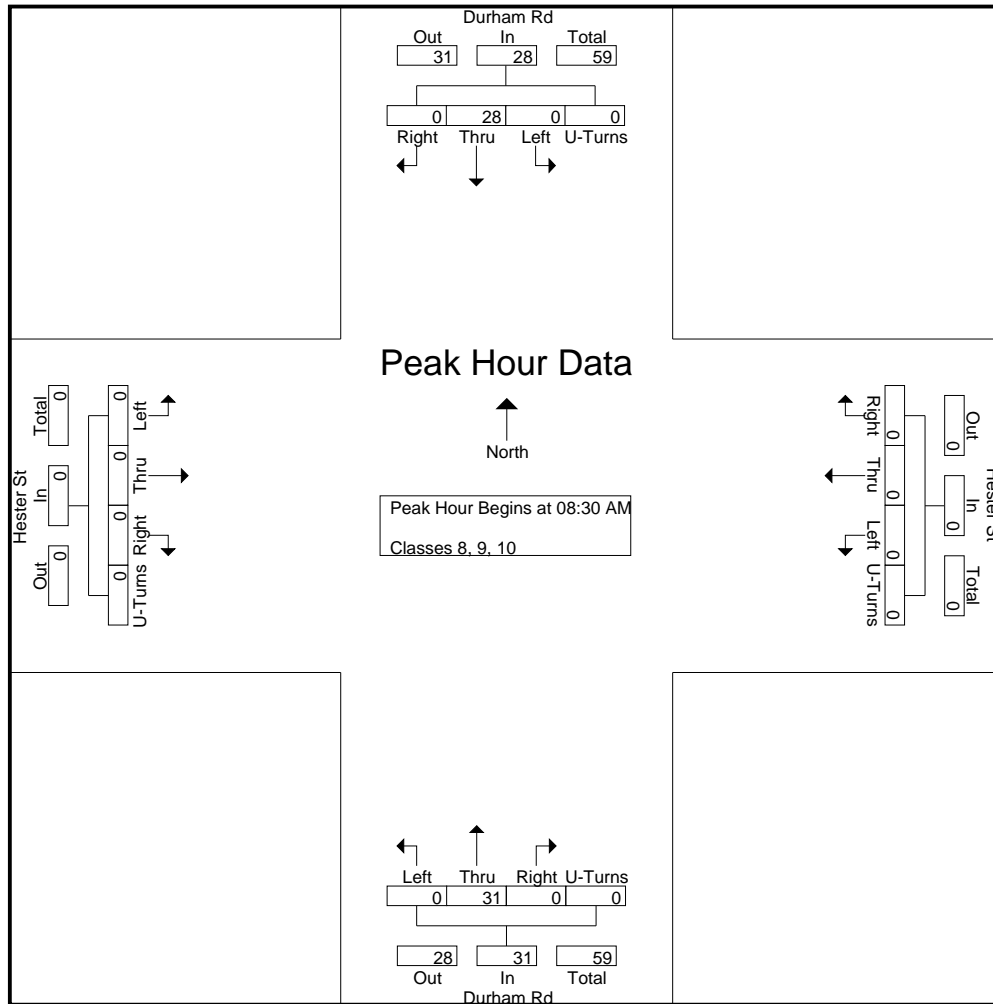


Quality Counts, LLC

920 Blairhill Rd, STE B106
Charlotte, NC 28217

File Name : 14473003 - Durham Rd & Hester St
Site Code : 14473003
Start Date : 8/30/2017
Page No : 3

Start Time	Durham Rd Southbound					Hester St Westbound					Durham Rd Northbound					Hester St Eastbound					Int. Total
	Right	Thru	Left	U-Turns	App. Total	Right	Thru	Left	U-Turns	App. Total	Right	Thru	Left	U-Turns	App. Total	Right	Thru	Left	U-Turns	App. Total	
Peak Hour Analysis From 06:00 AM to 09:45 AM - Peak 1 of 1																					
Peak Hour for Entire Intersection Begins at 08:30 AM																					
08:30 AM	0	7	0	0	7	0	0	0	0	0	0	7	0	0	7	0	0	0	0	0	14
08:45 AM	0	7	0	0	7	0	0	0	0	0	0	8	0	0	8	0	0	0	0	0	15
09:00 AM	0	8	0	0	8	0	0	0	0	0	0	8	0	0	8	0	0	0	0	0	16
09:15 AM	0	6	0	0	6	0	0	0	0	0	0	8	0	0	8	0	0	0	0	0	14
Total Volume	0	28	0	0	28	0	0	0	0	0	0	31	0	0	31	0	0	0	0	0	59
% App. Total	0	100	0	0		0	0	0	0		0	100	0	0		0	0	0	0		
PHF	.000	.875	.000	.000	.875	.000	.000	.000	.000	.000	.000	.969	.000	.000	.969	.000	.000	.000	.000	.000	.922



Quality Counts, LLC

920 Blairhill Rd, STE B106
Charlotte, NC 28217

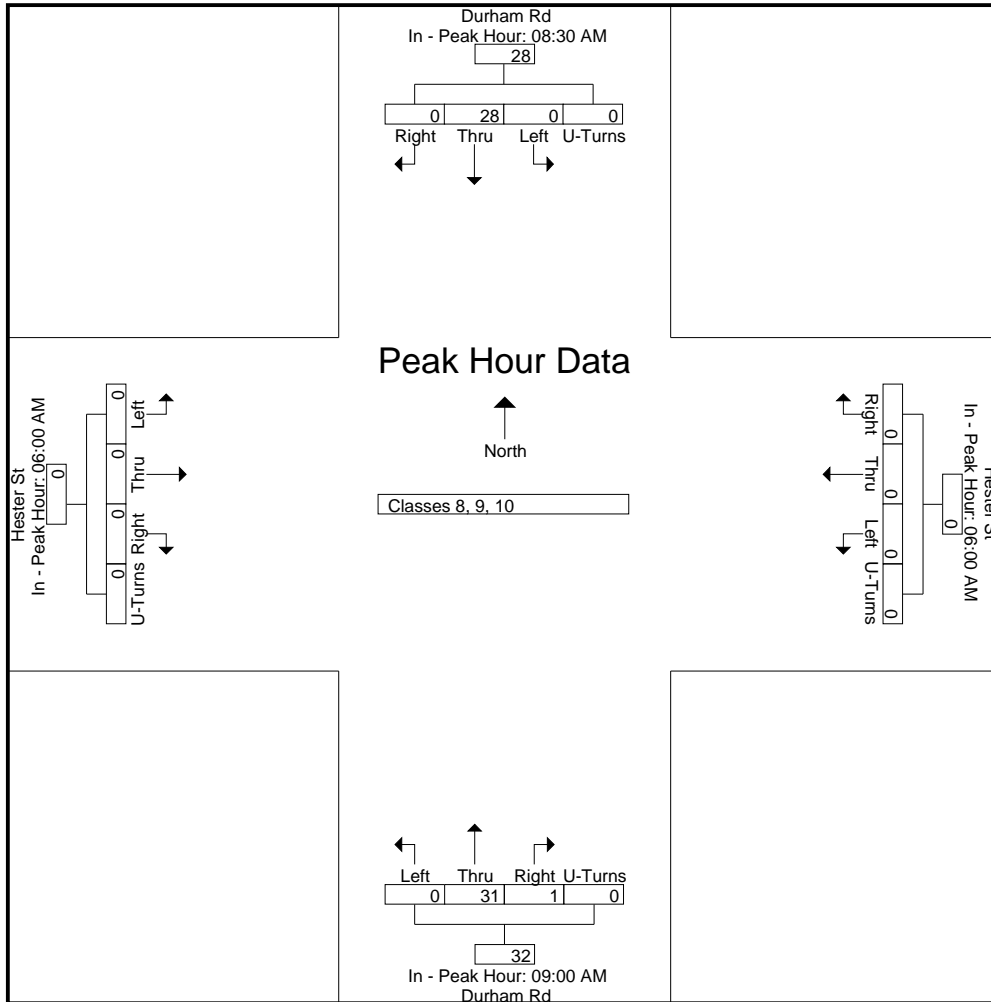
File Name : 14473003 - Durham Rd & Hester St
Site Code : 14473003
Start Date : 8/30/2017
Page No : 4

Start Time	Durham Rd Southbound					Hester St Westbound					Durham Rd Northbound					Hester St Eastbound					Int. Total
	Right	Thru	Left	U-Turns	App. Total	Right	Thru	Left	U-Turns	App. Total	Right	Thru	Left	U-Turns	App. Total	Right	Thru	Left	U-Turns	App. Total	

Peak Hour Analysis From 06:00 AM to 09:45 AM - Peak 1 of 1

Peak Hour for Each Approach Begins at:

	08:30 AM					06:00 AM					09:00 AM					06:00 AM				
+0 mins.	0	7	0	0	7	0	0	0	0	0	0	8	0	0	8	0	0	0	0	0
+15 mins.	0	7	0	0	7	0	0	0	0	0	0	8	0	0	8	0	0	0	0	0
+30 mins.	0	8	0	0	8	0	0	0	0	0	1	6	0	0	7	0	0	0	0	0
+45 mins.	0	6	0	0	6	0	0	0	0	0	0	9	0	0	9	0	0	0	0	0
Total Volume	0	28	0	0	28	0	0	0	0	0	1	31	0	0	32	0	0	0	0	0
% App. Total	0	100	0	0		0	0	0	0		3.1	96.9	0	0		0	0	0	0	
PHF	.000	.875	.000	.000	.875	.000	.000	.000	.000	.000	.250	.861	.000	.000	.889	.000	.000	.000	.000	.000

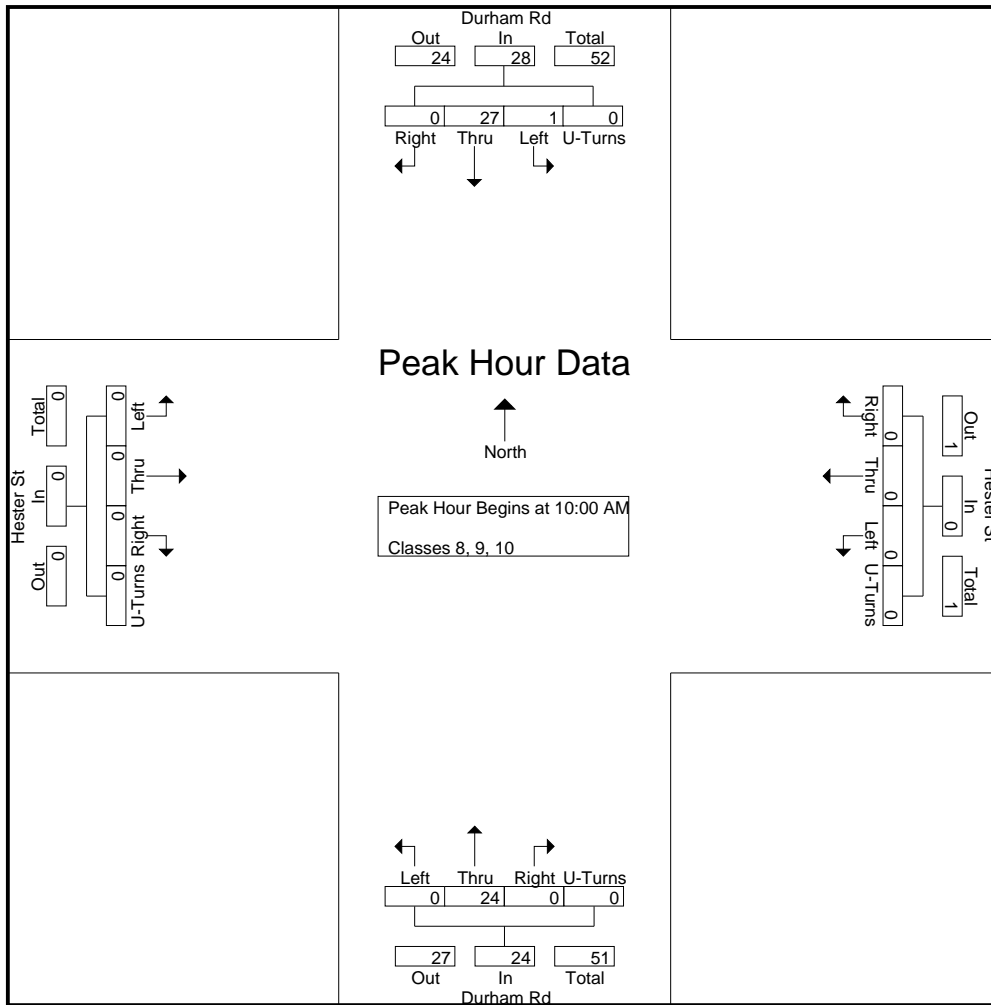


Quality Counts, LLC

920 Blairhill Rd, STE B106
Charlotte, NC 28217

File Name : 14473003 - Durham Rd & Hester St
Site Code : 14473003
Start Date : 8/30/2017
Page No : 5

Start Time	Durham Rd Southbound					Hester St Westbound					Durham Rd Northbound					Hester St Eastbound					Int. Total
	Right	Thru	Left	U-Turns	App. Total	Right	Thru	Left	U-Turns	App. Total	Right	Thru	Left	U-Turns	App. Total	Right	Thru	Left	U-Turns	App. Total	
Peak Hour Analysis From 10:00 AM to 02:45 PM - Peak 1 of 1																					
Peak Hour for Entire Intersection Begins at 10:00 AM																					
10:00 AM	0	5	0	0	5	0	0	0	0	0	0	13	0	0	13	0	0	0	0	0	18
10:15 AM	0	13	0	0	13	0	0	0	0	0	0	4	0	0	4	0	0	0	0	0	17
10:30 AM	0	3	0	0	3	0	0	0	0	0	0	4	0	0	4	0	0	0	0	0	7
10:45 AM	0	6	1	0	7	0	0	0	0	0	0	3	0	0	3	0	0	0	0	0	10
Total Volume	0	27	1	0	28	0	0	0	0	0	0	24	0	0	24	0	0	0	0	0	52
% App. Total	0	96.4	3.6	0		0	0	0	0	0	0	100	0	0		0	0	0	0		
PHF	.000	.519	.250	.000	.538	.000	.000	.000	.000	.000	.000	.462	.000	.000	.462	.000	.000	.000	.000	.000	.722



Quality Counts, LLC

920 Blairhill Rd, STE B106
Charlotte, NC 28217

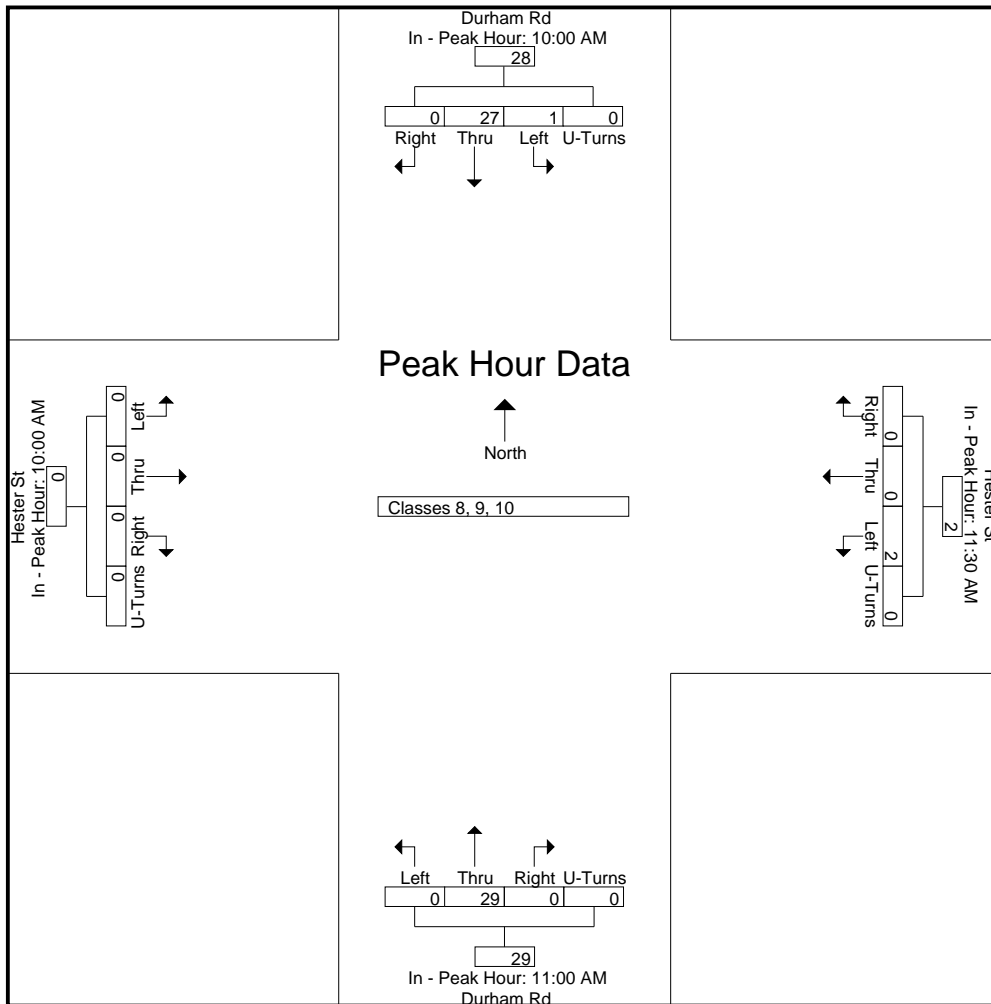
File Name : 14473003 - Durham Rd & Hester St
Site Code : 14473003
Start Date : 8/30/2017
Page No : 6

Start Time	Durham Rd Southbound					Hester St Westbound					Durham Rd Northbound					Hester St Eastbound					Int. Total
	Right	Thru	Left	U-Turns	App. Total	Right	Thru	Left	U-Turns	App. Total	Right	Thru	Left	U-Turns	App. Total	Right	Thru	Left	U-Turns	App. Total	

Peak Hour Analysis From 10:00 AM to 02:45 PM - Peak 1 of 1

Peak Hour for Each Approach Begins at:

	10:00 AM					11:30 AM					11:00 AM					10:00 AM				
+0 mins.	0	5	0	0	5	0	0	0	0	0	0	7	0	0	7	0	0	0	0	0
+15 mins.	0	13	0	0	13	0	0	1	0	1	0	7	0	0	7	0	0	0	0	0
+30 mins.	0	3	0	0	3	0	0	0	0	0	0	11	0	0	11	0	0	0	0	0
+45 mins.	0	6	1	0	7	0	0	1	0	1	0	4	0	0	4	0	0	0	0	0
Total Volume	0	27	1	0	28	0	0	2	0	2	0	29	0	0	29	0	0	0	0	0
% App. Total	0	96.4	3.6	0		0	0	100	0		0	100	0	0		0	0	0	0	
PHF	.000	.519	.250	.000	.538	.000	.000	.500	.000	.500	.000	.659	.000	.000	.659	.000	.000	.000	.000	.000



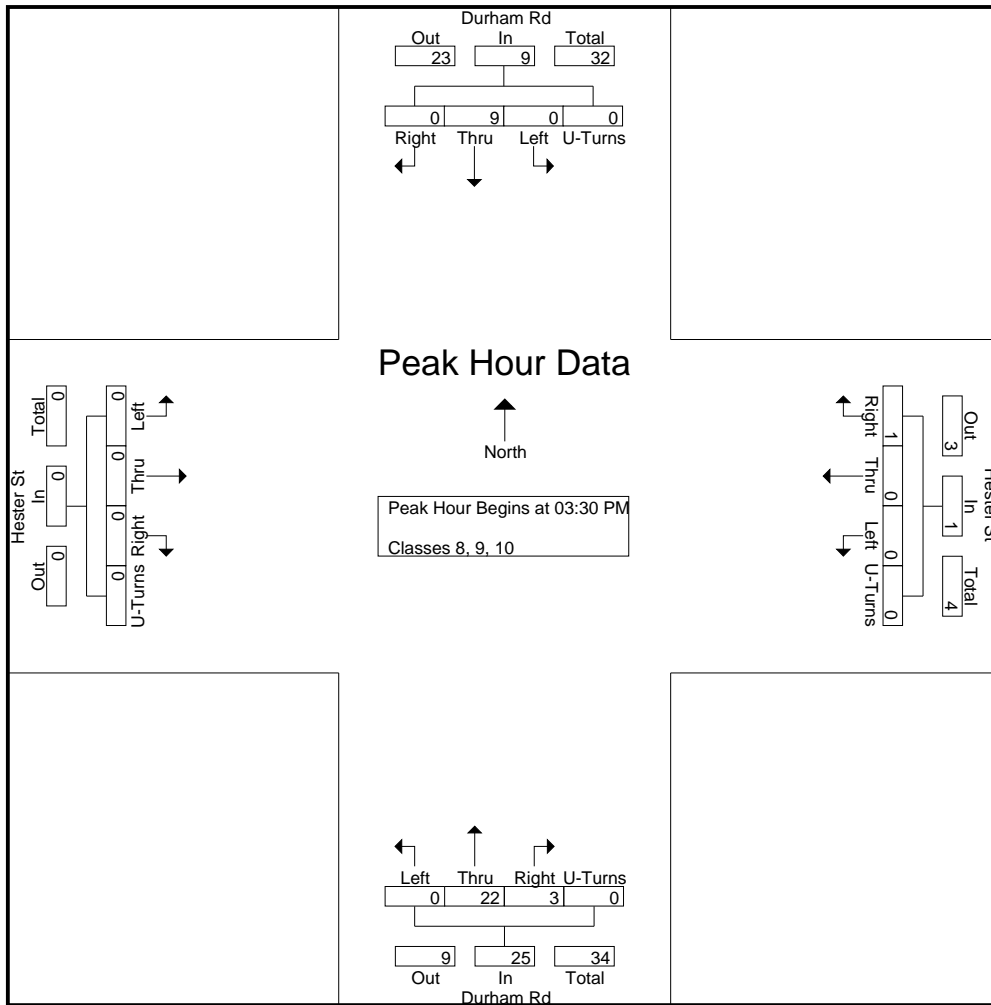
Quality Counts, LLC

920 Blairhill Rd, STE B106
Charlotte, NC 28217

File Name : 14473003 - Durham Rd & Hester St
Site Code : 14473003
Start Date : 8/30/2017
Page No : 7

Start Time	Durham Rd Southbound					Hester St Westbound					Durham Rd Northbound					Hester St Eastbound					Int. Total
	Right	Thru	Left	U-Turns	App. Total	Right	Thru	Left	U-Turns	App. Total	Right	Thru	Left	U-Turns	App. Total	Right	Thru	Left	U-Turns	App. Total	
03:30 PM	0	2	0	0	2	0	0	0	0	0	1	8	0	0	9	0	0	0	0	0	11
03:45 PM	0	4	0	0	4	1	0	0	0	1	0	2	0	0	2	0	0	0	0	0	7
04:00 PM	0	1	0	0	1	0	0	0	0	0	2	5	0	0	7	0	0	0	0	0	8
04:15 PM	0	2	0	0	2	0	0	0	0	0	0	7	0	0	7	0	0	0	0	0	9
Total Volume	0	9	0	0	9	1	0	0	0	1	3	22	0	0	25	0	0	0	0	0	35
% App. Total	0	100	0	0		100	0	0	0		12	88	0	0		0	0	0	0		
PHF	.000	.563	.000	.000	.563	.250	.000	.000	.000	.250	.375	.688	.000	.000	.694	.000	.000	.000	.000	.000	.795

Peak Hour Analysis From 03:00 PM to 06:45 PM - Peak 1 of 1
Peak Hour for Entire Intersection Begins at 03:30 PM



Quality Counts, LLC

920 Blairhill Rd, STE B106
Charlotte, NC 28217

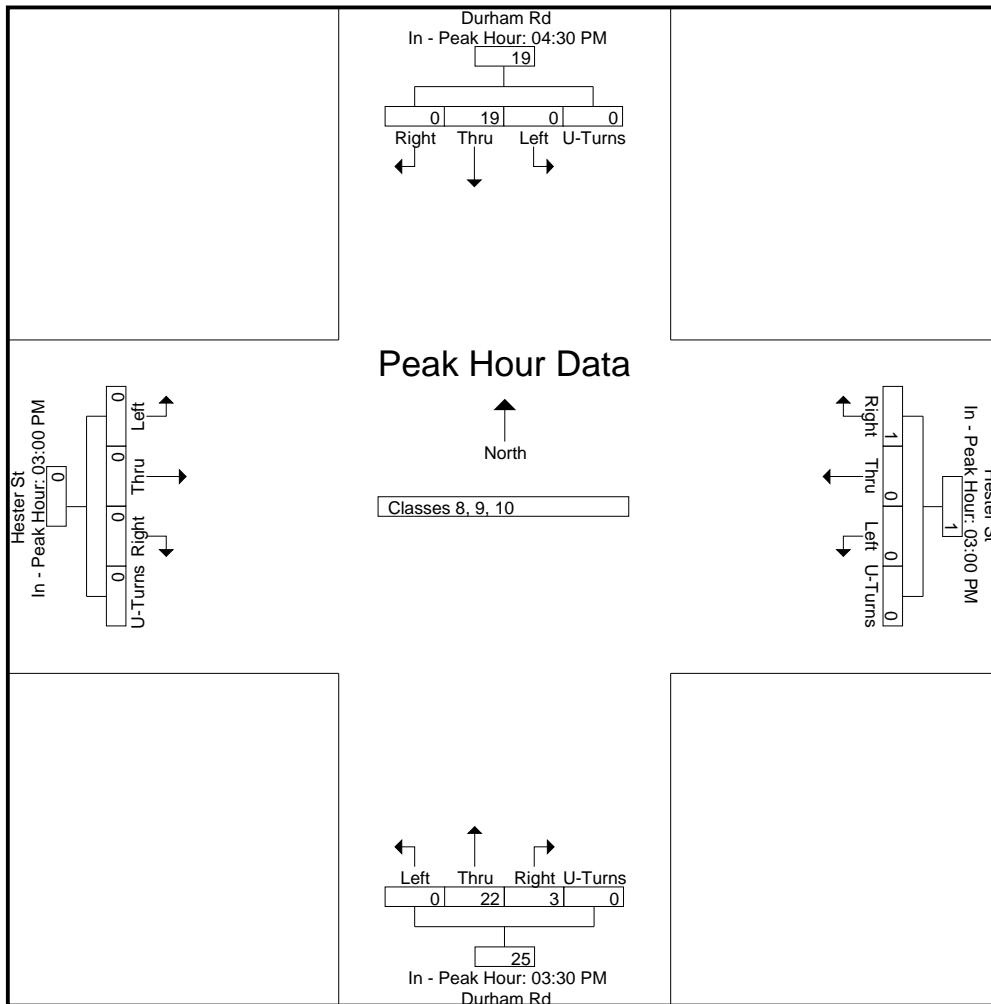
File Name : 14473003 - Durham Rd & Hester St
Site Code : 14473003
Start Date : 8/30/2017
Page No : 8

Start Time	Durham Rd Southbound					Hester St Westbound					Durham Rd Northbound					Hester St Eastbound					Int. Total
	Right	Thru	Left	U-Turns	App. Total	Right	Thru	Left	U-Turns	App. Total	Right	Thru	Left	U-Turns	App. Total	Right	Thru	Left	U-Turns	App. Total	

Peak Hour Analysis From 03:00 PM to 06:45 PM - Peak 1 of 1

Peak Hour for Each Approach Begins at:

	04:30 PM					03:00 PM					03:30 PM					03:00 PM				
+0 mins.	0	6	0	0	6	0	0	0	0	0	1	8	0	0	9	0	0	0	0	0
+15 mins.	0	4	0	0	4	0	0	0	0	0	0	2	0	0	2	0	0	0	0	0
+30 mins.	0	6	0	0	6	0	0	0	0	0	2	5	0	0	7	0	0	0	0	0
+45 mins.	0	3	0	0	3	1	0	0	0	1	0	7	0	0	7	0	0	0	0	0
Total Volume	0	19	0	0	19	1	0	0	0	1	3	22	0	0	25	0	0	0	0	0
% App. Total	0	100	0	0	0	100	0	0	0	0	12	88	0	0	0	0	0	0	0	0
PHF	.000	.792	.000	.000	.792	.250	.000	.000	.000	.250	.375	.688	.000	.000	.694	.000	.000	.000	.000	.000



Quality Counts, LLC

920 Blairhill Rd, STE B106
Charlotte, NC 28217

File Name : 14473003 - Durham Rd & Hester St

Site Code : 14473003

Start Date : 8/30/2017

Page No : 1

Groups Printed- Classes 11, 12, 13

Start Time	Durham Rd Southbound					Hester St Westbound					Durham Rd Northbound					Hester St Eastbound					Int. Total	
	Right	Thru	Left	U-Turns	App. Total	Right	Thru	Left	U-Turns	App. Total	Right	Thru	Left	U-Turns	App. Total	Right	Thru	Left	U-Turns	App. Total		
06:00 AM	0	0	0	0	0	0	0	0	0	0	0	0	0	0	0	0	0	0	0	0	0	0
06:15 AM	0	1	0	0	1	0	0	0	0	0	0	0	0	0	0	0	0	0	0	0	0	1
06:30 AM	0	0	0	0	0	0	0	0	0	0	0	0	0	0	0	0	0	0	0	0	0	0
06:45 AM	0	0	0	0	0	0	0	0	0	0	0	0	0	0	0	0	0	0	0	0	0	0
Total	0	1	0	0	1	0	0	0	0	0	0	0	0	0	0	0	0	0	0	0	0	1
07:00 AM	0	0	0	0	0	0	0	0	0	0	0	0	0	0	0	0	0	0	0	0	0	0
07:15 AM	0	0	0	0	0	0	0	0	0	0	0	0	0	0	0	0	0	0	0	0	0	0
07:30 AM	0	0	0	0	0	0	0	0	0	0	0	0	0	0	0	0	0	0	0	0	0	0
07:45 AM	0	0	0	0	0	0	0	0	0	0	0	0	0	0	0	0	0	0	0	0	0	0
Total	0	0	0	0	0	0	0	0	0	0	0	0	0	0	0	0	0	0	0	0	0	0
08:00 AM	0	0	0	0	0	0	0	0	0	0	0	0	0	0	0	0	0	0	0	0	0	0
08:15 AM	0	0	0	0	0	0	0	0	0	0	0	0	0	0	0	0	0	0	0	0	0	0
08:30 AM	0	0	0	0	0	0	0	0	0	0	0	0	0	0	0	0	0	0	0	0	0	0
08:45 AM	0	0	0	0	0	0	0	0	0	0	0	0	0	0	0	0	0	0	0	0	0	0
Total	0	0	0	0	0	0	0	0	0	0	0	0	0	0	0	0	0	0	0	0	0	0
09:00 AM	0	0	0	0	0	0	0	0	0	0	0	0	0	0	0	0	0	0	0	0	0	0
09:15 AM	0	0	0	0	0	0	0	0	0	0	0	0	0	0	0	0	0	0	0	0	0	0
09:30 AM	0	0	0	0	0	0	0	0	0	0	0	0	0	0	0	0	0	0	0	0	0	0
09:45 AM	0	0	0	0	0	0	0	0	0	0	0	0	0	0	0	0	0	0	0	0	0	0
Total	0	0	0	0	0	0	0	0	0	0	0	0	0	0	0	0	0	0	0	0	0	0
10:00 AM	0	0	0	0	0	0	0	0	0	0	0	0	0	0	0	0	0	0	0	0	0	0
10:15 AM	0	0	0	0	0	0	0	0	0	0	0	0	0	0	0	0	0	0	0	0	0	0
10:30 AM	0	0	0	0	0	0	0	0	0	0	0	0	0	0	0	0	0	0	0	0	0	0
10:45 AM	0	0	0	0	0	0	0	0	0	0	0	0	0	0	0	0	0	0	0	0	0	0
Total	0	0	0	0	0	0	0	0	0	0	0	0	0	0	0	0	0	0	0	0	0	0
11:00 AM	0	0	0	0	0	0	0	0	0	0	0	0	0	0	0	0	0	0	0	0	0	0
11:15 AM	0	0	0	0	0	0	0	0	0	0	0	0	0	0	0	0	0	0	0	0	0	0
11:30 AM	0	0	0	0	0	0	0	0	0	0	0	0	0	0	0	0	0	0	0	0	0	0
11:45 AM	0	0	0	0	0	0	0	0	0	0	0	0	0	0	0	0	0	0	0	0	0	0
Total	0	0	0	0	0	0	0	0	0	0	0	0	0	0	0	0	0	0	0	0	0	0
12:00 PM	0	0	0	0	0	0	0	0	0	0	0	0	0	0	0	0	0	0	0	0	0	0
12:15 PM	0	0	0	0	0	0	0	0	0	0	0	0	0	0	0	0	0	0	0	0	0	0
12:30 PM	0	0	0	0	0	0	0	0	0	0	0	0	0	0	0	0	0	0	0	0	0	0
12:45 PM	0	0	0	0	0	0	0	0	0	0	0	0	0	0	0	0	0	0	0	0	0	0
Total	0	0	0	0	0	0	0	0	0	0	0	0	0	0	0	0	0	0	0	0	0	0
01:00 PM	0	0	0	0	0	0	0	0	0	0	0	0	0	0	0	0	0	0	0	0	0	0
01:15 PM	0	0	0	0	0	0	0	0	0	0	0	0	0	0	0	0	0	0	0	0	0	0
01:30 PM	0	0	0	0	0	0	0	0	0	0	0	0	0	0	0	0	0	0	0	0	0	0
01:45 PM	0	0	0	0	0	0	0	0	0	0	0	0	0	0	0	0	0	0	0	0	0	0
Total	0	0	0	0	0	0	0	0	0	0	0	0	0	0	0	0	0	0	0	0	0	0
02:00 PM	0	0	0	0	0	0	0	0	0	0	0	0	0	0	0	0	0	0	0	0	0	0
02:15 PM	0	0	0	0	0	0	0	0	0	0	0	0	0	0	0	0	0	0	0	0	0	0
02:30 PM	0	0	0	0	0	0	0	0	0	0	0	0	0	0	0	0	0	0	0	0	0	0
02:45 PM	0	0	0	0	0	0	0	0	0	0	0	0	0	0	0	0	0	0	0	0	0	0
Total	0	0	0	0	0	0	0	0	0	0	0	0	0	0	0	0	0	0	0	0	0	0
03:00 PM	0	0	0	0	0	0	0	0	0	0	0	0	0	0	0	0	0	0	0	0	0	0
03:15 PM	0	1	0	0	1	0	0	0	0	0	0	1	0	0	1	0	0	0	0	0	0	2
03:30 PM	0	0	0	0	0	0	0	0	0	0	0	0	0	0	0	0	0	0	0	0	0	0
03:45 PM	0	0	0	0	0	0	0	0	0	0	0	0	0	0	0	0	0	0	0	0	0	0
Total	0	1	0	0	1	0	0	0	0	0	0	1	0	0	1	0	0	0	0	0	0	2

Quality Counts, LLC

920 Blairhill Rd, STE B106
Charlotte, NC 28217

File Name : 14473003 - Durham Rd & Hester St

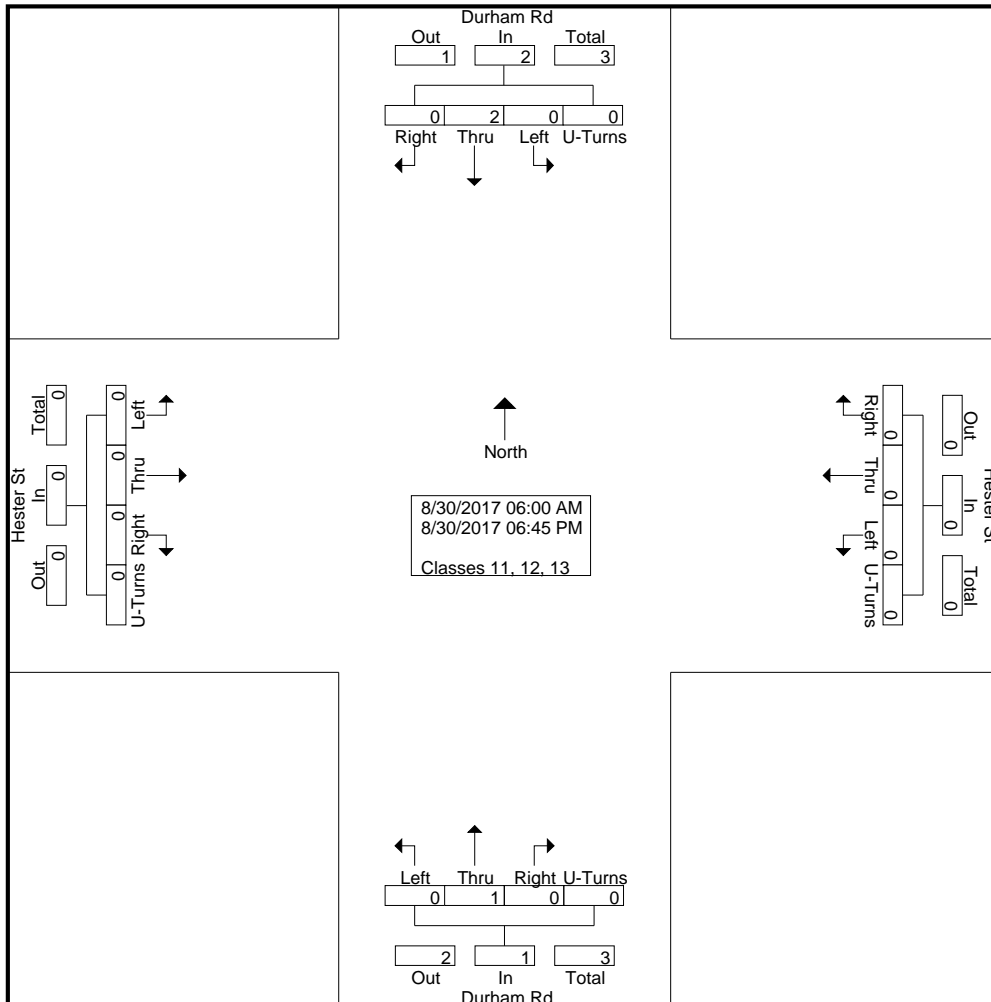
Site Code : 14473003

Start Date : 8/30/2017

Page No : 2

Groups Printed- Classes 11, 12, 13

Start Time	Durham Rd Southbound					Hester St Westbound					Durham Rd Northbound					Hester St Eastbound					Int. Total					
	Right	Thru	Left	U-Turns	App. Total	Right	Thru	Left	U-Turns	App. Total	Right	Thru	Left	U-Turns	App. Total	Right	Thru	Left	U-Turns	App. Total						
04:00 PM	0	0	0	0	0	0	0	0	0	0	0	0	0	0	0	0	0	0	0	0	0	0	0	0	0	0
04:15 PM	0	0	0	0	0	0	0	0	0	0	0	0	0	0	0	0	0	0	0	0	0	0	0	0	0	0
04:30 PM	0	0	0	0	0	0	0	0	0	0	0	0	0	0	0	0	0	0	0	0	0	0	0	0	0	0
04:45 PM	0	0	0	0	0	0	0	0	0	0	0	0	0	0	0	0	0	0	0	0	0	0	0	0	0	0
Total	0	0	0	0	0	0	0	0	0	0	0	0	0	0	0	0	0	0	0	0	0	0	0	0	0	0
05:00 PM	0	0	0	0	0	0	0	0	0	0	0	0	0	0	0	0	0	0	0	0	0	0	0	0	0	0
05:15 PM	0	0	0	0	0	0	0	0	0	0	0	0	0	0	0	0	0	0	0	0	0	0	0	0	0	0
05:30 PM	0	0	0	0	0	0	0	0	0	0	0	0	0	0	0	0	0	0	0	0	0	0	0	0	0	0
05:45 PM	0	0	0	0	0	0	0	0	0	0	0	0	0	0	0	0	0	0	0	0	0	0	0	0	0	0
Total	0	0	0	0	0	0	0	0	0	0	0	0	0	0	0	0	0	0	0	0	0	0	0	0	0	0
06:00 PM	0	0	0	0	0	0	0	0	0	0	0	0	0	0	0	0	0	0	0	0	0	0	0	0	0	0
06:15 PM	0	0	0	0	0	0	0	0	0	0	0	0	0	0	0	0	0	0	0	0	0	0	0	0	0	0
06:30 PM	0	0	0	0	0	0	0	0	0	0	0	0	0	0	0	0	0	0	0	0	0	0	0	0	0	0
06:45 PM	0	0	0	0	0	0	0	0	0	0	0	0	0	0	0	0	0	0	0	0	0	0	0	0	0	0
Total	0	0	0	0	0	0	0	0	0	0	0	0	0	0	0	0	0	0	0	0	0	0	0	0	0	0
Grand Total	0	2	0	0	2	0	0	0	0	0	0	1	0	0	1	0	0	0	0	0	0	0	0	0	0	3
Apprch %	0	100	0	0		0	0	0	0		0	100	0	0		0	0	0	0		0	0	0	0		
Total %	0	66.7	0	0	66.7	0	0	0	0	0	0	33.3	0	0	33.3	0	0	0	0	0	0	0	0	0	0	

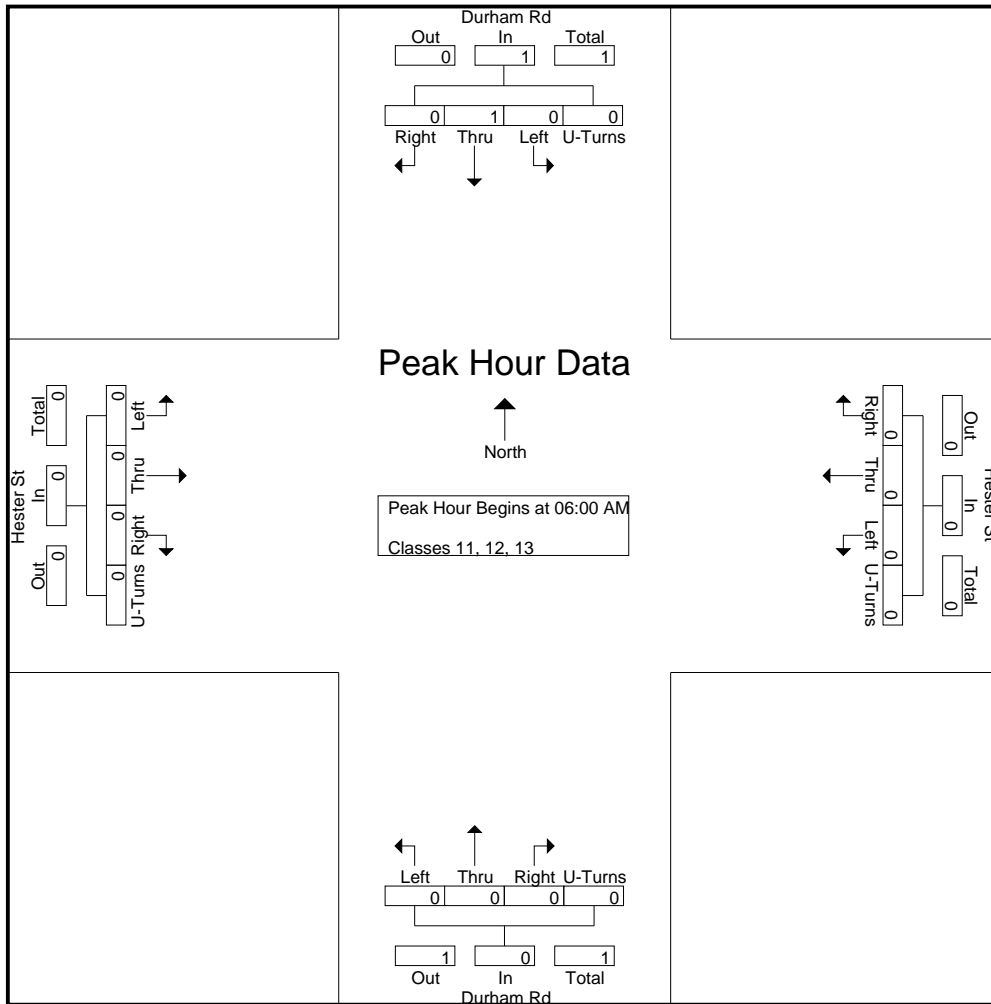


Quality Counts, LLC

920 Blairhill Rd, STE B106
Charlotte, NC 28217

File Name : 14473003 - Durham Rd & Hester St
Site Code : 14473003
Start Date : 8/30/2017
Page No : 3

Start Time	Durham Rd Southbound					Hester St Westbound					Durham Rd Northbound					Hester St Eastbound					Int. Total	
	Right	Thru	Left	U-Turns	App. Total	Right	Thru	Left	U-Turns	App. Total	Right	Thru	Left	U-Turns	App. Total	Right	Thru	Left	U-Turns	App. Total		
Peak Hour Analysis From 06:00 AM to 09:45 AM - Peak 1 of 1																						
Peak Hour for Entire Intersection Begins at 06:00 AM																						
06:00 AM	0	0	0	0	0	0	0	0	0	0	0	0	0	0	0	0	0	0	0	0	0	0
06:15 AM	0	1	0	0	1	0	0	0	0	0	0	0	0	0	0	0	0	0	0	0	0	0
06:30 AM	0	0	0	0	0	0	0	0	0	0	0	0	0	0	0	0	0	0	0	0	0	0
06:45 AM	0	0	0	0	0	0	0	0	0	0	0	0	0	0	0	0	0	0	0	0	0	0
Total Volume	0	1	0	0	1	0	0	0	0	0	0	0	0	0	0	0	0	0	0	0	0	0
% App. Total	0	100	0	0		0	0	0	0		0	0	0	0		0	0	0	0		0	
PHF	.000	.250	.000	.000	.250	.000	.000	.000	.000	.000	.000	.000	.000	.000	.000	.000	.000	.000	.000	.000	.000	.250



Quality Counts, LLC

920 Blairhill Rd, STE B106
Charlotte, NC 28217

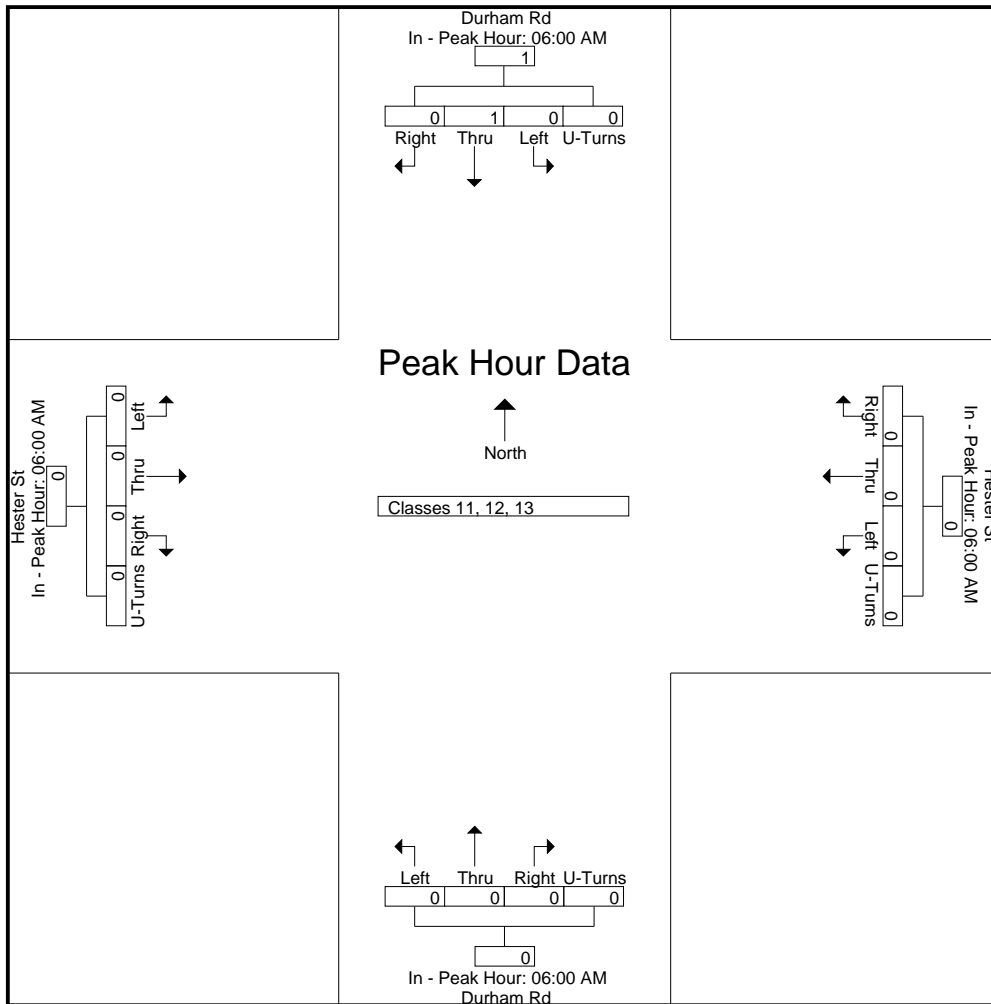
File Name : 14473003 - Durham Rd & Hester St
Site Code : 14473003
Start Date : 8/30/2017
Page No : 4

Start Time	Durham Rd Southbound					Hester St Westbound					Durham Rd Northbound					Hester St Eastbound					Int. Total
	Right	Thru	Left	U-Turns	App. Total	Right	Thru	Left	U-Turns	App. Total	Right	Thru	Left	U-Turns	App. Total	Right	Thru	Left	U-Turns	App. Total	

Peak Hour Analysis From 06:00 AM to 09:45 AM - Peak 1 of 1

Peak Hour for Each Approach Begins at:

	06:00 AM					06:00 AM					06:00 AM					06:00 AM				
+0 mins.	0	0	0	0	0	0	0	0	0	0	0	0	0	0	0	0	0	0	0	0
+15 mins.	0	1	0	0	1	0	0	0	0	0	0	0	0	0	0	0	0	0	0	0
+30 mins.	0	0	0	0	0	0	0	0	0	0	0	0	0	0	0	0	0	0	0	0
+45 mins.	0	0	0	0	0	0	0	0	0	0	0	0	0	0	0	0	0	0	0	0
Total Volume	0	1	0	0	1	0	0	0	0	0	0	0	0	0	0	0	0	0	0	0
% App. Total	0	100	0	0		0	0	0	0		0	0	0	0		0	0	0	0	
PHF	.000	.250	.000	.000	.250	.000	.000	.000	.000	.000	.000	.000	.000	.000	.000	.000	.000	.000	.000	.000



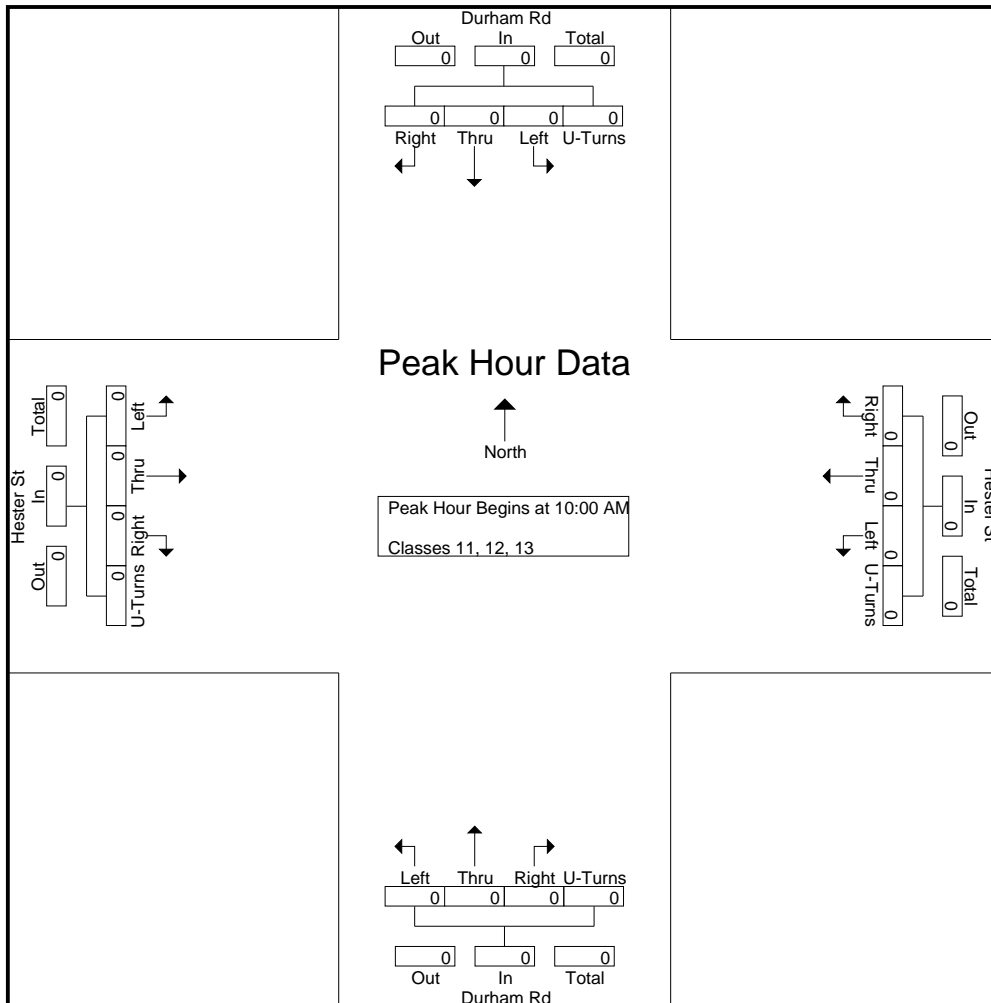
Quality Counts, LLC

920 Blairhill Rd, STE B106
Charlotte, NC 28217

File Name : 14473003 - Durham Rd & Hester St
Site Code : 14473003
Start Date : 8/30/2017
Page No : 5

Start Time	Durham Rd Southbound					Hester St Westbound					Durham Rd Northbound					Hester St Eastbound					Int. Total					
	Right	Thru	Left	U-Turns	App. Total	Right	Thru	Left	U-Turns	App. Total	Right	Thru	Left	U-Turns	App. Total	Right	Thru	Left	U-Turns	App. Total						
10:00 AM	0	0	0	0	0	0	0	0	0	0	0	0	0	0	0	0	0	0	0	0	0	0	0	0	0	0
10:15 AM	0	0	0	0	0	0	0	0	0	0	0	0	0	0	0	0	0	0	0	0	0	0	0	0	0	0
10:30 AM	0	0	0	0	0	0	0	0	0	0	0	0	0	0	0	0	0	0	0	0	0	0	0	0	0	0
10:45 AM	0	0	0	0	0	0	0	0	0	0	0	0	0	0	0	0	0	0	0	0	0	0	0	0	0	0
Total Volume	0	0	0	0	0	0	0	0	0	0	0	0	0	0	0	0	0	0	0	0	0	0	0	0	0	0
% App. Total	0	0	0	0	0	0	0	0	0	0	0	0	0	0	0	0	0	0	0	0	0	0	0	0	0	0
PHF	.000	.000	.000	.000	.000	.000	.000	.000	.000	.000	.000	.000	.000	.000	.000	.000	.000	.000	.000	.000	.000	.000	.000	.000	.000	.000

Peak Hour Analysis From 10:00 AM to 02:45 PM - Peak 1 of 1
Peak Hour for Entire Intersection Begins at 10:00 AM



Quality Counts, LLC

920 Blairhill Rd, STE B106
Charlotte, NC 28217

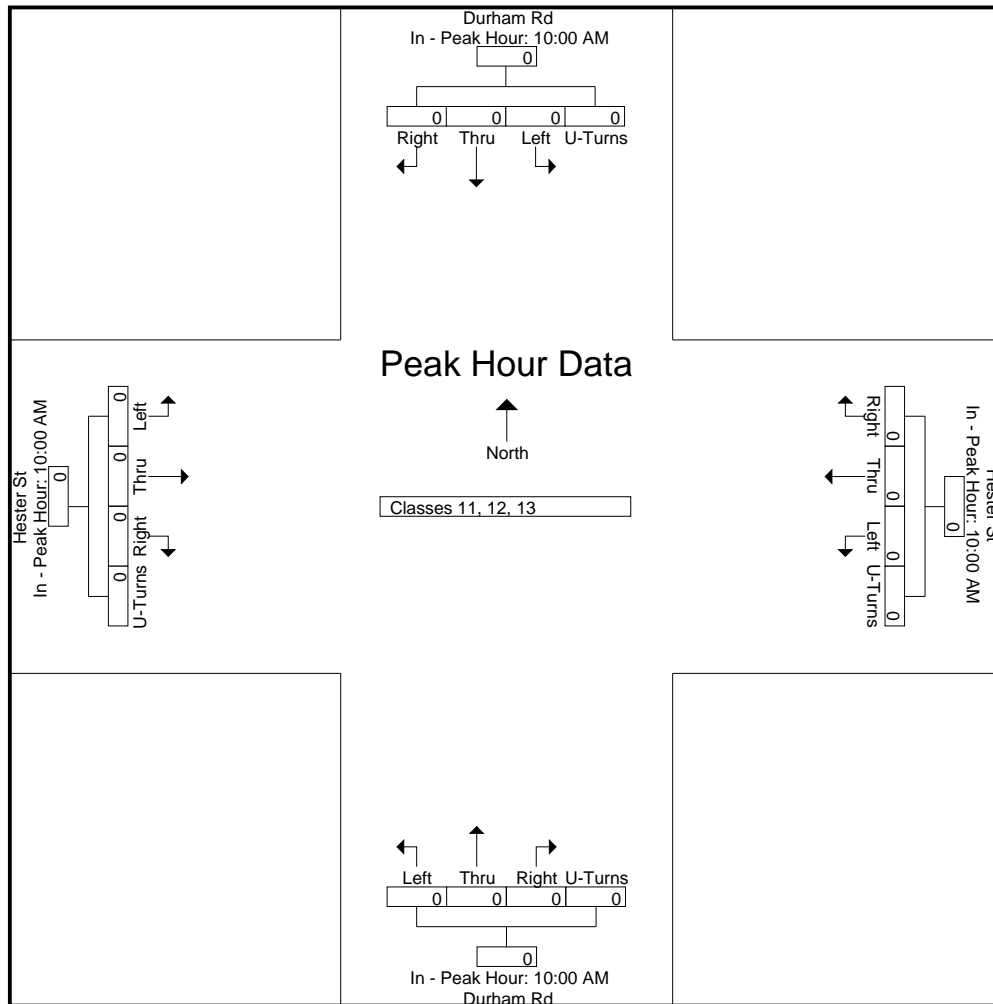
File Name : 14473003 - Durham Rd & Hester St
Site Code : 14473003
Start Date : 8/30/2017
Page No : 6

Start Time	Durham Rd Southbound					Hester St Westbound					Durham Rd Northbound					Hester St Eastbound					Int. Total
	Rig ht	Thr u	Left	U-Turns	App. Total	Right	Thr u	Left	U-Turns	App. Total	Right	Thr u	Left	U-Turns	App. Total	Right	Thr u	Left	U-Turns	App. Total	

Peak Hour Analysis From 10:00 AM to 02:45 PM - Peak 1 of 1

Peak Hour for Each Approach Begins at:

	10:00 AM					10:00 AM					10:00 AM					10:00 AM									
+0 mins.	0	0	0	0	0	0	0	0	0	0	0	0	0	0	0	0	0	0	0	0	0	0	0	0	0
+15 mins.	0	0	0	0	0	0	0	0	0	0	0	0	0	0	0	0	0	0	0	0	0	0	0	0	0
+30 mins.	0	0	0	0	0	0	0	0	0	0	0	0	0	0	0	0	0	0	0	0	0	0	0	0	0
+45 mins.	0	0	0	0	0	0	0	0	0	0	0	0	0	0	0	0	0	0	0	0	0	0	0	0	0
Total Volume	0	0	0	0	0	0	0	0	0	0	0	0	0	0	0	0	0	0	0	0	0	0	0	0	0
% App. Total	0	0	0	0	0	0	0	0	0	0	0	0	0	0	0	0	0	0	0	0	0	0	0	0	0
PHF	.000	.000	.000	.000	.000	.000	.000	.000	.000	.000	.000	.000	.000	.000	.000	.000	.000	.000	.000	.000	.000	.000	.000	.000	.000



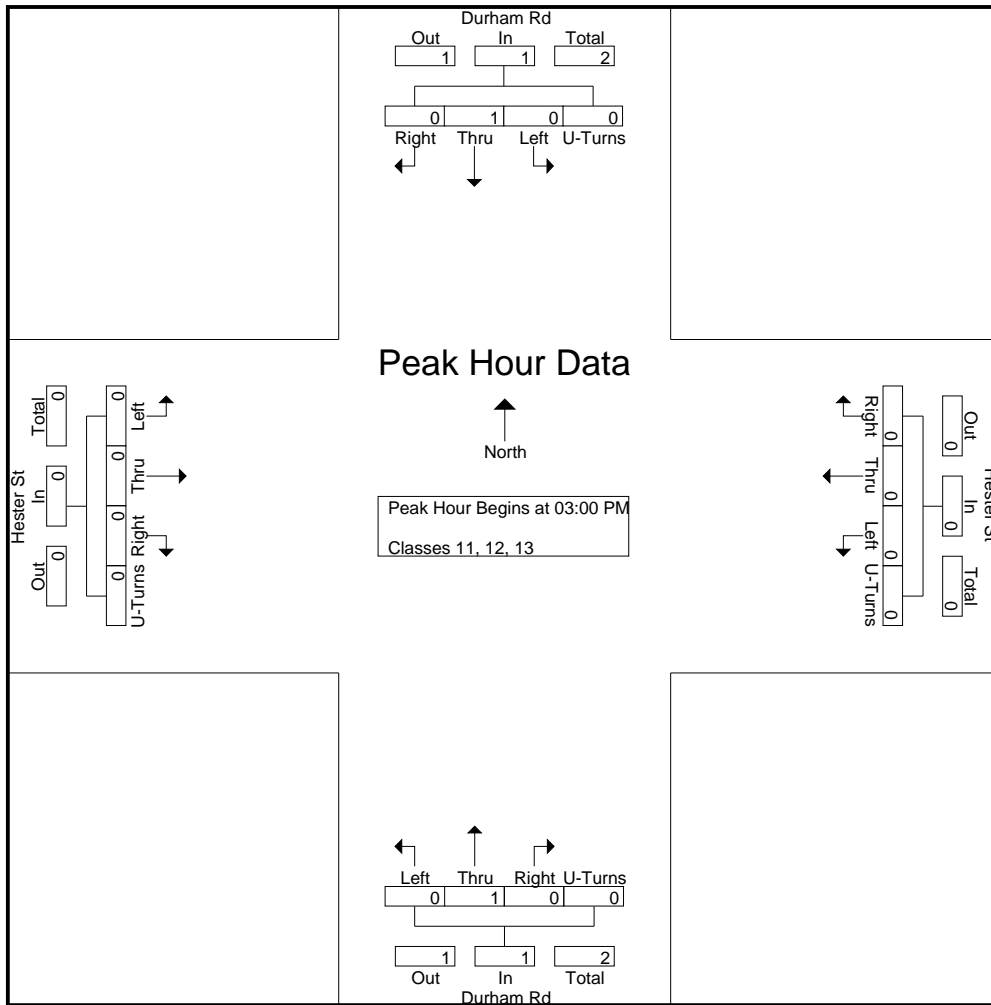
Quality Counts, LLC

920 Blairhill Rd, STE B106
Charlotte, NC 28217

File Name : 14473003 - Durham Rd & Hester St
Site Code : 14473003
Start Date : 8/30/2017
Page No : 7

Start Time	Durham Rd Southbound					Hester St Westbound					Durham Rd Northbound					Hester St Eastbound					Int. Total	
	Right	Thru	Left	U-Turns	App. Total	Right	Thru	Left	U-Turns	App. Total	Right	Thru	Left	U-Turns	App. Total	Right	Thru	Left	U-Turns	App. Total		
03:00 PM	0	0	0	0	0	0	0	0	0	0	0	0	0	0	0	0	0	0	0	0	0	
03:15 PM	0	1	0	0	1	0	0	0	0	0	0	1	0	0	1	0	0	0	0	0	0	2
03:30 PM	0	0	0	0	0	0	0	0	0	0	0	0	0	0	0	0	0	0	0	0	0	0
03:45 PM	0	0	0	0	0	0	0	0	0	0	0	0	0	0	0	0	0	0	0	0	0	0
Total Volume	0	1	0	0	1	0	0	0	0	0	0	1	0	0	1	0	0	0	0	0	0	2
% App. Total	0	100	0	0		0	0	0	0		0	100	0	0		0	0	0	0			
PHF	.000	.250	.000	.000	.250	.000	.000	.000	.000	.000	.000	.250	.000	.000	.250	.000	.000	.000	.000	.000		.250

Peak Hour Analysis From 03:00 PM to 06:45 PM - Peak 1 of 1
Peak Hour for Entire Intersection Begins at 03:00 PM



Quality Counts, LLC

920 Blairhill Rd, STE B106
Charlotte, NC 28217

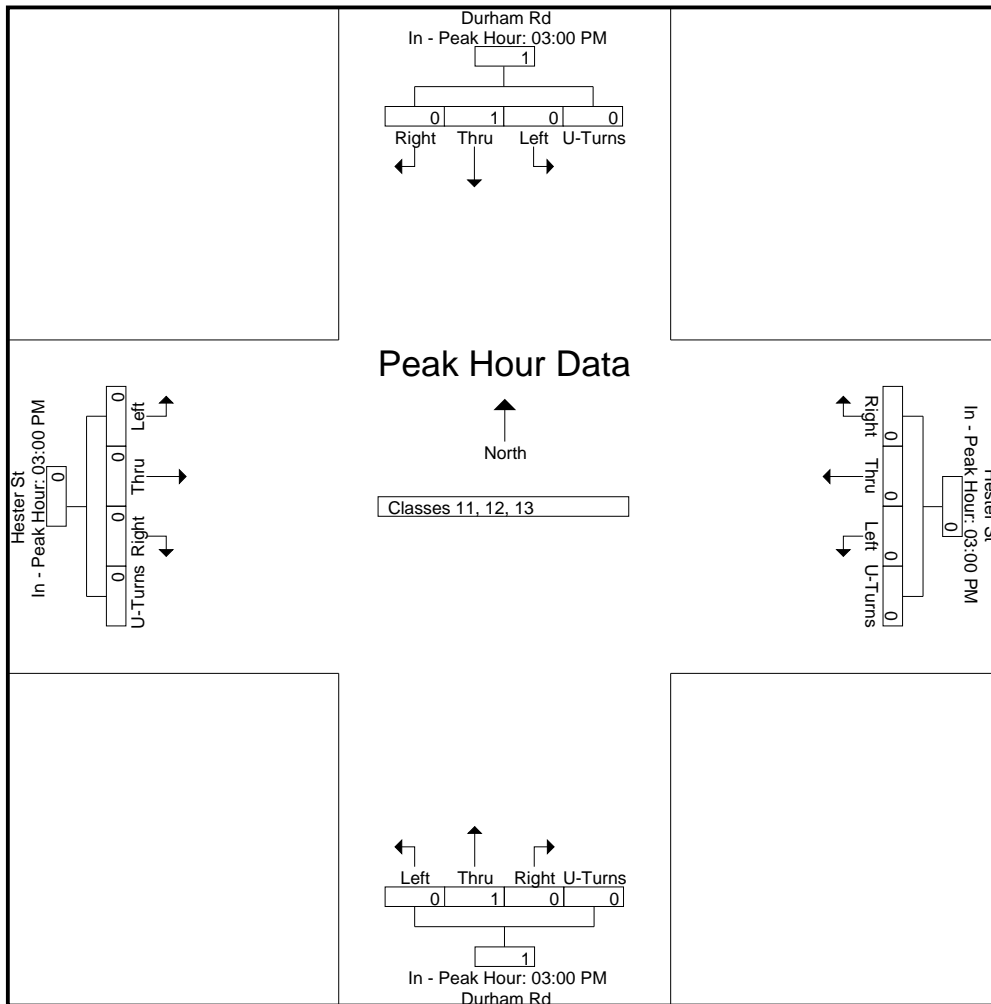
File Name : 14473003 - Durham Rd & Hester St
Site Code : 14473003
Start Date : 8/30/2017
Page No : 8

Start Time	Durham Rd Southbound					Hester St Westbound					Durham Rd Northbound					Hester St Eastbound					Int. Total
	Right	Thru	Left	U-Turns	App. Total	Right	Thru	Left	U-Turns	App. Total	Right	Thru	Left	U-Turns	App. Total	Right	Thru	Left	U-Turns	App. Total	

Peak Hour Analysis From 03:00 PM to 06:45 PM - Peak 1 of 1

Peak Hour for Each Approach Begins at:

	03:00 PM					03:00 PM					03:00 PM					03:00 PM									
+0 mins.	0	0	0	0	0	0	0	0	0	0	0	0	0	0	0	0	0	0	0	0	0	0	0	0	0
+15 mins.	0	1	0	0	1	0	0	0	0	0	0	1	0	0	1	0	0	0	0	0	0	0	0	0	0
+30 mins.	0	0	0	0	0	0	0	0	0	0	0	0	0	0	0	0	0	0	0	0	0	0	0	0	0
+45 mins.	0	0	0	0	0	0	0	0	0	0	0	0	0	0	0	0	0	0	0	0	0	0	0	0	0
Total Volume	0	1	0	0	1	0	0	0	0	0	0	1	0	0	1	0	0	0	0	0	0	0	0	0	0
% App. Total	0	100	0	0		0	0	0	0		0	100	0	0		0	0	0	0		0	0	0	0	
PHF	.000	.250	.000	.000	.250	.000	.000	.000	.000	.000	.000	.250	.000	.000	.250	.000	.000	.000	.000	.000	.000	.000	.000	.000	.000



Quality Counts, LLC

920 Blairhill Rd, STE B106
Charlotte, NC 28217

File Name : 14473003 - Durham Rd & Hester St

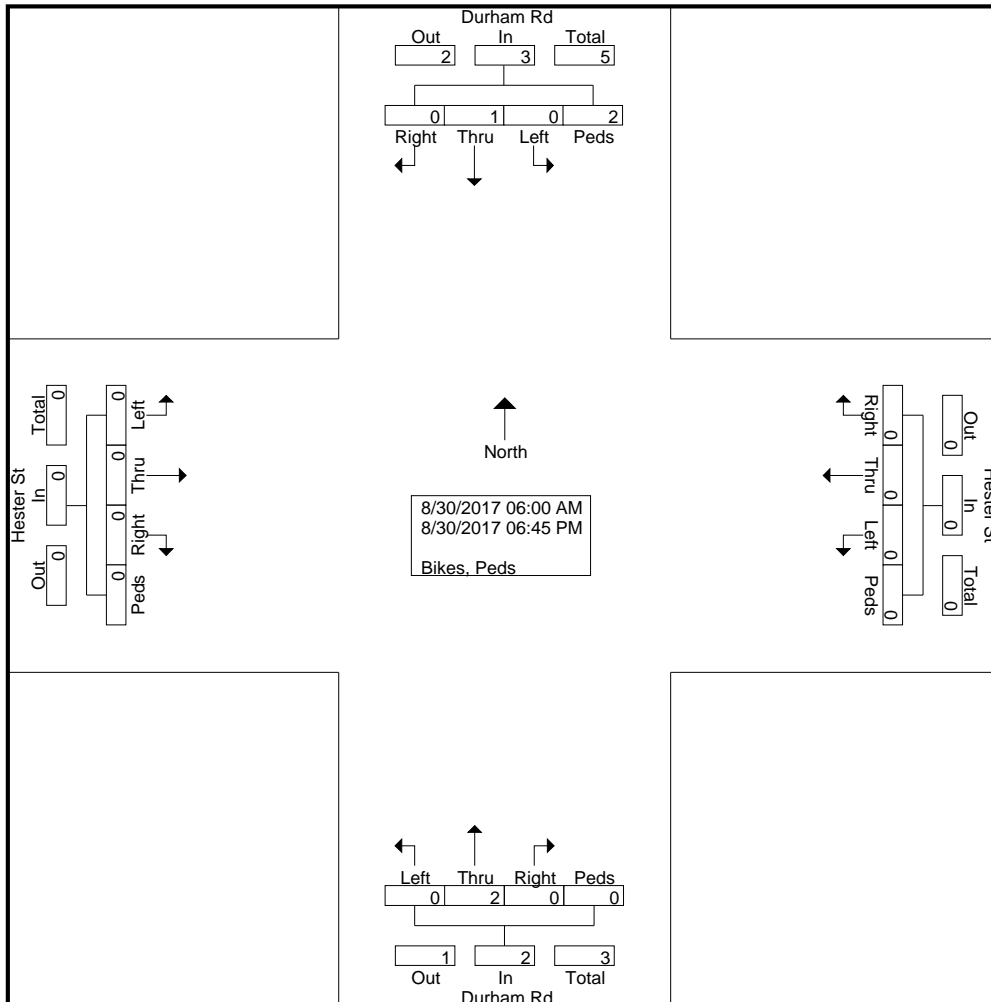
Site Code : 14473003

Start Date : 8/30/2017

Page No : 2

Groups Printed- Bikes, Peds

Start Time	Durham Rd Southbound					Hester St Westbound					Durham Rd Northbound					Hester St Eastbound					Int. Total	
	Right	Thru	Left	Peds	App. Total	Right	Thru	Left	Peds	App. Total	Right	Thru	Left	Peds	App. Total	Right	Thru	Left	Peds	App. Total		
04:00 PM	0	0	0	0	0	0	0	0	0	0	0	0	0	0	0	0	0	0	0	0	0	0
04:15 PM	0	0	0	0	0	0	0	0	0	0	0	0	0	0	0	0	0	0	0	0	0	0
04:30 PM	0	0	0	0	0	0	0	0	0	0	0	0	0	0	0	0	0	0	0	0	0	0
04:45 PM	0	0	0	0	0	0	0	0	0	0	0	0	0	0	0	0	0	0	0	0	0	0
Total	0	0	0	0	0	0	0	0	0	0	0	0	0	0	0	0	0	0	0	0	0	0
05:00 PM	0	0	0	0	0	0	0	0	0	0	0	0	0	0	0	0	0	0	0	0	0	0
05:15 PM	0	0	0	0	0	0	0	0	0	0	0	0	0	0	0	0	0	0	0	0	0	0
05:30 PM	0	0	0	0	0	0	0	0	0	0	0	0	0	0	0	0	0	0	0	0	0	0
05:45 PM	0	0	0	0	0	0	0	0	0	0	0	1	0	0	1	0	0	0	0	0	0	1
Total	0	0	0	0	0	0	0	0	0	0	0	1	0	0	1	0	0	0	0	0	0	1
06:00 PM	0	0	0	0	0	0	0	0	0	0	0	0	0	0	0	0	0	0	0	0	0	0
06:15 PM	0	0	0	0	0	0	0	0	0	0	0	0	0	0	0	0	0	0	0	0	0	0
06:30 PM	0	0	0	0	0	0	0	0	0	0	0	0	0	0	0	0	0	0	0	0	0	0
06:45 PM	0	0	0	0	0	0	0	0	0	0	0	0	0	0	0	0	0	0	0	0	0	0
Total	0	0	0	0	0	0	0	0	0	0	0	0	0	0	0	0	0	0	0	0	0	0
Grand Total	0	1	0	2	3	0	0	0	0	0	0	2	0	0	2	0	0	0	0	0	0	5
Apprch %	0	33.3	0	66.7		0	0	0	0		0	100	0	0		0	0	0	0		0	
Total %	0	20	0	40	60	0	0	0	0	0	0	40	0	0	40	0	0	0	0	0	0	

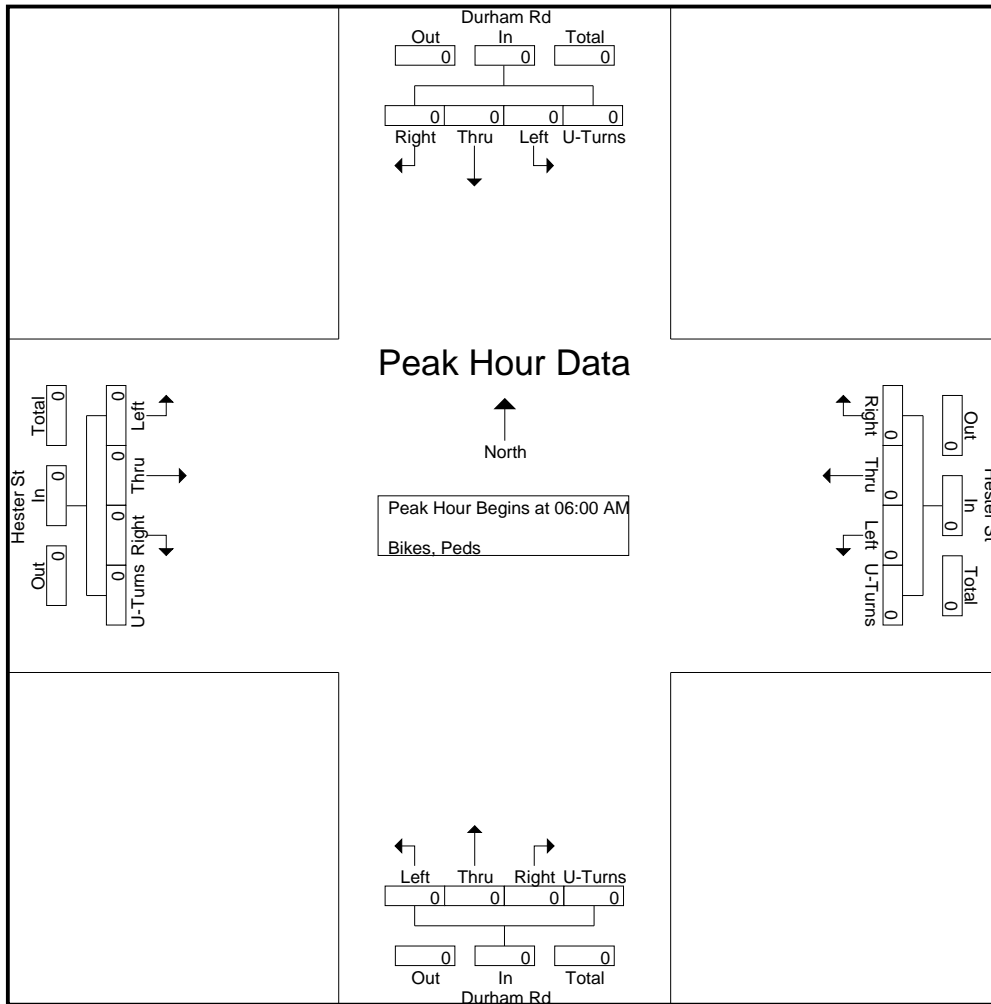


Quality Counts, LLC

920 Blairhill Rd, STE B106
Charlotte, NC 28217

File Name : 14473003 - Durham Rd & Hester St
Site Code : 14473003
Start Date : 8/30/2017
Page No : 3

Start Time	Durham Rd Southbound					Hester St Westbound					Durham Rd Northbound					Hester St Eastbound					Int. Total	
	Right	Thru	Left	Peds	App. Total	Right	Thru	Left	Peds	App. Total	Right	Thru	Left	Peds	App. Total	Right	Thru	Left	Peds	App. Total		
Peak Hour Analysis From 06:00 AM to 09:45 AM - Peak 1 of 1																						
Peak Hour for Entire Intersection Begins at 06:00 AM																						
06:00 AM	0	0	0	0	0	0	0	0	0	0	0	0	0	0	0	0	0	0	0	0	0	0
06:15 AM	0	0	0	0	0	0	0	0	0	0	0	0	0	0	0	0	0	0	0	0	0	0
06:30 AM	0	0	0	0	0	0	0	0	0	0	0	0	0	0	0	0	0	0	0	0	0	0
06:45 AM	0	0	0	0	0	0	0	0	0	0	0	0	0	0	0	0	0	0	0	0	0	0
Total Volume	0	0	0	0	0	0	0	0	0	0	0	0	0	0	0	0	0	0	0	0	0	0
% App. Total	0	0	0	0	0	0	0	0	0	0	0	0	0	0	0	0	0	0	0	0	0	0
PHF	.000	.000	.000	.000	.000	.000	.000	.000	.000	.000	.000	.000	.000	.000	.000	.000	.000	.000	.000	.000	.000	.000



Quality Counts, LLC

920 Blairhill Rd, STE B106
Charlotte, NC 28217

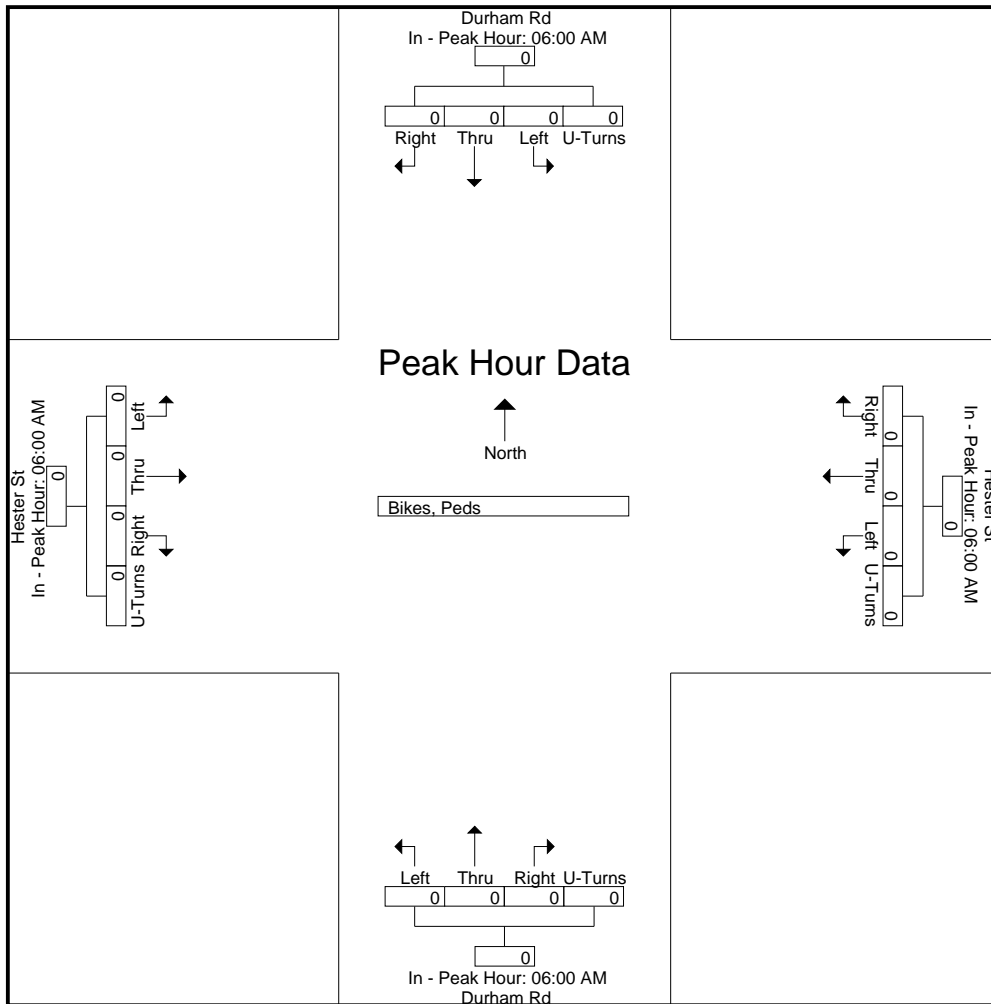
File Name : 14473003 - Durham Rd & Hester St
Site Code : 14473003
Start Date : 8/30/2017
Page No : 4

Start Time	Durham Rd Southbound					Hester St Westbound					Durham Rd Northbound					Hester St Eastbound					Int. Total
	Right	Thru	Left	Peds	App. Total	Right	Thru	Left	Peds	App. Total	Right	Thru	Left	Peds	App. Total	Right	Thru	Left	Peds	App. Total	

Peak Hour Analysis From 06:00 AM to 09:45 AM - Peak 1 of 1

Peak Hour for Each Approach Begins at:

	06:00 AM					06:00 AM					06:00 AM					06:00 AM									
+0 mins.	0	0	0	0	0	0	0	0	0	0	0	0	0	0	0	0	0	0	0	0	0	0	0	0	0
+15 mins.	0	0	0	0	0	0	0	0	0	0	0	0	0	0	0	0	0	0	0	0	0	0	0	0	0
+30 mins.	0	0	0	0	0	0	0	0	0	0	0	0	0	0	0	0	0	0	0	0	0	0	0	0	0
+45 mins.	0	0	0	0	0	0	0	0	0	0	0	0	0	0	0	0	0	0	0	0	0	0	0	0	0
Total Volume	0	0	0	0	0	0	0	0	0	0	0	0	0	0	0	0	0	0	0	0	0	0	0	0	0
% App. Total	0	0	0	0	0	0	0	0	0	0	0	0	0	0	0	0	0	0	0	0	0	0	0	0	0
PHF	.000	.000	.000	.000	.000	.000	.000	.000	.000	.000	.000	.000	.000	.000	.000	.000	.000	.000	.000	.000	.000	.000	.000	.000	.000

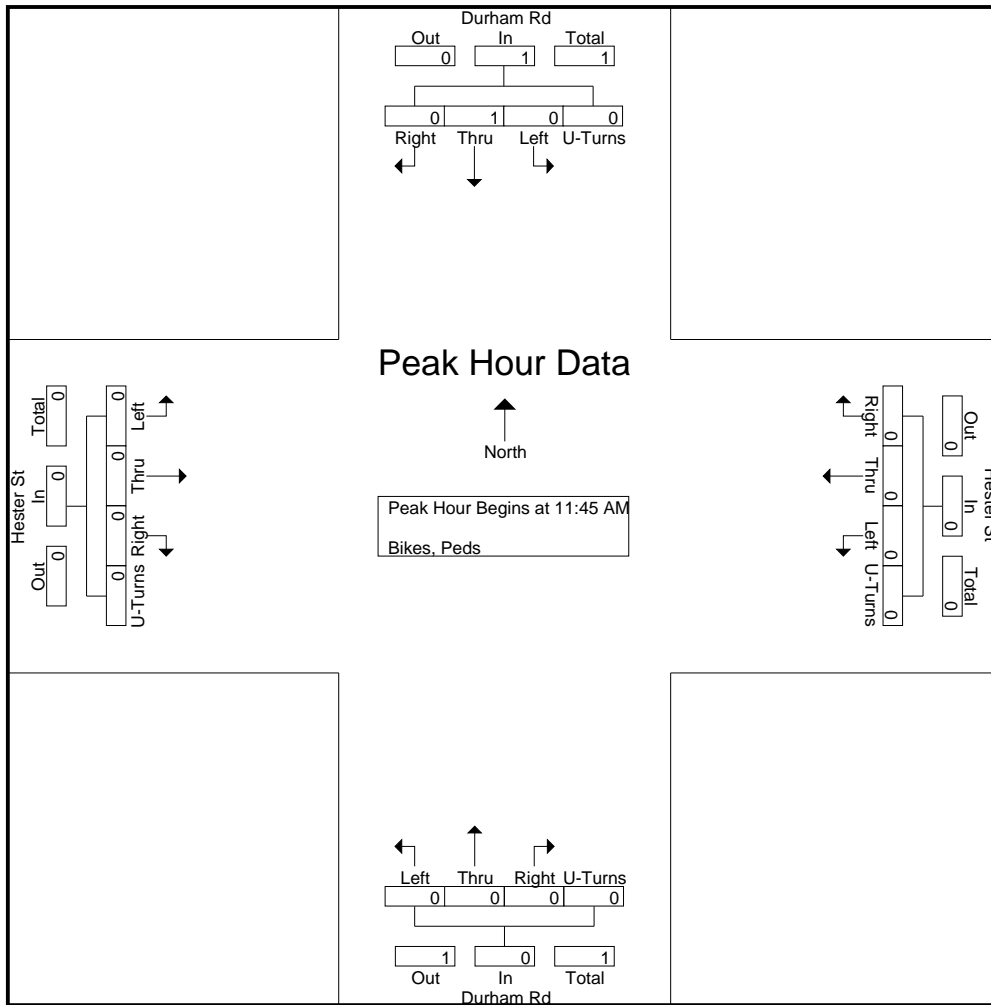


Quality Counts, LLC

920 Blairhill Rd, STE B106
Charlotte, NC 28217

File Name : 14473003 - Durham Rd & Hester St
Site Code : 14473003
Start Date : 8/30/2017
Page No : 5

Start Time	Durham Rd Southbound					Hester St Westbound					Durham Rd Northbound					Hester St Eastbound					Int. Total	
	Rig ht	Thr u	Left	Ped s	App. Total	Rig ht	Thr u	Left	Ped s	App. Total	Right	Thr u	Left	Peds	App. Total	Right	Thr u	Left	Peds	App. Total		
Peak Hour Analysis From 10:00 AM to 02:45 PM - Peak 1 of 1																						
Peak Hour for Entire Intersection Begins at 11:45 AM																						
11:45 AM	0	0	0	0	0	0	0	0	0	0	0	0	0	0	0	0	0	0	0	0	0	0
12:00 PM	0	0	0	0	0	0	0	0	0	0	0	0	0	0	0	0	0	0	0	0	0	0
12:15 PM	0	0	0	0	0	0	0	0	0	0	0	0	0	0	0	0	0	0	0	0	0	0
12:30 PM	0	1	0	0	1	0	0	0	0	0	0	0	0	0	0	0	0	0	0	0	0	1
Total Volume	0	1	0	0	1	0	0	0	0	0	0	0	0	0	0	0	0	0	0	0	0	1
% App. Total	0	100	0	0		0	0	0	0		0	0	0	0		0	0	0	0		0	
PHF	.000	.250	.000	.000	.250	.000	.000	.000	.000	.000	.000	.000	.000	.000	.000	.000	.000	.000	.000	.000	.000	.250



Quality Counts, LLC

920 Blairhill Rd, STE B106
Charlotte, NC 28217

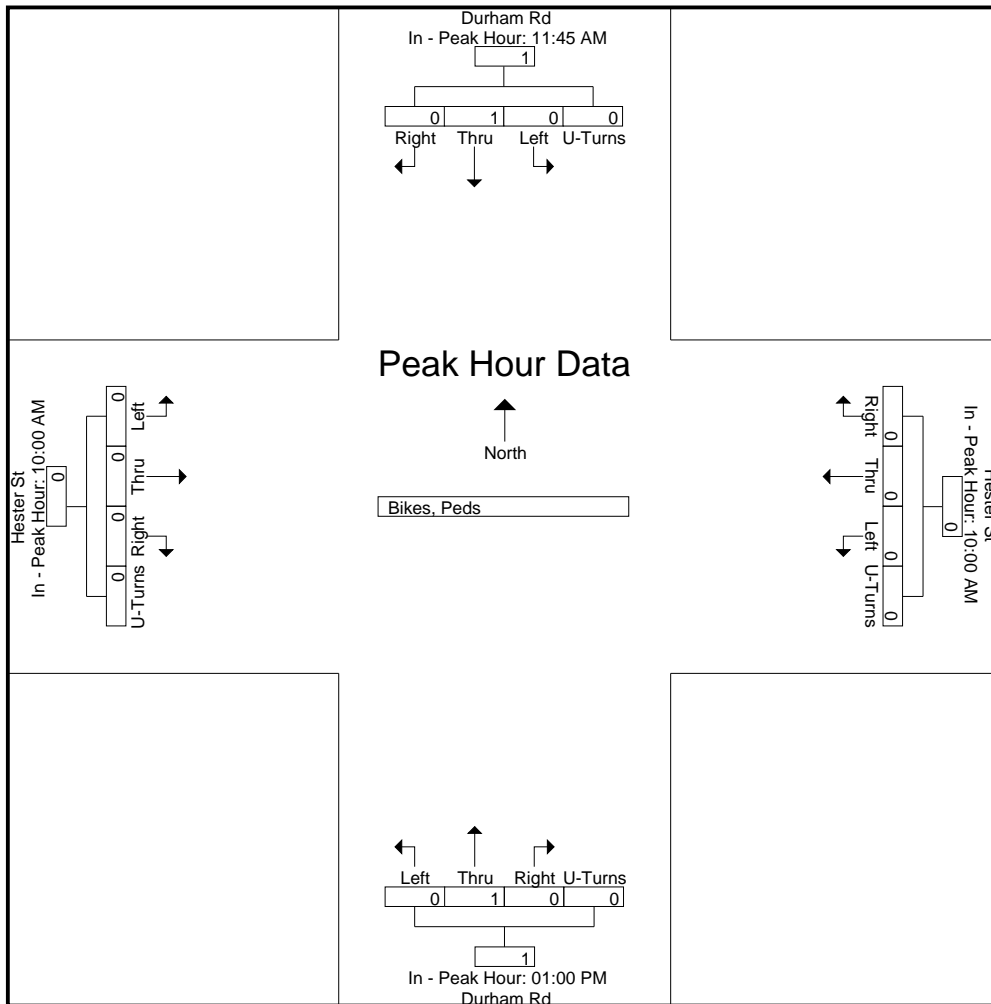
File Name : 14473003 - Durham Rd & Hester St
Site Code : 14473003
Start Date : 8/30/2017
Page No : 6

Start Time	Durham Rd Southbound					Hester St Westbound					Durham Rd Northbound					Hester St Eastbound					Int. Total
	Rig ht	Thr u	Left	Ped s	App. Total	Rig ht	Thr u	Left	Ped s	App. Total	Right	Thr u	Left	Peds	App. Total	Right	Thr u	Left	Peds	App. Total	

Peak Hour Analysis From 10:00 AM to 02:45 PM - Peak 1 of 1

Peak Hour for Each Approach Begins at:

	11:45 AM					10:00 AM					01:00 PM					10:00 AM									
+0 mins.	0	0	0	0	0	0	0	0	0	0	0	0	0	0	0	0	0	0	0	0	0	0	0	0	0
+15 mins.	0	0	0	0	0	0	0	0	0	0	0	0	0	0	0	0	0	0	0	0	0	0	0	0	0
+30 mins.	0	0	0	0	0	0	0	0	0	0	0	0	0	0	0	0	0	0	0	0	0	0	0	0	0
+45 mins.	0	1	0	0	1	0	0	0	0	0	0	1	0	0	1	0	0	0	0	0	0	0	0	0	0
Total Volume	0	1	0	0	1	0	0	0	0	0	0	1	0	0	1	0	0	0	0	0	0	0	0	0	0
% App. Total	0	100	0	0		0	0	0	0		0	100	0	0		0	0	0	0		0	0	0	0	
PHF	.000	.250	.000	.000	.250	.000	.000	.000	.000	.000	.000	.250	.000	.000	.250	.000	.000	.000	.000	.000	.000	.000	.000	.000	.000



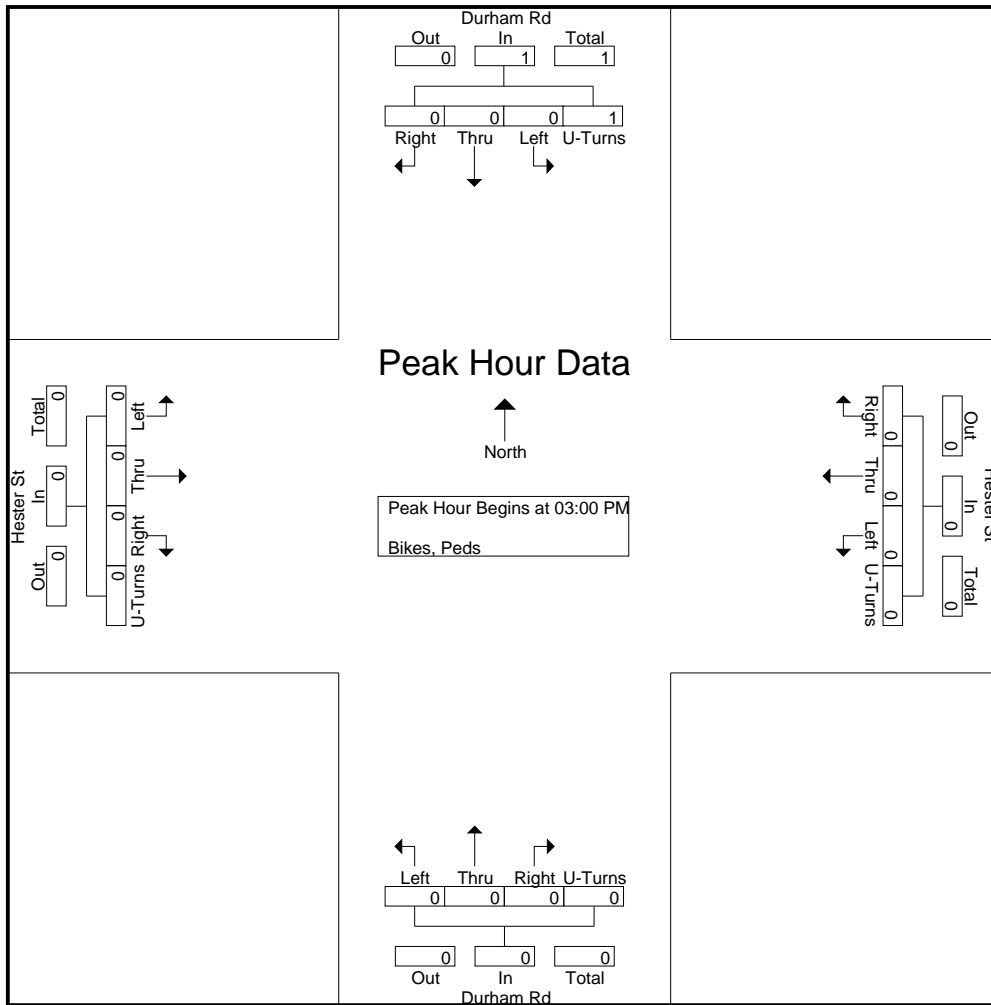
Quality Counts, LLC

920 Blairhill Rd, STE B106
Charlotte, NC 28217

File Name : 14473003 - Durham Rd & Hester St
Site Code : 14473003
Start Date : 8/30/2017
Page No : 7

Start Time	Durham Rd Southbound					Hester St Westbound					Durham Rd Northbound					Hester St Eastbound					Int. Total					
	Right	Thru	Left	Peds	App. Total	Right	Thru	Left	Peds	App. Total	Right	Thru	Left	Peds	App. Total	Right	Thru	Left	Peds	App. Total						
03:00 PM	0	0	0	0	0	0	0	0	0	0	0	0	0	0	0	0	0	0	0	0	0	0	0	0	0	0
03:15 PM	0	0	0	0	0	0	0	0	0	0	0	0	0	0	0	0	0	0	0	0	0	0	0	0	0	0
03:30 PM	0	0	0	0	0	0	0	0	0	0	0	0	0	0	0	0	0	0	0	0	0	0	0	0	0	0
03:45 PM	0	0	0	1	1	0	0	0	0	0	0	0	0	0	0	0	0	0	0	0	0	0	0	0	0	1
Total Volume	0	0	0	1	1	0	0	0	0	0	0	0	0	0	0	0	0	0	0	0	0	0	0	0	0	1
% App. Total	0	0	0	100		0	0	0	0		0	0	0	0		0	0	0	0		0	0	0	0		
PHF	.000	.000	.000	.250	.250	.000	.000	.000	.000	.000	.000	.000	.000	.000	.000	.000	.000	.000	.000	.000	.000	.000	.000	.000	.250	

Peak Hour Analysis From 03:00 PM to 06:45 PM - Peak 1 of 1
Peak Hour for Entire Intersection Begins at 03:00 PM



Quality Counts, LLC

920 Blairhill Rd, STE B106
Charlotte, NC 28217

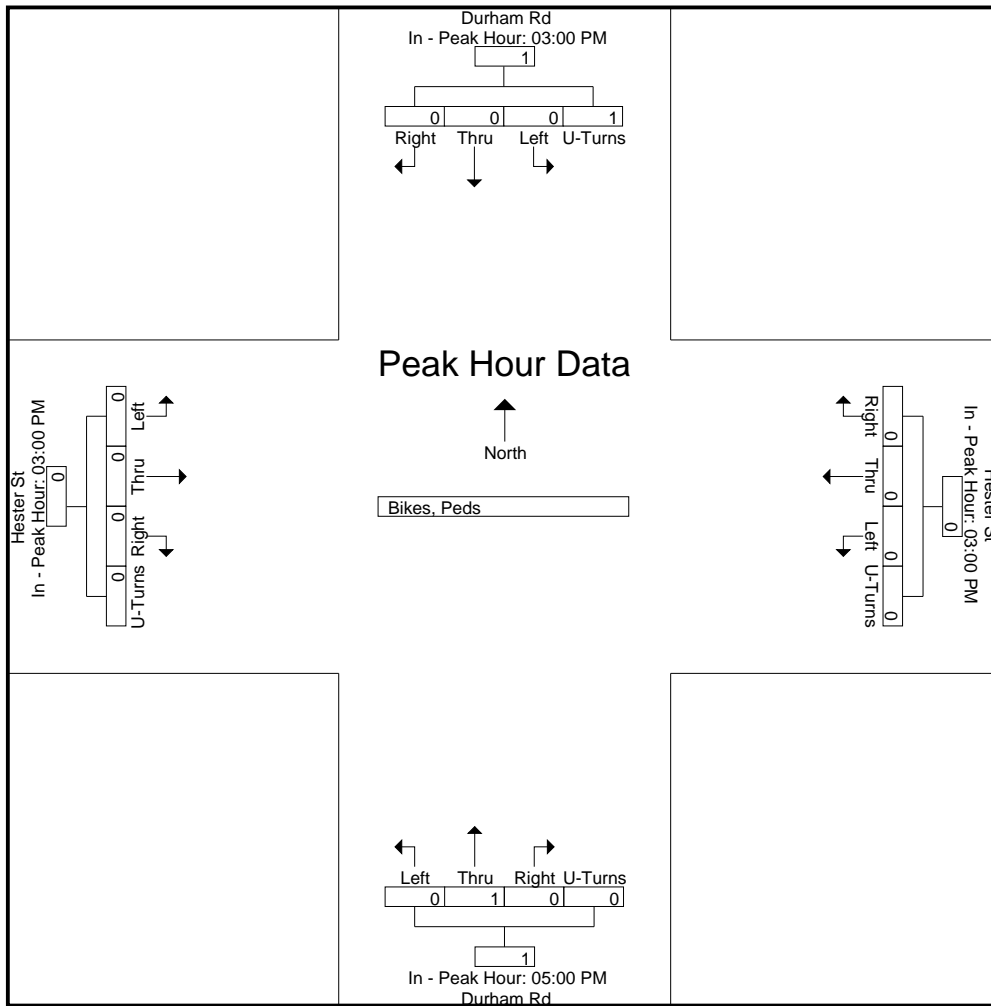
File Name : 14473003 - Durham Rd & Hester St
Site Code : 14473003
Start Date : 8/30/2017
Page No : 8

Start Time	Durham Rd Southbound					Hester St Westbound					Durham Rd Northbound					Hester St Eastbound					Int. Total
	Rig ht	Thr u	Left	Ped s	App. Total	Rig ht	Thr u	Left	Ped s	App. Total	Right	Thr u	Left	Peds	App. Total	Right	Thr u	Left	Peds	App. Total	

Peak Hour Analysis From 03:00 PM to 06:45 PM - Peak 1 of 1

Peak Hour for Each Approach Begins at:

	03:00 PM					03:00 PM					05:00 PM					03:00 PM				
+0 mins.	0	0	0	0	0	0	0	0	0	0	0	0	0	0	0	0	0	0	0	0
+15 mins.	0	0	0	0	0	0	0	0	0	0	0	0	0	0	0	0	0	0	0	0
+30 mins.	0	0	0	0	0	0	0	0	0	0	0	0	0	0	0	0	0	0	0	0
+45 mins.	0	0	0	1	1	0	0	0	0	0	0	1	0	0	1	0	0	0	0	0
Total Volume	0	0	0	1	1	0	0	0	0	0	0	1	0	0	1	0	0	0	0	0
% App. Total	0	0	0	100		0	0	0	0		0	100	0	0		0	0	0	0	
PHF	.000	.000	.000	.250	.250	.000	.000	.000	.000	.000	.000	.250	.000	.000	.250	.000	.000	.000	.000	.000



Quality Counts, LLC

920 Blairhill Rd, STE B106
Charlotte, NC 28217

File Name : 14473004 - Durham Rd & S Foushee St

Site Code : 14473004

Start Date : 8/30/2017

Page No : 1

Groups Printed- Classes 1, 2, 3 - Classes 4, 5, 6, 7 - Classes 8, 9, 10 - Classes 11, 12, 13 - Bikes, Peds

Start Time	Durham Rd Southbound					S Foushee St Westbound					Durham Rd Northbound					S Foushee St Eastbound					Int. Total
	Right	Thru	Left	Peds	App. Total	Right	Thru	Left	Peds	App. Total	Right	Thru	Left	Peds	App. Total	Right	Thru	Left	Peds	App. Total	
06:00 AM	0	148	0	0	148	0	0	7	0	7	2	50	0	0	52	0	0	0	0	0	207
06:15 AM	0	197	3	0	200	0	0	14	0	14	2	62	0	0	64	0	0	1	0	1	279
06:30 AM	0	165	1	0	166	2	0	14	0	16	5	91	0	0	96	0	0	0	0	0	278
06:45 AM	0	188	2	0	190	1	0	15	0	16	8	132	0	0	140	0	0	0	0	0	346
Total	0	698	6	0	704	3	0	50	0	53	17	335	0	0	352	0	0	1	0	1	1110
07:00 AM	0	211	5	0	216	2	0	8	0	10	13	138	0	0	151	0	0	0	0	0	377
07:15 AM	0	213	4	0	217	7	0	25	0	32	45	214	0	0	259	0	0	0	0	0	508
07:30 AM	0	222	5	0	227	5	0	28	0	33	39	295	0	0	334	0	0	0	0	0	594
07:45 AM	0	255	4	0	259	2	0	17	0	19	33	303	0	0	336	0	0	0	0	0	614
Total	0	901	18	0	919	16	0	78	0	94	130	950	0	0	1080	0	0	0	0	0	2093
08:00 AM	0	214	3	1	218	7	0	12	0	19	11	224	0	0	235	0	0	0	0	0	472
08:15 AM	0	213	1	0	214	2	0	9	0	11	12	183	0	0	195	0	0	0	0	0	420
08:30 AM	0	157	1	0	158	3	0	6	0	9	7	195	0	0	202	0	0	0	1	1	370
08:45 AM	0	179	0	0	179	3	0	15	0	18	7	171	0	0	178	0	0	0	0	0	375
Total	0	763	5	1	769	15	0	42	0	57	37	773	0	0	810	0	0	0	1	1	1637
09:00 AM	0	168	3	2	173	4	0	7	0	11	11	179	0	0	190	0	0	0	1	1	375
09:15 AM	0	156	1	1	158	1	0	12	0	13	5	188	0	0	193	1	0	0	1	2	366
09:30 AM	0	194	2	0	196	1	0	6	0	7	9	160	0	0	169	0	0	0	1	1	373
09:45 AM	0	185	2	0	187	2	0	6	0	8	9	198	0	0	207	0	0	0	0	0	402
Total	0	703	8	3	714	8	0	31	0	39	34	725	0	0	759	1	0	0	3	4	1516
10:00 AM	1	203	3	0	207	4	0	10	0	14	15	170	0	0	185	0	1	0	1	2	408
10:15 AM	0	204	2	0	206	1	0	3	1	5	7	169	0	0	176	0	0	1	1	2	389
10:30 AM	0	189	3	0	192	2	0	7	0	9	9	177	0	0	186	0	0	0	0	0	387
10:45 AM	0	191	2	0	193	4	0	11	0	15	9	189	0	0	198	0	0	0	0	0	406
Total	1	787	10	0	798	11	0	31	1	43	40	705	0	0	745	0	1	1	2	4	1590
11:00 AM	0	207	0	0	207	0	0	6	0	6	11	174	0	0	185	0	0	0	0	0	398
11:15 AM	0	233	2	0	235	2	0	3	0	5	11	210	0	0	221	0	0	1	0	1	462
11:30 AM	0	277	3	0	280	0	0	8	0	8	13	189	1	0	203	0	0	0	1	1	492
11:45 AM	0	213	3	1	217	1	0	7	1	9	13	243	0	1	257	0	0	0	0	0	483
Total	0	930	8	1	939	3	0	24	1	28	48	816	1	1	866	0	0	1	1	2	1835
12:00 PM	0	225	2	0	227	0	0	11	0	11	10	243	0	0	253	0	0	0	0	0	491
12:15 PM	0	278	3	0	281	5	0	8	0	13	17	211	0	0	228	0	0	0	1	1	523
12:30 PM	1	235	3	0	239	1	0	10	0	11	8	214	0	0	222	0	0	0	2	2	474
12:45 PM	0	239	0	0	239	6	0	7	0	13	12	215	0	0	227	0	0	1	0	1	480
Total	1	977	8	0	986	12	0	36	0	48	47	883	0	0	930	0	0	1	3	4	1968
01:00 PM	0	255	7	0	262	3	0	8	0	11	11	207	0	0	218	0	0	0	1	1	492
01:15 PM	0	243	2	0	245	5	0	8	0	13	7	213	0	0	220	0	0	0	0	0	478
01:30 PM	0	211	1	0	212	4	1	5	0	10	9	232	0	0	241	0	0	0	0	0	463
01:45 PM	1	211	5	0	217	2	0	13	0	15	23	214	0	0	237	0	0	0	0	0	469
Total	1	920	15	0	936	14	1	34	0	49	50	866	0	0	916	0	0	0	1	1	1902
02:00 PM	0	228	0	1	229	1	0	7	0	8	18	218	0	0	236	1	0	1	2	4	477
02:15 PM	1	236	3	1	241	2	0	15	0	17	12	185	0	0	197	0	0	1	1	2	457
02:30 PM	0	219	3	0	222	0	0	7	0	7	23	214	0	0	237	0	0	0	0	0	466
02:45 PM	0	253	4	0	257	2	0	8	0	10	32	254	0	0	286	0	0	0	1	1	554
Total	1	936	10	2	949	5	0	37	0	42	85	871	0	0	956	1	0	2	4	7	1954
03:00 PM	0	267	5	0	272	5	0	23	0	28	21	254	0	0	275	0	0	0	0	0	575
03:15 PM	1	329	3	0	333	1	0	13	0	14	25	211	0	0	236	0	0	0	1	1	584
03:30 PM	0	287	3	2	292	5	0	16	0	21	34	240	0	0	274	0	0	0	2	2	589
03:45 PM	0	299	3	2	304	3	0	15	0	18	22	207	0	0	229	0	0	0	2	2	553
Total	1	1182	14	4	1201	14	0	67	0	81	102	912	0	0	1014	0	0	0	5	5	2301

Quality Counts, LLC

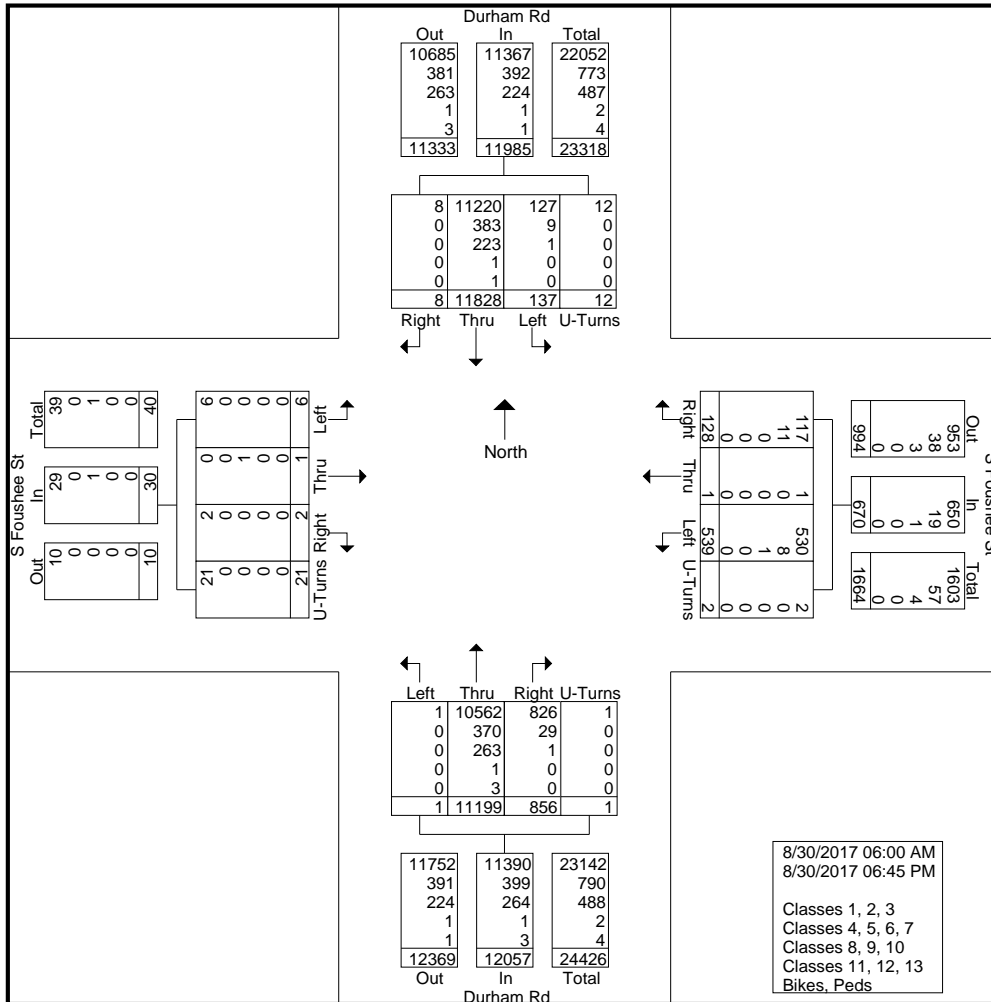
920 Blairhill Rd, STE B106
Charlotte, NC 28217

File Name : 14473004 - Durham Rd & S Foushee St

Site Code : 14473004

Start Date : 8/30/2017

Page No : 3

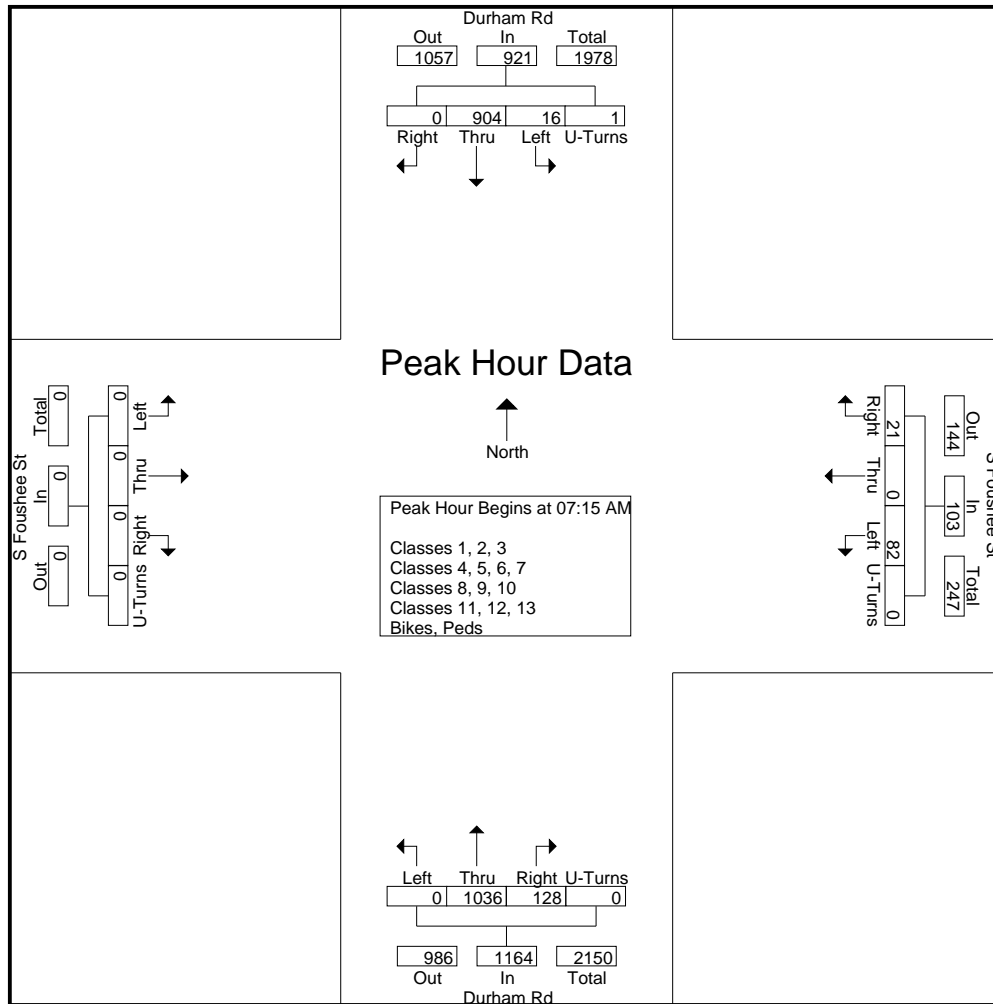


Quality Counts, LLC

920 Blairhill Rd, STE B106
Charlotte, NC 28217

File Name : 14473004 - Durham Rd & S Foushee St
Site Code : 14473004
Start Date : 8/30/2017
Page No : 4

Start Time	Durham Rd Southbound					S Foushee St Westbound					Durham Rd Northbound					S Foushee St Eastbound					Int. Total
	Right	Thru	Left	Peds	App. Total	Right	Thru	Left	Peds	App. Total	Right	Thru	Left	Peds	App. Total	Right	Thru	Left	Peds	App. Total	
Peak Hour Analysis From 06:00 AM to 09:45 AM - Peak 1 of 1																					
Peak Hour for Entire Intersection Begins at 07:15 AM																					
07:15 AM	0	213	4	0	217	7	0	25	0	32	45	214	0	0	259	0	0	0	0	0	508
07:30 AM	0	222	5	0	227	5	0	28	0	33	39	295	0	0	334	0	0	0	0	0	594
07:45 AM	0	255	4	0	259	2	0	17	0	19	33	303	0	0	336	0	0	0	0	0	614
08:00 AM	0	214	3	1	218	7	0	12	0	19	11	224	0	0	235	0	0	0	0	0	472
Total Volume	0	904	16	1	921	21	0	82	0	103	128	1036	0	0	1164	0	0	0	0	0	2188
% App. Total	0	98.2	1.7	0.1		20.4	0	79.6	0		11	89	0	0		0	0	0	0		
PHF	.000	.886	.800	.250	.889	.750	.000	.732	.000	.780	.711	.855	.000	.000	.866	.000	.000	.000	.000	.000	.891

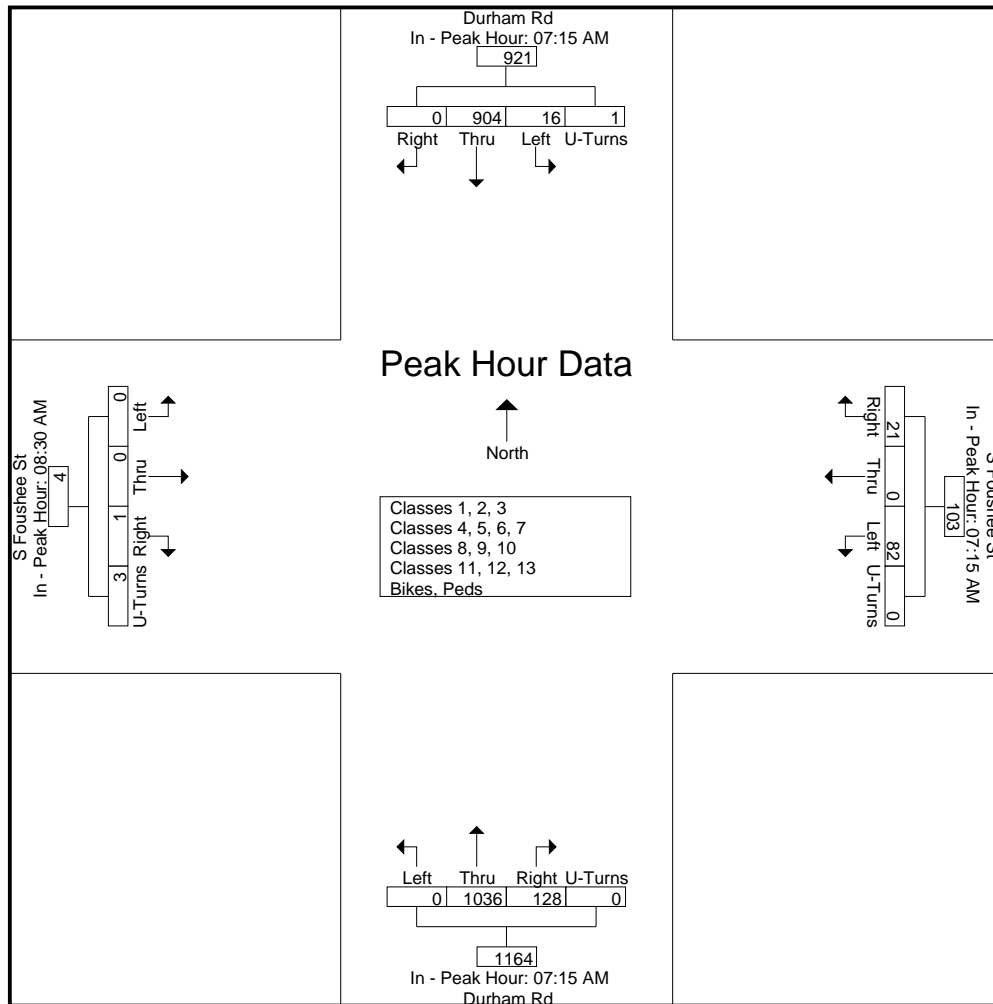


Quality Counts, LLC

920 Blairhill Rd, STE B106
Charlotte, NC 28217

File Name : 14473004 - Durham Rd & S Foushee St
Site Code : 14473004
Start Date : 8/30/2017
Page No : 5

Start Time	Durham Rd Southbound					S Foushee St Westbound					Durham Rd Northbound					S Foushee St Eastbound					Int. Total
	Right	Thru	Left	Peds	App. Total	Right	Thru	Left	Peds	App. Total	Right	Thru	Left	Peds	App. Total	Right	Thru	Left	Peds	App. Total	
Peak Hour Analysis From 06:00 AM to 09:45 AM - Peak 1 of 1																					
Peak Hour for Each Approach Begins at:																					
	07:15 AM					07:15 AM					07:15 AM					08:30 AM					
+0 mins.	0	213	4	0	217	7	0	25	0	32	45	214	0	0	259	0	0	0	1	1	
+15 mins.	0	222	5	0	227	5	0	28	0	33	39	295	0	0	334	0	0	0	0	0	
+30 mins.	0	255	4	0	259	2	0	17	0	19	33	303	0	0	336	0	0	0	1	1	
+45 mins.	0	214	3	1	218	7	0	12	0	19	11	224	0	0	235	1	0	0	1	2	
Total Volume	0	904	16	1	921	21	0	82	0	103	128	1036	0	0	1164	1	0	0	3	4	
% App. Total	0	98.2	1.7	0.1		20.4	0	79.6	0		11	89	0	0		25	0	0	75		
PHF	.000	.886	.800	.250	.889	.750	.000	.732	.000	.780	.711	.855	.000	.000	.866	.250	.000	.000	.750	.500	

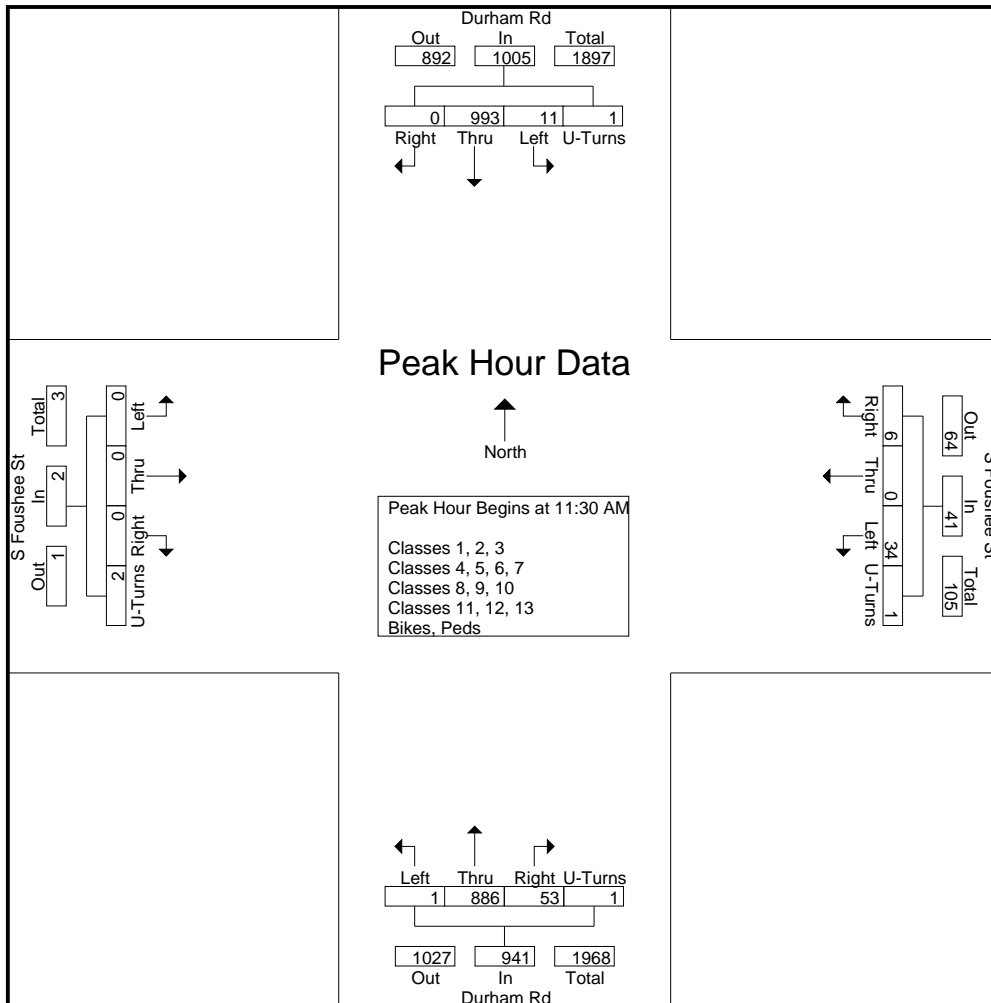


Quality Counts, LLC

920 Blairhill Rd, STE B106
Charlotte, NC 28217

File Name : 14473004 - Durham Rd & S Foushee St
Site Code : 14473004
Start Date : 8/30/2017
Page No : 6

Start Time	Durham Rd Southbound					S Foushee St Westbound					Durham Rd Northbound					S Foushee St Eastbound					Int. Total
	Rig ht	Thr u	Left	Ped s	App. Total	Rig ht	Thr u	Left	Ped s	App. Total	Right	Thr u	Left	Peds	App. Total	Right	Thr u	Left	Peds	App. Total	
Peak Hour Analysis From 10:00 AM to 02:45 PM - Peak 1 of 1																					
Peak Hour for Entire Intersection Begins at 11:30 AM																					
11:30 AM	0	277	3	0	280	0	0	8	0	8	13	189	1	0	203	0	0	0	1	1	492
11:45 AM	0	213	3	1	217	1	0	7	1	9	13	243	0	1	257	0	0	0	0	0	483
12:00 PM	0	225	2	0	227	0	0	11	0	11	10	243	0	0	253	0	0	0	0	0	491
12:15 PM	0	278	3	0	281	5	0	8	0	13	17	211	0	0	228	0	0	0	1	1	523
Total Volume	0	993	11	1	1005	6	0	34	1	41	53	886	1	1	941	0	0	0	2	2	1989
% App. Total	0	98.8	1.1	0.1		14.6	0	82.9	2.4		5.6	94.2	0.1	0.1		0	0	0	100		
PHF	.000	.893	.917	.250	.894	.300	.000	.773	.250	.788	.779	.912	.250	.250	.915	.000	.000	.000	.500	.500	.951



Quality Counts, LLC

920 Blairhill Rd, STE B106
Charlotte, NC 28217

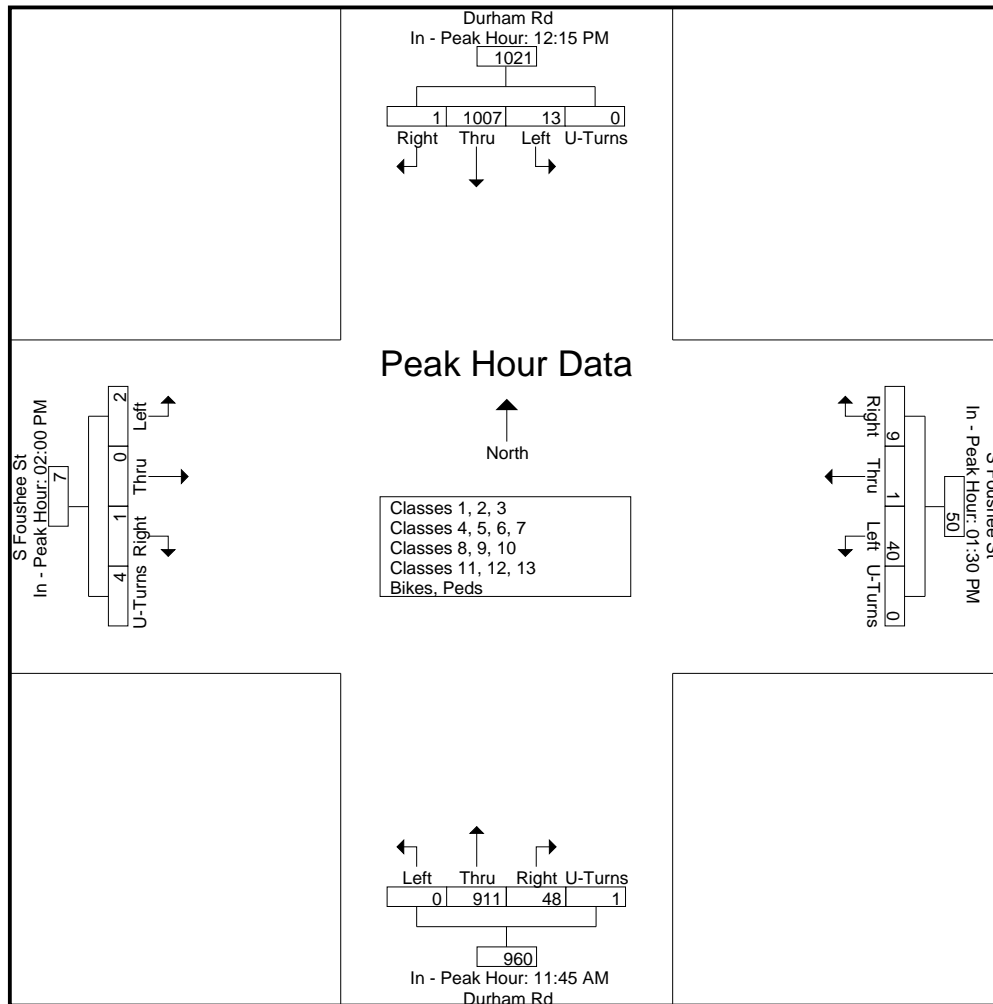
File Name : 14473004 - Durham Rd & S Foushee St
Site Code : 14473004
Start Date : 8/30/2017
Page No : 7

Start Time	Durham Rd Southbound					S Foushee St Westbound					Durham Rd Northbound					S Foushee St Eastbound					Int. Total
	Rig ht	Thr u	Left	Ped s	App. Total	Rig ht	Thr u	Left	Ped s	App. Total	Right	Thr u	Left	Peds	App. Total	Right	Thr u	Left	Peds	App. Total	

Peak Hour Analysis From 10:00 AM to 02:45 PM - Peak 1 of 1

Peak Hour for Each Approach Begins at:

	12:15 PM					01:30 PM					11:45 AM					02:00 PM					
+0 mins.	0	278	3	0	281	4	1	5	0	10	13	243	0	0	1	257	1	0	1	2	4
+15 mins.	1	235	3	0	239	2	0	13	0	15	10	243	0	0	253	0	0	1	1	2	
+30 mins.	0	239	0	0	239	1	0	7	0	8	17	211	0	0	228	0	0	0	0	0	
+45 mins.	0	255	7	0	262	2	0	15	0	17	8	214	0	0	222	0	0	0	1	1	
Total Volume	1	1007	13	0	1021	9	1	40	0	50	48	911	0	1	960	1	0	2	4	7	
% App. Total	0.1	98.6	1.3	0		18	2	80	0		5	94.9	0	0.1		14.3	0	28.6	57.1		
PHF	.250	.906	.464	.000	.908	.563	.250	.667	.000	.735	.706	.937	.000	.250	.934	.250	.000	.500	.500	.438	

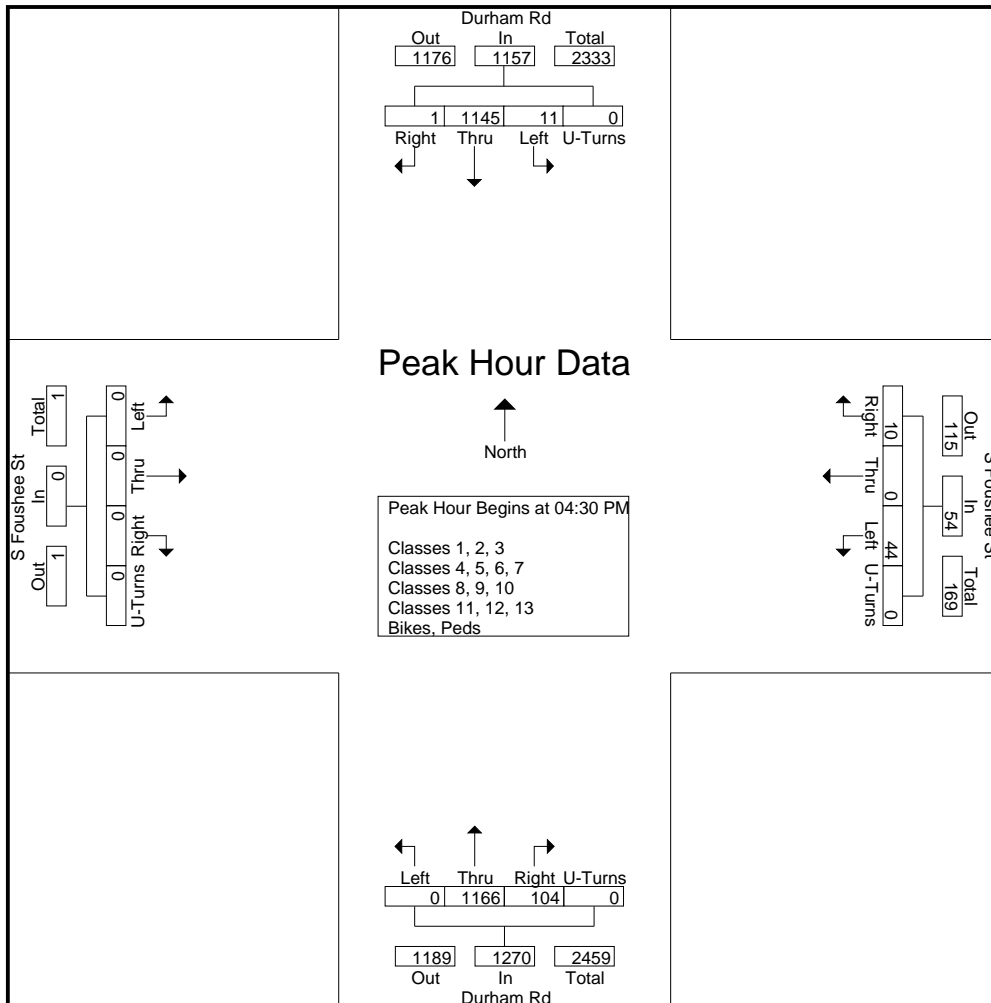


Quality Counts, LLC

920 Blairhill Rd, STE B106
Charlotte, NC 28217

File Name : 14473004 - Durham Rd & S Foushee St
Site Code : 14473004
Start Date : 8/30/2017
Page No : 8

Start Time	Durham Rd Southbound					S Foushee St Westbound					Durham Rd Northbound					S Foushee St Eastbound					Int. Total
	Rig ht	Thr u	Left	Ped s	App. Total	Rig ht	Thr u	Left	Ped s	App. Total	Right	Thr u	Left	Peds	App. Total	Right	Thr u	Left	Peds	App. Total	
Peak Hour Analysis From 03:00 PM to 06:45 PM - Peak 1 of 1																					
Peak Hour for Entire Intersection Begins at 04:30 PM																					
04:30 PM	1	271	4	0	276	3	0	9	0	12	27	284	0	0	311	0	0	0	0	0	599
04:45 PM	0	255	3	0	258	3	0	16	0	19	28	280	0	0	308	0	0	0	0	0	585
05:00 PM	0	317	1	0	318	2	0	7	0	9	19	274	0	0	293	0	0	0	0	0	620
05:15 PM	0	302	3	0	305	2	0	12	0	14	30	328	0	0	358	0	0	0	0	0	677
Total Volume	1	1145	11	0	1157	10	0	44	0	54	104	1166	0	0	1270	0	0	0	0	0	2481
% App. Total	0.1	99	1	0		18.5	0	81.5	0		8.2	91.8	0	0		0	0	0	0		
PHF	.250	.903	.688	.000	.910	.833	.000	.688	.000	.711	.867	.889	.000	.000	.887	.000	.000	.000	.000	.000	.916



Quality Counts, LLC

920 Blairhill Rd, STE B106
Charlotte, NC 28217

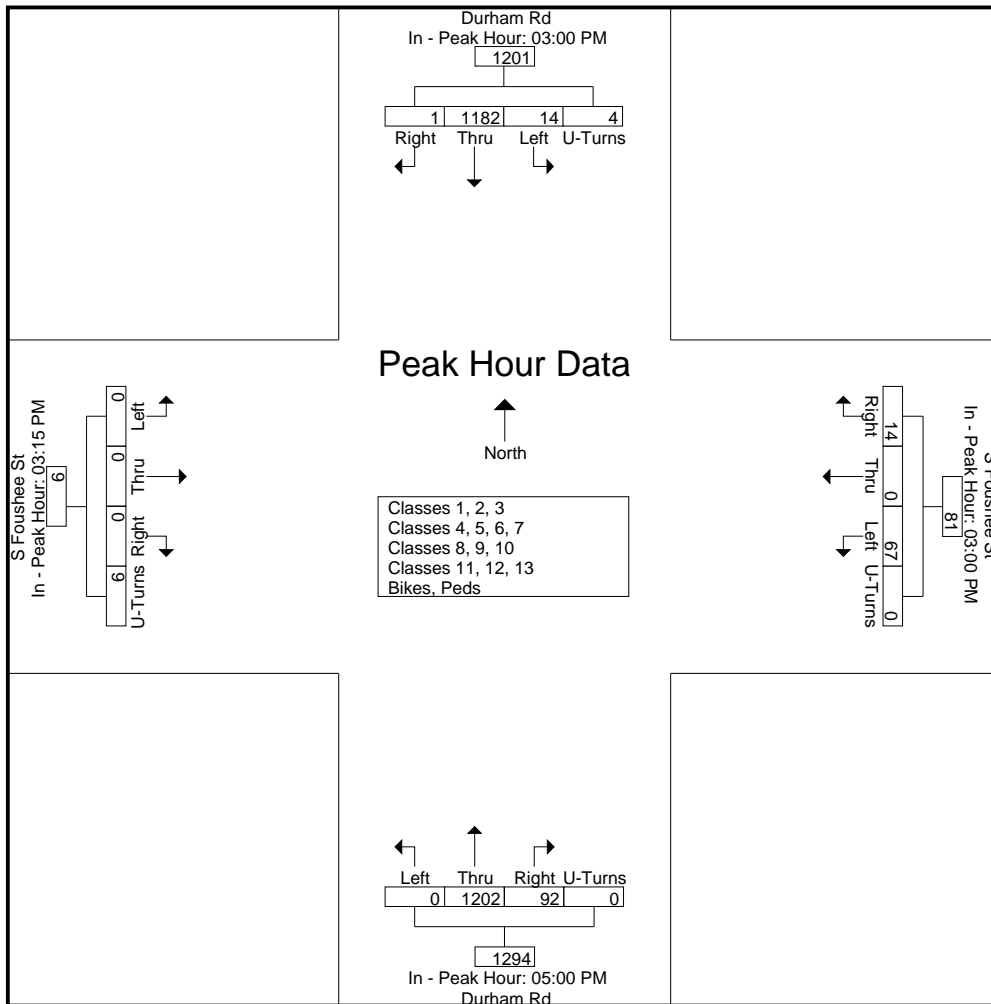
File Name : 14473004 - Durham Rd & S Foushee St
Site Code : 14473004
Start Date : 8/30/2017
Page No : 9

Start Time	Durham Rd Southbound					S Foushee St Westbound					Durham Rd Northbound					S Foushee St Eastbound					Int. Total
	Rig ht	Thr u	Left	Ped s	App. Total	Rig ht	Thr u	Left	Ped s	App. Total	Right	Thr u	Left	Peds	App. Total	Right	Thr u	Left	Peds	App. Total	

Peak Hour Analysis From 03:00 PM to 06:45 PM - Peak 1 of 1

Peak Hour for Each Approach Begins at:

	03:00 PM					03:00 PM					05:00 PM					03:15 PM				
+0 mins.	0	267	5	0	272	5	0	23	0	28	19	274	0	0	293	0	0	0	1	1
+15 mins.	1	329	3	0	333	1	0	13	0	14	30	328	0	0	358	0	0	0	2	2
+30 mins.	0	287	3	2	292	5	0	16	0	21	20	296	0	0	316	0	0	0	2	2
+45 mins.	0	299	3	2	304	3	0	15	0	18	23	304	0	0	327	0	0	0	1	1
Total Volume	1	1182	14	4	1201	14	0	67	0	81	92	1202	0	0	1294	0	0	0	6	6
% App. Total	0.1	98.4	1.2	0.3		17.3	0	82.7	0		7.1	92.9	0	0		0	0	0	100	
PHF	.250	.898	.700	.500	.902	.700	.000	.728	.000	.723	.767	.916	.000	.000	.904	.000	.000	.000	.750	.750



Quality Counts, LLC

920 Blairhill Rd, STE B106
Charlotte, NC 28217

File Name : 14473004 - Durham Rd & S Foushee St

Site Code : 14473004

Start Date : 8/30/2017

Page No : 1

Groups Printed- Classes 1, 2, 3

Start Time	Durham Rd Southbound					S Foushee St Westbound					Durham Rd Northbound					S Foushee St Eastbound					Int. Total
	Right	Thru	Left	U-Turns	App. Total	Right	Thru	Left	U-Turns	App. Total	Right	Thru	Left	U-Turns	App. Total	Right	Thru	Left	U-Turns	App. Total	
06:00 AM	0	138	0	0	138	0	0	7	0	7	2	43	0	0	45	0	0	0	0	0	190
06:15 AM	0	188	3	0	191	0	0	14	0	14	2	57	0	0	59	0	0	1	0	1	265
06:30 AM	0	156	1	0	157	2	0	14	0	16	5	85	0	0	90	0	0	0	0	0	263
06:45 AM	0	176	1	0	177	0	0	15	0	15	8	123	0	0	131	0	0	0	0	0	323
Total	0	658	5	0	663	2	0	50	0	52	17	308	0	0	325	0	0	1	0	1	1041
07:00 AM	0	200	4	0	204	2	0	8	0	10	13	134	0	0	147	0	0	0	0	0	361
07:15 AM	0	198	4	0	202	6	0	25	0	31	45	196	0	0	241	0	0	0	0	0	474
07:30 AM	0	208	5	0	213	5	0	28	0	33	39	282	0	0	321	0	0	0	0	0	567
07:45 AM	0	239	4	0	243	2	0	17	0	19	32	292	0	0	324	0	0	0	0	0	586
Total	0	845	17	0	862	15	0	78	0	93	129	904	0	0	1033	0	0	0	0	0	1988
08:00 AM	0	200	3	1	204	6	0	12	0	18	11	208	0	0	219	0	0	0	0	0	441
08:15 AM	0	200	1	0	201	2	0	9	0	11	12	173	0	0	185	0	0	0	0	0	397
08:30 AM	0	141	1	0	142	2	0	6	0	8	6	177	0	0	183	0	0	0	1	1	334
08:45 AM	0	167	0	0	167	2	0	15	0	17	7	161	0	0	168	0	0	0	0	0	352
Total	0	708	5	1	714	12	0	42	0	54	36	719	0	0	755	0	0	0	1	1	1524
09:00 AM	0	158	3	2	163	4	0	7	0	11	11	162	0	0	173	0	0	0	1	1	348
09:15 AM	0	141	1	1	143	1	0	12	0	13	4	167	0	0	171	1	0	0	1	2	329
09:30 AM	0	178	2	0	180	1	0	5	0	6	9	149	0	0	158	0	-1	0	1	0	344
09:45 AM	0	180	2	0	182	2	0	6	0	8	8	178	0	0	186	0	0	0	0	0	376
Total	0	657	8	3	668	8	0	30	0	38	32	656	0	0	688	1	-1	0	3	3	1397
10:00 AM	1	195	3	0	199	4	0	10	0	14	14	151	0	0	165	0	1	0	1	2	380
10:15 AM	0	182	2	0	184	0	0	3	1	4	6	156	0	0	162	0	0	1	1	2	352
10:30 AM	0	178	3	0	181	1	0	7	0	8	9	166	0	0	175	0	0	0	0	0	364
10:45 AM	0	169	2	0	171	4	0	11	0	15	9	182	0	0	191	0	0	0	0	0	377
Total	1	724	10	0	735	9	0	31	1	41	38	655	0	0	693	0	1	1	2	4	1473
11:00 AM	0	193	0	0	193	0	0	6	0	6	11	162	0	0	173	0	0	0	0	0	372
11:15 AM	0	221	1	0	222	2	0	3	0	5	11	192	0	0	203	0	0	1	0	1	431
11:30 AM	0	265	3	0	268	0	0	8	0	8	13	175	1	0	189	0	0	0	1	1	466
11:45 AM	0	208	3	1	212	1	0	7	1	9	13	230	0	1	244	0	0	0	0	0	465
Total	0	887	7	1	895	3	0	24	1	28	48	759	1	1	809	0	0	1	1	2	1734
12:00 PM	0	217	2	0	219	0	0	11	0	11	10	237	0	0	247	0	0	0	0	0	477
12:15 PM	0	268	2	0	270	5	0	8	0	13	16	203	0	0	219	0	0	0	1	1	503
12:30 PM	1	220	3	0	224	1	0	8	0	9	8	205	0	0	213	0	0	0	2	2	448
12:45 PM	0	229	0	0	229	6	0	7	0	13	11	197	0	0	208	0	0	1	0	1	451
Total	1	934	7	0	942	12	0	34	0	46	45	842	0	0	887	0	0	1	3	4	1879
01:00 PM	0	245	7	0	252	3	0	8	0	11	10	197	0	0	207	0	0	0	1	1	471
01:15 PM	0	235	2	0	237	4	0	8	0	12	7	204	0	0	211	0	0	0	0	0	460
01:30 PM	0	199	1	0	200	4	1	5	0	10	9	216	0	0	225	0	0	0	0	0	435
01:45 PM	1	195	4	0	200	2	0	13	0	15	19	199	0	0	218	0	0	0	0	0	433
Total	1	874	14	0	889	13	1	34	0	48	45	816	0	0	861	0	0	0	1	1	1799
02:00 PM	0	215	0	1	216	1	0	7	0	8	16	201	0	0	217	1	0	1	2	4	445
02:15 PM	1	220	3	1	225	2	0	15	0	17	12	181	0	0	193	0	0	1	1	2	437
02:30 PM	0	208	2	0	210	0	0	7	0	7	23	197	0	0	220	0	0	0	0	0	437
02:45 PM	0	234	3	0	237	1	0	8	0	9	31	237	0	0	268	0	0	0	1	1	515
Total	1	877	8	2	888	4	0	37	0	41	82	816	0	0	898	1	0	2	4	7	1834
03:00 PM	0	256	5	0	261	4	0	23	0	27	24	242	0	0	263	0	0	0	0	0	551
03:15 PM	1	313	1	0	315	1	0	12	0	13	24	194	0	0	218	0	0	0	1	1	547
03:30 PM	0	271	2	2	275	5	0	15	0	20	30	220	0	0	250	0	0	0	2	2	547
03:45 PM	0	287	3	2	292	3	0	14	0	17	21	190	0	0	211	0	0	0	2	2	522
Total	1	1127	11	4	1143	13	0	64	0	77	96	846	0	0	942	0	0	0	5	5	2167

Quality Counts, LLC

920 Blairhill Rd, STE B106
Charlotte, NC 28217

File Name : 14473004 - Durham Rd & S Foushee St

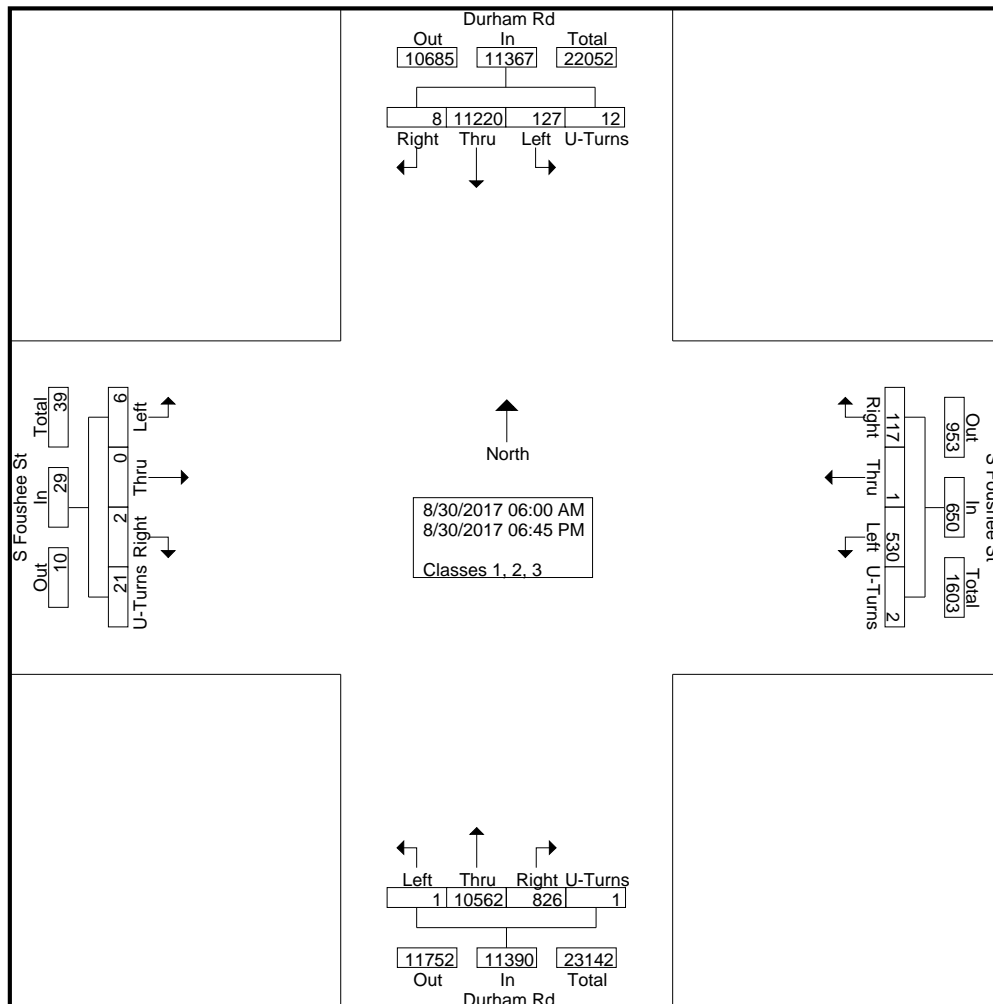
Site Code : 14473004

Start Date : 8/30/2017

Page No : 2

Groups Printed- Classes 1, 2, 3

Start Time	Durham Rd Southbound					S Foushee St Westbound					Durham Rd Northbound					S Foushee St Eastbound					Int. Total
	Right	Thru	Left	U-Turns	App. Total	Right	Thru	Left	U-Turns	App. Total	Right	Thru	Left	U-Turns	App. Total	Right	Thru	Left	U-Turns	App. Total	
04:00 PM	1	258	3	1	263	3	0	9	0	12	25	283	0	0	308	0	0	0	1	1	584
04:15 PM	0	218	6	0	224	2	0	15	0	17	19	271	0	0	290	0	0	0	0	0	531
04:30 PM	1	260	4	0	265	2	0	9	0	11	27	270	0	0	297	0	0	0	0	0	573
04:45 PM	0	247	3	0	250	3	0	15	0	18	27	263	0	0	290	0	0	0	0	0	558
Total	2	983	16	1	1002	10	0	48	0	58	98	1087	0	0	1185	0	0	0	1	1	2246
05:00 PM	0	305	1	0	306	2	0	7	0	9	19	266	0	0	285	0	0	0	0	0	600
05:15 PM	0	295	3	0	298	2	0	11	0	13	30	320	0	0	350	0	0	0	0	0	661
05:30 PM	0	224	2	0	226	1	0	8	0	9	19	286	0	0	305	0	0	0	0	0	540
05:45 PM	1	236	2	0	239	2	0	5	0	7	22	296	0	0	318	0	0	0	0	0	564
Total	1	1060	8	0	1069	7	0	31	0	38	90	1168	0	0	1258	0	0	0	0	0	2365
06:00 PM	0	219	5	0	224	3	0	9	0	12	17	260	0	0	277	0	0	0	0	0	513
06:15 PM	0	239	2	0	241	2	0	4	0	6	16	250	0	0	266	0	0	0	0	0	513
06:30 PM	0	219	1	0	220	3	0	5	0	8	21	251	0	0	272	0	0	0	0	0	500
06:45 PM	0	209	3	0	212	1	0	9	0	10	16	225	0	0	241	0	0	0	0	0	463
Total	0	886	11	0	897	9	0	27	0	36	70	986	0	0	1056	0	0	0	0	0	1989
Grand Total	8	11220	127	12	11367	117	1	530	2	650	826	10562	1	1	11390	2	0	6	21	29	23436
Apprch %	0.1	98.7	1.1	0.1		18	0.2	81.5	0.3		7.3	92.7	0	0		6.9	0	20.7	72.4		
Total %	0	47.9	0.5	0.1	48.5	0.5	0	2.3	0	2.8	3.5	45.1	0	0	48.6	0	0	0	0.1	0.1	

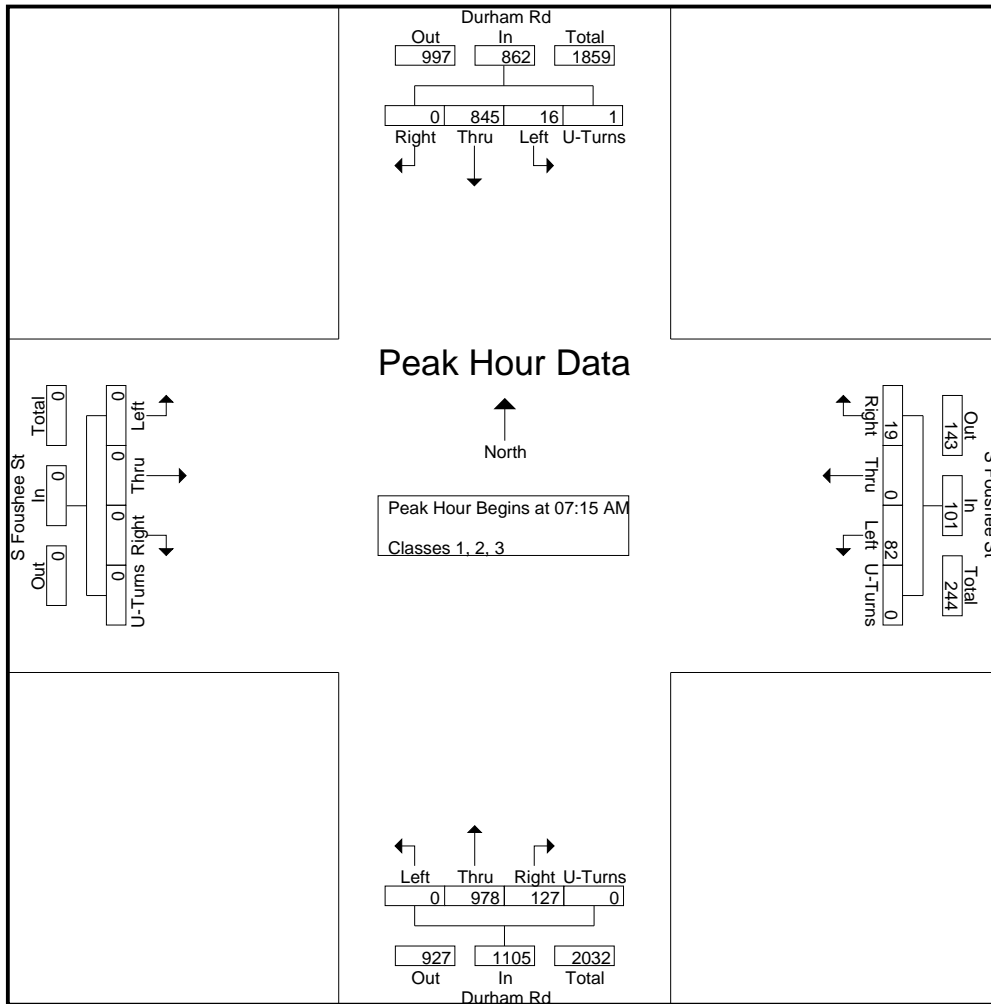


Quality Counts, LLC

920 Blairhill Rd, STE B106
Charlotte, NC 28217

File Name : 14473004 - Durham Rd & S Foushee St
Site Code : 14473004
Start Date : 8/30/2017
Page No : 3

Start Time	Durham Rd Southbound					S Foushee St Westbound					Durham Rd Northbound					S Foushee St Eastbound					Int. Total
	Right	Thru	Left	U-Turns	App. Total	Right	Thru	Left	U-Turns	App. Total	Right	Thru	Left	U-Turns	App. Total	Right	Thru	Left	U-Turns	App. Total	
Peak Hour Analysis From 06:00 AM to 09:45 AM - Peak 1 of 1																					
Peak Hour for Entire Intersection Begins at 07:15 AM																					
07:15 AM	0	198	4	0	202	6	0	25	0	31	45	196	0	0	241	0	0	0	0	0	474
07:30 AM	0	208	5	0	213	5	0	28	0	33	39	282	0	0	321	0	0	0	0	0	567
07:45 AM	0	239	4	0	243	2	0	17	0	19	32	292	0	0	324	0	0	0	0	0	586
08:00 AM	0	200	3	1	204	6	0	12	0	18	11	208	0	0	219	0	0	0	0	0	441
Total Volume	0	845	16	1	862	19	0	82	0	101	127	978	0	0	1105	0	0	0	0	0	2068
% App. Total	0	98	1.9	0.1	18.8	0	81.2	0	11.5	88.5	0	0	0	0	0	0	0	0	0	0	2068
PHF	.000	.884	.800	.250	.887	.792	.000	.732	.000	.765	.706	.837	.000	.000	.853	.000	.000	.000	.000	.000	.882



Quality Counts, LLC

920 Blairhill Rd, STE B106
Charlotte, NC 28217

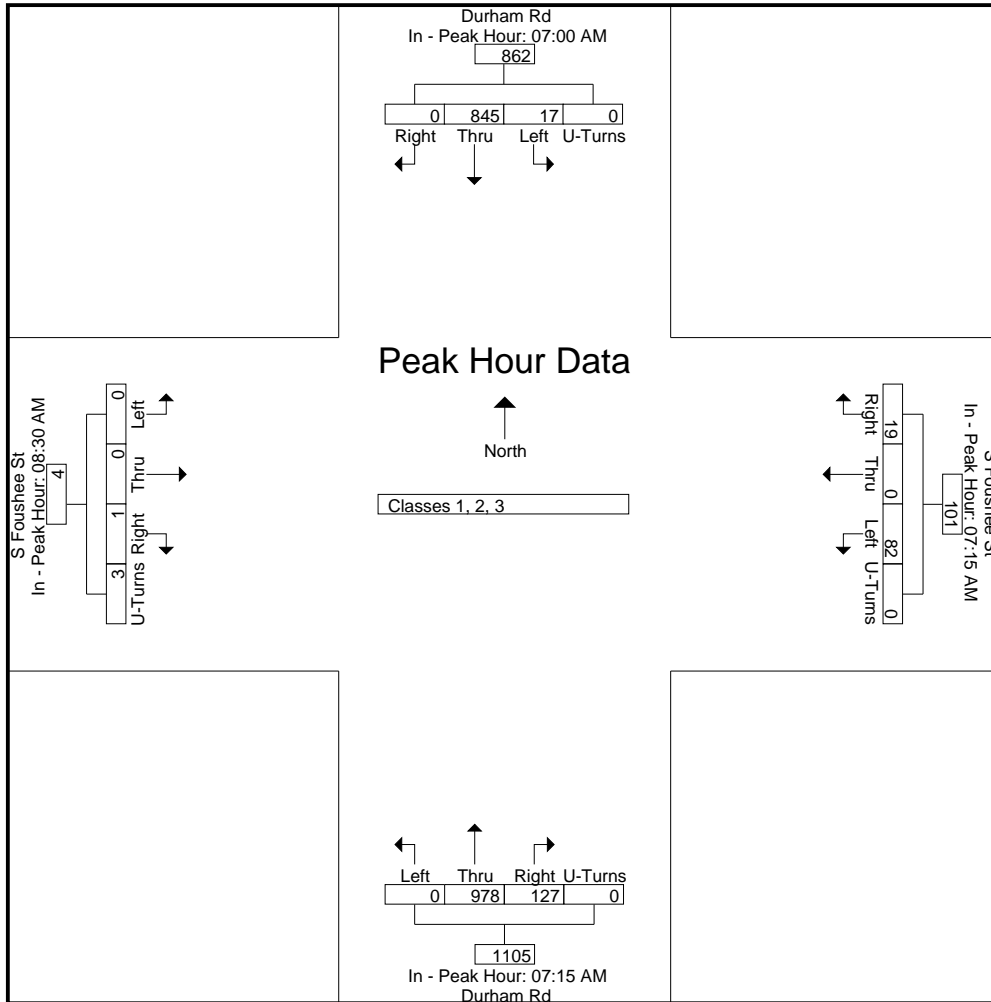
File Name : 14473004 - Durham Rd & S Foushee St
Site Code : 14473004
Start Date : 8/30/2017
Page No : 4

Start Time	Durham Rd Southbound					S Foushee St Westbound					Durham Rd Northbound					S Foushee St Eastbound					Int. Total
	Right	Thru	Left	U-Turns	App. Total	Right	Thru	Left	U-Turns	App. Total	Right	Thru	Left	U-Turns	App. Total	Right	Thru	Left	U-Turns	App. Total	

Peak Hour Analysis From 06:00 AM to 09:45 AM - Peak 1 of 1

Peak Hour for Each Approach Begins at:

	07:00 AM					07:15 AM					07:15 AM					08:30 AM				
+0 mins.	0	200	4	0	204	6	0	25	0	31	45	196	0	0	241	0	0	0	1	1
+15 mins.	0	198	4	0	202	5	0	28	0	33	39	282	0	0	321	0	0	0	0	0
+30 mins.	0	208	5	0	213	2	0	17	0	19	32	292	0	0	324	0	0	0	1	1
+45 mins.	0	239	4	0	243	6	0	12	0	18	11	208	0	0	219	1	0	0	1	2
Total Volume	0	845	17	0	862	19	0	82	0	101	127	978	0	0	1105	1	0	0	3	4
% App. Total	0	98	2	0		18.8	0	81.2	0		11.5	88.5	0	0		25	0	0	75	
PHF	.000	.884	.850	.000	.887	.792	.000	.732	.000	.765	.706	.837	.000	.000	.853	.250	.000	.000	.750	.500

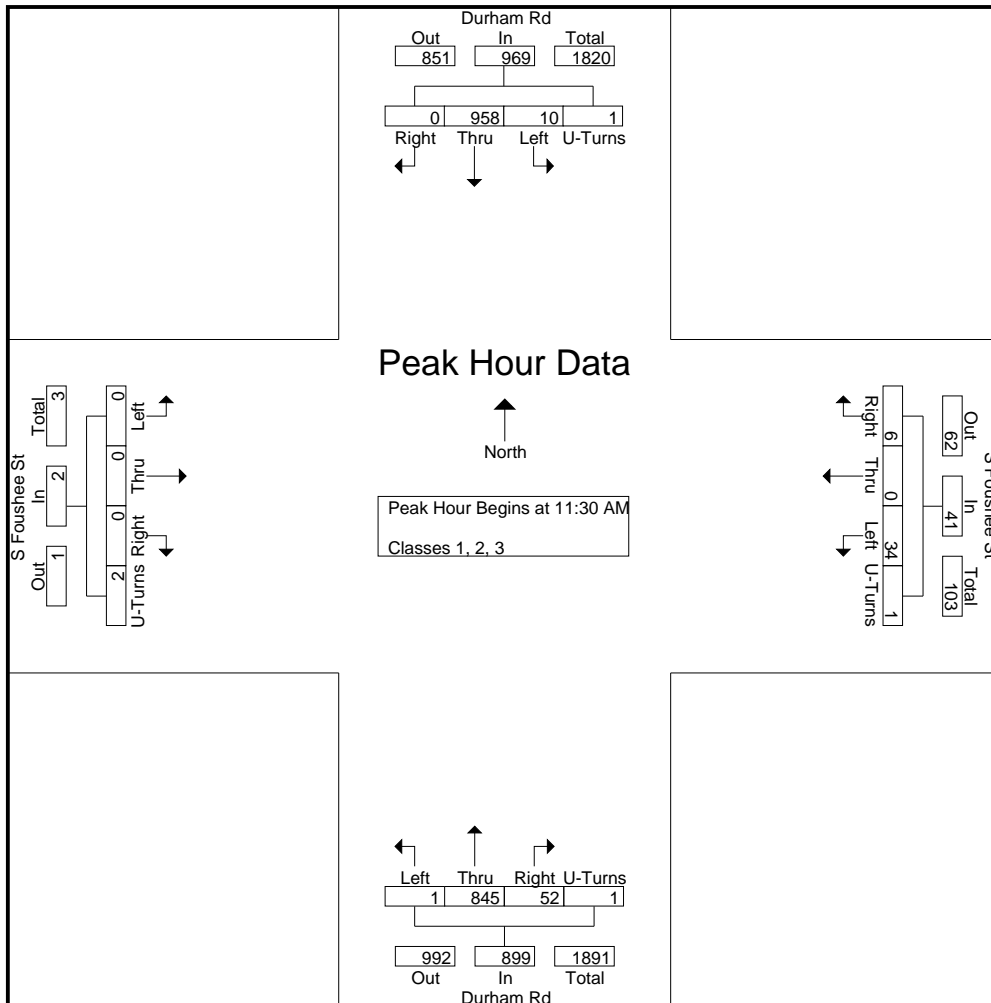


Quality Counts, LLC

920 Blairhill Rd, STE B106
Charlotte, NC 28217

File Name : 14473004 - Durham Rd & S Foushee St
Site Code : 14473004
Start Date : 8/30/2017
Page No : 5

Start Time	Durham Rd Southbound					S Foushee St Westbound					Durham Rd Northbound					S Foushee St Eastbound					Int. Total
	Right	Thru	Left	U-Turns	App. Total	Right	Thru	Left	U-Turns	App. Total	Right	Thru	Left	U-Turns	App. Total	Right	Thru	Left	U-Turns	App. Total	
Peak Hour Analysis From 10:00 AM to 02:45 PM - Peak 1 of 1																					
Peak Hour for Entire Intersection Begins at 11:30 AM																					
11:30 AM	0	265	3	0	268	0	0	8	0	8	13	175	1	0	189	0	0	0	1	1	466
11:45 AM	0	208	3	1	212	1	0	7	1	9	13	230	0	1	244	0	0	0	0	0	465
12:00 PM	0	217	2	0	219	0	0	11	0	11	10	237	0	0	247	0	0	0	0	0	477
12:15 PM	0	268	2	0	270	5	0	8	0	13	16	203	0	0	219	0	0	0	1	1	503
Total Volume	0	958	10	1	969	6	0	34	1	41	52	845	1	1	899	0	0	0	2	2	1911
% App. Total	0	98.9	1	0.1		14.6	0	82.9	2.4		5.8	94	0.1	0.1		0	0	0	100		
PHF	.000	.894	.833	.250	.897	.300	.000	.773	.250	.788	.813	.891	.250	.250	.910	.000	.000	.000	.500	.500	.950



Quality Counts, LLC

920 Blairhill Rd, STE B106
Charlotte, NC 28217

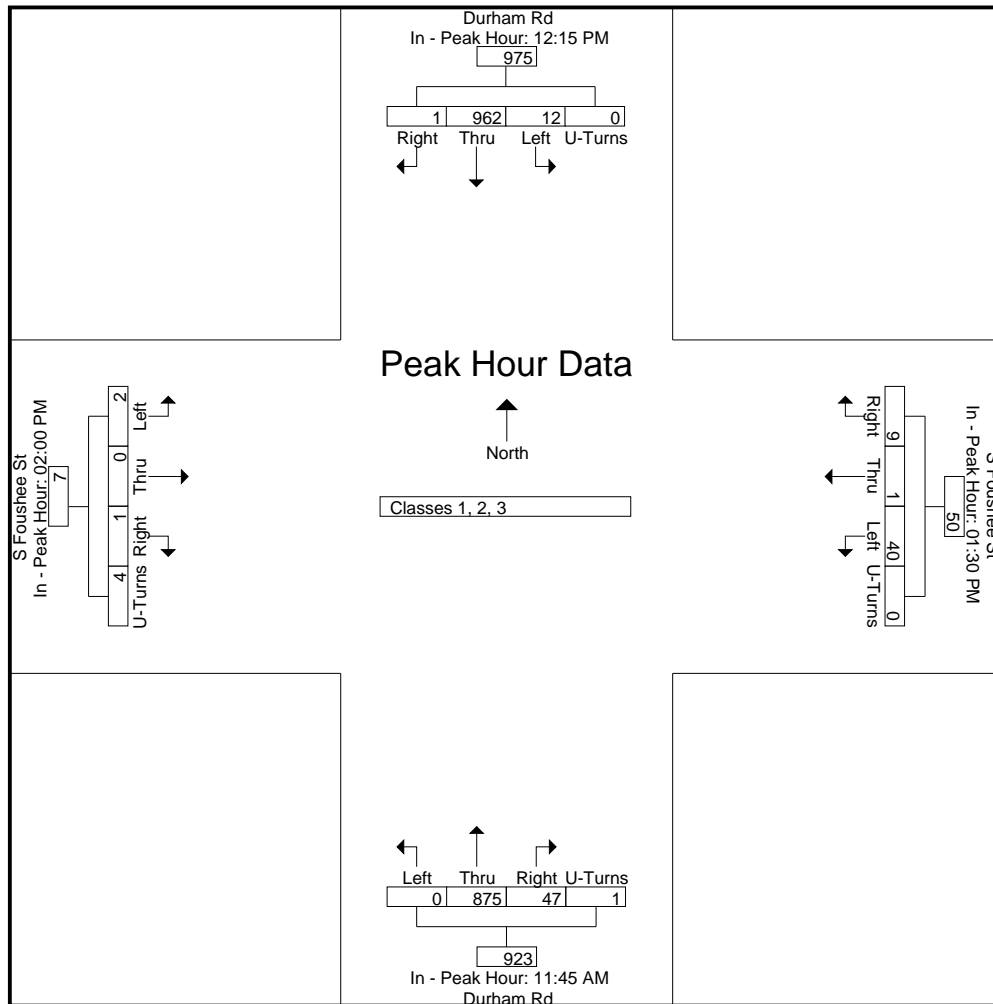
File Name : 14473004 - Durham Rd & S Foushee St
Site Code : 14473004
Start Date : 8/30/2017
Page No : 6

Start Time	Durham Rd Southbound					S Foushee St Westbound					Durham Rd Northbound					S Foushee St Eastbound					Int. Total
	Right	Thru	Left	U-Turns	App. Total	Right	Thru	Left	U-Turns	App. Total	Right	Thru	Left	U-Turns	App. Total	Right	Thru	Left	U-Turns	App. Total	

Peak Hour Analysis From 10:00 AM to 02:45 PM - Peak 1 of 1

Peak Hour for Each Approach Begins at:

	12:15 PM					01:30 PM					11:45 AM					02:00 PM				
+0 mins.	0	268	2	0	270	4	1	5	0	10	13	230	0	1	244	1	0	1	2	4
+15 mins.	1	220	3	0	224	2	0	13	0	15	10	237	0	0	247	0	0	1	1	2
+30 mins.	0	229	0	0	229	1	0	7	0	8	16	203	0	0	219	0	0	0	0	0
+45 mins.	0	245	7	0	252	2	0	15	0	17	8	205	0	0	213	0	0	0	1	1
Total Volume	1	962	12	0	975	9	1	40	0	50	47	875	0	1	923	1	0	2	4	7
% App. Total	0.1	98.7	1.2	0		18	2	80	0		5.1	94.8	0	0.1		14.3	0	28.6	57.1	
PHF	.250	.897	.429	.000	.903	.563	.250	.667	.000	.735	.734	.923	.000	.250	.934	.250	.000	.500	.500	.438

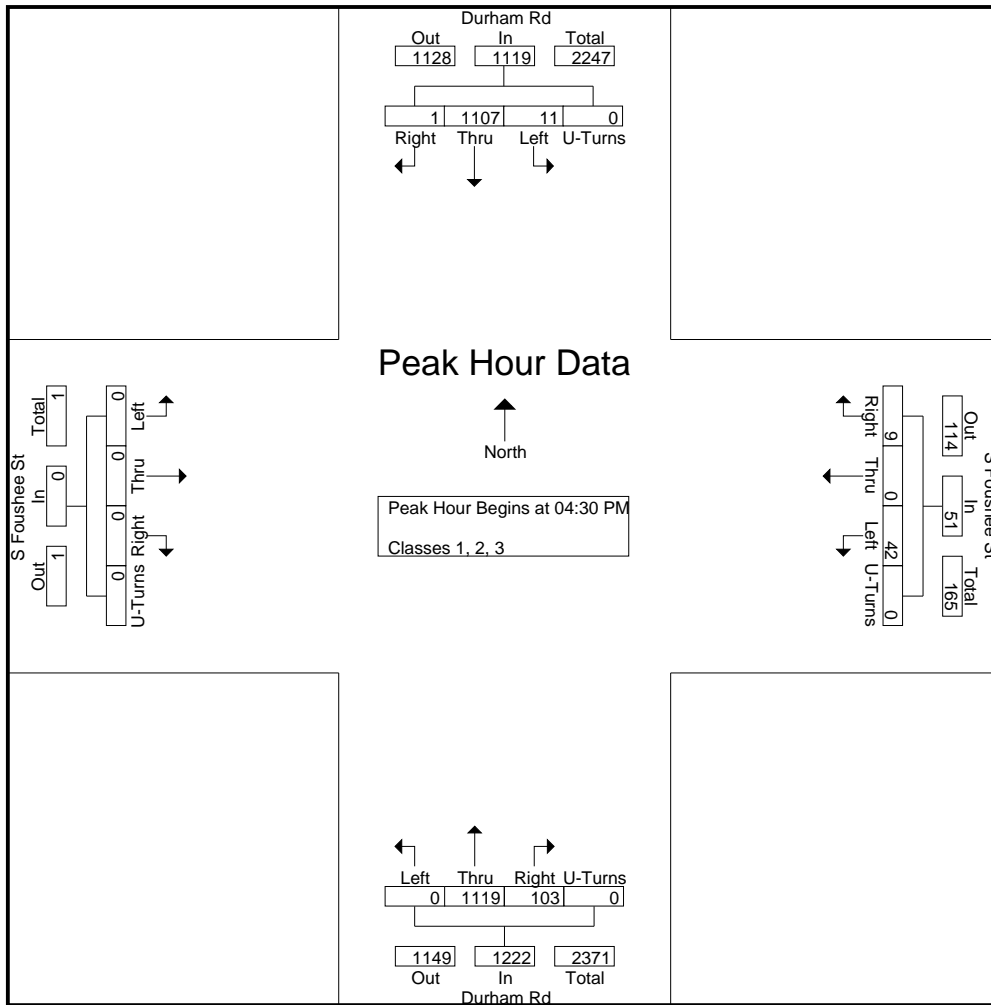


Quality Counts, LLC

920 Blairhill Rd, STE B106
Charlotte, NC 28217

File Name : 14473004 - Durham Rd & S Foushee St
Site Code : 14473004
Start Date : 8/30/2017
Page No : 7

Start Time	Durham Rd Southbound					S Foushee St Westbound					Durham Rd Northbound					S Foushee St Eastbound					Int. Total
	Right	Thru	Left	U-Turns	App. Total	Right	Thru	Left	U-Turns	App. Total	Right	Thru	Left	U-Turns	App. Total	Right	Thru	Left	U-Turns	App. Total	
Peak Hour Analysis From 03:00 PM to 06:45 PM - Peak 1 of 1																					
Peak Hour for Entire Intersection Begins at 04:30 PM																					
04:30 PM	1	260	4	0	265	2	0	9	0	11	27	270	0	0	297	0	0	0	0	0	573
04:45 PM	0	247	3	0	250	3	0	15	0	18	27	263	0	0	290	0	0	0	0	0	558
05:00 PM	0	305	1	0	306	2	0	7	0	9	19	266	0	0	285	0	0	0	0	0	600
05:15 PM	0	295	3	0	298	2	0	11	0	13	30	320	0	0	350	0	0	0	0	0	661
Total Volume	1	1107	11	0	1119	9	0	42	0	51	103	1119	0	0	1222	0	0	0	0	0	2392
% App. Total	0.1	98.9	1	0		17.6	0	82.4	0		8.4	91.6	0	0		0	0	0	0		
PHF	.250	.907	.688	.000	.914	.750	.000	.700	.000	.708	.858	.874	.000	.000	.873	.000	.000	.000	.000	.000	.905



Quality Counts, LLC

920 Blairhill Rd, STE B106
Charlotte, NC 28217

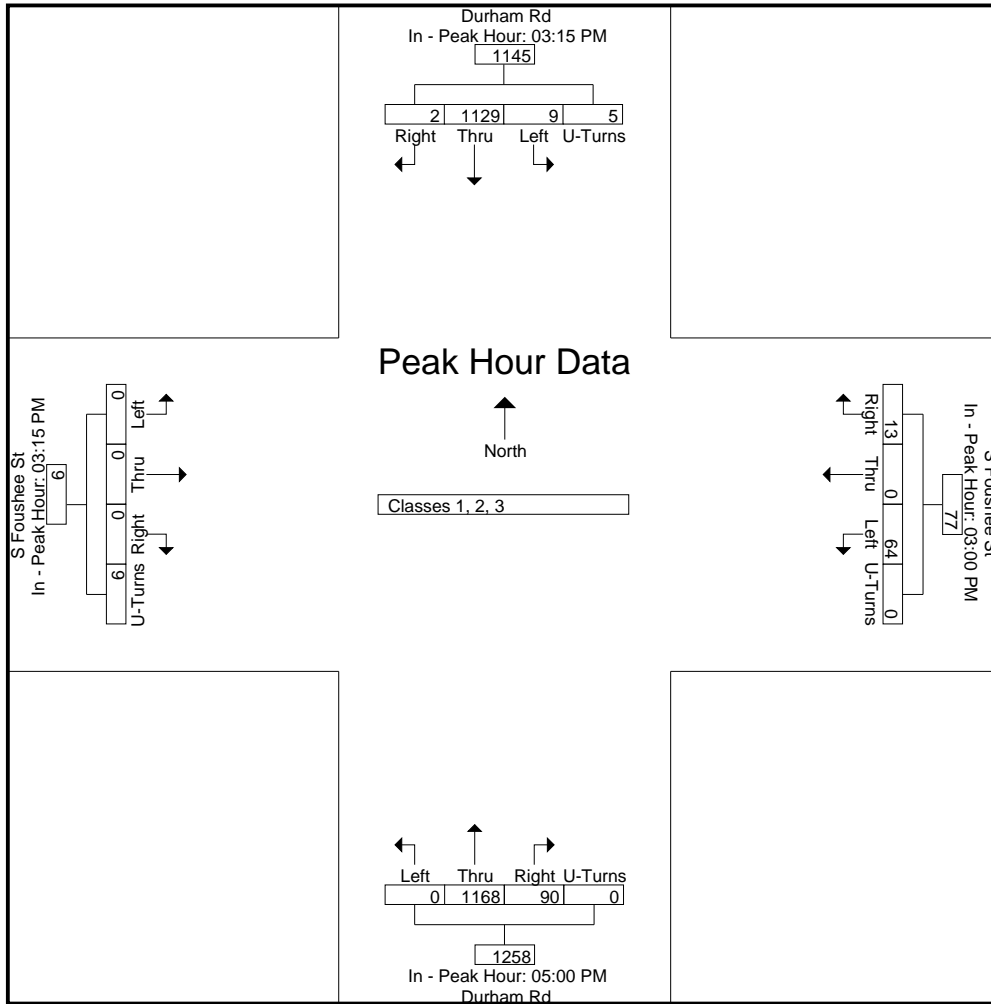
File Name : 14473004 - Durham Rd & S Foushee St
Site Code : 14473004
Start Date : 8/30/2017
Page No : 8

Start Time	Durham Rd Southbound					S Foushee St Westbound					Durham Rd Northbound					S Foushee St Eastbound					Int. Total
	Rig ht	Thr u	Left	U-Turns	App. Total	Right	Thr u	Left	U-Turns	App. Total	Right	Thr u	Left	U-Turns	App. Total	Right	Thr u	Left	U-Turns	App. Total	

Peak Hour Analysis From 03:00 PM to 06:45 PM - Peak 1 of 1

Peak Hour for Each Approach Begins at:

	03:15 PM					03:00 PM					05:00 PM					03:15 PM				
+0 mins.	1	313	1	0	315	4	0	23	0	27	19	266	0	0	285	0	0	0	1	1
+15 mins.	0	271	2	2	275	1	0	12	0	13	30	320	0	0	350	0	0	0	2	2
+30 mins.	0	287	3	2	292	5	0	15	0	20	19	286	0	0	305	0	0	0	2	2
+45 mins.	1	258	3	1	263	3	0	14	0	17	22	296	0	0	318	0	0	0	1	1
Total Volume	2	1129	9	5	1145	13	0	64	0	77	90	1168	0	0	1258	0	0	0	6	6
% App. Total	0.2	98.6	0.8	0.4		16.9	0	83.1	0		7.2	92.8	0	0		0	0	0	100	
PHF	.500	.902	.750	.625	.909	.650	.000	.696	.000	.713	.750	.913	.000	.000	.899	.000	.000	.000	.750	.750



Quality Counts, LLC

920 Blairhill Rd, STE B106
Charlotte, NC 28217

File Name : 14473004 - Durham Rd & S Foushee St

Site Code : 14473004

Start Date : 8/30/2017

Page No : 1

Groups Printed- Classes 4, 5, 6, 7

Start Time	Durham Rd Southbound					S Foushee St Westbound					Durham Rd Northbound					S Foushee St Eastbound					Int. Total
	Right	Thru	Left	U-Turns	App. Total	Right	Thru	Left	U-Turns	App. Total	Right	Thru	Left	U-Turns	App. Total	Right	Thru	Left	U-Turns	App. Total	
06:00 AM	0	5	0	0	5	0	0	0	0	0	0	0	0	0	0	0	0	0	0	0	5
06:15 AM	0	6	0	0	6	0	0	0	0	0	0	4	0	0	4	0	0	0	0	0	10
06:30 AM	0	6	0	0	6	0	0	0	0	0	0	3	0	0	3	0	0	0	0	0	9
06:45 AM	0	8	1	0	9	1	0	0	0	1	0	5	0	0	5	0	0	0	0	0	15
Total	0	25	1	0	26	1	0	0	0	1	0	12	0	0	12	0	0	0	0	0	39
07:00 AM	0	8	1	0	9	0	0	0	0	0	0	2	0	0	2	0	0	0	0	0	11
07:15 AM	0	12	0	0	12	1	0	0	0	1	0	12	0	0	12	0	0	0	0	0	25
07:30 AM	0	10	0	0	10	0	0	0	0	0	0	8	0	0	8	0	0	0	0	0	18
07:45 AM	0	6	0	0	6	0	0	0	0	0	0	9	0	0	9	0	0	0	0	0	15
Total	0	36	1	0	37	1	0	0	0	1	0	31	0	0	31	0	0	0	0	0	69
08:00 AM	0	8	0	0	8	1	0	0	0	1	0	10	0	0	10	0	0	0	0	0	19
08:15 AM	0	8	0	0	8	0	0	0	0	0	0	6	0	0	6	0	0	0	0	0	14
08:30 AM	0	8	0	0	8	1	0	0	0	1	1	8	0	0	9	0	0	0	0	0	18
08:45 AM	0	8	0	0	8	1	0	0	0	1	0	4	0	0	4	0	0	0	0	0	13
Total	0	32	0	0	32	3	0	0	0	3	1	28	0	0	29	0	0	0	0	0	64
09:00 AM	0	3	0	0	3	0	0	0	0	0	0	9	0	0	9	0	0	0	0	0	12
09:15 AM	0	7	0	0	7	0	0	0	0	0	1	10	0	0	11	0	0	0	0	0	18
09:30 AM	0	10	0	0	10	0	0	1	0	1	0	7	0	0	7	0	0	0	0	0	18
09:45 AM	0	3	0	0	3	0	0	0	0	0	1	11	0	0	12	0	0	0	0	0	15
Total	0	23	0	0	23	0	0	1	0	1	2	37	0	0	39	0	0	0	0	0	63
10:00 AM	0	5	0	0	5	0	0	0	0	0	1	6	0	0	7	0	0	0	0	0	12
10:15 AM	0	8	0	0	8	1	0	0	0	1	1	7	0	0	8	0	0	0	0	0	17
10:30 AM	0	8	0	0	8	1	0	0	0	1	0	8	0	0	8	0	0	0	0	0	17
10:45 AM	0	16	0	0	16	0	0	0	0	0	0	2	0	0	2	0	0	0	0	0	18
Total	0	37	0	0	37	2	0	0	0	2	2	23	0	0	25	0	0	0	0	0	64
11:00 AM	0	9	0	0	9	0	0	0	0	0	0	4	0	0	4	0	0	0	0	0	13
11:15 AM	0	6	1	0	7	0	0	0	0	0	0	11	0	0	11	0	0	0	0	0	18
11:30 AM	0	7	0	0	7	0	0	0	0	0	0	6	0	0	6	0	0	0	0	0	13
11:45 AM	0	4	0	0	4	0	0	0	0	0	0	7	0	0	7	0	0	0	0	0	11
Total	0	26	1	0	27	0	0	0	0	0	0	28	0	0	28	0	0	0	0	0	55
12:00 PM	0	4	0	0	4	0	0	0	0	0	0	3	0	0	3	0	0	0	0	0	7
12:15 PM	0	9	1	0	10	0	0	0	0	0	1	3	0	0	4	0	0	0	0	0	14
12:30 PM	0	10	0	0	10	0	0	1	0	1	0	3	0	0	3	0	0	0	0	0	14
12:45 PM	0	4	0	0	4	0	0	0	0	0	1	6	0	0	7	0	0	0	0	0	11
Total	0	27	1	0	28	0	0	1	0	1	2	15	0	0	17	0	0	0	0	0	46
01:00 PM	0	8	0	0	8	0	0	0	0	0	1	7	0	0	8	0	0	0	0	0	16
01:15 PM	0	4	0	0	4	1	0	0	0	1	0	5	0	0	5	0	0	0	0	0	10
01:30 PM	0	6	0	0	6	0	0	0	0	0	0	6	0	0	6	0	0	0	0	0	12
01:45 PM	0	13	0	0	13	0	0	0	0	0	4	7	0	0	11	0	0	0	0	0	24
Total	0	31	0	0	31	1	0	0	0	1	5	25	0	0	30	0	0	0	0	0	62
02:00 PM	0	9	0	0	9	0	0	0	0	0	2	13	0	0	15	0	0	0	0	0	24
02:15 PM	0	9	0	0	9	0	0	0	0	0	0	4	0	0	4	0	0	0	0	0	13
02:30 PM	0	8	1	0	9	0	0	0	0	0	0	13	0	0	13	0	0	0	0	0	22
02:45 PM	0	13	1	0	14	1	0	0	0	1	1	12	0	0	13	0	0	0	0	0	28
Total	0	39	2	0	41	1	0	0	0	1	3	42	0	0	45	0	0	0	0	0	87
03:00 PM	0	8	0	0	8	1	0	0	0	1	0	9	0	0	9	0	0	0	0	0	18
03:15 PM	0	13	2	0	15	0	0	1	0	1	1	11	0	0	12	0	0	0	0	0	28
03:30 PM	0	14	1	0	15	0	0	1	0	1	4	12	0	0	16	0	0	0	0	0	32
03:45 PM	0	7	0	0	7	0	0	1	0	1	1	13	0	0	14	0	0	0	0	0	22
Total	0	42	3	0	45	1	0	3	0	4	6	45	0	0	51	0	0	0	0	0	100

Quality Counts, LLC

920 Blairhill Rd, STE B106
Charlotte, NC 28217

File Name : 14473004 - Durham Rd & S Foushee St

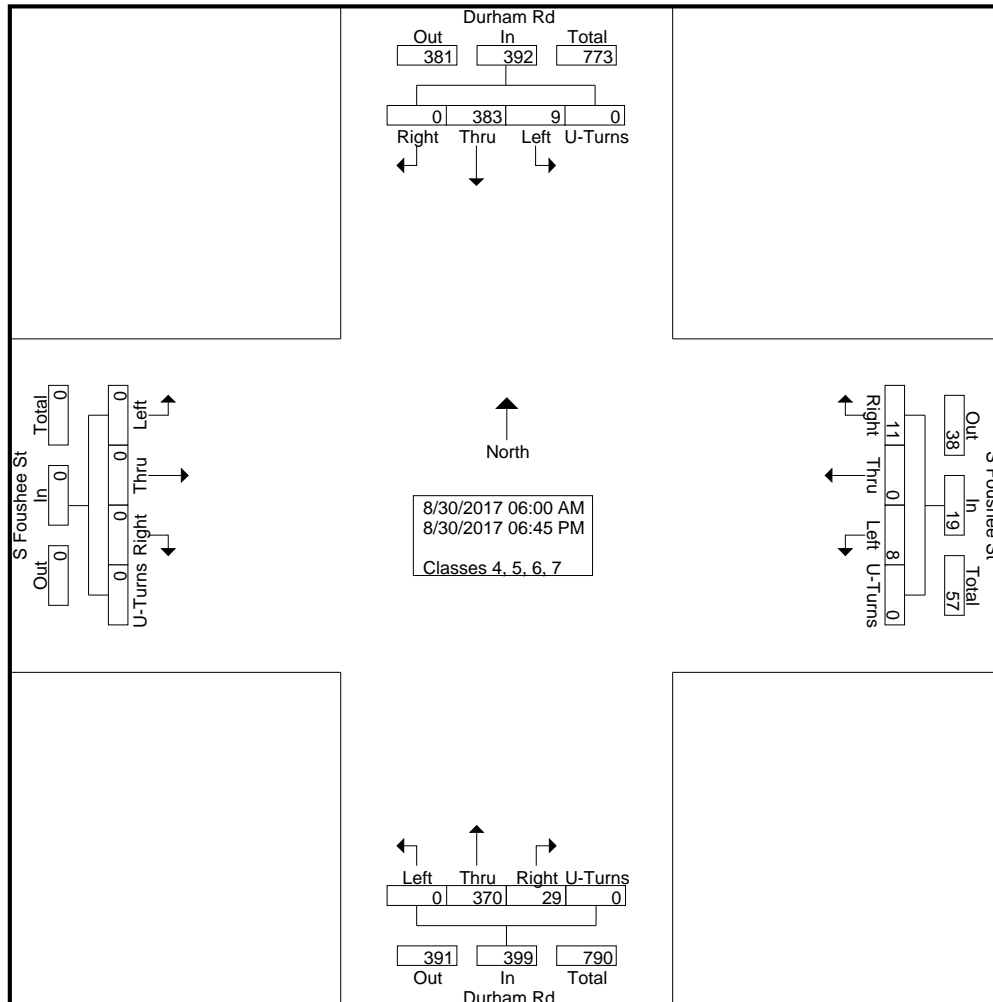
Site Code : 14473004

Start Date : 8/30/2017

Page No : 2

Groups Printed- Classes 4, 5, 6, 7

Start Time	Durham Rd Southbound					S Foushee St Westbound					Durham Rd Northbound					S Foushee St Eastbound					Int. Total
	Right	Thru	Left	U-Turns	App. Total	Right	Thru	Left	U-Turns	App. Total	Right	Thru	Left	U-Turns	App. Total	Right	Thru	Left	U-Turns	App. Total	
04:00 PM	0	7	0	0	7	0	0	0	0	0	2	11	0	0	13	0	0	0	0	0	0
04:15 PM	0	5	0	0	5	0	0	1	0	1	2	8	0	0	10	0	0	0	0	0	0
04:30 PM	0	6	0	0	6	1	0	0	0	1	0	11	0	0	11	0	0	0	0	0	0
04:45 PM	0	3	0	0	3	0	0	1	0	1	1	12	0	0	13	0	0	0	0	0	0
Total	0	21	0	0	21	1	0	2	0	3	5	42	0	0	47	0	0	0	0	0	0
05:00 PM	0	7	0	0	7	0	0	0	0	0	0	6	0	0	6	0	0	0	0	0	0
05:15 PM	0	3	0	0	3	0	0	1	0	1	0	4	0	0	4	0	0	0	0	0	0
05:30 PM	0	9	0	0	9	0	0	0	0	0	1	6	0	0	7	0	0	0	0	0	0
05:45 PM	0	7	0	0	7	0	0	0	0	0	1	6	0	0	7	0	0	0	0	0	0
Total	0	26	0	0	26	0	0	1	0	1	2	22	0	0	24	0	0	0	0	0	0
06:00 PM	0	4	0	0	4	0	0	0	0	0	1	6	0	0	7	0	0	0	0	0	0
06:15 PM	0	5	0	0	5	0	0	0	0	0	0	4	0	0	4	0	0	0	0	0	0
06:30 PM	0	6	0	0	6	0	0	0	0	0	0	9	0	0	9	0	0	0	0	0	0
06:45 PM	0	3	0	0	3	0	0	0	0	0	0	1	0	0	1	0	0	0	0	0	0
Total	0	18	0	0	18	0	0	0	0	0	1	20	0	0	21	0	0	0	0	0	0
Grand Total	0	383	9	0	392	11	0	8	0	19	29	370	0	0	399	0	0	0	0	0	810
Apprch %	0	97.7	2.3	0		57.9	0	42.1	0		7.3	92.7	0	0		0	0	0	0		
Total %	0	47.3	1.1	0	48.4	1.4	0	1	0	2.3	3.6	45.7	0	0	49.3	0	0	0	0	0	

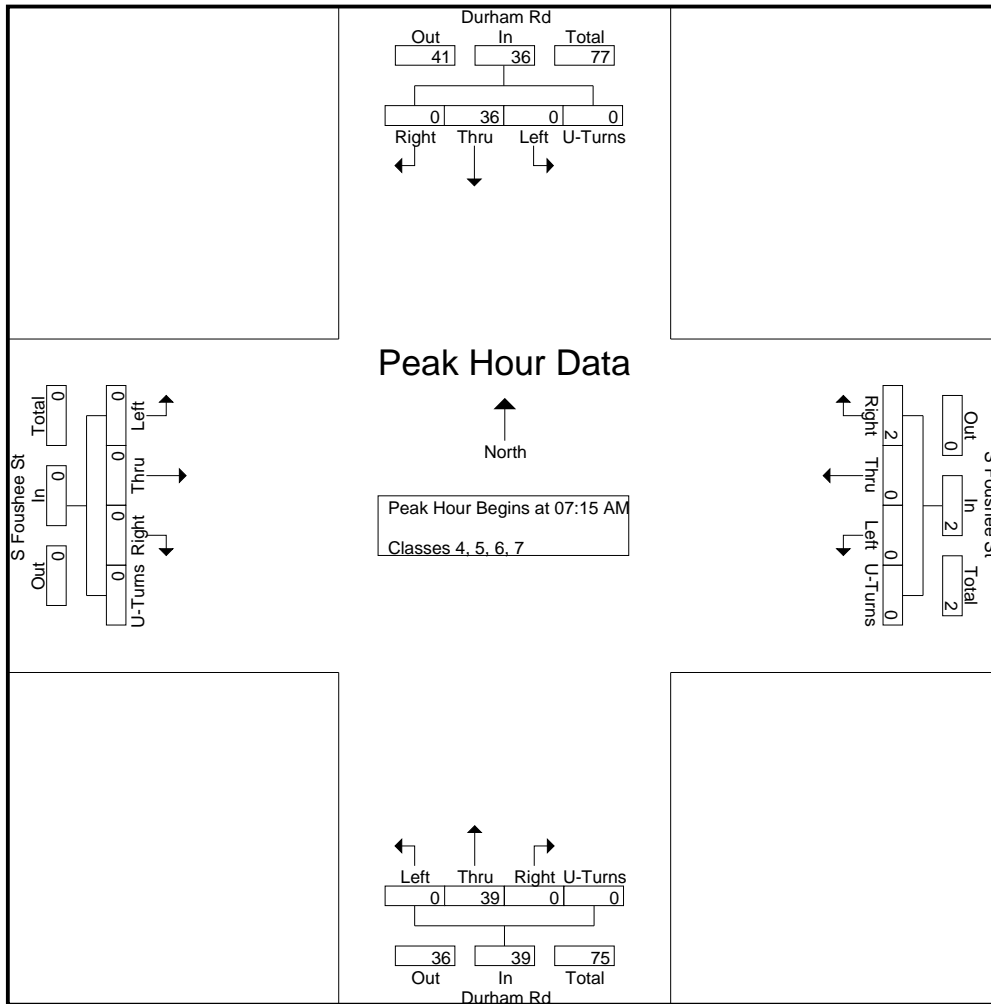


Quality Counts, LLC

920 Blairhill Rd, STE B106
Charlotte, NC 28217

File Name : 14473004 - Durham Rd & S Foushee St
Site Code : 14473004
Start Date : 8/30/2017
Page No : 3

Start Time	Durham Rd Southbound					S Foushee St Westbound					Durham Rd Northbound					S Foushee St Eastbound					Int. Total
	Right	Thru	Left	U-Turns	App. Total	Right	Thru	Left	U-Turns	App. Total	Right	Thru	Left	U-Turns	App. Total	Right	Thru	Left	U-Turns	App. Total	
Peak Hour Analysis From 06:00 AM to 09:45 AM - Peak 1 of 1																					
Peak Hour for Entire Intersection Begins at 07:15 AM																					
07:15 AM	0	12	0	0	12	1	0	0	0	1	0	12	0	0	12	0	0	0	0	0	25
07:30 AM	0	10	0	0	10	0	0	0	0	0	0	8	0	0	8	0	0	0	0	0	18
07:45 AM	0	6	0	0	6	0	0	0	0	0	0	9	0	0	9	0	0	0	0	0	15
08:00 AM	0	8	0	0	8	1	0	0	0	1	0	10	0	0	10	0	0	0	0	0	19
Total Volume	0	36	0	0	36	2	0	0	0	2	0	39	0	0	39	0	0	0	0	0	77
% App. Total	0	100	0	0		100	0	0	0		0	100	0	0		0	0	0	0		
PHF	.000	.750	.000	.000	.750	.500	.000	.000	.000	.500	.000	.813	.000	.000	.813	.000	.000	.000	.000	.000	.770



Quality Counts, LLC

920 Blairhill Rd, STE B106
Charlotte, NC 28217

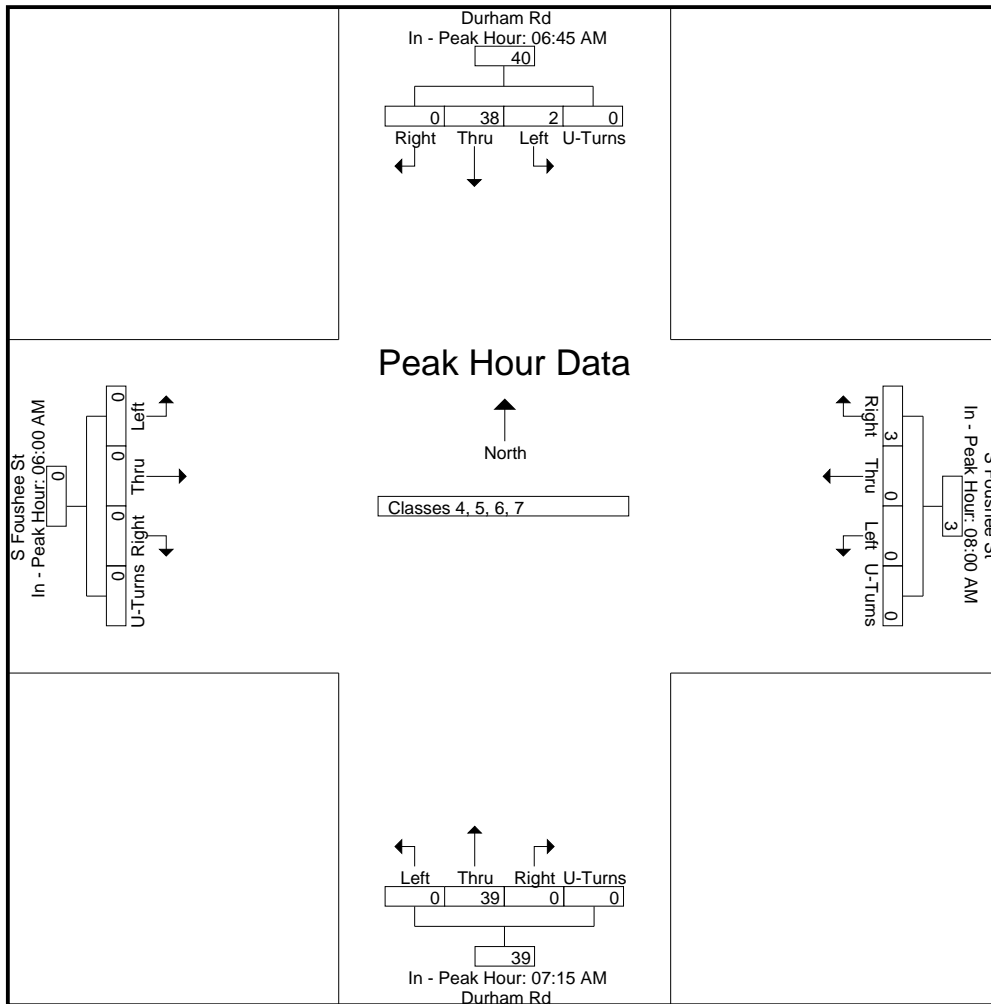
File Name : 14473004 - Durham Rd & S Foushee St
Site Code : 14473004
Start Date : 8/30/2017
Page No : 4

Start Time	Durham Rd Southbound					S Foushee St Westbound					Durham Rd Northbound					S Foushee St Eastbound					Int. Total
	Right	Thru	Left	U-Turns	App. Total	Right	Thru	Left	U-Turns	App. Total	Right	Thru	Left	U-Turns	App. Total	Right	Thru	Left	U-Turns	App. Total	

Peak Hour Analysis From 06:00 AM to 09:45 AM - Peak 1 of 1

Peak Hour for Each Approach Begins at:

	06:45 AM					08:00 AM					07:15 AM					06:00 AM				
+0 mins.	0	8	1	0	9	1	0	0	0	1	0	12	0	0	12	0	0	0	0	0
+15 mins.	0	8	1	0	9	0	0	0	0	0	0	8	0	0	8	0	0	0	0	0
+30 mins.	0	12	0	0	12	1	0	0	0	1	0	9	0	0	9	0	0	0	0	0
+45 mins.	0	10	0	0	10	1	0	0	0	1	0	10	0	0	10	0	0	0	0	0
Total Volume	0	38	2	0	40	3	0	0	0	3	0	39	0	0	39	0	0	0	0	0
% App. Total	0	95	5	0		100	0	0	0		0	100	0	0		0	0	0	0	
PHF	.000	.792	.500	.000	.833	.750	.000	.000	.000	.750	.000	.813	.000	.000	.813	.000	.000	.000	.000	.000

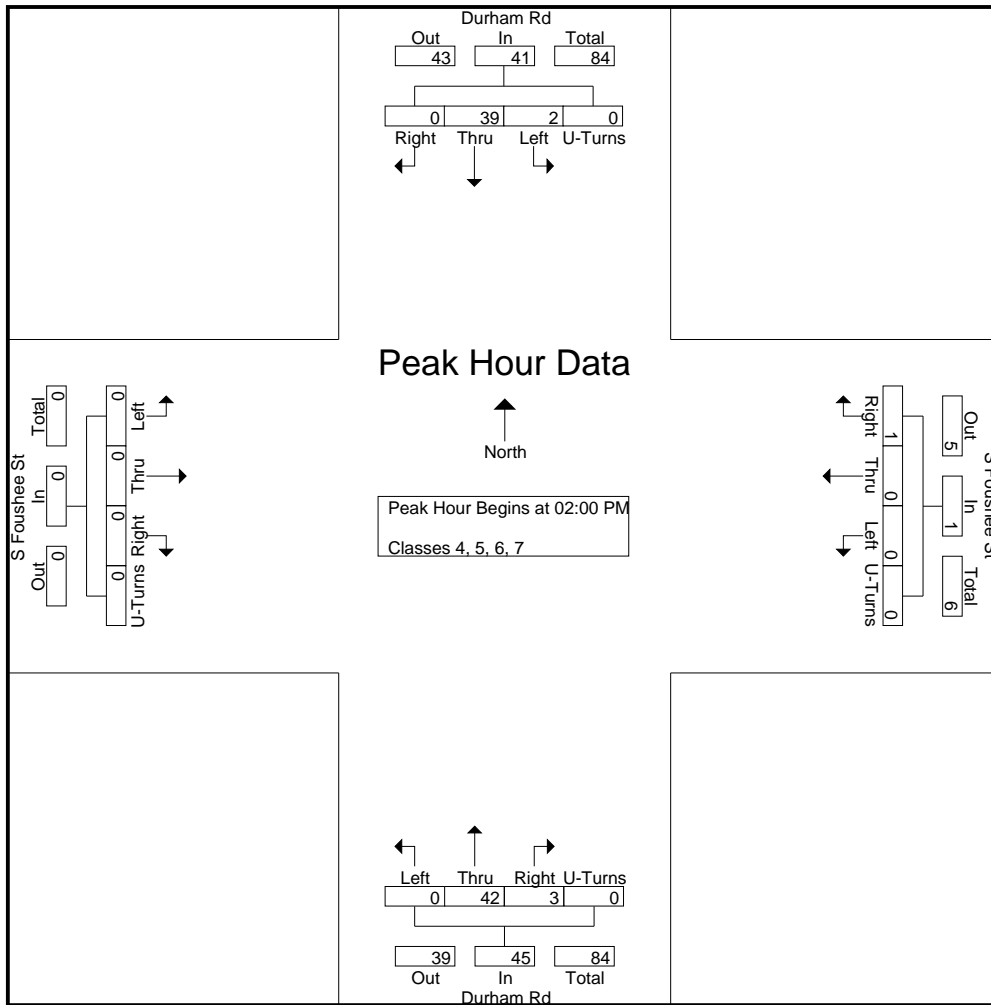


Quality Counts, LLC

920 Blairhill Rd, STE B106
Charlotte, NC 28217

File Name : 14473004 - Durham Rd & S Foushee St
Site Code : 14473004
Start Date : 8/30/2017
Page No : 5

Start Time	Durham Rd Southbound					S Foushee St Westbound					Durham Rd Northbound					S Foushee St Eastbound					Int. Total
	Right	Thru	Left	U-Turns	App. Total	Right	Thru	Left	U-Turns	App. Total	Right	Thru	Left	U-Turns	App. Total	Right	Thru	Left	U-Turns	App. Total	
Peak Hour Analysis From 10:00 AM to 02:45 PM - Peak 1 of 1																					
Peak Hour for Entire Intersection Begins at 02:00 PM																					
02:00 PM	0	9	0	0	9	0	0	0	0	0	2	13	0	0	15	0	0	0	0	0	24
02:15 PM	0	9	0	0	9	0	0	0	0	0	0	4	0	0	4	0	0	0	0	0	13
02:30 PM	0	8	1	0	9	0	0	0	0	0	0	13	0	0	13	0	0	0	0	0	22
02:45 PM	0	13	1	0	14	1	0	0	0	1	1	12	0	0	13	0	0	0	0	0	28
Total Volume	0	39	2	0	41	1	0	0	0	1	3	42	0	0	45	0	0	0	0	0	87
% App. Total	0	95.1	4.9	0		100	0	0	0		6.7	93.3	0	0		0	0	0	0		
PHF	.000	.750	.500	.000	.732	.250	.000	.000	.000	.250	.375	.808	.000	.000	.750	.000	.000	.000	.000	.000	.777



Quality Counts, LLC

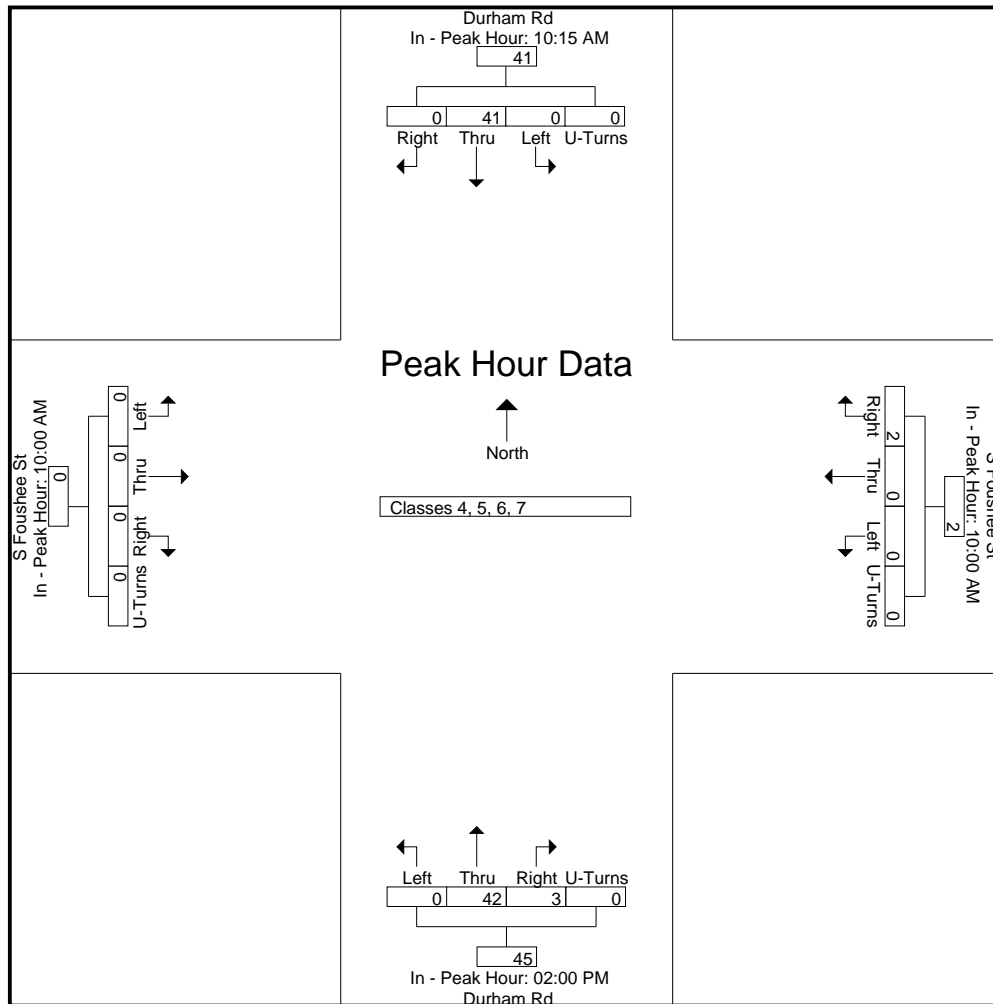
920 Blairhill Rd, STE B106
Charlotte, NC 28217

File Name : 14473004 - Durham Rd & S Foushee St
Site Code : 14473004
Start Date : 8/30/2017
Page No : 6

Start Time	Durham Rd Southbound					S Foushee St Westbound					Durham Rd Northbound					S Foushee St Eastbound					Int. Total
	Right	Thru	Left	U-Turns	App. Total	Right	Thru	Left	U-Turns	App. Total	Right	Thru	Left	U-Turns	App. Total	Right	Thru	Left	U-Turns	App. Total	

Peak Hour Analysis From 10:00 AM to 02:45 PM - Peak 1 of 1
Peak Hour for Each Approach Begins at:

	10:15 AM					10:00 AM					02:00 PM					10:00 AM				
+0 mins.	0	8	0	0	8	0	0	0	0	0	2	13	0	0	15	0	0	0	0	0
+15 mins.	0	8	0	0	8	1	0	0	0	1	0	4	0	0	4	0	0	0	0	0
+30 mins.	0	16	0	0	16	1	0	0	0	1	0	13	0	0	13	0	0	0	0	0
+45 mins.	0	9	0	0	9	0	0	0	0	0	1	12	0	0	13	0	0	0	0	0
Total Volume	0	41	0	0	41	2	0	0	0	2	3	42	0	0	45	0	0	0	0	0
% App. Total	0	100	0	0	0	100	0	0	0	0	6.7	93.3	0	0	0	0	0	0	0	0
PHF	.000	.641	.000	.000	.641	.500	.000	.000	.000	.500	.375	.808	.000	.000	.750	.000	.000	.000	.000	.000

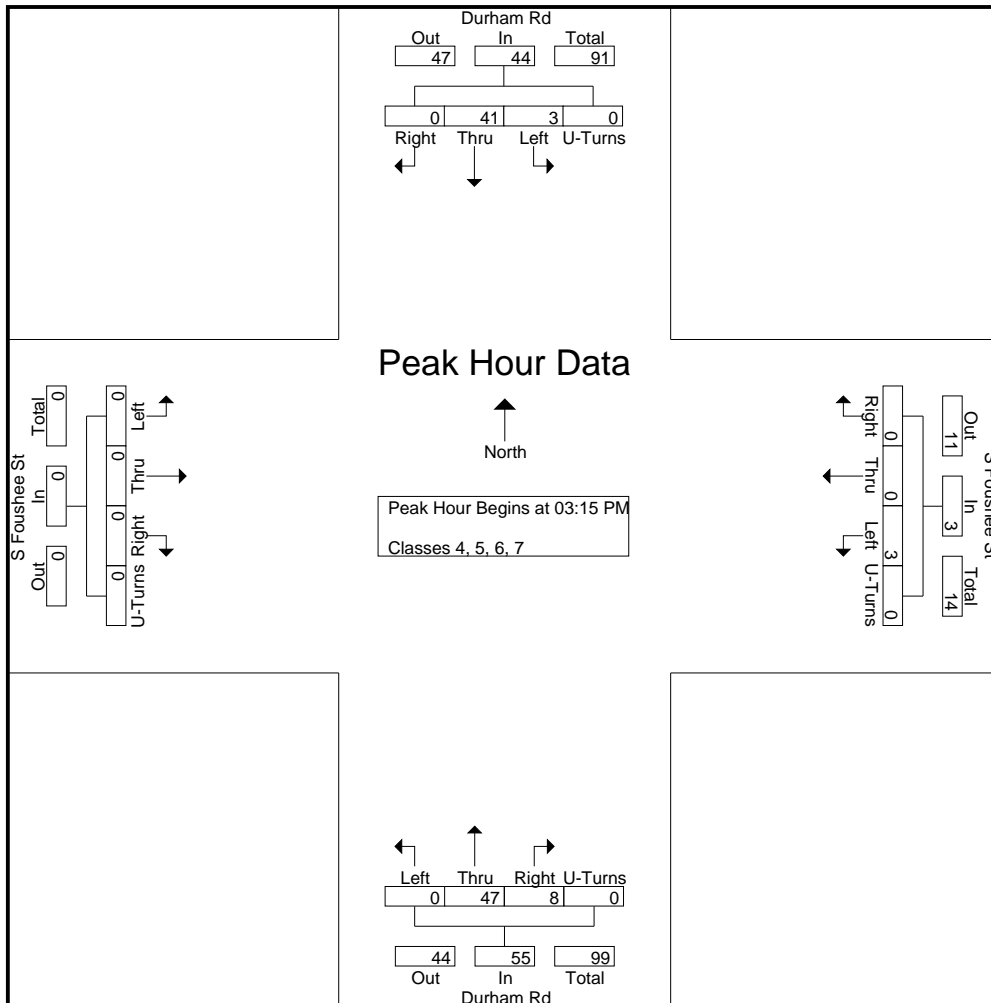


Quality Counts, LLC

920 Blairhill Rd, STE B106
Charlotte, NC 28217

File Name : 14473004 - Durham Rd & S Foushee St
Site Code : 14473004
Start Date : 8/30/2017
Page No : 7

Start Time	Durham Rd Southbound					S Foushee St Westbound					Durham Rd Northbound					S Foushee St Eastbound					Int. Total
	Right	Thru	Left	U-Turns	App. Total	Right	Thru	Left	U-Turns	App. Total	Right	Thru	Left	U-Turns	App. Total	Right	Thru	Left	U-Turns	App. Total	
Peak Hour Analysis From 03:00 PM to 06:45 PM - Peak 1 of 1																					
Peak Hour for Entire Intersection Begins at 03:15 PM																					
03:15 PM	0	13	2	0	15	0	0	1	0	1	1	11	0	0	12	0	0	0	0	0	28
03:30 PM	0	14	1	0	15	0	0	1	0	1	4	12	0	0	16	0	0	0	0	0	32
03:45 PM	0	7	0	0	7	0	0	1	0	1	1	13	0	0	14	0	0	0	0	0	22
04:00 PM	0	7	0	0	7	0	0	0	0	0	2	11	0	0	13	0	0	0	0	0	20
Total Volume	0	41	3	0	44	0	0	3	0	3	8	47	0	0	55	0	0	0	0	0	102
% App. Total	0	93.2	6.8	0		0	0	100	0		14.5	85.5	0	0		0	0	0	0		
PHF	.000	.732	.375	.000	.733	.000	.000	.750	.000	.750	.500	.904	.000	.000	.859	.000	.000	.000	.000	.000	.797



Quality Counts, LLC

920 Blairhill Rd, STE B106
Charlotte, NC 28217

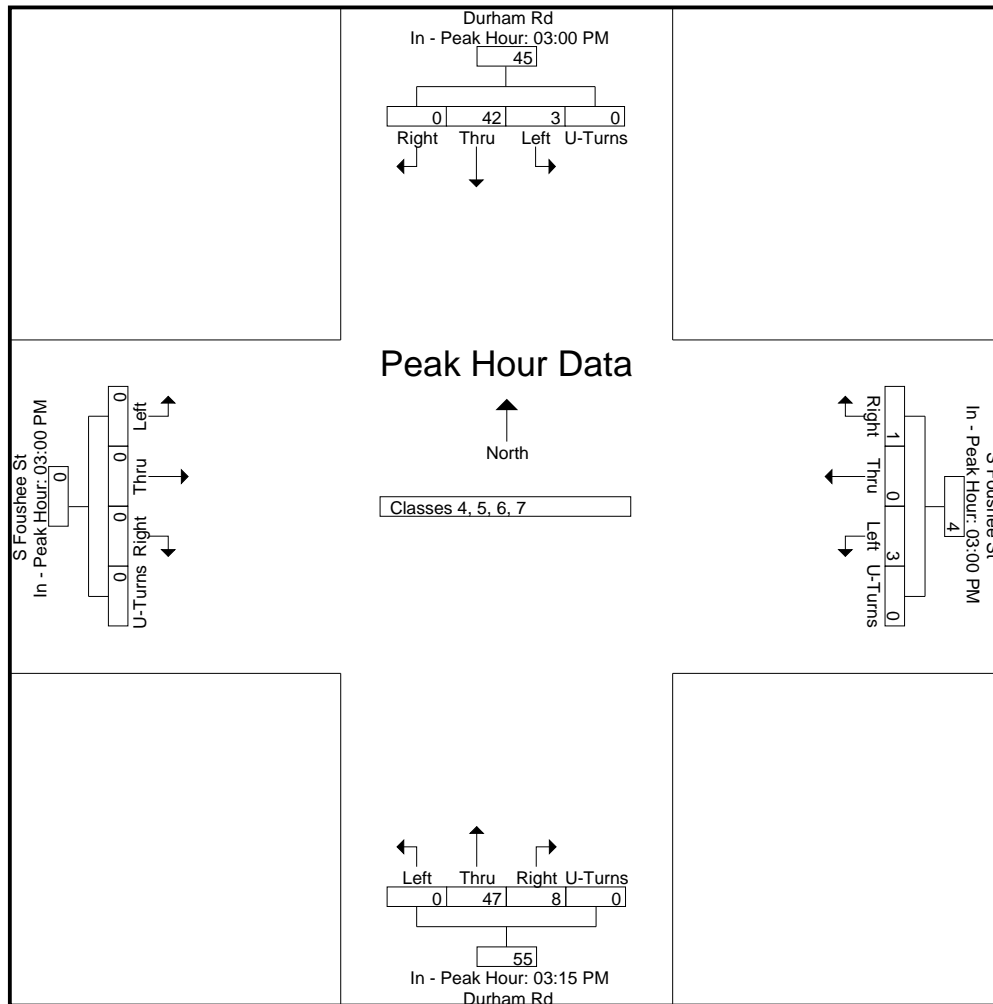
File Name : 14473004 - Durham Rd & S Foushee St
Site Code : 14473004
Start Date : 8/30/2017
Page No : 8

Start Time	Durham Rd Southbound					S Foushee St Westbound					Durham Rd Northbound					S Foushee St Eastbound					Int. Total
	Rig ht	Thr u	Left	U-Turns	App. Total	Right	Thr u	Left	U-Turns	App. Total	Right	Thr u	Left	U-Turns	App. Total	Right	Thr u	Left	U-Turns	App. Total	

Peak Hour Analysis From 03:00 PM to 06:45 PM - Peak 1 of 1

Peak Hour for Each Approach Begins at:

	03:00 PM					03:00 PM					03:15 PM					03:00 PM				
+0 mins.	0	8	0	0	8	1	0	0	0	1	1	11	0	0	12	0	0	0	0	0
+15 mins.	0	13	2	0	15	0	0	1	0	1	4	12	0	0	16	0	0	0	0	0
+30 mins.	0	14	1	0	15	0	0	1	0	1	1	13	0	0	14	0	0	0	0	0
+45 mins.	0	7	0	0	7	0	0	1	0	1	2	11	0	0	13	0	0	0	0	0
Total Volume	0	42	3	0	45	1	0	3	0	4	8	47	0	0	55	0	0	0	0	0
% App. Total	0	93.3	6.7	0		25	0	75	0		14.5	85.5	0	0		0	0	0	0	
PHF	.000	.750	.375	.000	.750	.250	.000	.750	.000	1.000	.500	.904	.000	.000	.859	.000	.000	.000	.000	.000



Quality Counts, LLC

920 Blairhill Rd, STE B106
Charlotte, NC 28217

File Name : 14473004 - Durham Rd & S Foushee St

Site Code : 14473004

Start Date : 8/30/2017

Page No : 1

Groups Printed- Classes 8, 9, 10

Start Time	Durham Rd Southbound					S Foushee St Westbound					Durham Rd Northbound					S Foushee St Eastbound					Int. Total
	Right	Thru	Left	U-Turns	App. Total	Right	Thru	Left	U-Turns	App. Total	Right	Thru	Left	U-Turns	App. Total	Right	Thru	Left	U-Turns	App. Total	
06:00 AM	0	5	0	0	5	0	0	0	0	0	0	7	0	0	7	0	0	0	0	0	12
06:15 AM	0	2	0	0	2	0	0	0	0	0	0	1	0	0	1	0	0	0	0	0	3
06:30 AM	0	3	0	0	3	0	0	0	0	0	0	3	0	0	3	0	0	0	0	0	6
06:45 AM	0	4	0	0	4	0	0	0	0	0	0	4	0	0	4	0	0	0	0	0	8
Total	0	14	0	0	14	0	0	0	0	0	0	15	0	0	15	0	0	0	0	0	29
07:00 AM	0	3	0	0	3	0	0	0	0	0	0	2	0	0	2	0	0	0	0	0	5
07:15 AM	0	3	0	0	3	0	0	0	0	0	0	6	0	0	6	0	0	0	0	0	9
07:30 AM	0	4	0	0	4	0	0	0	0	0	0	5	0	0	5	0	0	0	0	0	9
07:45 AM	0	10	0	0	10	0	0	0	0	0	1	2	0	0	3	0	0	0	0	0	13
Total	0	20	0	0	20	0	0	0	0	0	1	15	0	0	16	0	0	0	0	0	36
08:00 AM	0	6	0	0	6	0	0	0	0	0	0	6	0	0	6	0	0	0	0	0	12
08:15 AM	0	5	0	0	5	0	0	0	0	0	0	4	0	0	4	0	0	0	0	0	9
08:30 AM	0	8	0	0	8	0	0	0	0	0	0	10	0	0	10	0	0	0	0	0	18
08:45 AM	0	4	0	0	4	0	0	0	0	0	0	6	0	0	6	0	0	0	0	0	10
Total	0	23	0	0	23	0	0	0	0	0	0	26	0	0	26	0	0	0	0	0	49
09:00 AM	0	7	0	0	7	0	0	0	0	0	0	8	0	0	8	0	0	0	0	0	15
09:15 AM	0	8	0	0	8	0	0	0	0	0	0	11	0	0	11	0	0	0	0	0	19
09:30 AM	0	6	0	0	6	0	0	0	0	0	0	4	0	0	4	0	1	0	0	1	11
09:45 AM	0	2	0	0	2	0	0	0	0	0	0	9	0	0	9	0	0	0	0	0	11
Total	0	23	0	0	23	0	0	0	0	0	0	32	0	0	32	0	1	0	0	1	56
10:00 AM	0	3	0	0	3	0	0	0	0	0	0	13	0	0	13	0	0	0	0	0	16
10:15 AM	0	14	0	0	14	0	0	0	0	0	0	6	0	0	6	0	0	0	0	0	20
10:30 AM	0	3	0	0	3	0	0	0	0	0	0	3	0	0	3	0	0	0	0	0	6
10:45 AM	0	6	0	0	6	0	0	0	0	0	0	5	0	0	5	0	0	0	0	0	11
Total	0	26	0	0	26	0	0	0	0	0	0	27	0	0	27	0	0	0	0	0	53
11:00 AM	0	5	0	0	5	0	0	0	0	0	0	8	0	0	8	0	0	0	0	0	13
11:15 AM	0	6	0	0	6	0	0	0	0	0	0	6	0	0	6	0	0	0	0	0	12
11:30 AM	0	5	0	0	5	0	0	0	0	0	0	8	0	0	8	0	0	0	0	0	13
11:45 AM	0	1	0	0	1	0	0	0	0	0	0	6	0	0	6	0	0	0	0	0	7
Total	0	17	0	0	17	0	0	0	0	0	0	28	0	0	28	0	0	0	0	0	45
12:00 PM	0	4	0	0	4	0	0	0	0	0	0	3	0	0	3	0	0	0	0	0	7
12:15 PM	0	1	0	0	1	0	0	0	0	0	0	5	0	0	5	0	0	0	0	0	6
12:30 PM	0	4	0	0	4	0	0	1	0	1	0	6	0	0	6	0	0	0	0	0	11
12:45 PM	0	6	0	0	6	0	0	0	0	0	0	12	0	0	12	0	0	0	0	0	18
Total	0	15	0	0	15	0	0	1	0	1	0	26	0	0	26	0	0	0	0	0	42
01:00 PM	0	2	0	0	2	0	0	0	0	0	0	3	0	0	3	0	0	0	0	0	5
01:15 PM	0	4	0	0	4	0	0	0	0	0	0	4	0	0	4	0	0	0	0	0	8
01:30 PM	0	6	0	0	6	0	0	0	0	0	0	10	0	0	10	0	0	0	0	0	16
01:45 PM	0	3	1	0	4	0	0	0	0	0	0	7	0	0	7	0	0	0	0	0	11
Total	0	15	1	0	16	0	0	0	0	0	0	24	0	0	24	0	0	0	0	0	40
02:00 PM	0	4	0	0	4	0	0	0	0	0	0	4	0	0	4	0	0	0	0	0	8
02:15 PM	0	7	0	0	7	0	0	0	0	0	0	0	0	0	0	0	0	0	0	0	7
02:30 PM	0	3	0	0	3	0	0	0	0	0	0	4	0	0	4	0	0	0	0	0	7
02:45 PM	0	6	0	0	6	0	0	0	0	0	0	5	0	0	5	0	0	0	0	0	11
Total	0	20	0	0	20	0	0	0	0	0	0	13	0	0	13	0	0	0	0	0	33
03:00 PM	0	3	0	0	3	0	0	0	0	0	0	3	0	0	3	0	0	0	0	0	6
03:15 PM	0	3	0	0	3	0	0	0	0	0	0	6	0	0	6	0	0	0	0	0	9
03:30 PM	0	2	0	0	2	0	0	0	0	0	0	8	0	0	8	0	0	0	0	0	10
03:45 PM	0	5	0	0	5	0	0	0	0	0	0	4	0	0	4	0	0	0	0	0	9
Total	0	13	0	0	13	0	0	0	0	0	0	21	0	0	21	0	0	0	0	0	34

Quality Counts, LLC

920 Blairhill Rd, STE B106
Charlotte, NC 28217

File Name : 14473004 - Durham Rd & S Foushee St

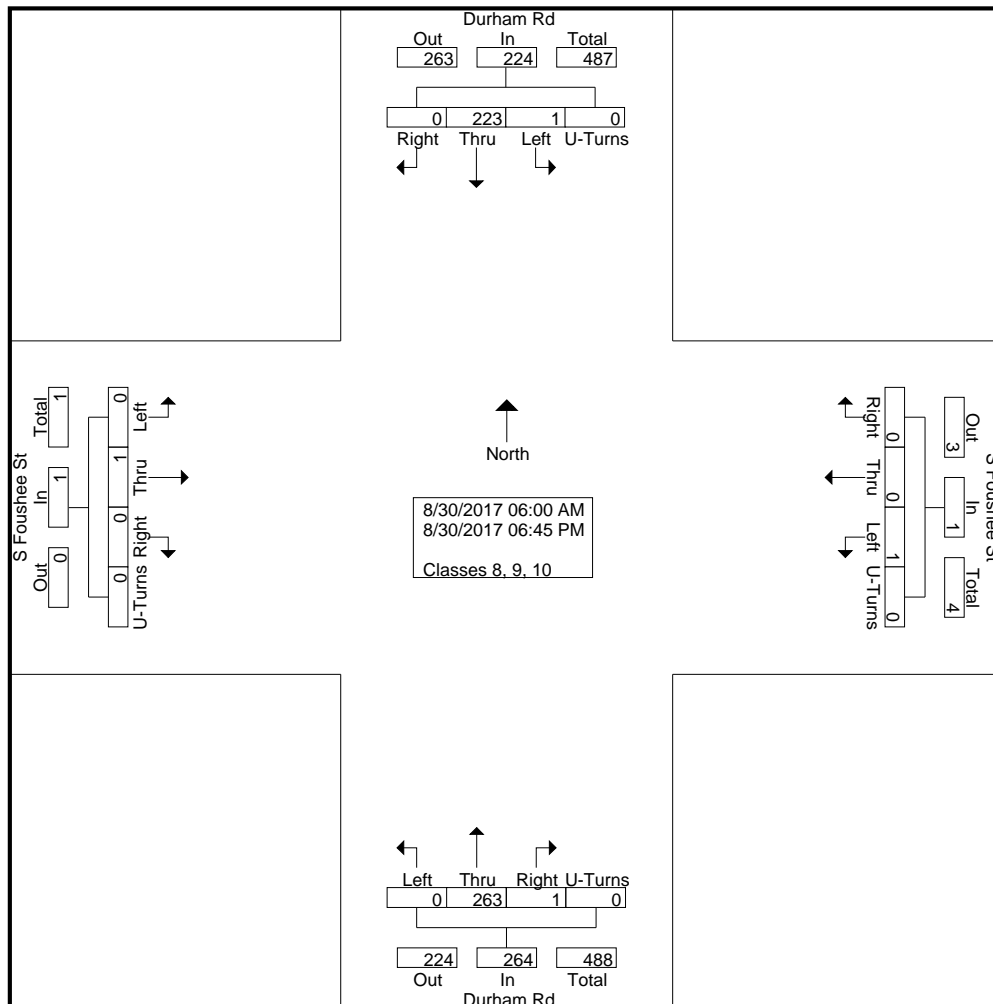
Site Code : 14473004

Start Date : 8/30/2017

Page No : 2

Groups Printed- Classes 8, 9, 10

Start Time	Durham Rd Southbound					S Foushee St Westbound					Durham Rd Northbound					S Foushee St Eastbound					Int. Total
	Right	Thru	Left	U-Turns	App. Total	Right	Thru	Left	U-Turns	App. Total	Right	Thru	Left	U-Turns	App. Total	Right	Thru	Left	U-Turns	App. Total	
04:00 PM	0	2	0	0	2	0	0	0	0	0	0	4	0	0	4	0	0	0	0	0	0
04:15 PM	0	3	0	0	3	0	0	0	0	0	0	9	0	0	9	0	0	0	0	0	0
04:30 PM	0	5	0	0	5	0	0	0	0	0	0	3	0	0	3	0	0	0	0	0	0
04:45 PM	0	5	0	0	5	0	0	0	0	0	0	5	0	0	5	0	0	0	0	0	0
Total	0	15	0	0	15	0	0	0	0	0	0	21	0	0	21	0	0	0	0	0	0
05:00 PM	0	5	0	0	5	0	0	0	0	0	0	2	0	0	2	0	0	0	0	0	0
05:15 PM	0	4	0	0	4	0	0	0	0	0	0	4	0	0	4	0	0	0	0	0	0
05:30 PM	0	4	0	0	4	0	0	0	0	0	0	4	0	0	4	0	0	0	0	0	0
05:45 PM	0	0	0	0	0	0	0	0	0	0	0	0	0	0	0	0	0	0	0	0	0
Total	0	13	0	0	13	0	0	0	0	0	0	10	0	0	10	0	0	0	0	0	0
06:00 PM	0	2	0	0	2	0	0	0	0	0	0	1	0	0	1	0	0	0	0	0	0
06:15 PM	0	2	0	0	2	0	0	0	0	0	0	0	0	0	0	0	0	0	0	0	0
06:30 PM	0	3	0	0	3	0	0	0	0	0	0	2	0	0	2	0	0	0	0	0	0
06:45 PM	0	2	0	0	2	0	0	0	0	0	0	2	0	0	2	0	0	0	0	0	0
Total	0	9	0	0	9	0	0	0	0	0	0	5	0	0	5	0	0	0	0	0	0
Grand Total	0	223	1	0	224	0	0	1	0	1	1	263	0	0	264	0	1	0	0	1	490
Apprch %	0	99.6	0.4	0		0	0	100	0		0.4	99.6	0	0		0	100	0	0		
Total %	0	45.5	0.2	0	45.7	0	0	0.2	0	0.2	0.2	53.7	0	0	53.9	0	0.2	0	0	0.2	

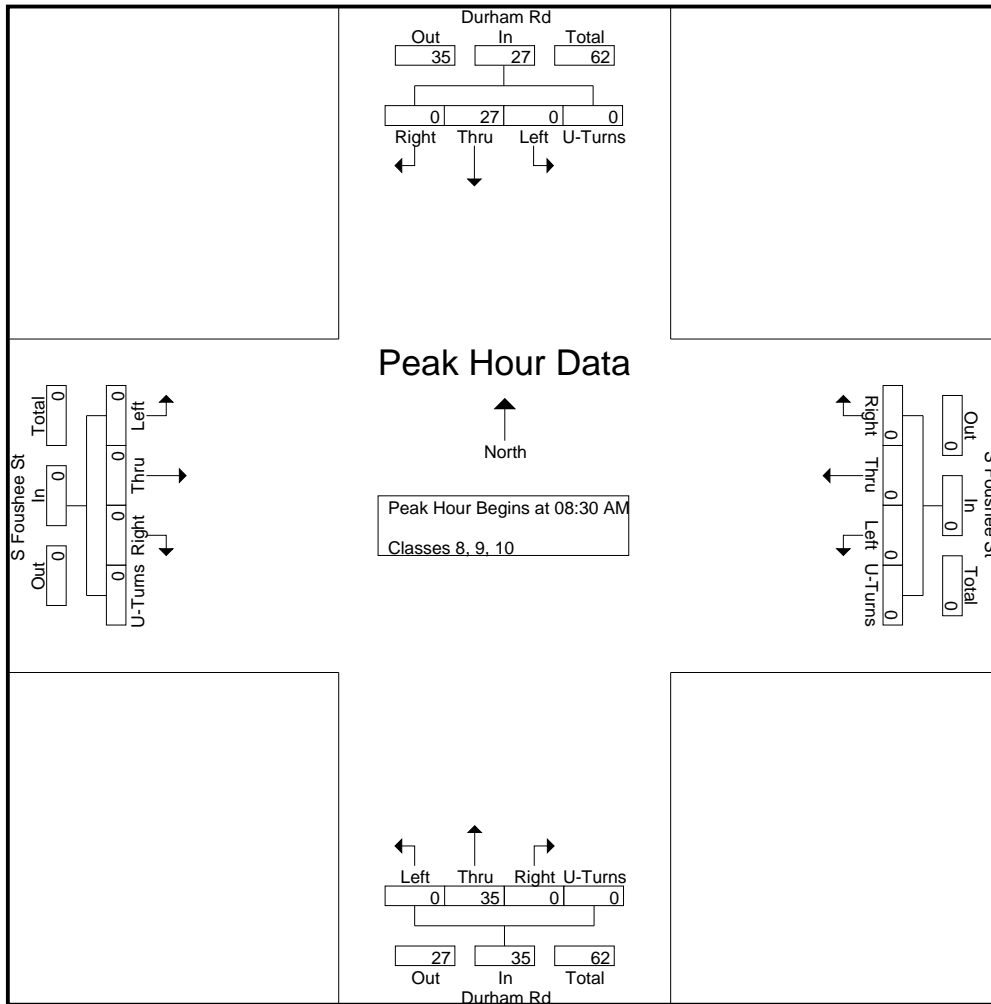


Quality Counts, LLC

920 Blairhill Rd, STE B106
Charlotte, NC 28217

File Name : 14473004 - Durham Rd & S Foushee St
Site Code : 14473004
Start Date : 8/30/2017
Page No : 3

Start Time	Durham Rd Southbound					S Foushee St Westbound					Durham Rd Northbound					S Foushee St Eastbound					Int. Total
	Right	Thru	Left	U-Turns	App. Total	Right	Thru	Left	U-Turns	App. Total	Right	Thru	Left	U-Turns	App. Total	Right	Thru	Left	U-Turns	App. Total	
Peak Hour Analysis From 06:00 AM to 09:45 AM - Peak 1 of 1																					
Peak Hour for Entire Intersection Begins at 08:30 AM																					
08:30 AM	0	8	0	0	8	0	0	0	0	0	0	10	0	0	10	0	0	0	0	0	18
08:45 AM	0	4	0	0	4	0	0	0	0	0	0	6	0	0	6	0	0	0	0	0	10
09:00 AM	0	7	0	0	7	0	0	0	0	0	0	8	0	0	8	0	0	0	0	0	15
09:15 AM	0	8	0	0	8	0	0	0	0	0	0	11	0	0	11	0	0	0	0	0	19
Total Volume	0	27	0	0	27	0	0	0	0	0	0	35	0	0	35	0	0	0	0	0	62
% App. Total	0	100	0	0		0	0	0	0		0	100	0	0		0	0	0	0		
PHF	.000	.844	.000	.000	.844	.000	.000	.000	.000	.000	.000	.795	.000	.000	.795	.000	.000	.000	.000	.000	.816



Quality Counts, LLC

920 Blairhill Rd, STE B106
Charlotte, NC 28217

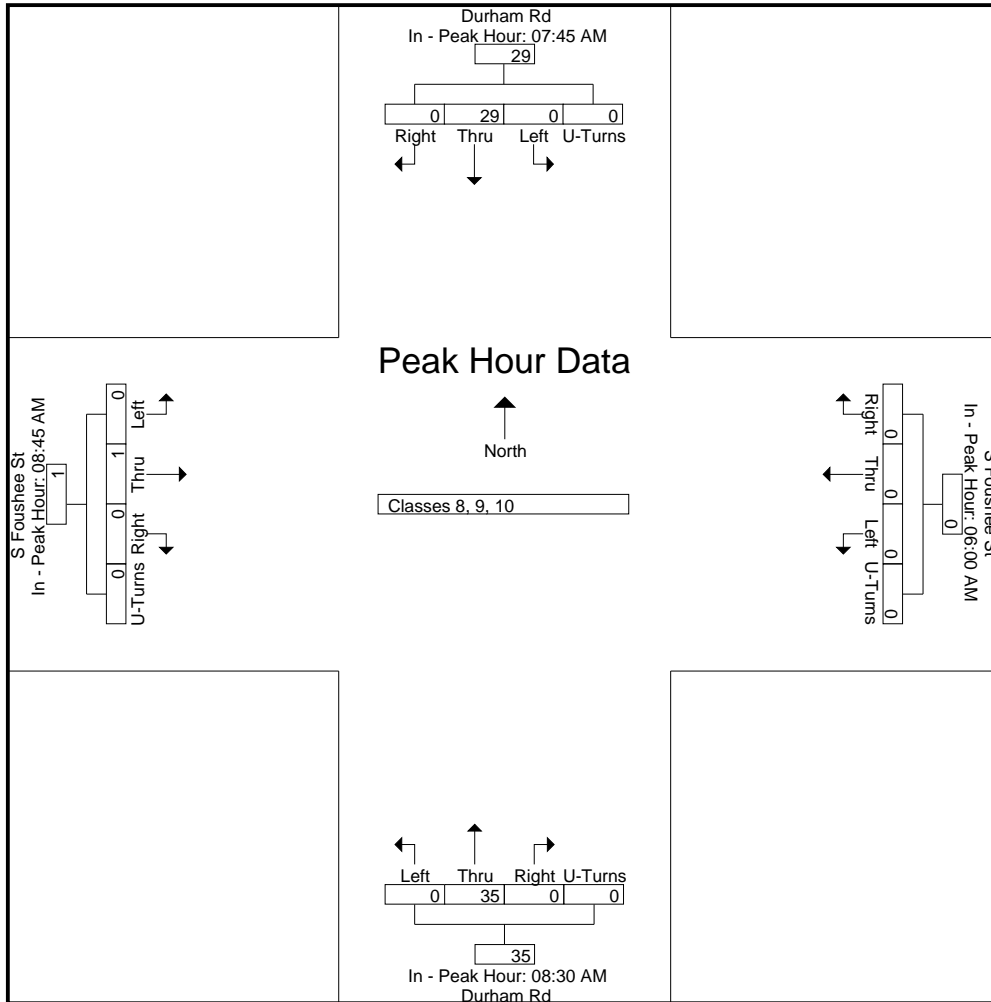
File Name : 14473004 - Durham Rd & S Foushee St
Site Code : 14473004
Start Date : 8/30/2017
Page No : 4

Start Time	Durham Rd Southbound					S Foushee St Westbound					Durham Rd Northbound					S Foushee St Eastbound					Int. Total
	Right	Thru	Left	U-Turns	App. Total	Right	Thru	Left	U-Turns	App. Total	Right	Thru	Left	U-Turns	App. Total	Right	Thru	Left	U-Turns	App. Total	

Peak Hour Analysis From 06:00 AM to 09:45 AM - Peak 1 of 1

Peak Hour for Each Approach Begins at:

	07:45 AM					06:00 AM					08:30 AM					08:45 AM									
+0 mins.	0	10	0	0	10	0	0	0	0	0	0	10	0	0	10	0	0	0	0	0	0	0	0	0	0
+15 mins.	0	6	0	0	6	0	0	0	0	0	0	6	0	0	6	0	0	0	0	0	0	0	0	0	0
+30 mins.	0	5	0	0	5	0	0	0	0	0	0	8	0	0	8	0	0	0	0	0	0	0	0	0	0
+45 mins.	0	8	0	0	8	0	0	0	0	0	0	11	0	0	11	0	1	0	0	1	0	1	0	0	1
Total Volume	0	29	0	0	29	0	0	0	0	0	0	35	0	0	35	0	1	0	0	1	0	1	0	0	1
% App. Total	0	100	0	0		0	0	0	0		0	100	0	0		0	100	0	0		0	100	0	0	
PHF	.000	.725	.000	.000	.725	.000	.000	.000	.000	.000	.000	.795	.000	.000	.795	.000	.250	.000	.000	.250	.000	.250	.000	.000	.250

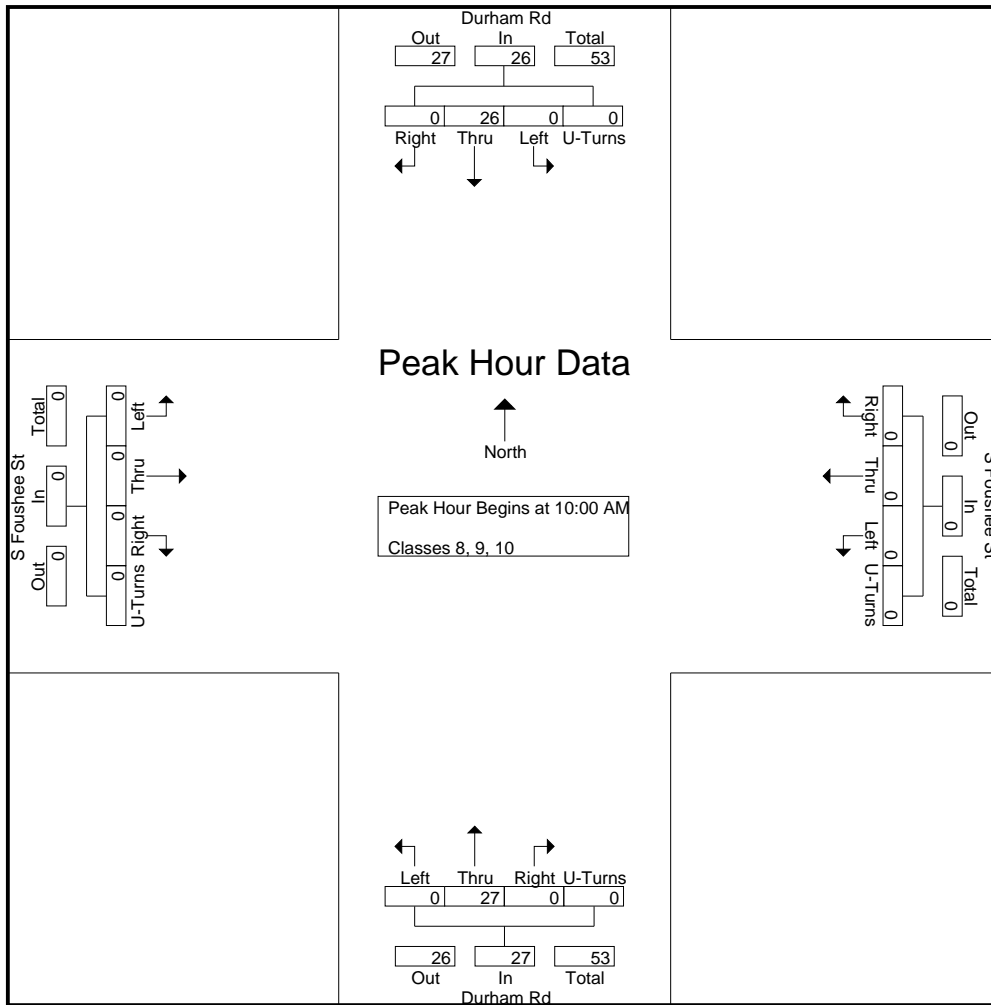


Quality Counts, LLC

920 Blairhill Rd, STE B106
Charlotte, NC 28217

File Name : 14473004 - Durham Rd & S Foushee St
Site Code : 14473004
Start Date : 8/30/2017
Page No : 5

Start Time	Durham Rd Southbound					S Foushee St Westbound					Durham Rd Northbound					S Foushee St Eastbound					Int. Total	
	Right	Thru	Left	U-Turns	App. Total	Right	Thru	Left	U-Turns	App. Total	Right	Thru	Left	U-Turns	App. Total	Right	Thru	Left	U-Turns	App. Total		
Peak Hour Analysis From 10:00 AM to 02:45 PM - Peak 1 of 1																						
Peak Hour for Entire Intersection Begins at 10:00 AM																						
10:00 AM	0	3	0	0	3	0	0	0	0	0	0	13	0	0	13	0	0	0	0	0	0	16
10:15 AM	0	14	0	0	14	0	0	0	0	0	0	6	0	0	6	0	0	0	0	0	0	20
10:30 AM	0	3	0	0	3	0	0	0	0	0	0	3	0	0	3	0	0	0	0	0	0	6
10:45 AM	0	6	0	0	6	0	0	0	0	0	0	5	0	0	5	0	0	0	0	0	0	11
Total Volume	0	26	0	0	26	0	0	0	0	0	0	27	0	0	27	0	0	0	0	0	0	53
% App. Total	0	100	0	0		0	0	0	0		0	100	0	0		0	0	0	0		0	
PHF	.000	.464	.000	.000	.464	.000	.000	.000	.000	.000	.000	.519	.000	.000	.519	.000	.000	.000	.000	.000	.000	.663



Quality Counts, LLC

920 Blairhill Rd, STE B106
Charlotte, NC 28217

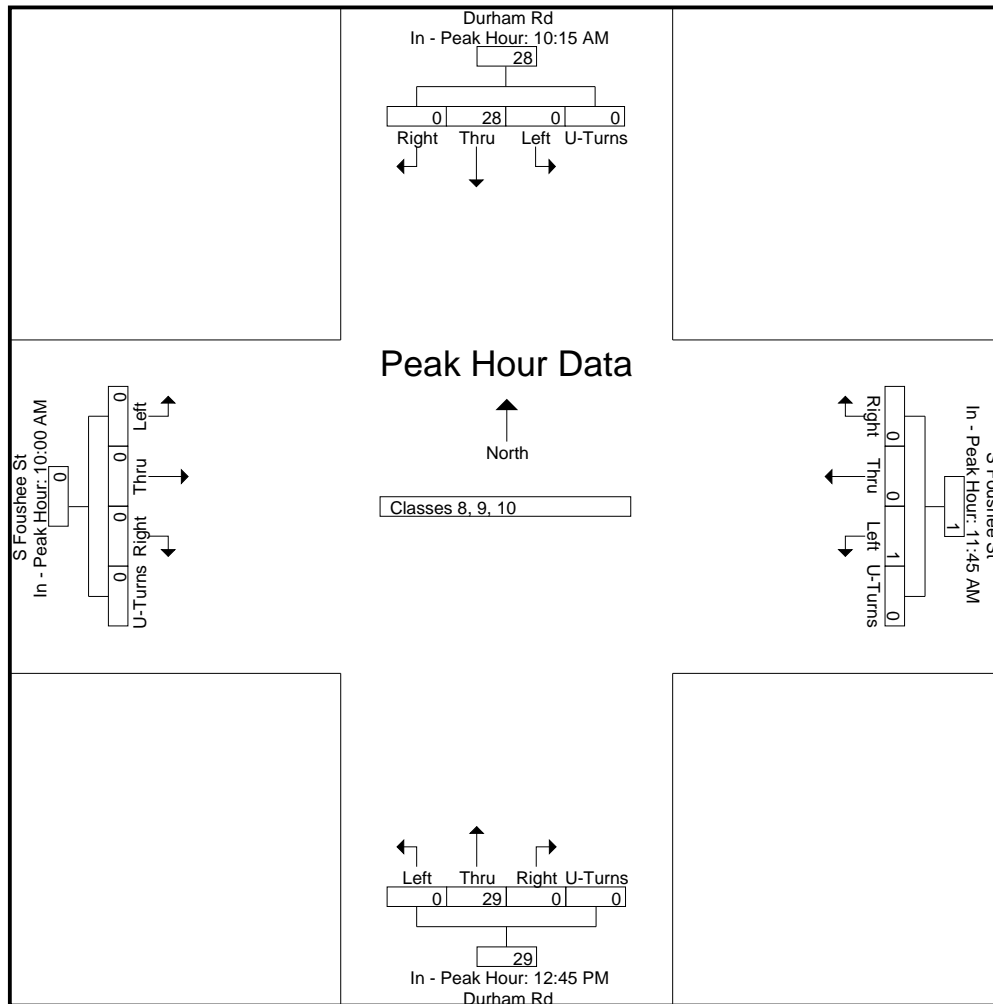
File Name : 14473004 - Durham Rd & S Foushee St
Site Code : 14473004
Start Date : 8/30/2017
Page No : 6

Start Time	Durham Rd Southbound					S Foushee St Westbound					Durham Rd Northbound					S Foushee St Eastbound					Int. Total
	Right	Thru	Left	U-Turns	App. Total	Right	Thru	Left	U-Turns	App. Total	Right	Thru	Left	U-Turns	App. Total	Right	Thru	Left	U-Turns	App. Total	

Peak Hour Analysis From 10:00 AM to 02:45 PM - Peak 1 of 1

Peak Hour for Each Approach Begins at:

	10:15 AM					11:45 AM					12:45 PM					10:00 AM				
+0 mins.	0	14	0	0	14	0	0	0	0	0	0	12	0	0	12	0	0	0	0	0
+15 mins.	0	3	0	0	3	0	0	0	0	0	0	3	0	0	3	0	0	0	0	0
+30 mins.	0	6	0	0	6	0	0	0	0	0	0	4	0	0	4	0	0	0	0	0
+45 mins.	0	5	0	0	5	0	0	1	0	1	0	10	0	0	10	0	0	0	0	0
Total Volume	0	28	0	0	28	0	0	1	0	1	0	29	0	0	29	0	0	0	0	0
% App. Total	0	100	0	0		0	0	100	0		0	100	0	0		0	0	0	0	
PHF	.000	.500	.000	.000	.500	.000	.000	.250	.000	.250	.000	.604	.000	.000	.604	.000	.000	.000	.000	.000



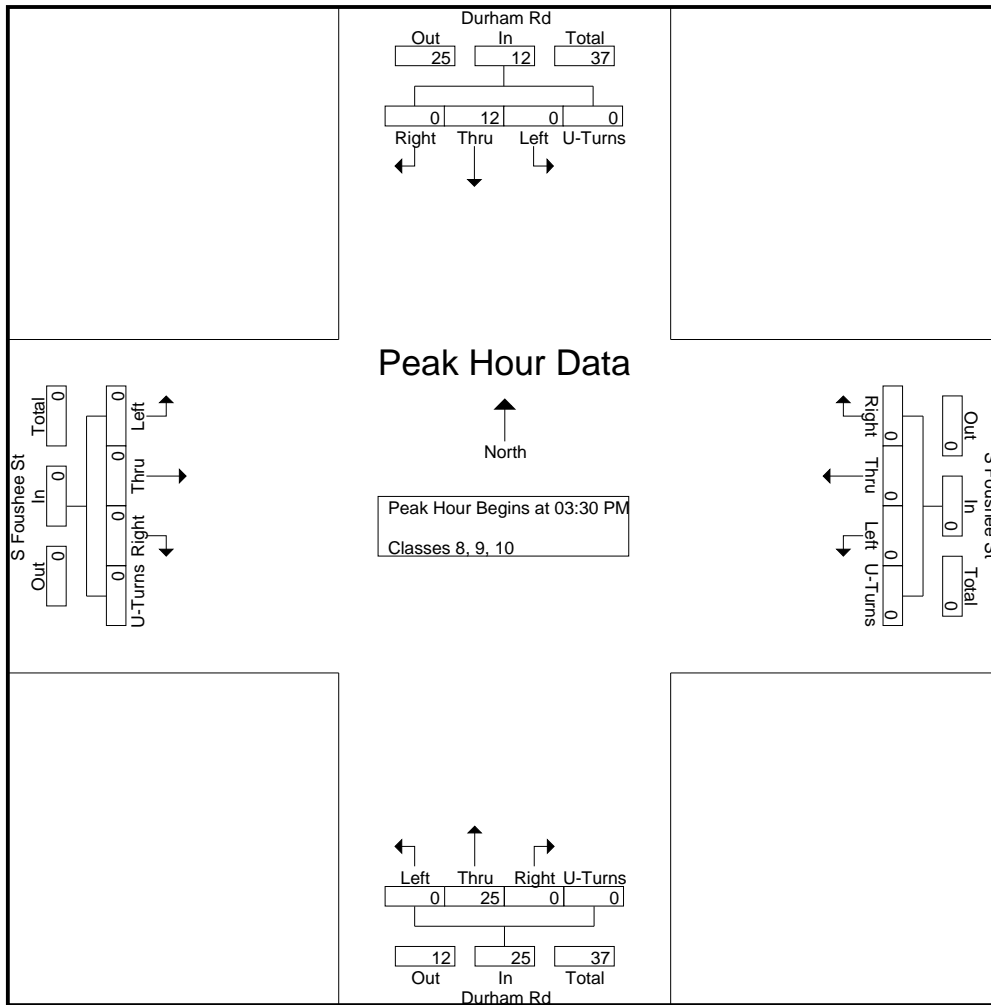
Quality Counts, LLC

920 Blairhill Rd, STE B106
Charlotte, NC 28217

File Name : 14473004 - Durham Rd & S Foushee St
Site Code : 14473004
Start Date : 8/30/2017
Page No : 7

Start Time	Durham Rd Southbound					S Foushee St Westbound					Durham Rd Northbound					S Foushee St Eastbound					Int. Total
	Right	Thru	Left	U-Turns	App. Total	Right	Thru	Left	U-Turns	App. Total	Right	Thru	Left	U-Turns	App. Total	Right	Thru	Left	U-Turns	App. Total	
03:30 PM	0	2	0	0	2	0	0	0	0	0	0	8	0	0	8	0	0	0	0	0	10
03:45 PM	0	5	0	0	5	0	0	0	0	0	0	4	0	0	4	0	0	0	0	0	9
04:00 PM	0	2	0	0	2	0	0	0	0	0	0	4	0	0	4	0	0	0	0	0	6
04:15 PM	0	3	0	0	3	0	0	0	0	0	0	9	0	0	9	0	0	0	0	0	12
Total Volume	0	12	0	0	12	0	0	0	0	0	0	25	0	0	25	0	0	0	0	0	37
% App. Total	0	100	0	0		0	0	0	0		0	100	0	0		0	0	0	0		
PHF	.000	.600	.000	.000	.600	.000	.000	.000	.000	.000	.000	.694	.000	.000	.694	.000	.000	.000	.000	.000	.771

Peak Hour Analysis From 03:00 PM to 06:45 PM - Peak 1 of 1
Peak Hour for Entire Intersection Begins at 03:30 PM



Quality Counts, LLC

920 Blairhill Rd, STE B106
Charlotte, NC 28217

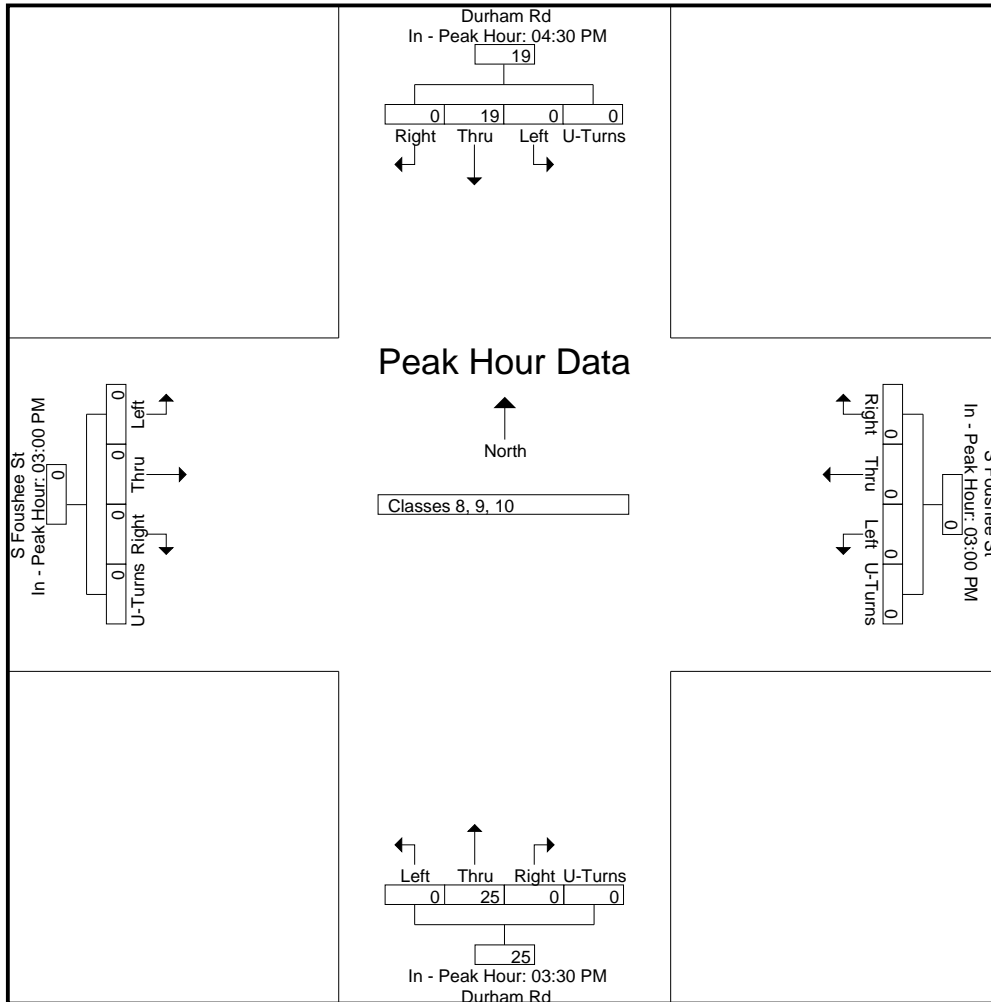
File Name : 14473004 - Durham Rd & S Foushee St
Site Code : 14473004
Start Date : 8/30/2017
Page No : 8

Start Time	Durham Rd Southbound					S Foushee St Westbound					Durham Rd Northbound					S Foushee St Eastbound					Int. Total
	Right	Thru	Left	U-Turns	App. Total	Right	Thru	Left	U-Turns	App. Total	Right	Thru	Left	U-Turns	App. Total	Right	Thru	Left	U-Turns	App. Total	

Peak Hour Analysis From 03:00 PM to 06:45 PM - Peak 1 of 1

Peak Hour for Each Approach Begins at:

	04:30 PM					03:00 PM					03:30 PM					03:00 PM				
+0 mins.	0	5	0	0	5	0	0	0	0	0	0	8	0	0	8	0	0	0	0	0
+15 mins.	0	5	0	0	5	0	0	0	0	0	0	4	0	0	4	0	0	0	0	0
+30 mins.	0	5	0	0	5	0	0	0	0	0	0	4	0	0	4	0	0	0	0	0
+45 mins.	0	4	0	0	4	0	0	0	0	0	0	9	0	0	9	0	0	0	0	0
Total Volume	0	19	0	0	19	0	0	0	0	0	0	25	0	0	25	0	0	0	0	0
% App. Total	0	100	0	0	0	0	0	0	0	0	0	100	0	0	0	0	0	0	0	0
PHF	.000	.950	.000	.000	.950	.000	.000	.000	.000	.000	.000	.694	.000	.000	.694	.000	.000	.000	.000	.000



Quality Counts, LLC

920 Blairhill Rd, STE B106
Charlotte, NC 28217

File Name : 14473004 - Durham Rd & S Foushee St

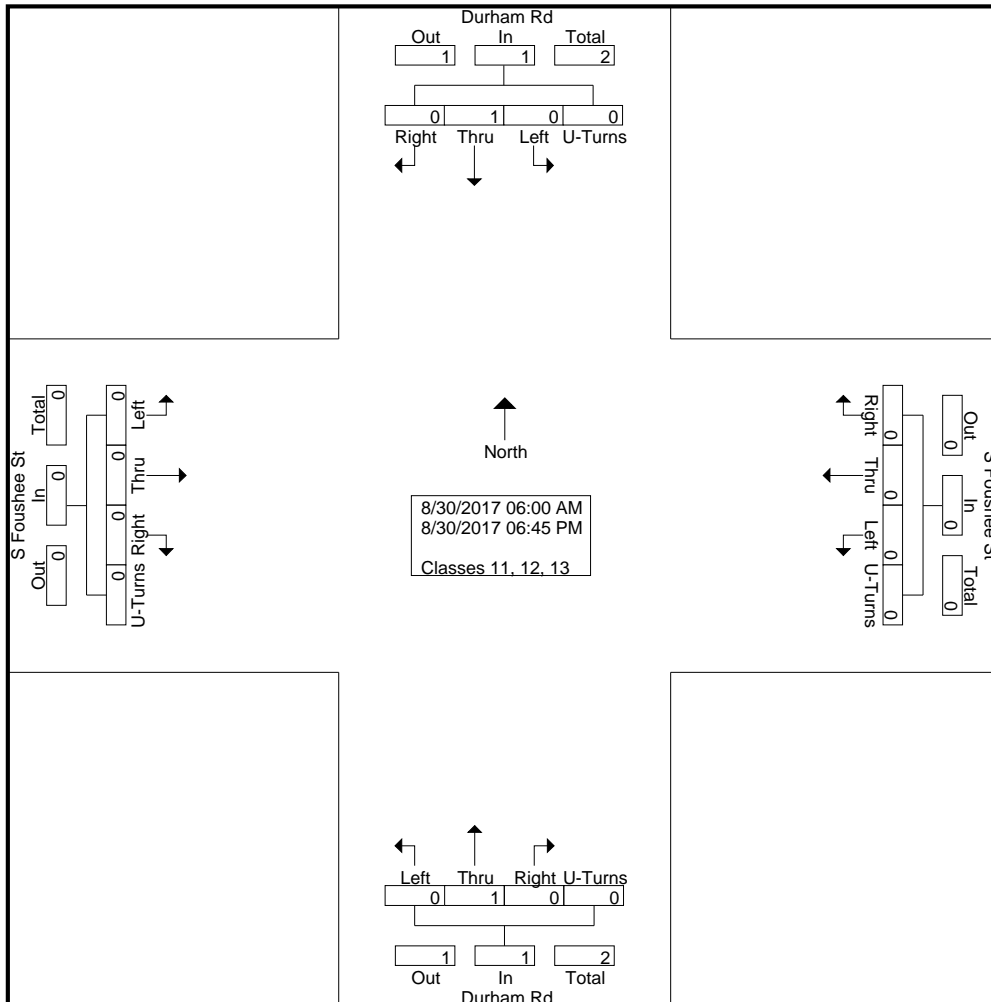
Site Code : 14473004

Start Date : 8/30/2017

Page No : 2

Groups Printed- Classes 11, 12, 13

Start Time	Durham Rd Southbound					S Foushee St Westbound					Durham Rd Northbound					S Foushee St Eastbound					Int. Total					
	Right	Thru	Left	U-Turns	App. Total	Right	Thru	Left	U-Turns	App. Total	Right	Thru	Left	U-Turns	App. Total	Right	Thru	Left	U-Turns	App. Total						
04:00 PM	0	0	0	0	0	0	0	0	0	0	0	0	0	0	0	0	0	0	0	0	0	0	0	0	0	0
04:15 PM	0	0	0	0	0	0	0	0	0	0	0	0	0	0	0	0	0	0	0	0	0	0	0	0	0	0
04:30 PM	0	0	0	0	0	0	0	0	0	0	0	0	0	0	0	0	0	0	0	0	0	0	0	0	0	0
04:45 PM	0	0	0	0	0	0	0	0	0	0	0	0	0	0	0	0	0	0	0	0	0	0	0	0	0	0
Total	0	0	0	0	0	0	0	0	0	0	0	0	0	0	0	0	0	0	0	0	0	0	0	0	0	0
05:00 PM	0	0	0	0	0	0	0	0	0	0	0	0	0	0	0	0	0	0	0	0	0	0	0	0	0	0
05:15 PM	0	0	0	0	0	0	0	0	0	0	0	0	0	0	0	0	0	0	0	0	0	0	0	0	0	0
05:30 PM	0	0	0	0	0	0	0	0	0	0	0	0	0	0	0	0	0	0	0	0	0	0	0	0	0	0
05:45 PM	0	0	0	0	0	0	0	0	0	0	0	0	0	0	0	0	0	0	0	0	0	0	0	0	0	0
Total	0	0	0	0	0	0	0	0	0	0	0	0	0	0	0	0	0	0	0	0	0	0	0	0	0	0
06:00 PM	0	0	0	0	0	0	0	0	0	0	0	0	0	0	0	0	0	0	0	0	0	0	0	0	0	0
06:15 PM	0	0	0	0	0	0	0	0	0	0	0	0	0	0	0	0	0	0	0	0	0	0	0	0	0	0
06:30 PM	0	0	0	0	0	0	0	0	0	0	0	0	0	0	0	0	0	0	0	0	0	0	0	0	0	0
06:45 PM	0	0	0	0	0	0	0	0	0	0	0	0	0	0	0	0	0	0	0	0	0	0	0	0	0	0
Total	0	0	0	0	0	0	0	0	0	0	0	0	0	0	0	0	0	0	0	0	0	0	0	0	0	0
Grand Total	0	1	0	0	1	0	0	0	0	0	0	1	0	0	1	0	0	0	0	0	0	0	0	0	0	2
Apprch %	0	100	0	0		0	0	0	0		0	100	0	0		0	0	0	0		0	0	0	0		
Total %	0	50	0	0	50	0	0	0	0	0	0	50	0	0	50	0	0	0	0	0	0	0	0	0	0	

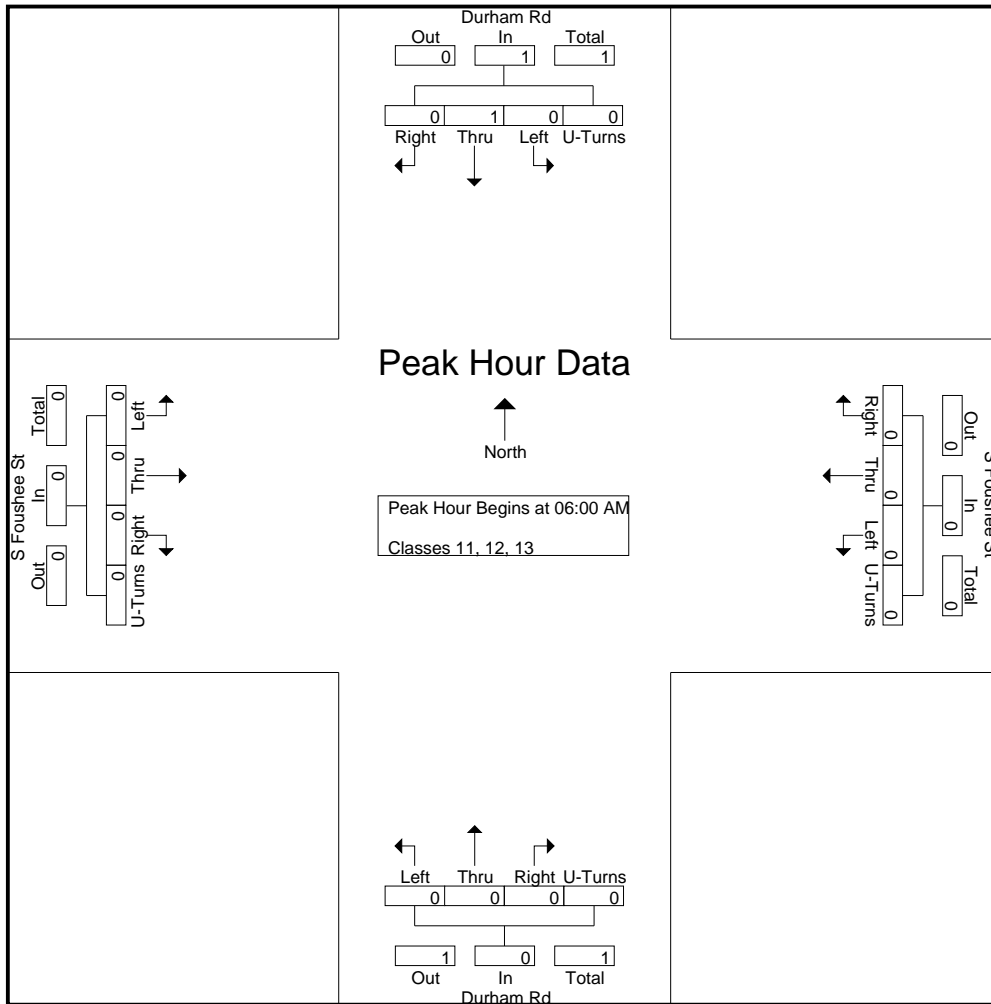


Quality Counts, LLC

920 Blairhill Rd, STE B106
Charlotte, NC 28217

File Name : 14473004 - Durham Rd & S Foushee St
Site Code : 14473004
Start Date : 8/30/2017
Page No : 3

Start Time	Durham Rd Southbound					S Foushee St Westbound					Durham Rd Northbound					S Foushee St Eastbound					Int. Total	
	Right	Thru	Left	U-Turns	App. Total	Right	Thru	Left	U-Turns	App. Total	Right	Thru	Left	U-Turns	App. Total	Right	Thru	Left	U-Turns	App. Total		
Peak Hour Analysis From 06:00 AM to 09:45 AM - Peak 1 of 1																						
Peak Hour for Entire Intersection Begins at 06:00 AM																						
06:00 AM	0	0	0	0	0	0	0	0	0	0	0	0	0	0	0	0	0	0	0	0	0	0
06:15 AM	0	1	0	0	1	0	0	0	0	0	0	0	0	0	0	0	0	0	0	0	0	0
06:30 AM	0	0	0	0	0	0	0	0	0	0	0	0	0	0	0	0	0	0	0	0	0	0
06:45 AM	0	0	0	0	0	0	0	0	0	0	0	0	0	0	0	0	0	0	0	0	0	0
Total Volume	0	1	0	0	1	0	0	0	0	0	0	0	0	0	0	0	0	0	0	0	0	0
% App. Total	0	100	0	0		0	0	0	0		0	0	0	0		0	0	0	0		0	
PHF	.000	.250	.000	.000	.250	.000	.000	.000	.000	.000	.000	.000	.000	.000	.000	.000	.000	.000	.000	.000	.000	.250



Quality Counts, LLC

920 Blairhill Rd, STE B106
Charlotte, NC 28217

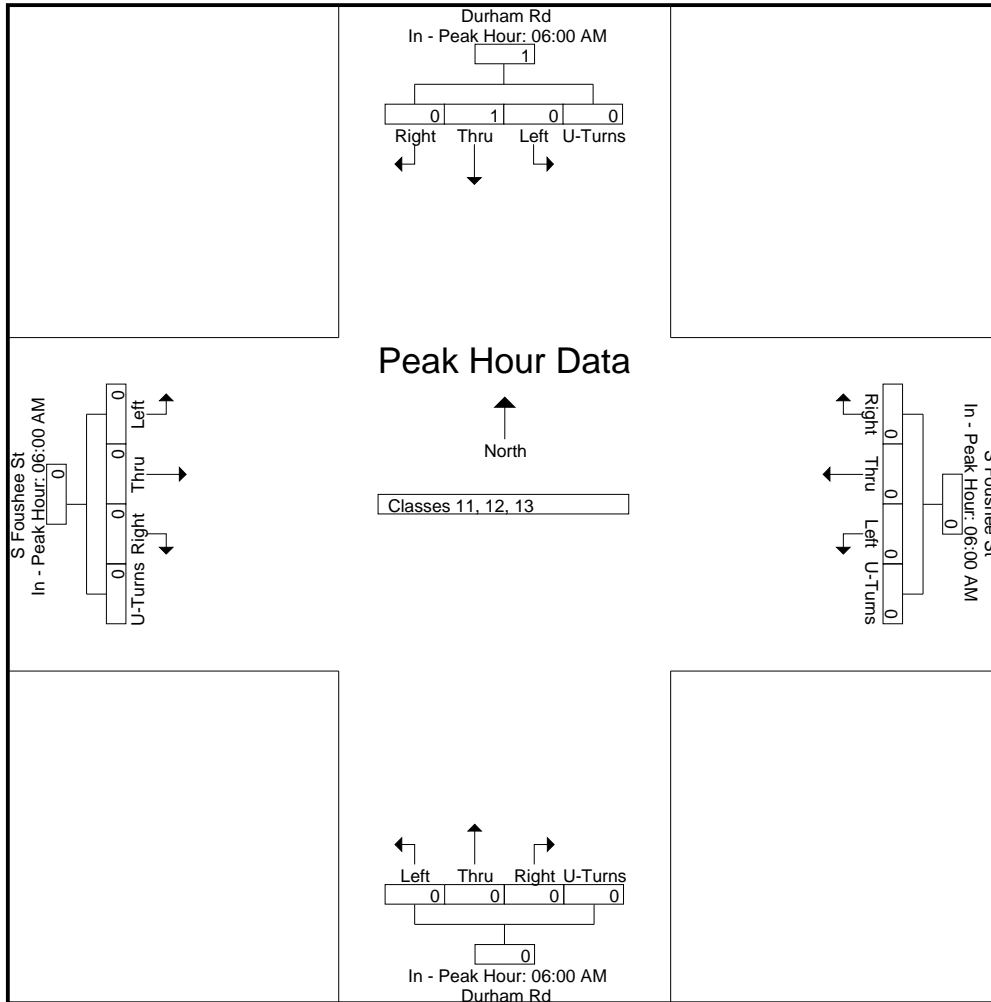
File Name : 14473004 - Durham Rd & S Foushee St
Site Code : 14473004
Start Date : 8/30/2017
Page No : 4

Start Time	Durham Rd Southbound					S Foushee St Westbound					Durham Rd Northbound					S Foushee St Eastbound					Int. Total
	Right	Thru	Left	U-Turns	App. Total	Right	Thru	Left	U-Turns	App. Total	Right	Thru	Left	U-Turns	App. Total	Right	Thru	Left	U-Turns	App. Total	

Peak Hour Analysis From 06:00 AM to 09:45 AM - Peak 1 of 1

Peak Hour for Each Approach Begins at:

	06:00 AM					06:00 AM					06:00 AM					06:00 AM									
+0 mins.	0	0	0	0	0	0	0	0	0	0	0	0	0	0	0	0	0	0	0	0	0	0	0	0	0
+15 mins.	0	1	0	0	1	0	0	0	0	0	0	0	0	0	0	0	0	0	0	0	0	0	0	0	0
+30 mins.	0	0	0	0	0	0	0	0	0	0	0	0	0	0	0	0	0	0	0	0	0	0	0	0	0
+45 mins.	0	0	0	0	0	0	0	0	0	0	0	0	0	0	0	0	0	0	0	0	0	0	0	0	0
Total Volume	0	1	0	0	1	0	0	0	0	0	0	0	0	0	0	0	0	0	0	0	0	0	0	0	0
% App. Total	0	100	0	0		0	0	0	0		0	0	0	0		0	0	0	0		0	0	0	0	
PHF	.000	.250	.000	.000	.250	.000	.000	.000	.000	.000	.000	.000	.000	.000	.000	.000	.000	.000	.000	.000	.000	.000	.000	.000	.000

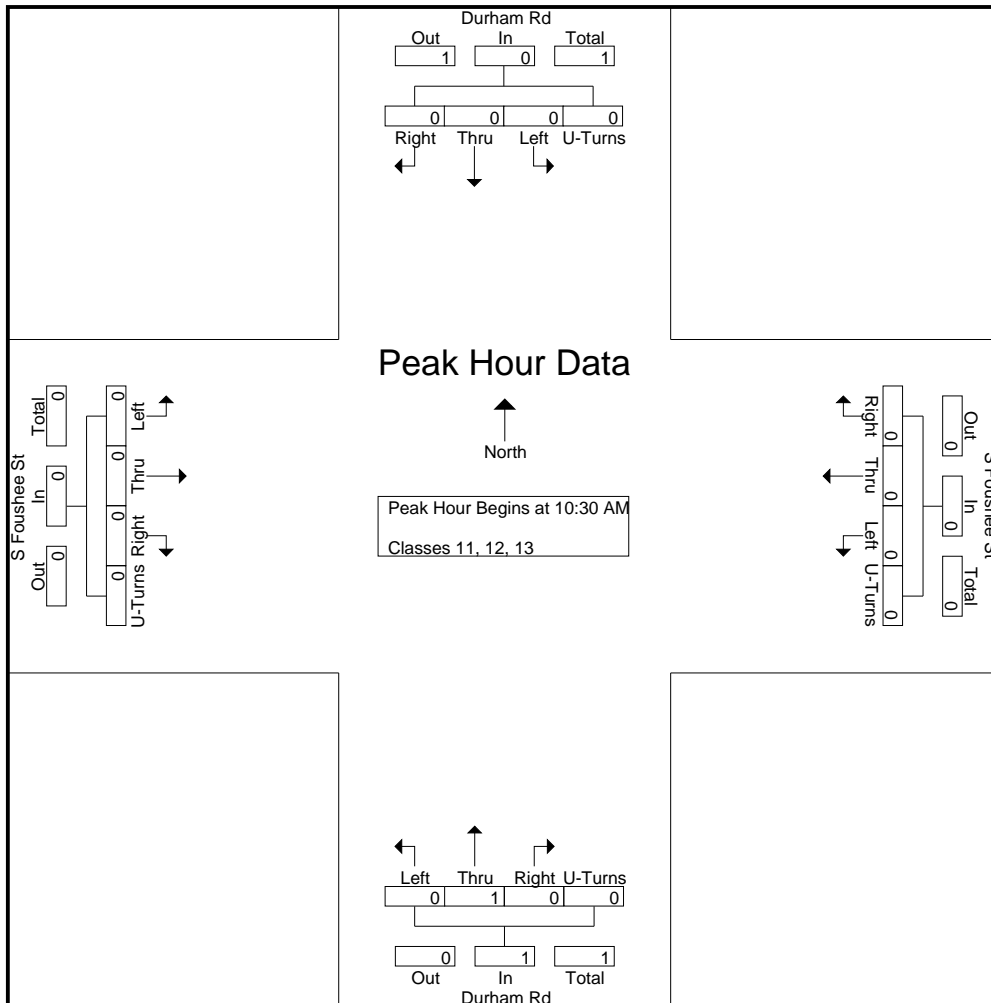


Quality Counts, LLC

920 Blairhill Rd, STE B106
Charlotte, NC 28217

File Name : 14473004 - Durham Rd & S Foushee St
Site Code : 14473004
Start Date : 8/30/2017
Page No : 5

Start Time	Durham Rd Southbound					S Foushee St Westbound					Durham Rd Northbound					S Foushee St Eastbound					Int. Total
	Right	Thru	Left	U-Turns	App. Total	Right	Thru	Left	U-Turns	App. Total	Right	Thru	Left	U-Turns	App. Total	Right	Thru	Left	U-Turns	App. Total	
Peak Hour Analysis From 10:00 AM to 02:45 PM - Peak 1 of 1																					
Peak Hour for Entire Intersection Begins at 10:30 AM																					
10:30 AM	0	0	0	0	0	0	0	0	0	0	0	0	0	0	0	0	0	0	0	0	0
10:45 AM	0	0	0	0	0	0	0	0	0	0	0	0	0	0	0	0	0	0	0	0	0
11:00 AM	0	0	0	0	0	0	0	0	0	0	0	0	0	0	0	0	0	0	0	0	0
11:15 AM	0	0	0	0	0	0	0	0	0	0	0	1	0	0	1	0	0	0	0	0	1
Total Volume	0	0	0	0	0	0	0	0	0	0	0	1	0	0	1	0	0	0	0	0	1
% App. Total	0	0	0	0	0	0	0	0	0	0	0	100	0	0	0	0	0	0	0	0	0
PHF	.000	.000	.000	.000	.000	.000	.000	.000	.000	.000	.000	.250	.000	.000	.250	.000	.000	.000	.000	.000	.250



Quality Counts, LLC

920 Blairhill Rd, STE B106
Charlotte, NC 28217

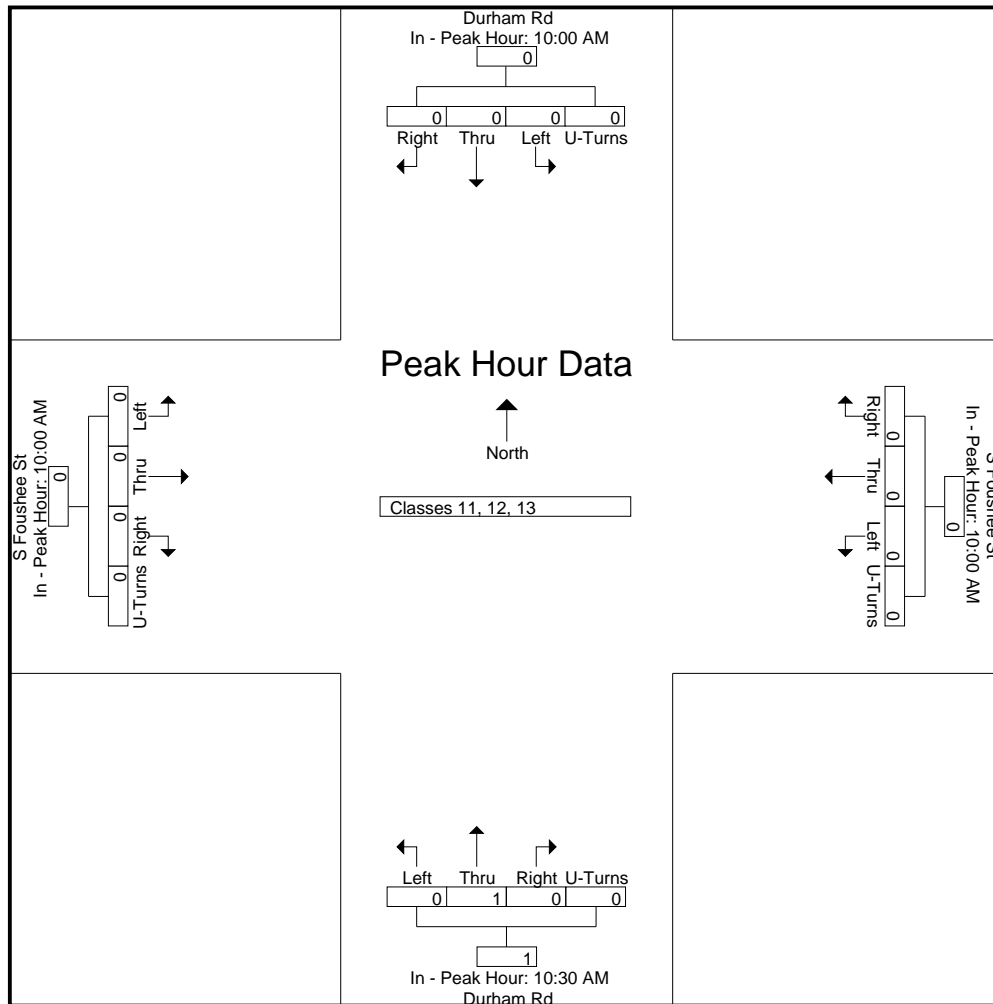
File Name : 14473004 - Durham Rd & S Foushee St
Site Code : 14473004
Start Date : 8/30/2017
Page No : 6

Start Time	Durham Rd Southbound					S Foushee St Westbound					Durham Rd Northbound					S Foushee St Eastbound					Int. Total
	Right	Thru	Left	U-Turns	App. Total	Right	Thru	Left	U-Turns	App. Total	Right	Thru	Left	U-Turns	App. Total	Right	Thru	Left	U-Turns	App. Total	

Peak Hour Analysis From 10:00 AM to 02:45 PM - Peak 1 of 1

Peak Hour for Each Approach Begins at:

	10:00 AM					10:00 AM					10:30 AM					10:00 AM									
+0 mins.	0	0	0	0	0	0	0	0	0	0	0	0	0	0	0	0	0	0	0	0	0	0	0	0	0
+15 mins.	0	0	0	0	0	0	0	0	0	0	0	0	0	0	0	0	0	0	0	0	0	0	0	0	0
+30 mins.	0	0	0	0	0	0	0	0	0	0	0	0	0	0	0	0	0	0	0	0	0	0	0	0	0
+45 mins.	0	0	0	0	0	0	0	0	0	0	0	1	0	0	1	0	0	0	0	0	0	0	0	0	0
Total Volume	0	0	0	0	0	0	0	0	0	0	0	1	0	0	1	0	0	0	0	0	0	0	0	0	0
% App. Total	0	0	0	0	0	0	0	0	0	0	0	100	0	0	0	0	0	0	0	0	0	0	0	0	0
PHF	.000	.000	.000	.000	.000	.000	.000	.000	.000	.000	.000	.250	.000	.000	.250	.000	.000	.000	.000	.000	.000	.000	.000	.000	.000



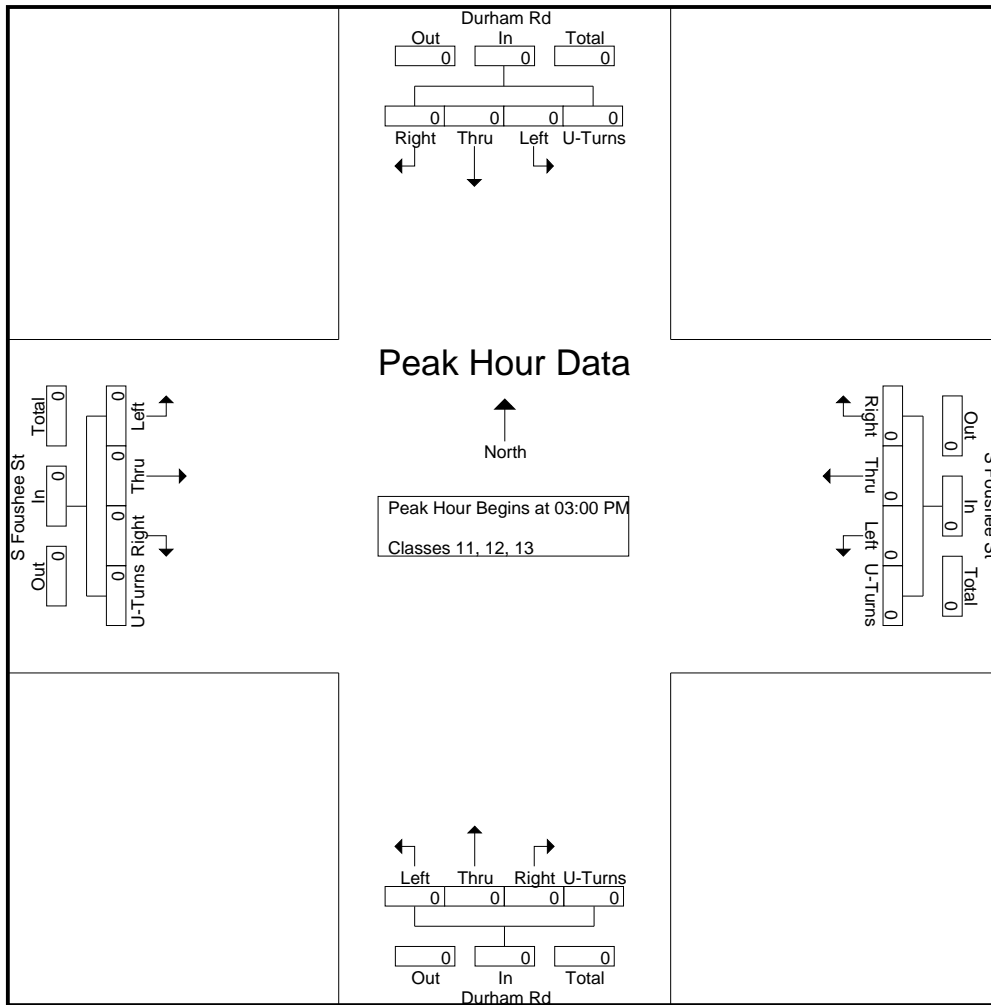
Quality Counts, LLC

920 Blairhill Rd, STE B106
Charlotte, NC 28217

File Name : 14473004 - Durham Rd & S Foushee St
Site Code : 14473004
Start Date : 8/30/2017
Page No : 7

Start Time	Durham Rd Southbound					S Foushee St Westbound					Durham Rd Northbound					S Foushee St Eastbound					Int. Total				
	Right	Thru	Left	U-Turns	App. Total	Right	Thru	Left	U-Turns	App. Total	Right	Thru	Left	U-Turns	App. Total	Right	Thru	Left	U-Turns	App. Total					
03:00 PM	0	0	0	0	0	0	0	0	0	0	0	0	0	0	0	0	0	0	0	0	0	0	0	0	0
03:15 PM	0	0	0	0	0	0	0	0	0	0	0	0	0	0	0	0	0	0	0	0	0	0	0	0	0
03:30 PM	0	0	0	0	0	0	0	0	0	0	0	0	0	0	0	0	0	0	0	0	0	0	0	0	0
03:45 PM	0	0	0	0	0	0	0	0	0	0	0	0	0	0	0	0	0	0	0	0	0	0	0	0	0
Total Volume	0	0	0	0	0	0	0	0	0	0	0	0	0	0	0	0	0	0	0	0	0	0	0	0	0
% App. Total	0	0	0	0	0	0	0	0	0	0	0	0	0	0	0	0	0	0	0	0	0	0	0	0	0
PHF	.000	.000	.000	.000	.000	.000	.000	.000	.000	.000	.000	.000	.000	.000	.000	.000	.000	.000	.000	.000	.000	.000	.000	.000	.000

Peak Hour Analysis From 03:00 PM to 06:45 PM - Peak 1 of 1
Peak Hour for Entire Intersection Begins at 03:00 PM



Quality Counts, LLC

920 Blairhill Rd, STE B106
Charlotte, NC 28217

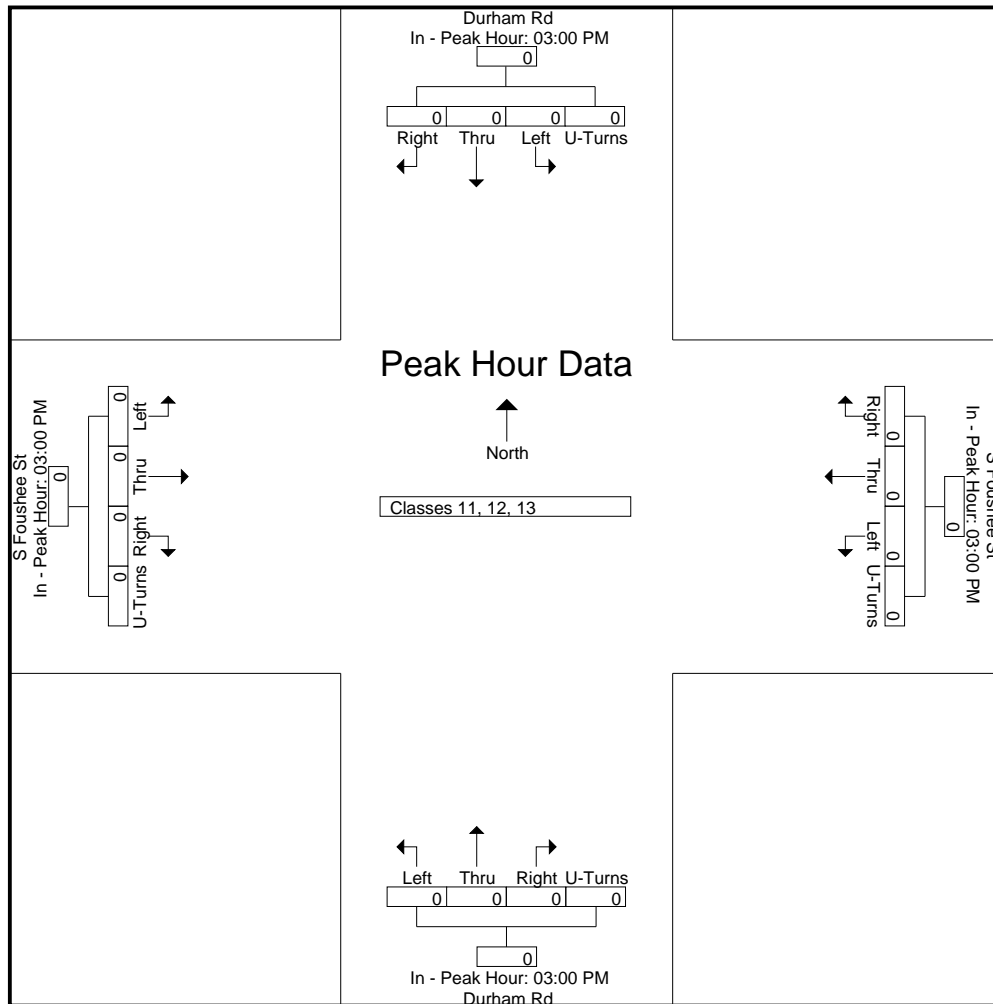
File Name : 14473004 - Durham Rd & S Foushee St
Site Code : 14473004
Start Date : 8/30/2017
Page No : 8

Start Time	Durham Rd Southbound					S Foushee St Westbound					Durham Rd Northbound					S Foushee St Eastbound					Int. Total
	Right	Thru	Left	U-Turns	App. Total	Right	Thru	Left	U-Turns	App. Total	Right	Thru	Left	U-Turns	App. Total	Right	Thru	Left	U-Turns	App. Total	

Peak Hour Analysis From 03:00 PM to 06:45 PM - Peak 1 of 1

Peak Hour for Each Approach Begins at:

	03:00 PM					03:00 PM					03:00 PM					03:00 PM									
+0 mins.	0	0	0	0	0	0	0	0	0	0	0	0	0	0	0	0	0	0	0	0	0	0	0	0	0
+15 mins.	0	0	0	0	0	0	0	0	0	0	0	0	0	0	0	0	0	0	0	0	0	0	0	0	0
+30 mins.	0	0	0	0	0	0	0	0	0	0	0	0	0	0	0	0	0	0	0	0	0	0	0	0	0
+45 mins.	0	0	0	0	0	0	0	0	0	0	0	0	0	0	0	0	0	0	0	0	0	0	0	0	0
Total Volume	0	0	0	0	0	0	0	0	0	0	0	0	0	0	0	0	0	0	0	0	0	0	0	0	0
% App. Total	0	0	0	0	0	0	0	0	0	0	0	0	0	0	0	0	0	0	0	0	0	0	0	0	0
PHF	.000	.000	.000	.000	.000	.000	.000	.000	.000	.000	.000	.000	.000	.000	.000	.000	.000	.000	.000	.000	.000	.000	.000	.000	.000



Quality Counts, LLC

920 Blairhill Rd, STE B106
Charlotte, NC 28217

File Name : 14473004 - Durham Rd & S Foushee St

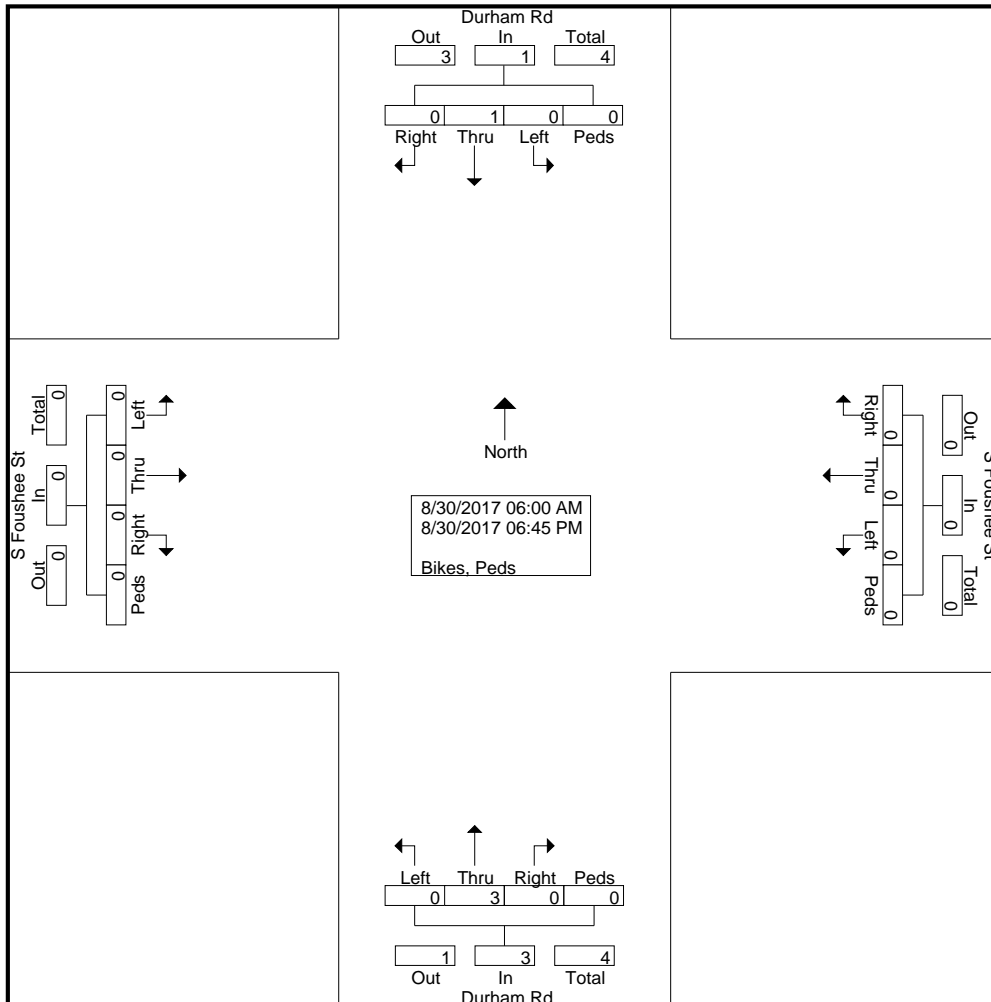
Site Code : 14473004

Start Date : 8/30/2017

Page No : 2

Groups Printed- Bikes, Peds

Start Time	Durham Rd Southbound					S Foushee St Westbound					Durham Rd Northbound					S Foushee St Eastbound					Int. Total	
	Right	Thru	Left	Peds	App. Total	Right	Thru	Left	Peds	App. Total	Right	Thru	Left	Peds	App. Total	Right	Thru	Left	Peds	App. Total		
04:00 PM	0	0	0	0	0	0	0	0	0	0	0	0	0	0	0	0	0	0	0	0	0	0
04:15 PM	0	0	0	0	0	0	0	0	0	0	0	0	0	0	0	0	0	0	0	0	0	0
04:30 PM	0	0	0	0	0	0	0	0	0	0	0	0	0	0	0	0	0	0	0	0	0	0
04:45 PM	0	0	0	0	0	0	0	0	0	0	0	0	0	0	0	0	0	0	0	0	0	0
Total	0	0	0	0	0	0	0	0	0	0	0	0	0	0	0	0	0	0	0	0	0	0
05:00 PM	0	0	0	0	0	0	0	0	0	0	0	0	0	0	0	0	0	0	0	0	0	0
05:15 PM	0	0	0	0	0	0	0	0	0	0	0	0	0	0	0	0	0	0	0	0	0	0
05:30 PM	0	0	0	0	0	0	0	0	0	0	0	0	0	0	0	0	0	0	0	0	0	0
05:45 PM	0	0	0	0	0	0	0	0	0	0	0	2	0	0	2	0	0	0	0	0	0	2
Total	0	0	0	0	0	0	0	0	0	0	0	2	0	0	2	0	0	0	0	0	0	2
06:00 PM	0	0	0	0	0	0	0	0	0	0	0	0	0	0	0	0	0	0	0	0	0	0
06:15 PM	0	0	0	0	0	0	0	0	0	0	0	0	0	0	0	0	0	0	0	0	0	0
06:30 PM	0	0	0	0	0	0	0	0	0	0	0	0	0	0	0	0	0	0	0	0	0	0
06:45 PM	0	0	0	0	0	0	0	0	0	0	0	0	0	0	0	0	0	0	0	0	0	0
Total	0	0	0	0	0	0	0	0	0	0	0	0	0	0	0	0	0	0	0	0	0	0
Grand Total	0	1	0	0	1	0	0	0	0	0	0	3	0	0	3	0	0	0	0	0	0	4
Apprch %	0	100	0	0		0	0	0	0		0	100	0	0		0	0	0	0		0	
Total %	0	25	0	0	25	0	0	0	0	0	0	75	0	0	75	0	0	0	0	0	0	

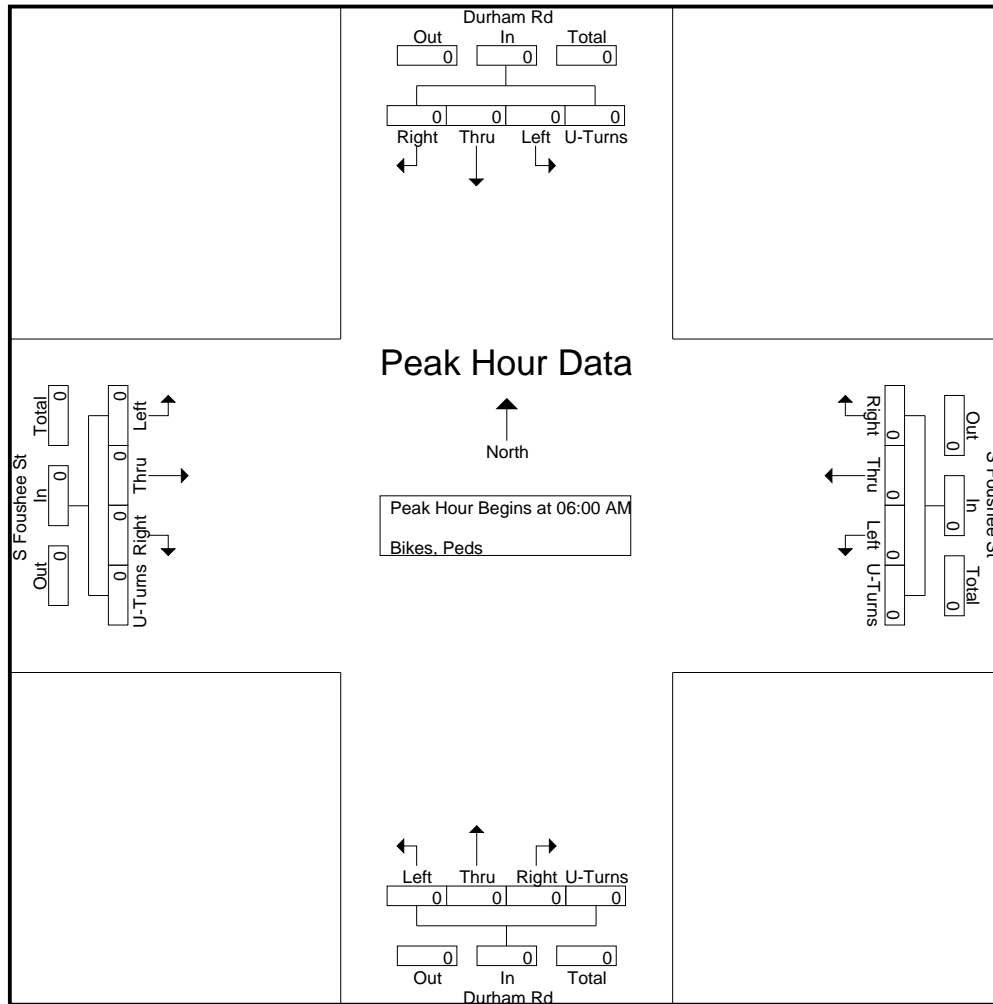


Quality Counts, LLC

920 Blairhill Rd, STE B106
Charlotte, NC 28217

File Name : 14473004 - Durham Rd & S Foushee St
Site Code : 14473004
Start Date : 8/30/2017
Page No : 3

Start Time	Durham Rd Southbound					S Foushee St Westbound					Durham Rd Northbound					S Foushee St Eastbound					Int. Total	
	Right	Thru	Left	Peds	App. Total	Right	Thru	Left	Peds	App. Total	Right	Thru	Left	Peds	App. Total	Right	Thru	Left	Peds	App. Total		
Peak Hour Analysis From 06:00 AM to 09:45 AM - Peak 1 of 1																						
Peak Hour for Entire Intersection Begins at 06:00 AM																						
06:00 AM	0	0	0	0	0	0	0	0	0	0	0	0	0	0	0	0	0	0	0	0	0	0
06:15 AM	0	0	0	0	0	0	0	0	0	0	0	0	0	0	0	0	0	0	0	0	0	0
06:30 AM	0	0	0	0	0	0	0	0	0	0	0	0	0	0	0	0	0	0	0	0	0	0
06:45 AM	0	0	0	0	0	0	0	0	0	0	0	0	0	0	0	0	0	0	0	0	0	0
Total Volume	0	0	0	0	0	0	0	0	0	0	0	0	0	0	0	0	0	0	0	0	0	0
% App. Total	0	0	0	0	0	0	0	0	0	0	0	0	0	0	0	0	0	0	0	0	0	0
PHF	.000	.000	.000	.000	.000	.000	.000	.000	.000	.000	.000	.000	.000	.000	.000	.000	.000	.000	.000	.000	.000	.000

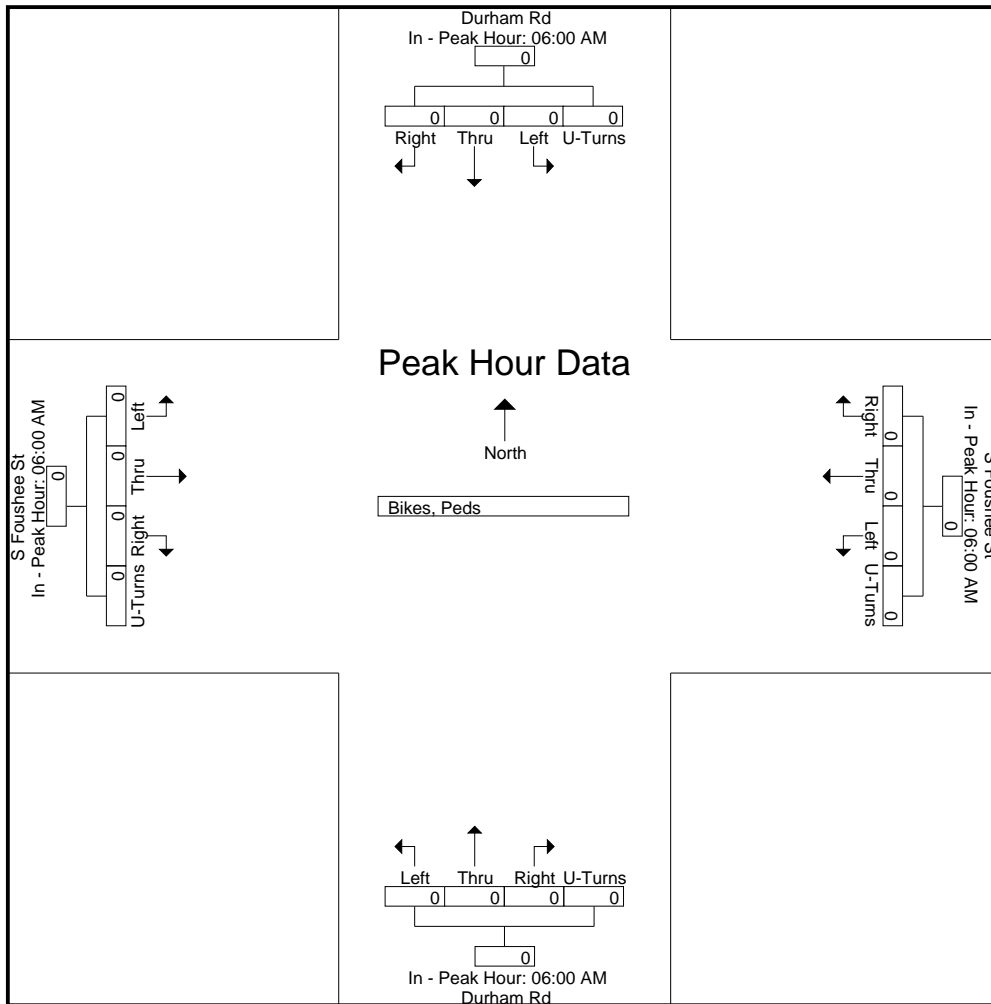


Quality Counts, LLC

920 Blairhill Rd, STE B106
Charlotte, NC 28217

File Name : 14473004 - Durham Rd & S Foushee St
Site Code : 14473004
Start Date : 8/30/2017
Page No : 4

Start Time	Durham Rd Southbound					S Foushee St Westbound					Durham Rd Northbound					S Foushee St Eastbound					Int. Total	
	Right	Thru	Left	Peds	App. Total	Right	Thru	Left	Peds	App. Total	Right	Thru	Left	Peds	App. Total	Right	Thru	Left	Peds	App. Total		
Peak Hour Analysis From 06:00 AM to 09:45 AM - Peak 1 of 1																						
Peak Hour for Each Approach Begins at:																						
	06:00 AM					06:00 AM					06:00 AM					06:00 AM						
+0 mins.	0	0	0	0	0	0	0	0	0	0	0	0	0	0	0	0	0	0	0	0	0	0
+15 mins.	0	0	0	0	0	0	0	0	0	0	0	0	0	0	0	0	0	0	0	0	0	0
+30 mins.	0	0	0	0	0	0	0	0	0	0	0	0	0	0	0	0	0	0	0	0	0	0
+45 mins.	0	0	0	0	0	0	0	0	0	0	0	0	0	0	0	0	0	0	0	0	0	0
Total Volume	0	0	0	0	0	0	0	0	0	0	0	0	0	0	0	0	0	0	0	0	0	0
% App. Total	0	0	0	0	0	0	0	0	0	0	0	0	0	0	0	0	0	0	0	0	0	0
PHF	.000	.000	.000	.000	.000	.000	.000	.000	.000	.000	.000	.000	.000	.000	.000	.000	.000	.000	.000	.000	.000	.000

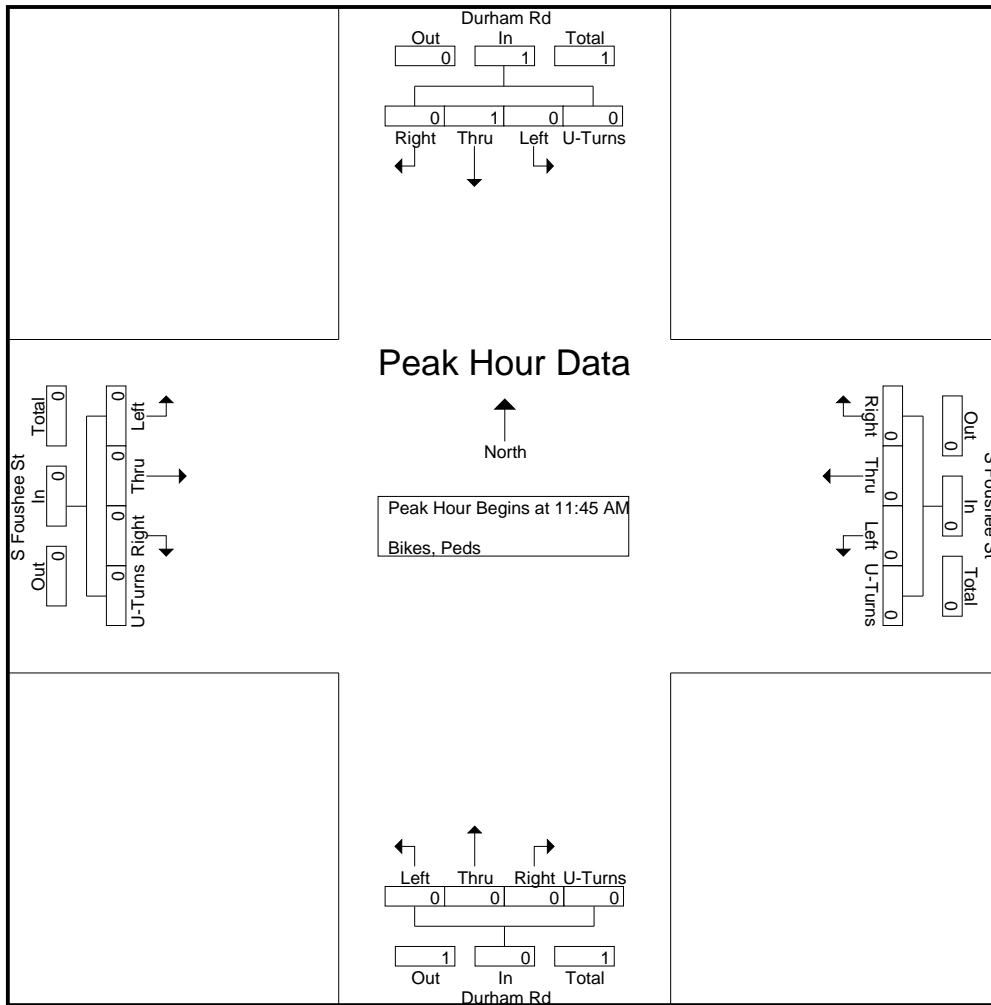


Quality Counts, LLC

920 Blairhill Rd, STE B106
Charlotte, NC 28217

File Name : 14473004 - Durham Rd & S Foushee St
Site Code : 14473004
Start Date : 8/30/2017
Page No : 5

Start Time	Durham Rd Southbound					S Foushee St Westbound					Durham Rd Northbound					S Foushee St Eastbound					Int. Total	
	Rig ht	Thr u	Left	Ped s	App. Total	Rig ht	Thr u	Left	Ped s	App. Total	Right	Thr u	Left	Peds	App. Total	Right	Thr u	Left	Peds	App. Total		
Peak Hour Analysis From 10:00 AM to 02:45 PM - Peak 1 of 1																						
Peak Hour for Entire Intersection Begins at 11:45 AM																						
11:45 AM	0	0	0	0	0	0	0	0	0	0	0	0	0	0	0	0	0	0	0	0	0	0
12:00 PM	0	0	0	0	0	0	0	0	0	0	0	0	0	0	0	0	0	0	0	0	0	0
12:15 PM	0	0	0	0	0	0	0	0	0	0	0	0	0	0	0	0	0	0	0	0	0	0
12:30 PM	0	1	0	0	1	0	0	0	0	0	0	0	0	0	0	0	0	0	0	0	0	1
Total Volume	0	1	0	0	1	0	0	0	0	0	0	0	0	0	0	0	0	0	0	0	0	1
% App. Total	0	100	0	0		0	0	0	0		0	0	0	0		0	0	0	0		0	
PHF	.000	.250	.000	.000	.250	.000	.000	.000	.000	.000	.000	.000	.000	.000	.000	.000	.000	.000	.000	.000	.000	.250



Quality Counts, LLC

920 Blairhill Rd, STE B106
Charlotte, NC 28217

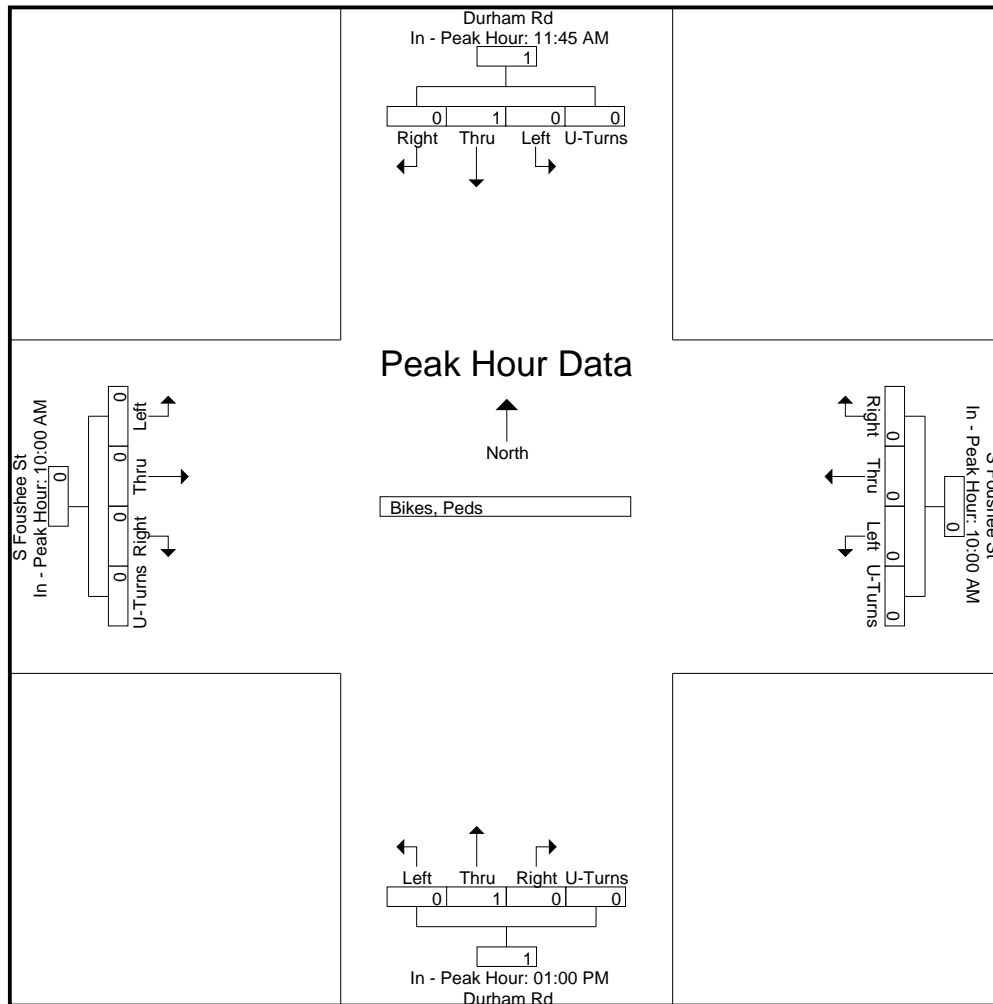
File Name : 14473004 - Durham Rd & S Foushee St
Site Code : 14473004
Start Date : 8/30/2017
Page No : 6

Start Time	Durham Rd Southbound					S Foushee St Westbound					Durham Rd Northbound					S Foushee St Eastbound					Int. Total
	Rig ht	Thr u	Left	Ped s	App. Total	Rig ht	Thr u	Left	Ped s	App. Total	Right	Thr u	Left	Peds	App. Total	Right	Thr u	Left	Peds	App. Total	

Peak Hour Analysis From 10:00 AM to 02:45 PM - Peak 1 of 1

Peak Hour for Each Approach Begins at:

	11:45 AM					10:00 AM					01:00 PM					10:00 AM									
+0 mins.	0	0	0	0	0	0	0	0	0	0	0	0	0	0	0	0	0	0	0	0	0	0	0	0	0
+15 mins.	0	0	0	0	0	0	0	0	0	0	0	0	0	0	0	0	0	0	0	0	0	0	0	0	0
+30 mins.	0	0	0	0	0	0	0	0	0	0	0	0	0	0	0	0	0	0	0	0	0	0	0	0	0
+45 mins.	0	1	0	0	1	0	0	0	0	0	0	1	0	0	1	0	0	0	0	0	0	0	0	0	0
Total Volume	0	1	0	0	1	0	0	0	0	0	0	1	0	0	1	0	0	0	0	0	0	0	0	0	0
% App. Total	0	100	0	0		0	0	0	0		0	100	0	0		0	0	0	0		0	0	0	0	
PHF	.000	.250	.000	.000	.250	.000	.000	.000	.000	.000	.000	.250	.000	.000	.250	.000	.000	.000	.000	.000	.000	.000	.000	.000	.000



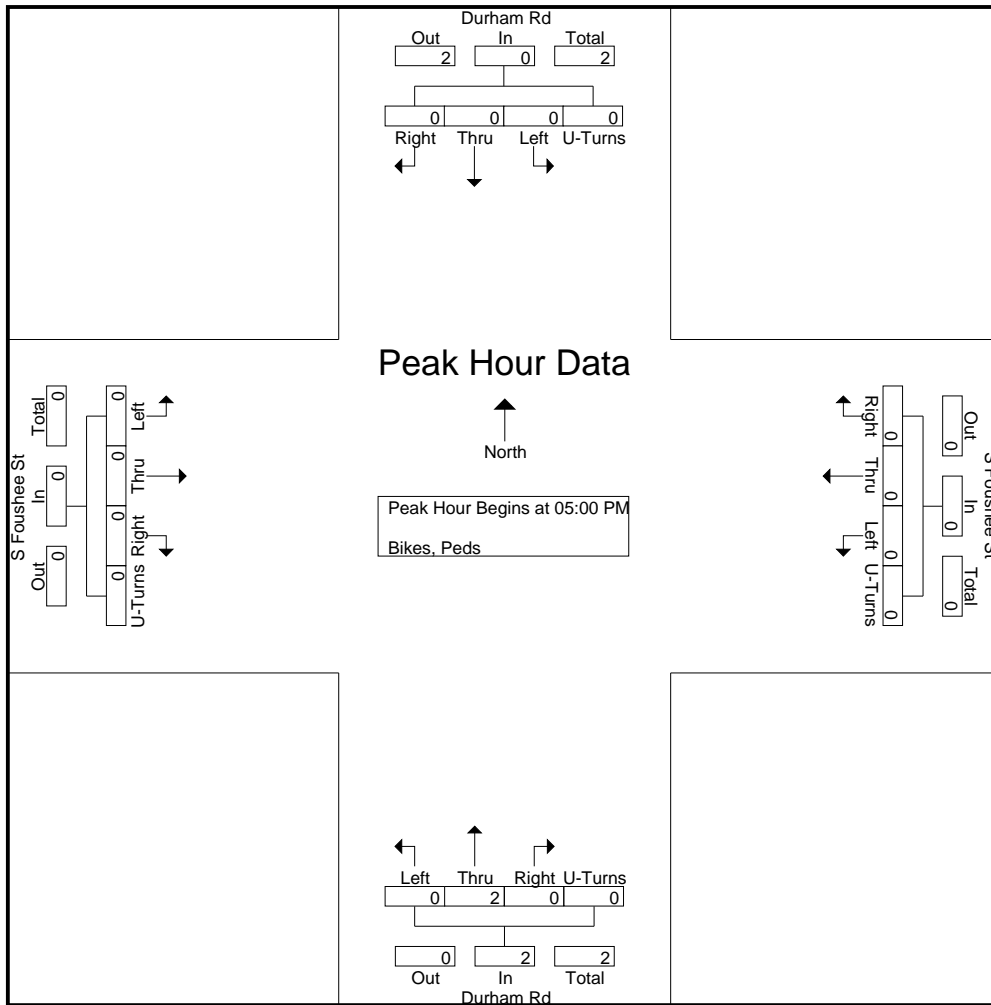
Quality Counts, LLC

920 Blairhill Rd, STE B106
Charlotte, NC 28217

File Name : 14473004 - Durham Rd & S Foushee St
Site Code : 14473004
Start Date : 8/30/2017
Page No : 7

Start Time	Durham Rd Southbound					S Foushee St Westbound					Durham Rd Northbound					S Foushee St Eastbound					Int. Total					
	Right	Thru	Left	Peds	App. Total	Right	Thru	Left	Peds	App. Total	Right	Thru	Left	Peds	App. Total	Right	Thru	Left	Peds	App. Total						
05:00 PM	0	0	0	0	0	0	0	0	0	0	0	0	0	0	0	0	0	0	0	0	0	0	0	0	0	0
05:15 PM	0	0	0	0	0	0	0	0	0	0	0	0	0	0	0	0	0	0	0	0	0	0	0	0	0	0
05:30 PM	0	0	0	0	0	0	0	0	0	0	0	0	0	0	0	0	0	0	0	0	0	0	0	0	0	0
05:45 PM	0	0	0	0	0	0	0	0	0	0	0	2	0	0	2	0	0	0	0	0	0	0	0	0	0	2
Total Volume	0	0	0	0	0	0	0	0	0	0	0	2	0	0	2	0	0	0	0	0	0	0	0	0	0	2
% App. Total	0	0	0	0	0	0	0	0	0	0	0	100	0	0	0	0	0	0	0	0	0	0	0	0	0	0
PHF	.000	.000	.000	.000	.000	.000	.000	.000	.000	.000	.000	.250	.000	.000	.250	.000	.000	.000	.000	.000	.000	.000	.000	.000	.250	

Peak Hour Analysis From 03:00 PM to 06:45 PM - Peak 1 of 1
Peak Hour for Entire Intersection Begins at 05:00 PM



Quality Counts, LLC

920 Blairhill Rd, STE B106
Charlotte, NC 28217

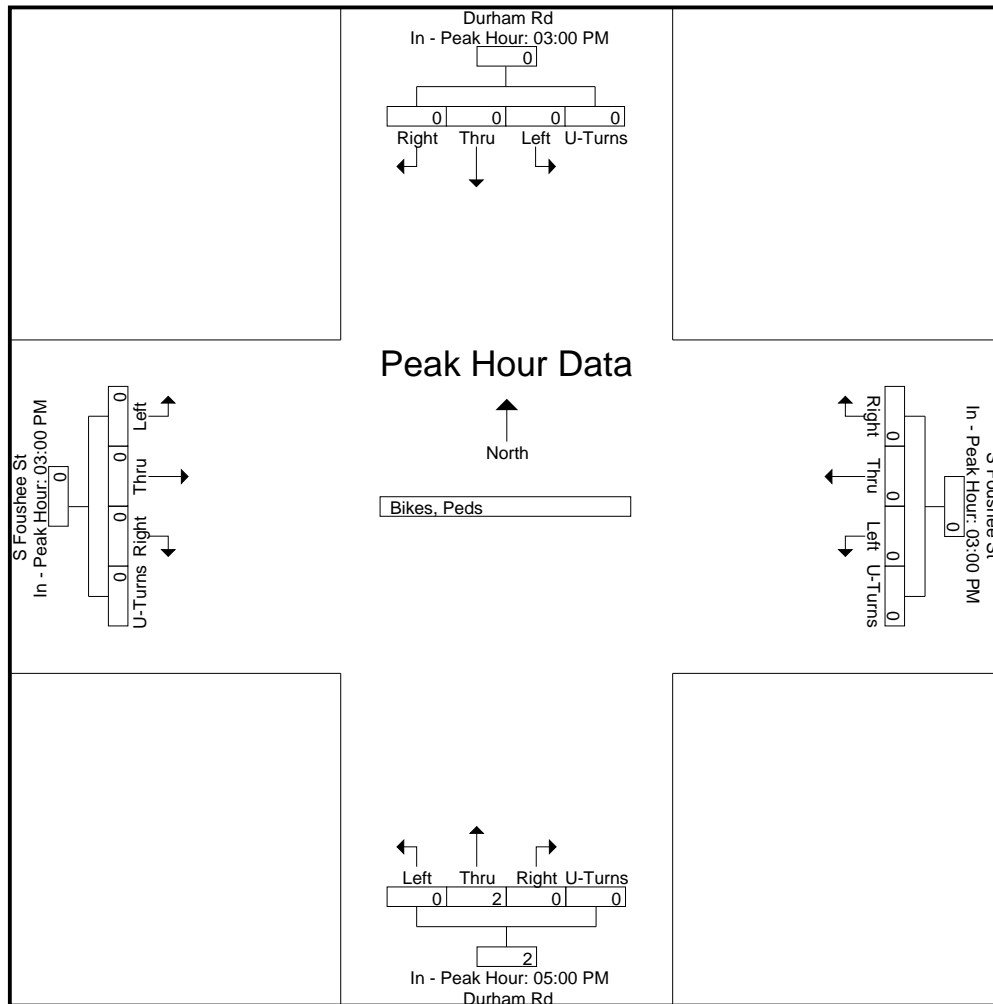
File Name : 14473004 - Durham Rd & S Foushee St
Site Code : 14473004
Start Date : 8/30/2017
Page No : 8

Start Time	Durham Rd Southbound					S Foushee St Westbound					Durham Rd Northbound					S Foushee St Eastbound					Int. Total
	Rig ht	Thr u	Left	Ped s	App. Total	Rig ht	Thr u	Left	Ped s	App. Total	Right	Thr u	Left	Peds	App. Total	Right	Thr u	Left	Peds	App. Total	

Peak Hour Analysis From 03:00 PM to 06:45 PM - Peak 1 of 1

Peak Hour for Each Approach Begins at:

	03:00 PM					03:00 PM					05:00 PM					03:00 PM				
+0 mins.	0	0	0	0	0	0	0	0	0	0	0	0	0	0	0	0	0	0	0	0
+15 mins.	0	0	0	0	0	0	0	0	0	0	0	0	0	0	0	0	0	0	0	0
+30 mins.	0	0	0	0	0	0	0	0	0	0	0	0	0	0	0	0	0	0	0	0
+45 mins.	0	0	0	0	0	0	0	0	0	0	0	2	0	0	2	0	0	0	0	0
Total Volume	0	0	0	0	0	0	0	0	0	0	0	2	0	0	2	0	0	0	0	0
% App. Total	0	0	0	0	0	0	0	0	0	0	0	100	0	0	0	0	0	0	0	0
PHF	.000	.000	.000	.000	.000	.000	.000	.000	.000	.000	.000	.250	.000	.000	.250	.000	.000	.000	.000	.000



Quality Counts, LLC

920 Blairhill Rd, STE B106
Charlotte, NC 28217

File Name : 14473005 - Durham Rd & Hurdle Mills Rd

Site Code : 14473005

Start Date : 8/30/2017

Page No : 1

Groups Printed- Classes 1, 2, 3 - Classes 4, 5, 6, 7 - Classes 8, 9, 10 - Classes 11, 12, 13 - Bikes, Peds

Start Time	Durham Rd Southbound					Hurdle Mills Rd Westbound					Durham Rd Northbound					Hurdle Mills Rd Eastbound					Int. Total
	Right	Thru	Left	Peds	App. Total	Right	Thru	Left	Peds	App. Total	Right	Thru	Left	Peds	App. Total	Right	Thru	Left	Peds	App. Total	
06:00 AM	8	148	0	0	156	0	0	0	0	0	0	47	1	0	48	1	0	12	0	13	217
06:15 AM	12	199	0	0	211	0	0	0	0	0	0	57	2	0	59	3	0	10	0	13	283
06:30 AM	9	163	0	0	172	0	0	0	0	0	0	86	1	0	87	2	0	14	0	16	275
06:45 AM	21	185	0	0	206	0	0	0	0	0	0	136	3	0	139	3	0	17	0	20	365
Total	50	695	0	0	745	0	0	0	0	0	0	326	7	0	333	9	0	53	0	62	1140
07:00 AM	29	206	0	0	235	0	0	0	0	0	0	139	3	0	142	11	0	24	0	35	412
07:15 AM	16	209	0	0	225	0	0	0	0	0	0	213	8	0	221	10	0	35	0	45	491
07:30 AM	38	223	0	0	261	0	0	0	0	0	0	254	14	0	268	7	0	68	0	75	604
07:45 AM	53	240	0	0	293	0	0	0	0	0	0	286	15	0	301	15	0	71	0	86	680
Total	136	878	0	0	1014	0	0	0	0	0	0	892	40	0	932	43	0	198	0	241	2187
08:00 AM	47	202	0	0	249	0	0	0	0	0	0	243	8	0	251	15	0	34	0	49	549
08:15 AM	23	210	0	0	233	0	0	0	0	0	0	184	3	0	187	6	0	38	0	44	464
08:30 AM	15	157	0	0	172	0	0	0	0	0	0	180	3	0	183	3	0	31	1	35	390
08:45 AM	24	171	0	0	195	0	0	0	0	0	0	179	2	0	181	6	0	30	0	36	412
Total	109	740	0	0	849	0	0	0	0	0	0	786	16	0	802	30	0	133	1	164	1815
09:00 AM	26	168	0	0	194	0	0	0	0	0	0	164	6	0	170	7	0	31	1	39	403
09:15 AM	20	151	0	1	172	0	0	0	0	0	0	181	0	0	181	5	0	31	0	36	389
09:30 AM	25	204	0	0	229	0	0	0	0	0	0	161	5	0	166	5	0	15	0	20	415
09:45 AM	21	182	0	0	203	0	0	0	0	0	0	199	3	0	202	6	0	30	0	36	441
Total	92	705	0	1	798	0	0	0	0	0	0	705	14	0	719	23	0	107	1	131	1648
10:00 AM	25	210	0	0	235	0	0	0	0	0	0	174	3	0	177	1	0	18	0	19	431
10:15 AM	20	202	0	0	222	0	0	0	0	0	0	164	3	0	167	5	0	25	1	31	420
10:30 AM	25	178	0	0	203	0	0	0	0	0	0	182	2	0	184	7	0	22	1	30	417
10:45 AM	23	188	0	0	211	0	0	0	0	0	0	183	2	0	185	4	0	19	0	23	419
Total	93	778	0	0	871	0	0	0	0	0	0	703	10	0	713	17	0	84	2	103	1687
11:00 AM	17	215	0	0	232	0	0	0	0	0	0	175	3	0	178	5	0	20	0	25	435
11:15 AM	26	234	0	0	260	0	0	0	0	0	0	210	2	0	212	6	0	39	0	45	517
11:30 AM	38	266	0	0	304	0	0	0	0	0	0	188	0	0	188	9	0	28	1	38	530
11:45 AM	24	216	0	0	240	0	0	0	0	0	0	237	4	0	241	4	0	33	0	37	518
Total	105	931	0	0	1036	0	0	0	0	0	0	810	9	0	819	24	0	120	1	145	2000
12:00 PM	22	219	0	0	241	0	0	0	0	0	0	232	6	0	238	7	0	31	0	38	517
12:15 PM	21	269	0	0	290	0	0	0	0	0	0	221	2	0	223	11	0	24	0	35	548
12:30 PM	23	240	0	0	263	0	0	0	0	0	0	199	10	0	209	5	0	20	0	25	497
12:45 PM	11	233	0	0	244	0	0	0	0	0	0	226	2	0	228	7	0	18	0	25	497
Total	77	961	0	0	1038	0	0	0	0	0	0	878	20	0	898	30	0	93	0	123	2059
01:00 PM	29	213	0	0	242	0	0	0	0	0	0	207	1	0	208	10	0	19	0	29	479
01:15 PM	27	232	0	0	259	0	0	0	0	0	0	226	2	0	228	7	0	38	0	45	532
01:30 PM	23	211	0	0	234	0	0	0	0	0	0	233	4	0	237	2	0	22	0	24	495
01:45 PM	32	217	0	0	249	0	0	0	0	0	0	209	1	0	210	5	0	18	1	24	483
Total	111	873	0	0	984	0	0	0	0	0	0	875	8	0	883	24	0	97	1	122	1989
02:00 PM	14	203	0	1	218	0	0	0	0	0	0	212	3	0	215	10	0	28	1	39	472
02:15 PM	30	254	0	0	284	0	0	0	0	0	0	192	2	0	194	4	0	29	0	33	511
02:30 PM	29	213	0	0	242	0	0	0	0	0	0	216	1	0	217	8	0	26	0	34	493
02:45 PM	26	256	0	0	282	0	0	0	0	0	0	248	7	0	255	7	0	37	0	44	581
Total	99	926	0	1	1026	0	0	0	0	0	0	868	13	0	881	29	0	120	1	150	2057
03:00 PM	58	268	0	0	326	0	0	0	0	0	0	243	8	0	251	10	0	30	0	40	617
03:15 PM	61	302	0	0	363	0	0	0	0	0	0	203	4	0	207	20	0	63	0	83	653
03:30 PM	45	274	0	0	319	0	0	0	0	0	0	252	3	0	255	22	0	52	0	74	648
03:45 PM	40	296	0	0	336	0	0	0	0	0	0	219	3	0	222	11	0	42	0	53	611
Total	204	1140	0	0	1344	0	0	0	0	0	0	917	18	0	935	63	0	187	0	250	2529

Quality Counts, LLC

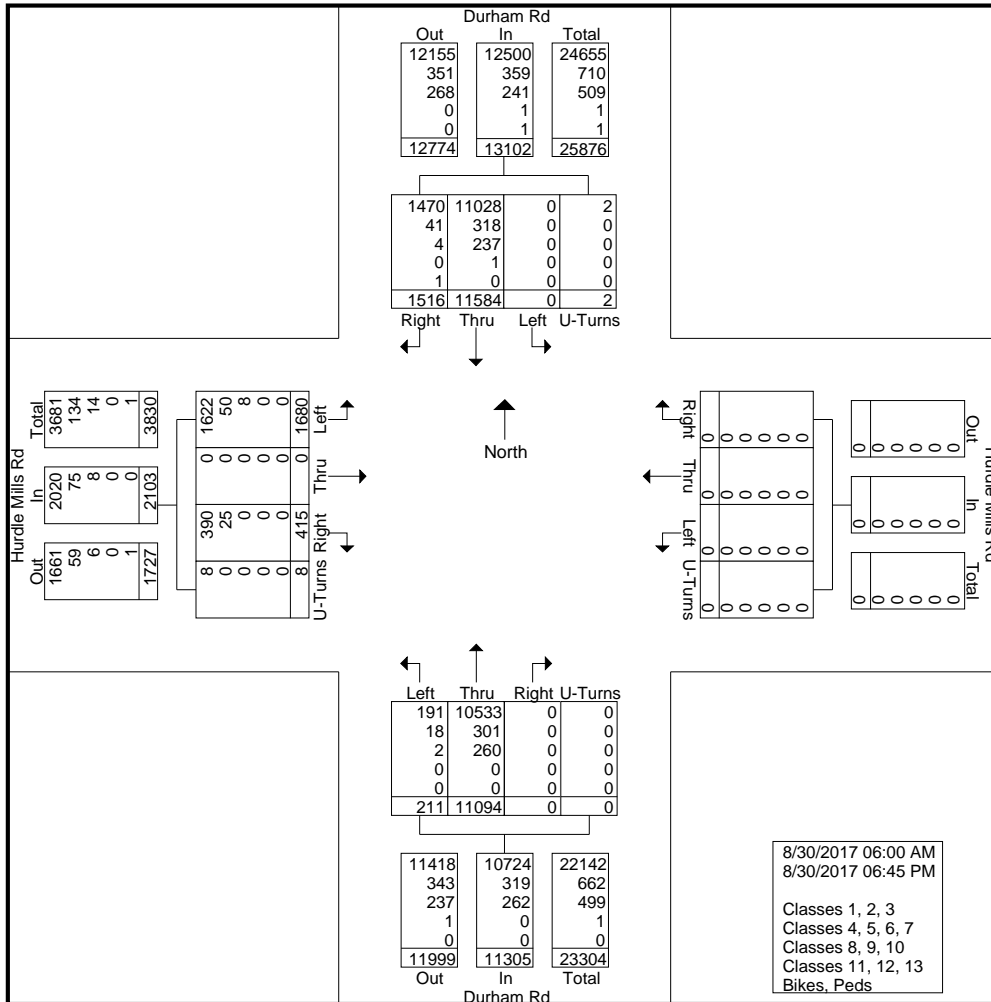
920 Blairhill Rd, STE B106
Charlotte, NC 28217

File Name : 14473005 - Durham Rd & Hurdle Mills Rd

Site Code : 14473005

Start Date : 8/30/2017

Page No : 3

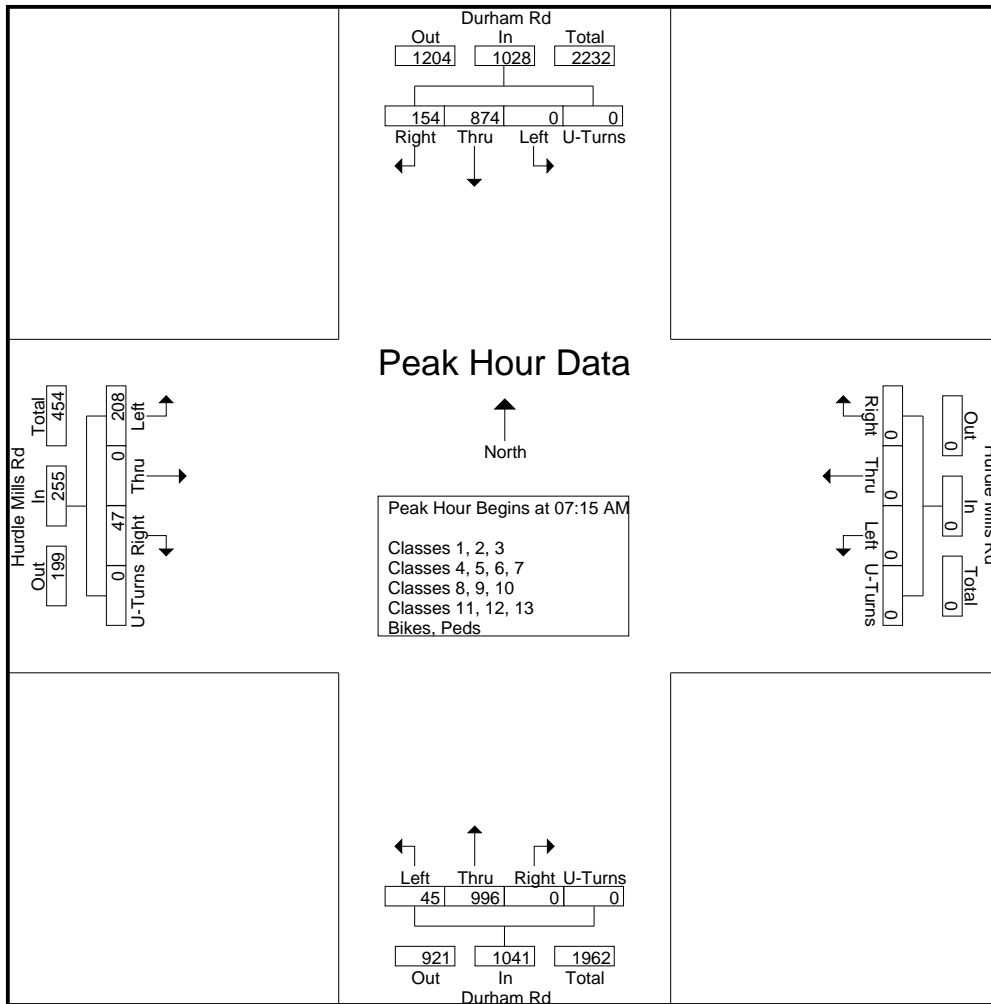


Quality Counts, LLC

920 Blairhill Rd, STE B106
Charlotte, NC 28217

File Name : 14473005 - Durham Rd & Hurdle Mills Rd
Site Code : 14473005
Start Date : 8/30/2017
Page No : 4

Start Time	Durham Rd Southbound					Hurdle Mills Rd Westbound					Durham Rd Northbound					Hurdle Mills Rd Eastbound					Int. Total
	Right	Thru	Left	Peds	App. Total	Right	Thru	Left	Peds	App. Total	Right	Thru	Left	Peds	App. Total	Right	Thru	Left	Peds	App. Total	
Peak Hour Analysis From 06:00 AM to 09:45 AM - Peak 1 of 1																					
Peak Hour for Entire Intersection Begins at 07:15 AM																					
07:15 AM	16	209	0	0	225	0	0	0	0	0	0	213	8	0	221	10	0	35	0	45	491
07:30 AM	38	223	0	0	261	0	0	0	0	0	0	254	14	0	268	7	0	68	0	75	604
07:45 AM	53	240	0	0	293	0	0	0	0	0	0	286	15	0	301	15	0	71	0	86	680
08:00 AM	47	202	0	0	249	0	0	0	0	0	0	243	8	0	251	15	0	34	0	49	549
Total Volume	154	874	0	0	1028	0	0	0	0	0	0	996	45	0	1041	47	0	208	0	255	2324
% App. Total	15	85	0	0		0	0	0	0		0	95.7	4.3	0		18.4	0	81.6	0		
PHF	.726	.910	.000	.000	.877	.000	.000	.000	.000	.000	.000	.871	.750	.000	.865	.783	.000	.732	.000	.741	.854

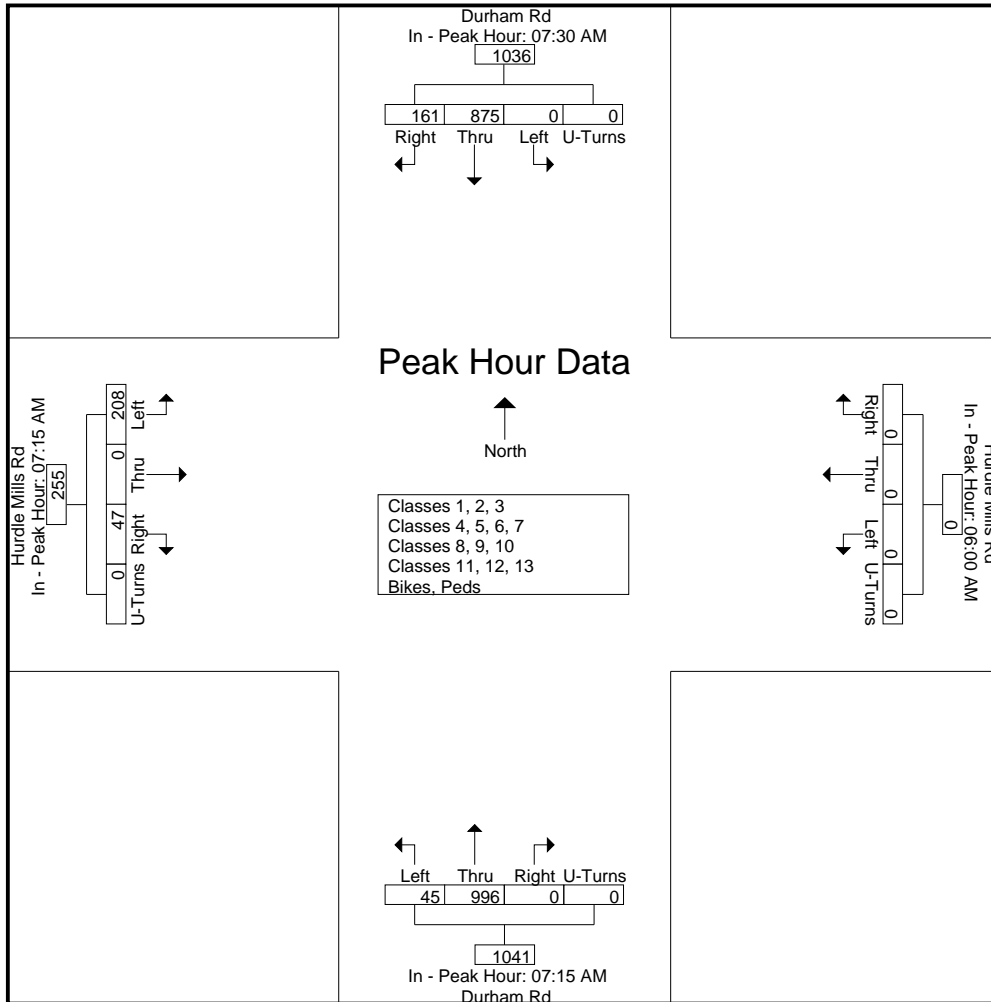


Quality Counts, LLC

920 Blairhill Rd, STE B106
Charlotte, NC 28217

File Name : 14473005 - Durham Rd & Hurdle Mills Rd
Site Code : 14473005
Start Date : 8/30/2017
Page No : 5

Start Time	Durham Rd Southbound					Hurdle Mills Rd Westbound					Durham Rd Northbound					Hurdle Mills Rd Eastbound					Int. Total
	Right	Thru	Left	Peds	App. Total	Right	Thru	Left	Peds	App. Total	Right	Thru	Left	Peds	App. Total	Right	Thru	Left	Peds	App. Total	
Peak Hour Analysis From 06:00 AM to 09:45 AM - Peak 1 of 1																					
Peak Hour for Each Approach Begins at:																					
	07:30 AM					06:00 AM					07:15 AM					07:15 AM					
+0 mins.	38	223	0	0	261	0	0	0	0	0	0	213	8	0	221	10	0	35	0	45	
+15 mins.	53	240	0	0	293	0	0	0	0	0	0	254	14	0	268	7	0	68	0	75	
+30 mins.	47	202	0	0	249	0	0	0	0	0	0	286	15	0	301	15	0	71	0	86	
+45 mins.	23	210	0	0	233	0	0	0	0	0	0	243	8	0	251	15	0	34	0	49	
Total Volume	161	875	0	0	1036	0	0	0	0	0	0	996	45	0	1041	47	0	208	0	255	
% App. Total	15.5	84.5	0	0		0	0	0	0	0	0	95.7	4.3	0		18.4	0	81.6	0		
PHF	.759	.911	.000	.000	.884	.000	.000	.000	.000	.000	.000	.871	.750	.000	.865	.783	.000	.732	.000	.741	

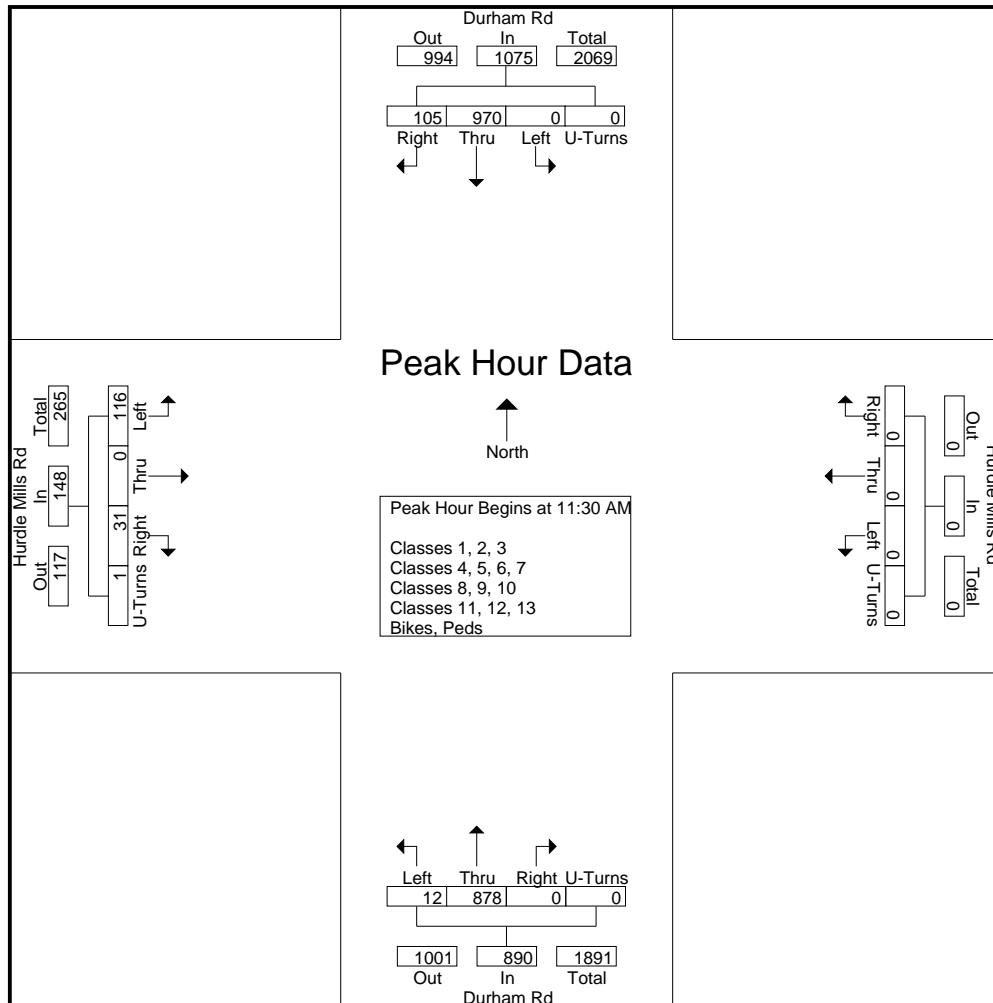


Quality Counts, LLC

920 Blairhill Rd, STE B106
Charlotte, NC 28217

File Name : 14473005 - Durham Rd & Hurdle Mills Rd
Site Code : 14473005
Start Date : 8/30/2017
Page No : 6

Start Time	Durham Rd Southbound					Hurdle Mills Rd Westbound					Durham Rd Northbound					Hurdle Mills Rd Eastbound					Int. Total
	Rig ht	Thr u	Left	Ped s	App. Total	Rig ht	Thr u	Left	Ped s	App. Total	Right	Thr u	Left	Peds	App. Total	Right	Thr u	Left	Peds	App. Total	
Peak Hour Analysis From 10:00 AM to 02:45 PM - Peak 1 of 1																					
Peak Hour for Entire Intersection Begins at 11:30 AM																					
11:30 AM	38	266	0	0	304	0	0	0	0	0	0	188	0	0	188	9	0	28	1	38	530
11:45 AM	24	216	0	0	240	0	0	0	0	0	0	237	4	0	241	4	0	33	0	37	518
12:00 PM	22	219	0	0	241	0	0	0	0	0	0	232	6	0	238	7	0	31	0	38	517
12:15 PM	21	269	0	0	290	0	0	0	0	0	0	221	2	0	223	11	0	24	0	35	548
Total Volume	105	970	0	0	1075	0	0	0	0	0	0	878	12	0	890	31	0	116	1	148	2113
% App. Total	9.8	90.2	0	0		0	0	0	0	0	0	98.7	1.3	0		20.9	0	78.4	0.7		
PHF	.691	.901	.000	.000	.884	.000	.000	.000	.000	.000	.000	.926	.500	.000	.923	.705	.000	.879	.250	.974	.964



Quality Counts, LLC

920 Blairhill Rd, STE B106
Charlotte, NC 28217

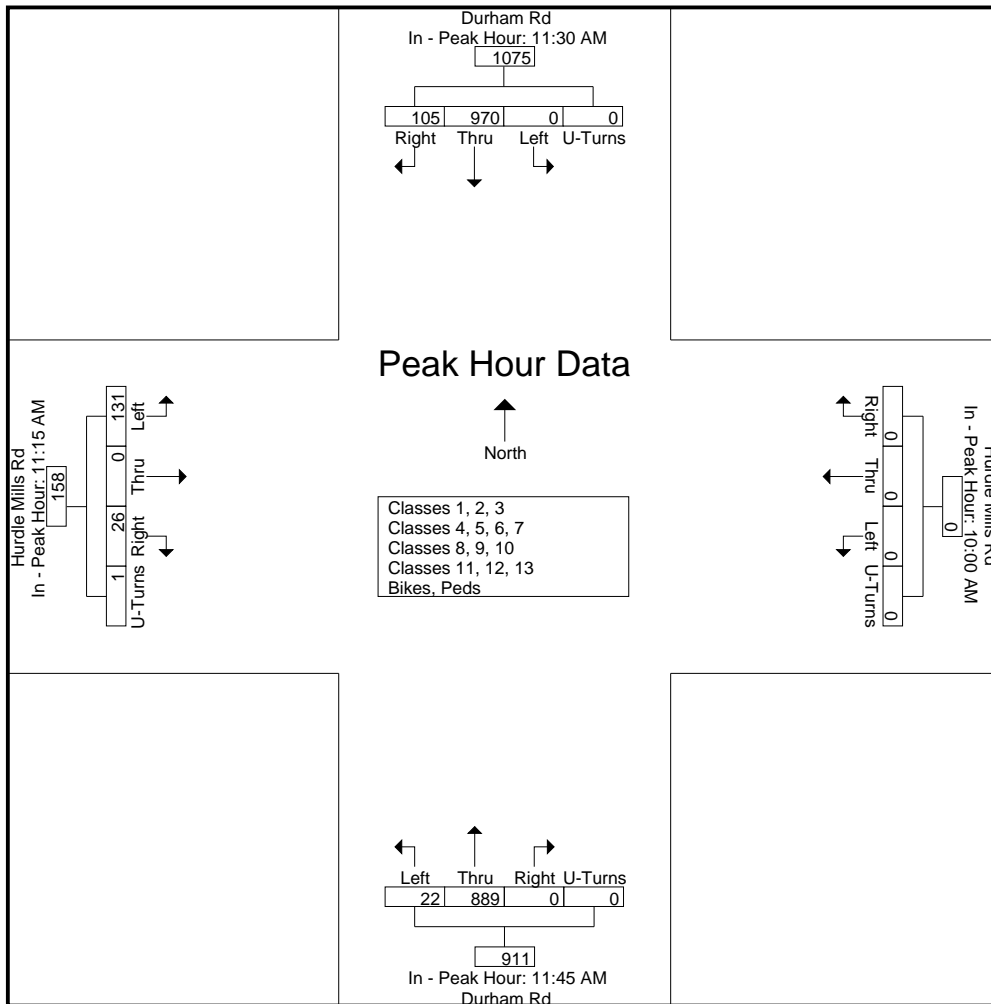
File Name : 14473005 - Durham Rd & Hurdle Mills Rd
Site Code : 14473005
Start Date : 8/30/2017
Page No : 7

Start Time	Durham Rd Southbound					Hurdle Mills Rd Westbound					Durham Rd Northbound					Hurdle Mills Rd Eastbound					Int. Total
	Rig ht	Thr u	Left	Ped s	App. Total	Rig ht	Thr u	Left	Ped s	App. Total	Right	Thr u	Left	Peds	App. Total	Right	Thr u	Left	Peds	App. Total	

Peak Hour Analysis From 10:00 AM to 02:45 PM - Peak 1 of 1

Peak Hour for Each Approach Begins at:

	11:30 AM					10:00 AM					11:45 AM					11:15 AM				
+0 mins.	38	266	0	0	304	0	0	0	0	0	0	237	4	0	241	6	0	39	0	45
+15 mins.	24	216	0	0	240	0	0	0	0	0	0	232	6	0	238	9	0	28	1	38
+30 mins.	22	219	0	0	241	0	0	0	0	0	0	221	2	0	223	4	0	33	0	37
+45 mins.	21	269	0	0	290	0	0	0	0	0	0	199	10	0	209	7	0	31	0	38
Total Volume	105	970	0	0	1075	0	0	0	0	0	0	889	22	0	911	26	0	131	1	158
% App. Total	9.8	90.2	0	0		0	0	0	0	0	0	97.6	2.4	0		16.5	0	82.9	0.6	
PHF	.691	.901	.000	.000	.884	.000	.000	.000	.000	.000	.000	.938	.550	.000	.945	.722	.000	.840	.250	.878

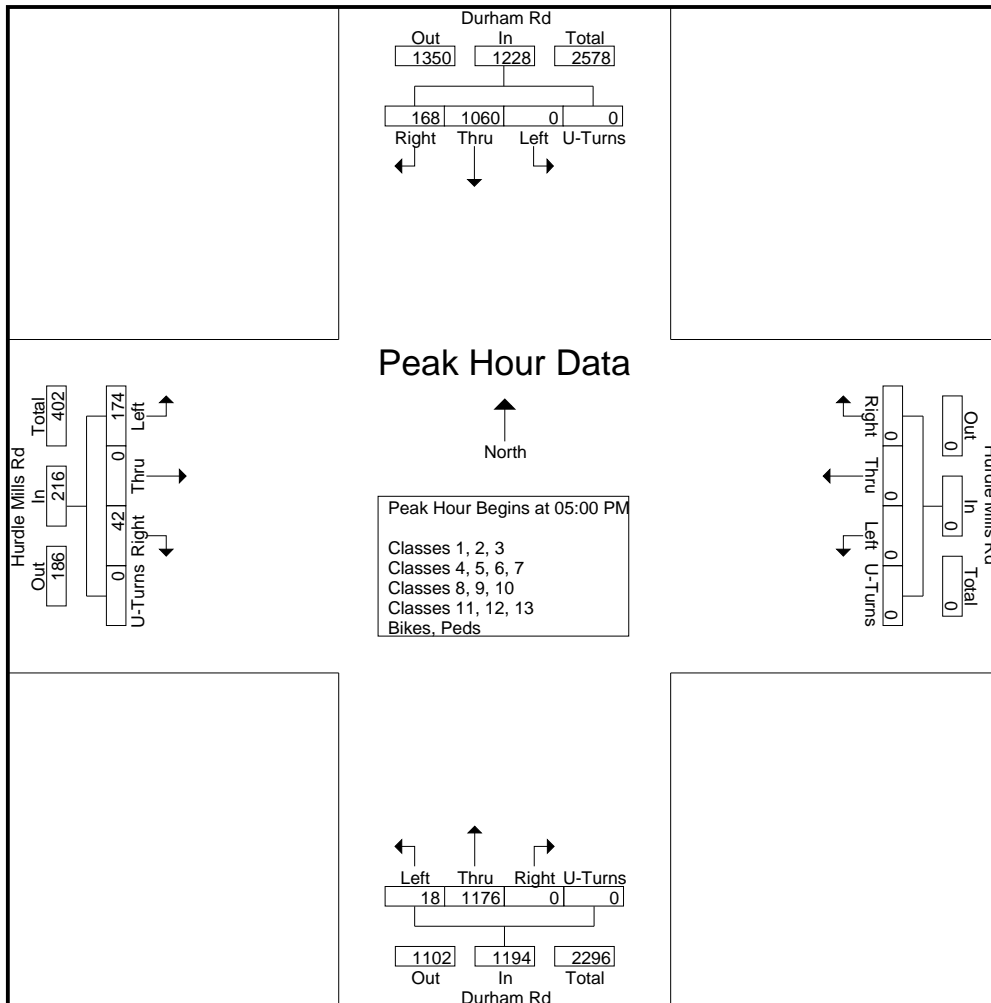


Quality Counts, LLC

920 Blairhill Rd, STE B106
Charlotte, NC 28217

File Name : 14473005 - Durham Rd & Hurdle Mills Rd
Site Code : 14473005
Start Date : 8/30/2017
Page No : 8

Start Time	Durham Rd Southbound					Hurdle Mills Rd Westbound					Durham Rd Northbound					Hurdle Mills Rd Eastbound					Int. Total
	Rig ht	Thr u	Left	Ped s	App. Total	Rig ht	Thr u	Left	Ped s	App. Total	Right	Thr u	Left	Peds	App. Total	Right	Thr u	Left	Peds	App. Total	
Peak Hour Analysis From 03:00 PM to 06:45 PM - Peak 1 of 1																					
Peak Hour for Entire Intersection Begins at 05:00 PM																					
05:00 PM	46	289	0	0	335	0	0	0	0	0	0	261	2	0	263	11	0	55	0	66	664
05:15 PM	44	298	0	0	342	0	0	0	0	0	0	318	4	0	322	11	0	36	0	47	711
05:30 PM	34	229	0	0	263	0	0	0	0	0	0	306	1	0	307	15	0	39	0	54	624
05:45 PM	44	244	0	0	288	0	0	0	0	0	0	291	11	0	302	5	0	44	0	49	639
Total Volume	168	1060	0	0	1228	0	0	0	0	0	0	1176	18	0	1194	42	0	174	0	216	2638
% App. Total	13.7	86.3	0	0		0	0	0	0	0	0	98.5	1.5	0		19.4	0	80.6	0		
PHF	.913	.889	.000	.000	.898	.000	.000	.000	.000	.000	.000	.925	.409	.000	.927	.700	.000	.791	.000	.818	.928



Quality Counts, LLC

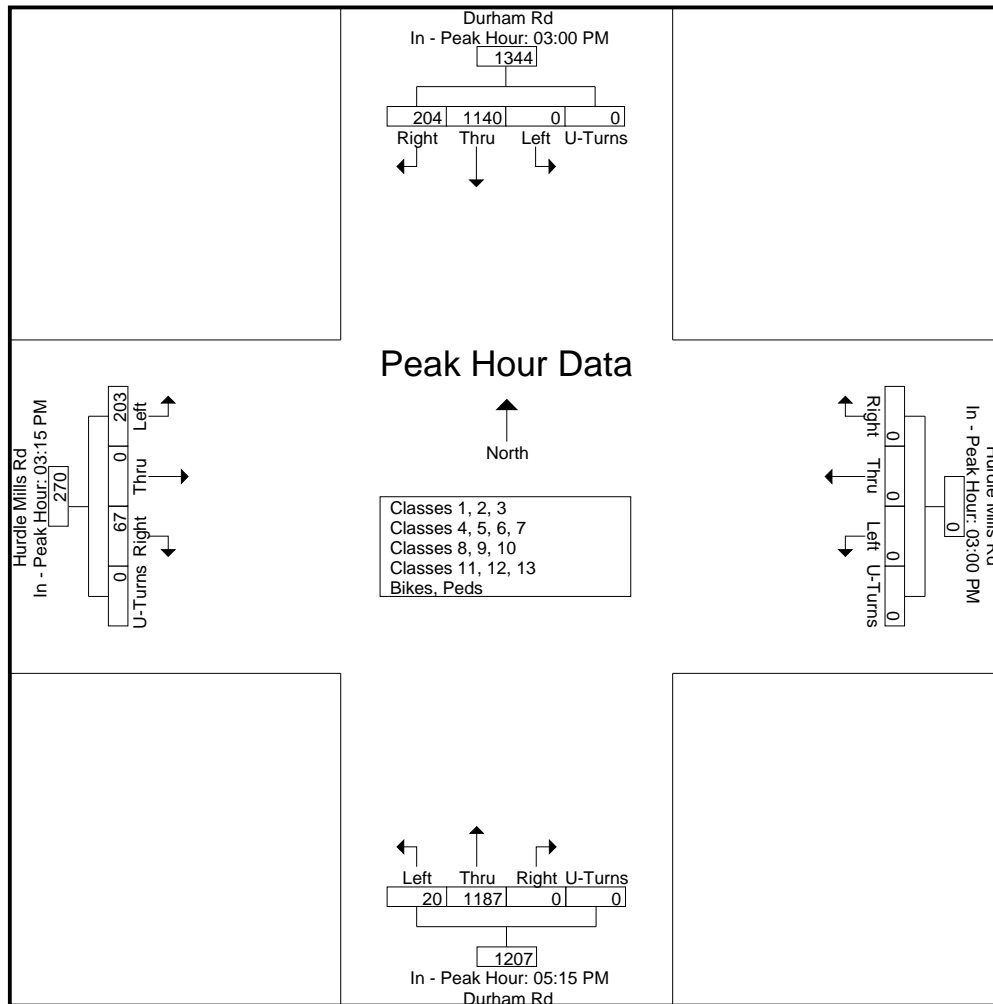
920 Blairhill Rd, STE B106
Charlotte, NC 28217

File Name : 14473005 - Durham Rd & Hurdle Mills Rd
Site Code : 14473005
Start Date : 8/30/2017
Page No : 9

Start Time	Durham Rd Southbound					Hurdle Mills Rd Westbound					Durham Rd Northbound					Hurdle Mills Rd Eastbound					Int. Total
	Rig ht	Thr u	Left	Ped s	App. Total	Rig ht	Thr u	Left	Ped s	App. Total	Right	Thr u	Left	Peds	App. Total	Right	Thr u	Left	Peds	App. Total	

Peak Hour Analysis From 03:00 PM to 06:45 PM - Peak 1 of 1
Peak Hour for Each Approach Begins at:

	03:00 PM					03:00 PM					05:15 PM					03:15 PM				
+0 mins.	58	268	0	0	326	0	0	0	0	0	0	318	4	0	322	20	0	63	0	83
+15 mins.	61	302	0	0	363	0	0	0	0	0	0	306	1	0	307	22	0	52	0	74
+30 mins.	45	274	0	0	319	0	0	0	0	0	0	291	11	0	302	11	0	42	0	53
+45 mins.	40	296	0	0	336	0	0	0	0	0	0	272	4	0	276	14	0	46	0	60
Total Volume	204	1140	0	0	1344	0	0	0	0	0	0	1187	20	0	1207	67	0	203	0	270
% App. Total	15.2	84.8	0	0		0	0	0	0	0	0	98.3	1.7	0		24.8	0	75.2	0	
PHF	.836	.944	.000	.000	.926	.000	.000	.000	.000	.000	.000	.933	.455	.000	.937	.761	.000	.806	.000	.813



Quality Counts, LLC

920 Blairhill Rd, STE B106
Charlotte, NC 28217

File Name : 14473005 - Durham Rd & Hurdle Mills Rd

Site Code : 14473005

Start Date : 8/30/2017

Page No : 1

Groups Printed- Classes 1, 2, 3

Start Time	Durham Rd Southbound					Hurdle Mills Rd Westbound					Durham Rd Northbound					Hurdle Mills Rd Eastbound					Int. Total
	Right	Thru	Left	U-Turns	App. Total	Right	Thru	Left	U-Turns	App. Total	Right	Thru	Left	U-Turns	App. Total	Right	Thru	Left	U-Turns	App. Total	
06:00 AM	8	138	0	0	146	0	0	0	0	0	0	40	1	0	41	1	0	12	0	13	200
06:15 AM	11	189	0	0	200	0	0	0	0	0	0	54	2	0	56	3	0	10	0	13	269
06:30 AM	9	154	0	0	163	0	0	0	0	0	0	80	1	0	81	2	0	14	0	16	260
06:45 AM	21	175	0	0	196	0	0	0	0	0	0	128	3	0	131	3	0	17	0	20	347
Total	49	656	0	0	705	0	0	0	0	0	0	302	7	0	309	9	0	53	0	62	1076
07:00 AM	29	196	0	0	225	0	0	0	0	0	0	134	3	0	137	10	0	23	0	33	395
07:15 AM	16	191	0	0	207	0	0	0	0	0	0	194	8	0	202	10	0	34	0	44	453
07:30 AM	36	209	0	0	245	0	0	0	0	0	0	247	10	0	257	7	0	59	0	66	568
07:45 AM	48	222	0	0	270	0	0	0	0	0	0	274	13	0	287	15	0	64	0	79	636
Total	129	818	0	0	947	0	0	0	0	0	0	849	34	0	883	42	0	180	0	222	2052
08:00 AM	44	188	0	0	232	0	0	0	0	0	0	230	7	0	237	14	0	33	0	47	516
08:15 AM	23	196	0	0	219	0	0	0	0	0	0	172	3	0	175	6	0	38	0	44	438
08:30 AM	15	138	0	0	153	0	0	0	0	0	0	163	2	0	165	3	0	28	1	32	350
08:45 AM	23	158	0	0	181	0	0	0	0	0	0	169	2	0	171	5	0	29	0	34	386
Total	105	680	0	0	785	0	0	0	0	0	0	734	14	0	748	28	0	128	1	157	1690
09:00 AM	25	154	0	0	179	0	0	0	0	0	0	151	3	0	154	3	0	31	1	35	368
09:15 AM	19	135	0	1	155	0	0	0	0	0	0	160	0	0	160	5	0	30	0	35	350
09:30 AM	24	188	0	0	212	0	0	0	0	0	0	151	3	0	154	5	0	15	0	20	386
09:45 AM	20	178	0	0	198	0	0	0	0	0	0	182	2	0	184	6	0	30	0	36	418
Total	88	655	0	1	744	0	0	0	0	0	0	644	8	0	652	19	0	106	1	126	1522
10:00 AM	25	206	0	0	231	0	0	0	0	0	0	157	3	0	160	0	0	17	0	17	408
10:15 AM	20	176	0	0	196	0	0	0	0	0	0	150	3	0	153	5	0	24	1	30	379
10:30 AM	24	168	0	0	192	0	0	0	0	0	0	171	2	0	173	6	0	22	1	29	394
10:45 AM	23	176	0	0	199	0	0	0	0	0	0	176	2	0	178	4	0	19	0	23	400
Total	92	726	0	0	818	0	0	0	0	0	0	654	10	0	664	15	0	82	2	99	1581
11:00 AM	17	202	0	0	219	0	0	0	0	0	0	164	3	0	167	5	0	20	0	25	411
11:15 AM	26	220	0	0	246	0	0	0	0	0	0	192	2	0	194	6	0	38	0	44	484
11:30 AM	38	253	0	0	291	0	0	0	0	0	0	174	0	0	174	9	0	28	1	38	503
11:45 AM	24	209	0	0	233	0	0	0	0	0	0	226	4	0	230	4	0	33	0	37	500
Total	105	884	0	0	989	0	0	0	0	0	0	756	9	0	765	24	0	119	1	144	1898
12:00 PM	22	213	0	0	235	0	0	0	0	0	0	227	6	0	233	7	0	31	0	38	506
12:15 PM	21	261	0	0	282	0	0	0	0	0	0	212	2	0	214	10	0	21	0	31	527
12:30 PM	23	226	0	0	249	0	0	0	0	0	0	189	10	0	199	5	0	19	0	24	472
12:45 PM	11	222	0	0	233	0	0	0	0	0	0	211	2	0	213	7	0	18	0	25	471
Total	77	922	0	0	999	0	0	0	0	0	0	839	20	0	859	29	0	89	0	118	1976
01:00 PM	29	205	0	0	234	0	0	0	0	0	0	195	1	0	196	10	0	17	0	27	457
01:15 PM	26	224	0	0	250	0	0	0	0	0	0	216	2	0	218	7	0	38	0	45	513
01:30 PM	20	201	0	0	221	0	0	0	0	0	0	218	4	0	222	2	0	22	0	24	467
01:45 PM	31	207	0	0	238	0	0	0	0	0	0	198	1	0	199	5	0	18	1	24	461
Total	106	837	0	0	943	0	0	0	0	0	0	827	8	0	835	24	0	95	1	120	1898
02:00 PM	14	199	0	1	214	0	0	0	0	0	0	202	3	0	205	9	0	27	1	37	456
02:15 PM	30	239	0	0	269	0	0	0	0	0	0	187	2	0	189	4	0	29	0	33	491
02:30 PM	27	203	0	0	230	0	0	0	0	0	0	200	1	0	201	8	0	26	0	34	465
02:45 PM	26	240	0	0	266	0	0	0	0	0	0	238	6	0	244	7	0	33	0	40	550
Total	97	881	0	1	979	0	0	0	0	0	0	827	12	0	839	28	0	115	1	144	1962
03:00 PM	50	257	0	0	307	0	0	0	0	0	0	237	7	0	244	9	0	29	0	38	589
03:15 PM	51	289	0	0	340	0	0	0	0	0	0	190	4	0	194	17	0	59	0	76	610
03:30 PM	45	269	0	0	314	0	0	0	0	0	0	235	3	0	238	16	0	50	0	66	618
03:45 PM	40	284	0	0	324	0	0	0	0	0	0	206	1	0	207	11	0	39	0	50	581
Total	186	1099	0	0	1285	0	0	0	0	0	0	868	15	0	883	53	0	177	0	230	2398

Quality Counts, LLC

920 Blairhill Rd, STE B106
Charlotte, NC 28217

File Name : 14473005 - Durham Rd & Hurdle Mills Rd

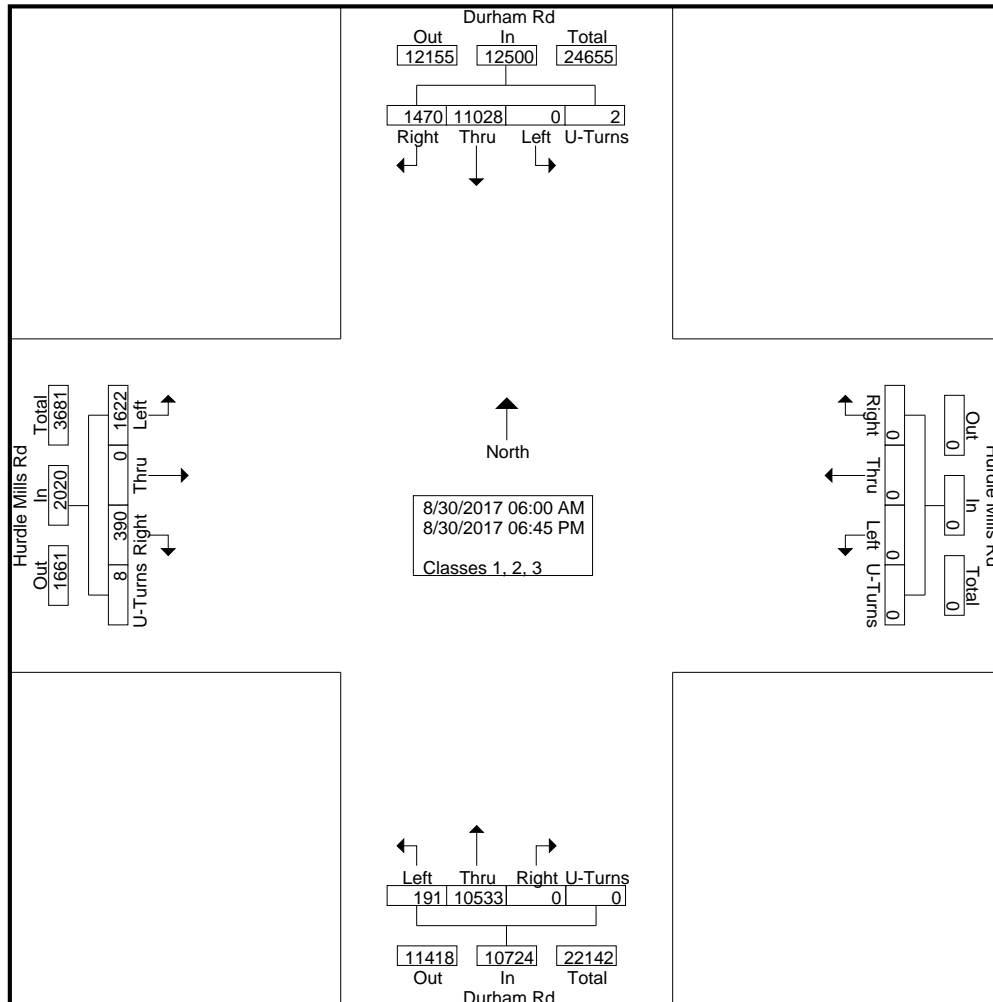
Site Code : 14473005

Start Date : 8/30/2017

Page No : 2

Groups Printed- Classes 1, 2, 3

Start Time	Durham Rd Southbound					Hurdle Mills Rd Westbound					Durham Rd Northbound					Hurdle Mills Rd Eastbound					Int. Total
	Right	Thru	Left	U-Turns	App. Total	Right	Thru	Left	U-Turns	App. Total	Right	Thru	Left	U-Turns	App. Total	Right	Thru	Left	U-Turns	App. Total	
04:00 PM	24	238	0	0	262	0	0	0	0	0	0	243	7	0	250	12	0	46	0	58	570
04:15 PM	24	224	0	0	248	0	0	0	0	0	0	291	4	0	295	13	0	44	0	57	600
04:30 PM	30	257	0	0	287	0	0	0	0	0	0	274	2	0	276	9	0	42	1	52	615
04:45 PM	40	247	0	0	287	0	0	0	0	0	0	261	6	0	267	5	0	37	0	42	596
Total	118	966	0	0	1084	0	0	0	0	0	0	1069	19	0	1088	39	0	169	1	209	2381
05:00 PM	46	277	0	0	323	0	0	0	0	0	0	255	2	0	257	11	0	53	0	64	644
05:15 PM	43	291	0	0	334	0	0	0	0	0	0	310	2	0	312	11	0	35	0	46	692
05:30 PM	34	217	0	0	251	0	0	0	0	0	0	298	1	0	299	15	0	37	0	52	602
05:45 PM	44	240	0	0	284	0	0	0	0	0	0	285	11	0	296	4	0	42	0	46	626
Total	167	1025	0	0	1192	0	0	0	0	0	0	1148	16	0	1164	41	0	167	0	208	2564
06:00 PM	34	222	0	0	256	0	0	0	0	0	0	266	4	0	270	9	0	44	0	53	579
06:15 PM	46	238	0	0	284	0	0	0	0	0	0	269	3	0	272	8	0	32	0	40	596
06:30 PM	42	216	0	0	258	0	0	0	0	0	0	249	6	0	255	11	0	28	0	39	552
06:45 PM	29	203	0	0	232	0	0	0	0	0	0	232	6	0	238	11	0	38	0	49	519
Total	151	879	0	0	1030	0	0	0	0	0	0	1016	19	0	1035	39	0	142	0	181	2246
Grand Total	1470	11028	0	2	12500	0	0	0	0	0	0	10533	191	0	10724	390	0	1622	8	2020	25244
Apprch %	11.8	88.2	0	0		0	0	0	0		0	98.2	1.8	0		19.3	0	80.3	0.4		
Total %	5.8	43.7	0	0	49.5	0	0	0	0		0	41.7	0.8	0	42.5	1.5	0	6.4	0	8	

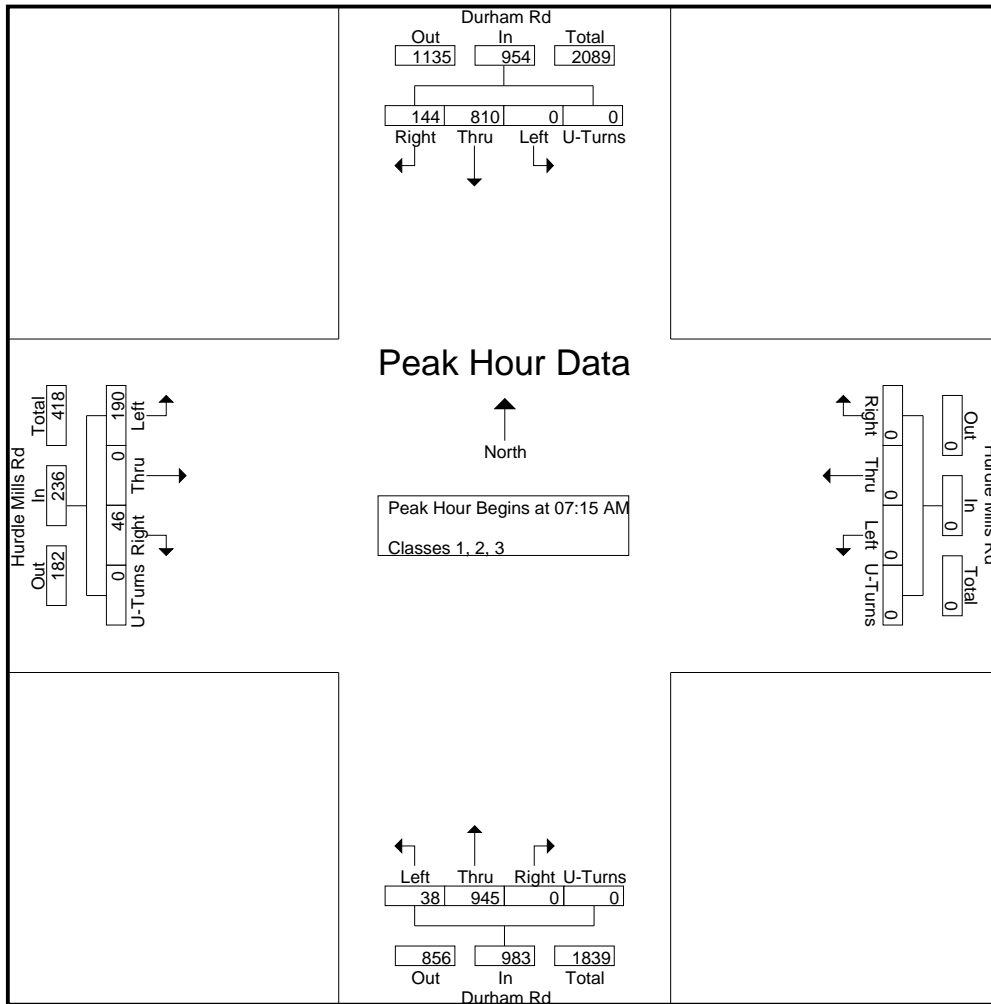


Quality Counts, LLC

920 Blairhill Rd, STE B106
Charlotte, NC 28217

File Name : 14473005 - Durham Rd & Hurdle Mills Rd
Site Code : 14473005
Start Date : 8/30/2017
Page No : 3

Start Time	Durham Rd Southbound					Hurdle Mills Rd Westbound					Durham Rd Northbound					Hurdle Mills Rd Eastbound					Int. Total
	Right	Thru	Left	U-Turns	App. Total	Right	Thru	Left	U-Turns	App. Total	Right	Thru	Left	U-Turns	App. Total	Right	Thru	Left	U-Turns	App. Total	
Peak Hour Analysis From 06:00 AM to 09:45 AM - Peak 1 of 1																					
Peak Hour for Entire Intersection Begins at 07:15 AM																					
07:15 AM	16	191	0	0	207	0	0	0	0	0	0	194	8	0	202	10	0	34	0	44	453
07:30 AM	36	209	0	0	245	0	0	0	0	0	0	247	10	0	257	7	0	59	0	66	568
07:45 AM	48	222	0	0	270	0	0	0	0	0	0	274	13	0	287	15	0	64	0	79	636
08:00 AM	44	188	0	0	232	0	0	0	0	0	0	230	7	0	237	14	0	33	0	47	516
Total Volume	144	810	0	0	954	0	0	0	0	0	0	945	38	0	983	46	0	190	0	236	2173
% App. Total	15.1	84.9	0	0		0	0	0	0	0	0	96.1	3.9	0		19.5	0	80.5	0		
PHF	.750	.912	.000	.000	.883	.000	.000	.000	.000	.000	.000	.862	.731	.000	.856	.767	.000	.742	.000	.747	.854



Quality Counts, LLC

920 Blairhill Rd, STE B106
Charlotte, NC 28217

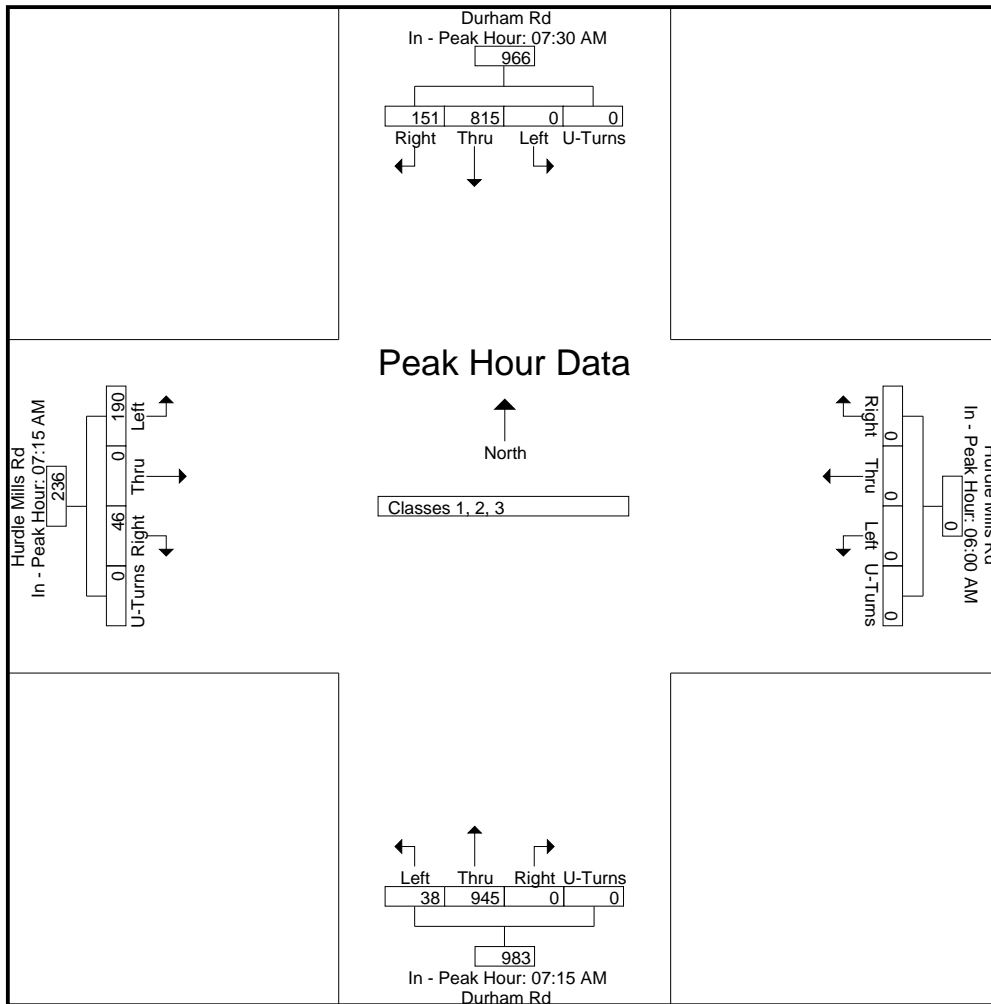
File Name : 14473005 - Durham Rd & Hurdle Mills Rd
Site Code : 14473005
Start Date : 8/30/2017
Page No : 4

Start Time	Durham Rd Southbound					Hurdle Mills Rd Westbound					Durham Rd Northbound					Hurdle Mills Rd Eastbound					Int. Total
	Right	Thru	Left	U-Turns	App. Total	Right	Thru	Left	U-Turns	App. Total	Right	Thru	Left	U-Turns	App. Total	Right	Thru	Left	U-Turns	App. Total	

Peak Hour Analysis From 06:00 AM to 09:45 AM - Peak 1 of 1

Peak Hour for Each Approach Begins at:

	07:30 AM					06:00 AM					07:15 AM					07:15 AM				
+0 mins.	36	209	0	0	245	0	0	0	0	0	0	194	8	0	202	10	0	34	0	44
+15 mins.	48	222	0	0	270	0	0	0	0	0	0	247	10	0	257	7	0	59	0	66
+30 mins.	44	188	0	0	232	0	0	0	0	0	0	274	13	0	287	15	0	64	0	79
+45 mins.	23	196	0	0	219	0	0	0	0	0	0	230	7	0	237	14	0	33	0	47
Total Volume	151	815	0	0	966	0	0	0	0	0	0	945	38	0	983	46	0	190	0	236
% App. Total	15.6	84.4	0	0		0	0	0	0	0	0	96.1	3.9	0		19.5	0	80.5	0	
PHF	.786	.918	.000	.000	.894	.000	.000	.000	.000	.000	.000	.862	.731	.000	.856	.767	.000	.742	.000	.747

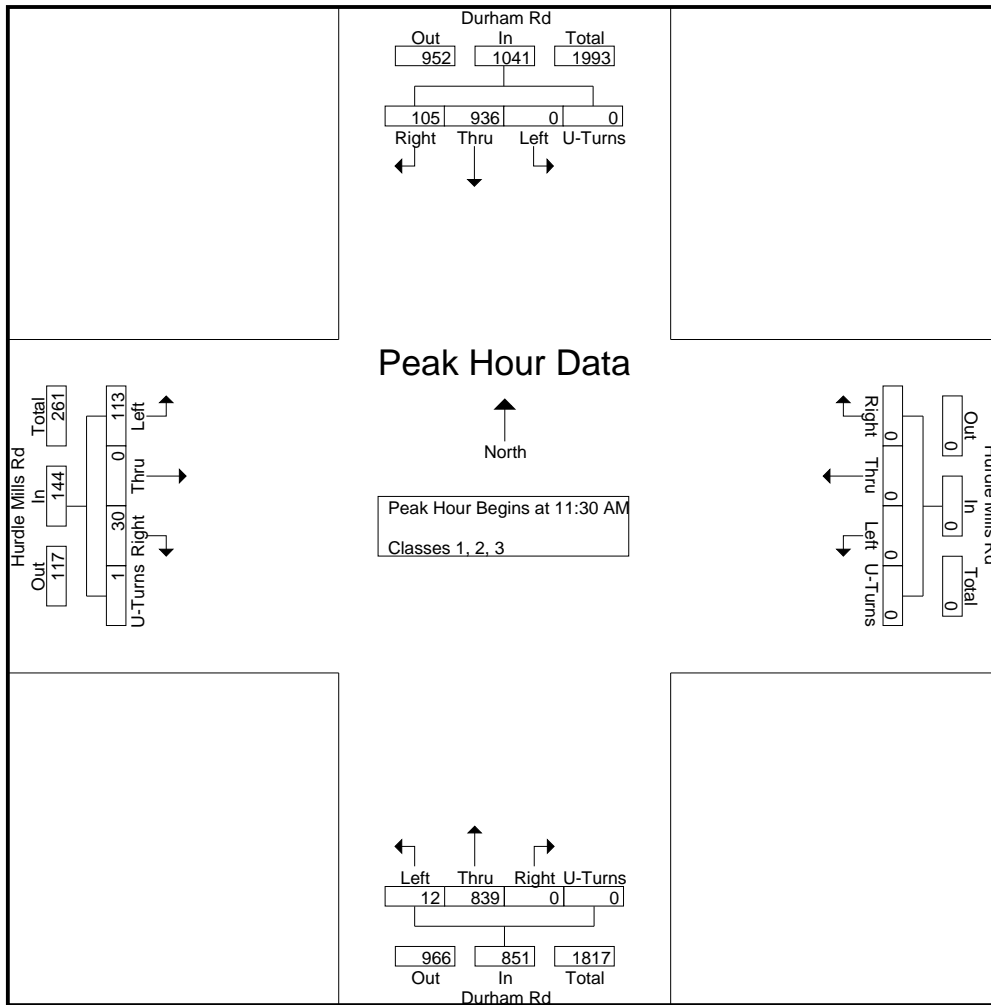


Quality Counts, LLC

920 Blairhill Rd, STE B106
Charlotte, NC 28217

File Name : 14473005 - Durham Rd & Hurdle Mills Rd
Site Code : 14473005
Start Date : 8/30/2017
Page No : 5

Start Time	Durham Rd Southbound					Hurdle Mills Rd Westbound					Durham Rd Northbound					Hurdle Mills Rd Eastbound					Int. Total
	Right	Thru	Left	U-Turns	App. Total	Right	Thru	Left	U-Turns	App. Total	Right	Thru	Left	U-Turns	App. Total	Right	Thru	Left	U-Turns	App. Total	
Peak Hour Analysis From 10:00 AM to 02:45 PM - Peak 1 of 1																					
Peak Hour for Entire Intersection Begins at 11:30 AM																					
11:30 AM	38	253	0	0	291	0	0	0	0	0	0	174	0	0	174	9	0	28	1	38	503
11:45 AM	24	209	0	0	233	0	0	0	0	0	0	226	4	0	230	4	0	33	0	37	500
12:00 PM	22	213	0	0	235	0	0	0	0	0	0	227	6	0	233	7	0	31	0	38	506
12:15 PM	21	261	0	0	282	0	0	0	0	0	0	212	2	0	214	10	0	21	0	31	527
Total Volume	105	936	0	0	1041	0	0	0	0	0	0	839	12	0	851	30	0	113	1	144	2036
% App. Total	10.1	89.9	0	0		0	0	0	0	0	0	98.6	1.4	0		20.8	0	78.5	0.7		
PHF	.691	.897	.000	.000	.894	.000	.000	.000	.000	.000	.000	.924	.500	.000	.913	.750	.000	.856	.250	.947	.966



Quality Counts, LLC

920 Blairhill Rd, STE B106
Charlotte, NC 28217

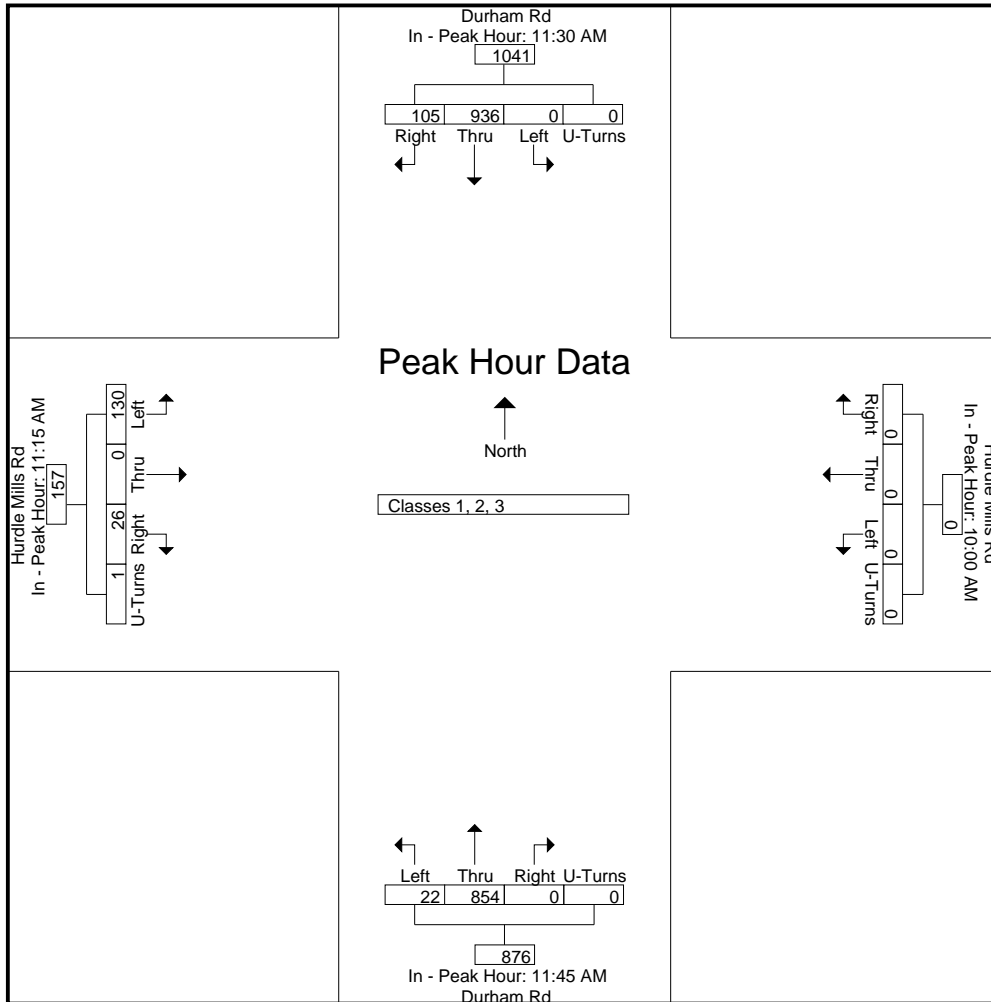
File Name : 14473005 - Durham Rd & Hurdle Mills Rd
Site Code : 14473005
Start Date : 8/30/2017
Page No : 6

Start Time	Durham Rd Southbound					Hurdle Mills Rd Westbound					Durham Rd Northbound					Hurdle Mills Rd Eastbound					Int. Total
	Right	Thru	Left	U-Turns	App. Total	Right	Thru	Left	U-Turns	App. Total	Right	Thru	Left	U-Turns	App. Total	Right	Thru	Left	U-Turns	App. Total	

Peak Hour Analysis From 10:00 AM to 02:45 PM - Peak 1 of 1

Peak Hour for Each Approach Begins at:

	11:30 AM					10:00 AM					11:45 AM					11:15 AM				
+0 mins.	38	253	0	0	291	0	0	0	0	0	0	226	4	0	230	6	0	38	0	44
+15 mins.	24	209	0	0	233	0	0	0	0	0	0	227	6	0	233	9	0	28	1	38
+30 mins.	22	213	0	0	235	0	0	0	0	0	0	212	2	0	214	4	0	33	0	37
+45 mins.	21	261	0	0	282	0	0	0	0	0	0	189	10	0	199	7	0	31	0	38
Total Volume	105	936	0	0	1041	0	0	0	0	0	0	854	22	0	876	26	0	130	1	157
% App. Total	10.1	89.9	0	0		0	0	0	0	0	0	97.5	2.5	0		16.6	0	82.8	0.6	
PHF	.691	.897	.000	.000	.894	.000	.000	.000	.000	.000	.000	.941	.550	.000	.940	.722	.000	.855	.250	.892

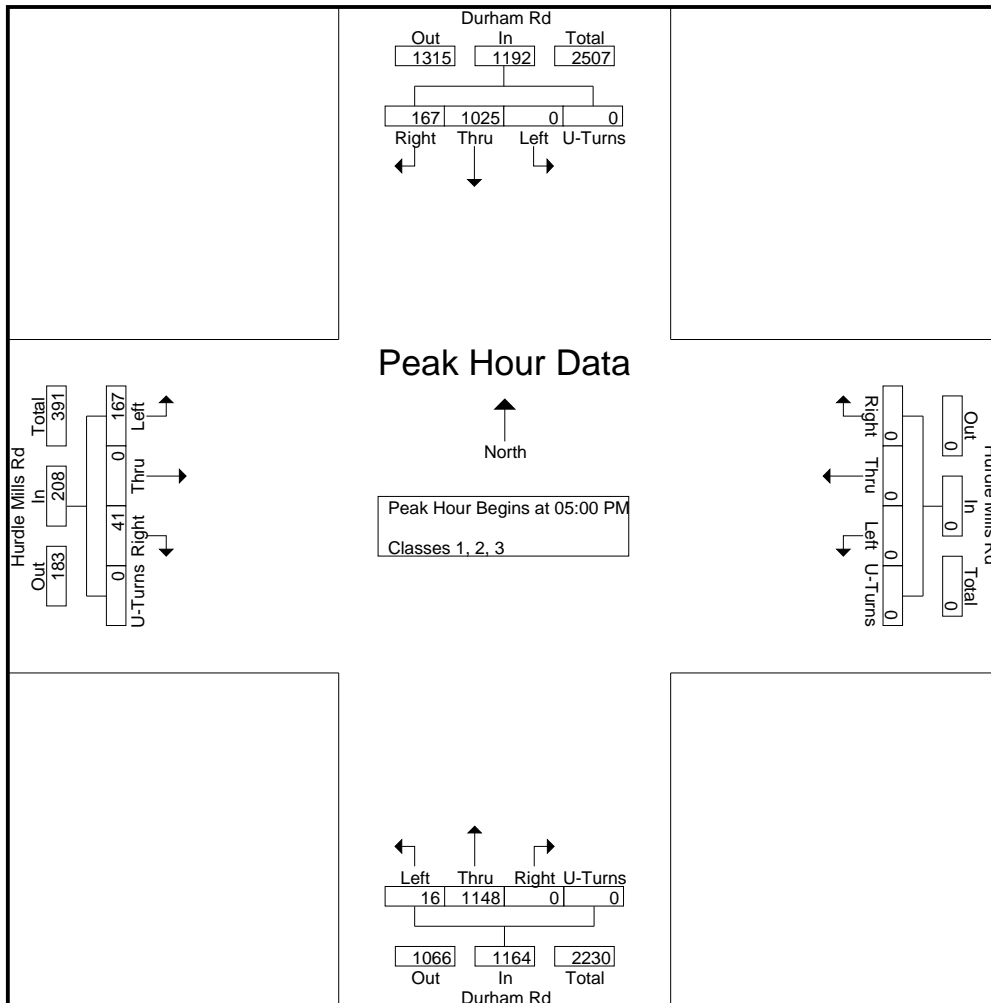


Quality Counts, LLC

920 Blairhill Rd, STE B106
Charlotte, NC 28217

File Name : 14473005 - Durham Rd & Hurdle Mills Rd
Site Code : 14473005
Start Date : 8/30/2017
Page No : 7

Start Time	Durham Rd Southbound					Hurdle Mills Rd Westbound					Durham Rd Northbound					Hurdle Mills Rd Eastbound					Int. Total
	Right	Thru	Left	U-Turns	App. Total	Right	Thru	Left	U-Turns	App. Total	Right	Thru	Left	U-Turns	App. Total	Right	Thru	Left	U-Turns	App. Total	
Peak Hour Analysis From 03:00 PM to 06:45 PM - Peak 1 of 1																					
Peak Hour for Entire Intersection Begins at 05:00 PM																					
05:00 PM	46	277	0	0	323	0	0	0	0	0	0	255	2	0	257	11	0	53	0	64	644
05:15 PM	43	291	0	0	334	0	0	0	0	0	0	310	2	0	312	11	0	35	0	46	692
05:30 PM	34	217	0	0	251	0	0	0	0	0	0	298	1	0	299	15	0	37	0	52	602
05:45 PM	44	240	0	0	284	0	0	0	0	0	0	285	11	0	296	4	0	42	0	46	626
Total Volume	167	1025	0	0	1192	0	0	0	0	0	0	1148	16	0	1164	41	0	167	0	208	2564
% App. Total	14	86	0	0		0	0	0	0		0	98.6	1.4	0		19.7	0	80.3	0		
PHF	.908	.881	.000	.000	.892	.000	.000	.000	.000	.000	.000	.926	.364	.000	.933	.683	.000	.788	.000	.813	.926



Quality Counts, LLC

920 Blairhill Rd, STE B106
Charlotte, NC 28217

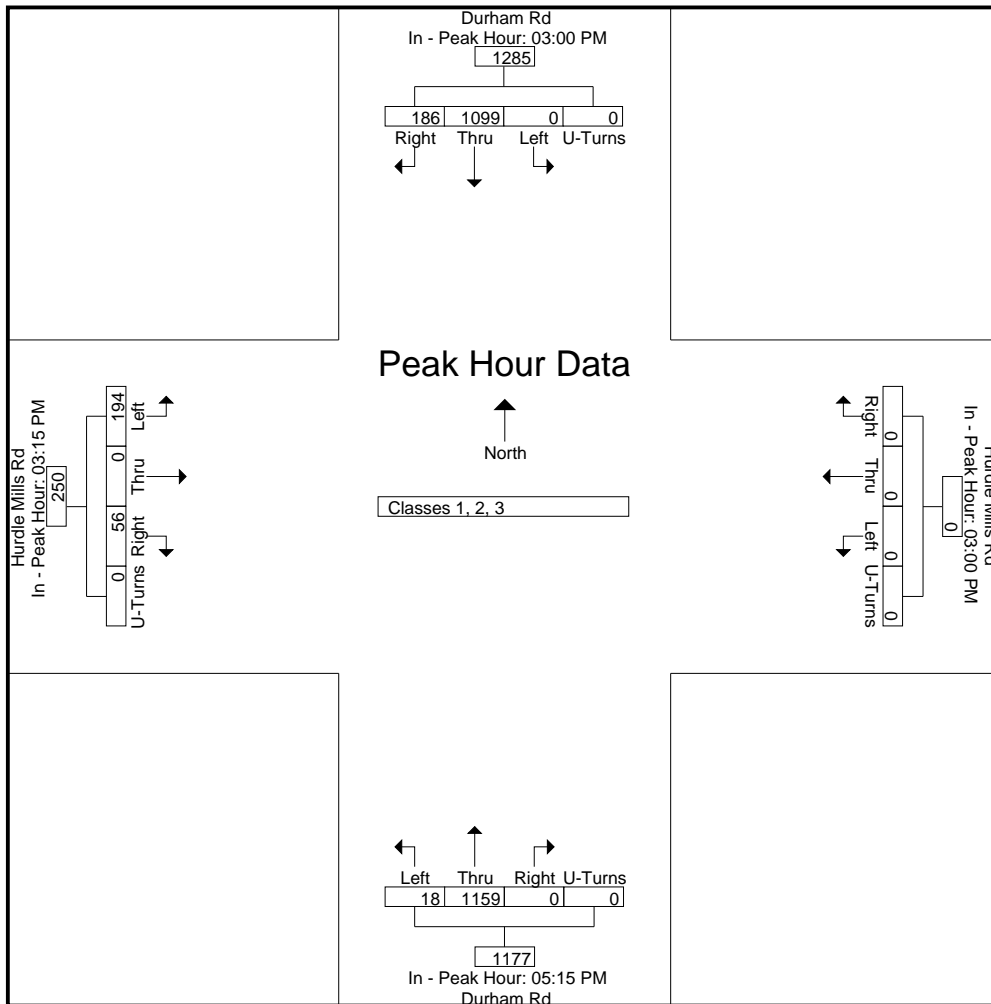
File Name : 14473005 - Durham Rd & Hurdle Mills Rd
Site Code : 14473005
Start Date : 8/30/2017
Page No : 8

Start Time	Durham Rd Southbound					Hurdle Mills Rd Westbound					Durham Rd Northbound					Hurdle Mills Rd Eastbound					Int. Total
	Rig ht	Thr u	Left	U-Turns	App. Total	Right	Thr u	Left	U-Turns	App. Total	Right	Thr u	Left	U-Turns	App. Total	Right	Thr u	Left	U-Turns	App. Total	

Peak Hour Analysis From 03:00 PM to 06:45 PM - Peak 1 of 1

Peak Hour for Each Approach Begins at:

	03:00 PM					03:00 PM					05:15 PM					03:15 PM				
+0 mins.	50	257	0	0	307	0	0	0	0	0	0	310	2	0	312	17	0	59	0	76
+15 mins.	51	289	0	0	340	0	0	0	0	0	0	298	1	0	299	16	0	50	0	66
+30 mins.	45	269	0	0	314	0	0	0	0	0	0	285	11	0	296	11	0	39	0	50
+45 mins.	40	284	0	0	324	0	0	0	0	0	0	266	4	0	270	12	0	46	0	58
Total Volume	186	1099	0	0	1285	0	0	0	0	0	0	1159	18	0	1177	56	0	194	0	250
% App. Total	14.5	85.5	0	0		0	0	0	0	0	0	98.5	1.5	0		22.4	0	77.6	0	
PHF	.912	.951	.000	.000	.945	.000	.000	.000	.000	.000	.000	.935	.409	.000	.943	.824	.000	.822	.000	.822



Quality Counts, LLC

920 Blairhill Rd, STE B106
Charlotte, NC 28217

File Name : 14473005 - Durham Rd & Hurdle Mills Rd

Site Code : 14473005

Start Date : 8/30/2017

Page No : 1

Groups Printed- Classes 4, 5, 6, 7

Start Time	Durham Rd Southbound					Hurdle Mills Rd Westbound					Durham Rd Northbound					Hurdle Mills Rd Eastbound					Int. Total	
	Right	Thru	Left	U-Turns	App. Total	Right	Thru	Left	U-Turns	App. Total	Right	Thru	Left	U-Turns	App. Total	Right	Thru	Left	U-Turns	App. Total		
06:00 AM	0	4	0	0	4	0	0	0	0	0	0	0	0	0	0	0	0	0	0	0	0	4
06:15 AM	1	5	0	0	6	0	0	0	0	0	0	2	0	0	2	0	0	0	0	0	0	8
06:30 AM	0	6	0	0	6	0	0	0	0	0	0	2	0	0	2	0	0	0	0	0	0	8
06:45 AM	0	5	0	0	5	0	0	0	0	0	0	4	0	0	4	0	0	0	0	0	0	9
Total	1	20	0	0	21	0	0	0	0	0	0	8	0	0	8	0	0	0	0	0	0	29
07:00 AM	0	7	0	0	7	0	0	0	0	0	0	5	0	0	5	1	0	1	0	2	14	
07:15 AM	0	13	0	0	13	0	0	0	0	0	0	13	0	0	13	0	0	1	0	1	27	
07:30 AM	2	10	0	0	12	0	0	0	0	0	0	3	4	0	7	0	0	9	0	9	28	
07:45 AM	4	9	0	0	13	0	0	0	0	0	0	11	2	0	13	0	0	7	0	7	33	
Total	6	39	0	0	45	0	0	0	0	0	0	32	6	0	38	1	0	18	0	19	102	
08:00 AM	3	9	0	0	12	0	0	0	0	0	0	10	1	0	11	1	0	1	0	2	25	
08:15 AM	0	10	0	0	10	0	0	0	0	0	0	7	0	0	7	0	0	0	0	0	17	
08:30 AM	0	11	0	0	11	0	0	0	0	0	0	7	1	0	8	0	0	3	0	3	22	
08:45 AM	0	9	0	0	9	0	0	0	0	0	0	4	0	0	4	1	0	1	0	2	15	
Total	3	39	0	0	42	0	0	0	0	0	0	28	2	0	30	2	0	5	0	7	79	
09:00 AM	1	7	0	0	8	0	0	0	0	0	0	7	3	0	10	4	0	0	0	4	22	
09:15 AM	1	8	0	0	9	0	0	0	0	0	0	10	0	0	10	0	0	1	0	1	20	
09:30 AM	1	8	0	0	9	0	0	0	0	0	0	5	1	0	6	0	0	0	0	0	15	
09:45 AM	0	2	0	0	2	0	0	0	0	0	0	9	1	0	10	0	0	0	0	0	12	
Total	3	25	0	0	28	0	0	0	0	0	0	31	5	0	36	4	0	1	0	5	69	
10:00 AM	0	2	0	0	2	0	0	0	0	0	0	5	0	0	5	1	0	1	0	2	9	
10:15 AM	0	13	0	0	13	0	0	0	0	0	0	7	0	0	7	0	0	1	0	1	21	
10:30 AM	1	5	0	0	6	0	0	0	0	0	0	8	0	0	8	1	0	0	0	1	15	
10:45 AM	0	6	0	0	6	0	0	0	0	0	0	2	0	0	2	0	0	0	0	0	8	
Total	1	26	0	0	27	0	0	0	0	0	0	22	0	0	22	2	0	2	0	4	53	
11:00 AM	0	7	0	0	7	0	0	0	0	0	0	4	0	0	4	0	0	0	0	0	11	
11:15 AM	0	8	0	0	8	0	0	0	0	0	0	10	0	0	10	0	0	1	0	1	19	
11:30 AM	0	6	0	0	6	0	0	0	0	0	0	6	0	0	6	0	0	0	0	0	12	
11:45 AM	0	7	0	0	7	0	0	0	0	0	0	4	0	0	4	0	0	0	0	0	11	
Total	0	28	0	0	28	0	0	0	0	0	0	24	0	0	24	0	0	1	0	1	53	
12:00 PM	0	2	0	0	2	0	0	0	0	0	0	2	0	0	2	0	0	0	0	0	4	
12:15 PM	0	6	0	0	6	0	0	0	0	0	0	4	0	0	4	1	0	1	0	2	12	
12:30 PM	0	8	0	0	8	0	0	0	0	0	0	3	0	0	3	0	0	0	0	0	11	
12:45 PM	0	5	0	0	5	0	0	0	0	0	0	5	0	0	5	0	0	0	0	0	10	
Total	0	21	0	0	21	0	0	0	0	0	0	14	0	0	14	1	0	1	0	2	37	
01:00 PM	0	6	0	0	6	0	0	0	0	0	0	7	0	0	7	0	0	0	0	0	13	
01:15 PM	1	4	0	0	5	0	0	0	0	0	0	7	0	0	7	0	0	0	0	0	12	
01:30 PM	3	4	0	0	7	0	0	0	0	0	0	5	0	0	5	0	0	0	0	0	12	
01:45 PM	1	6	0	0	7	0	0	0	0	0	0	4	0	0	4	0	0	0	0	0	11	
Total	5	20	0	0	25	0	0	0	0	0	0	23	0	0	23	0	0	0	0	0	48	
02:00 PM	0	3	0	0	3	0	0	0	0	0	0	4	0	0	4	1	0	0	0	1	8	
02:15 PM	0	5	0	0	5	0	0	0	0	0	0	3	0	0	3	0	0	0	0	0	8	
02:30 PM	0	7	0	0	7	0	0	0	0	0	0	12	0	0	12	0	0	0	0	0	19	
02:45 PM	0	10	0	0	10	0	0	0	0	0	0	5	1	0	6	0	0	4	0	4	20	
Total	0	25	0	0	25	0	0	0	0	0	0	24	1	0	25	1	0	4	0	5	55	
03:00 PM	8	7	0	0	15	0	0	0	0	0	0	4	1	0	5	1	0	1	0	2	22	
03:15 PM	10	10	0	0	20	0	0	0	0	0	0	6	0	0	6	3	0	4	0	7	33	
03:30 PM	0	4	0	0	4	0	0	0	0	0	0	10	0	0	10	6	0	2	0	8	22	
03:45 PM	0	8	0	0	8	0	0	0	0	0	0	10	1	0	11	0	0	3	0	3	22	
Total	18	29	0	0	47	0	0	0	0	0	0	30	2	0	32	10	0	10	0	20	99	

Quality Counts, LLC

920 Blairhill Rd, STE B106
Charlotte, NC 28217

File Name : 14473005 - Durham Rd & Hurdle Mills Rd

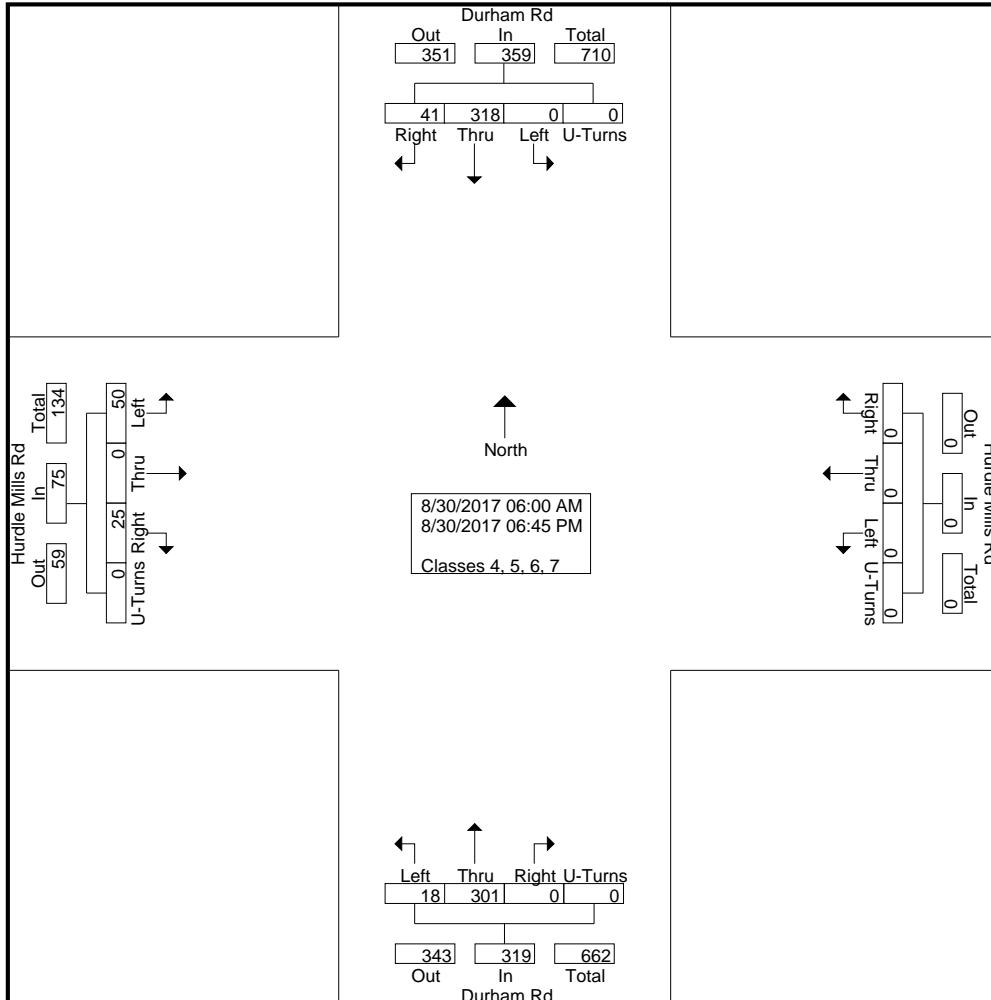
Site Code : 14473005

Start Date : 8/30/2017

Page No : 2

Groups Printed- Classes 4, 5, 6, 7

Start Time	Durham Rd Southbound					Hurdle Mills Rd Westbound					Durham Rd Northbound					Hurdle Mills Rd Eastbound					Int. Total
	Right	Thru	Left	U-Turns	App. Total	Right	Thru	Left	U-Turns	App. Total	Right	Thru	Left	U-Turns	App. Total	Right	Thru	Left	U-Turns	App. Total	
04:00 PM	2	3	0	0	5	0	0	0	0	0	0	9	0	0	9	2	0	0	0	2	16
04:15 PM	1	6	0	0	7	0	0	0	0	0	0	7	0	0	7	1	0	0	0	1	15
04:30 PM	0	5	0	0	5	0	0	0	0	0	0	11	0	0	11	0	0	1	0	1	17
04:45 PM	0	3	0	0	3	0	0	0	0	0	0	9	0	0	9	0	0	1	0	1	13
Total	3	17	0	0	20	0	0	0	0	0	0	36	0	0	36	3	0	2	0	5	61
05:00 PM	0	6	0	0	6	0	0	0	0	0	0	4	0	0	4	0	0	1	0	1	11
05:15 PM	1	3	0	0	4	0	0	0	0	0	0	5	2	0	7	0	0	1	0	1	12
05:30 PM	0	5	0	0	5	0	0	0	0	0	0	4	0	0	4	0	0	2	0	2	11
05:45 PM	0	4	0	0	4	0	0	0	0	0	0	5	0	0	5	1	0	1	0	2	11
Total	1	18	0	0	19	0	0	0	0	0	0	18	2	0	20	1	0	5	0	6	45
06:00 PM	0	4	0	0	4	0	0	0	0	0	0	5	0	0	5	0	0	0	0	0	9
06:15 PM	0	1	0	0	1	0	0	0	0	0	0	3	0	0	3	0	0	1	0	1	5
06:30 PM	0	4	0	0	4	0	0	0	0	0	0	3	0	0	3	0	0	0	0	0	7
06:45 PM	0	2	0	0	2	0	0	0	0	0	0	0	0	0	0	0	0	0	0	0	2
Total	0	11	0	0	11	0	0	0	0	0	0	11	0	0	11	0	0	1	0	1	23
Grand Total	41	318	0	0	359	0	0	0	0	0	0	301	18	0	319	25	0	50	0	75	753
Apprch %	11.4	88.6	0	0		0	0	0	0		0	94.4	5.6	0		33.3	0	66.7	0		
Total %	5.4	42.2	0	0	47.7	0	0	0	0		0	40	2.4	0	42.4	3.3	0	6.6	0	10	

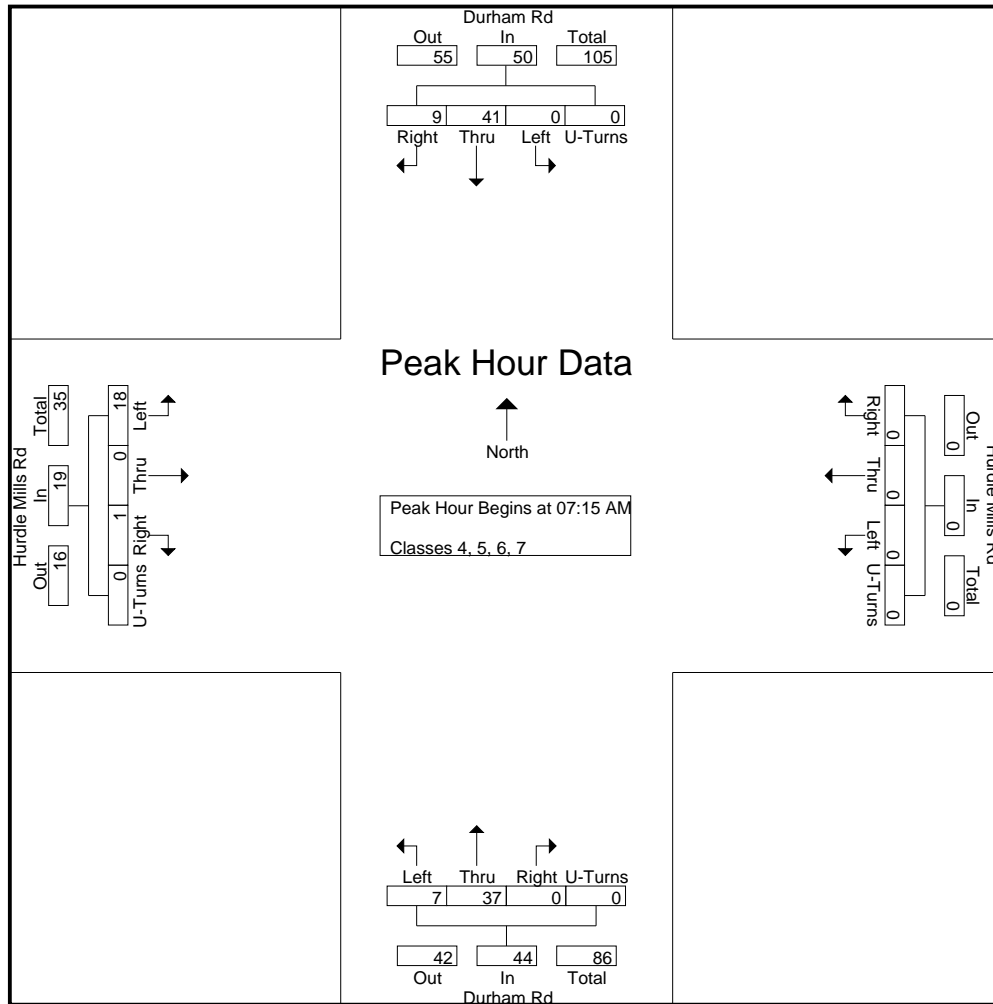


Quality Counts, LLC

920 Blairhill Rd, STE B106
Charlotte, NC 28217

File Name : 14473005 - Durham Rd & Hurdle Mills Rd
Site Code : 14473005
Start Date : 8/30/2017
Page No : 3

Start Time	Durham Rd Southbound					Hurdle Mills Rd Westbound					Durham Rd Northbound					Hurdle Mills Rd Eastbound					Int. Total
	Right	Thru	Left	U-Turns	App. Total	Right	Thru	Left	U-Turns	App. Total	Right	Thru	Left	U-Turns	App. Total	Right	Thru	Left	U-Turns	App. Total	
Peak Hour Analysis From 06:00 AM to 09:45 AM - Peak 1 of 1																					
Peak Hour for Entire Intersection Begins at 07:15 AM																					
07:15 AM	0	13	0	0	13	0	0	0	0	0	0	13	0	0	13	0	0	1	0	1	27
07:30 AM	2	10	0	0	12	0	0	0	0	0	0	3	4	0	7	0	0	9	0	9	28
07:45 AM	4	9	0	0	13	0	0	0	0	0	0	11	2	0	13	0	0	7	0	7	33
08:00 AM	3	9	0	0	12	0	0	0	0	0	0	10	1	0	11	1	0	1	0	2	25
Total Volume	9	41	0	0	50	0	0	0	0	0	0	37	7	0	44	1	0	18	0	19	113
% App. Total	18	82	0	0		0	0	0	0		0	84.1	15.9	0		5.3	0	94.7	0		
PHF	.563	.788	.000	.000	.962	.000	.000	.000	.000	.000	.000	.712	.438	.000	.846	.250	.000	.500	.000	.528	.856



Quality Counts, LLC

920 Blairhill Rd, STE B106
Charlotte, NC 28217

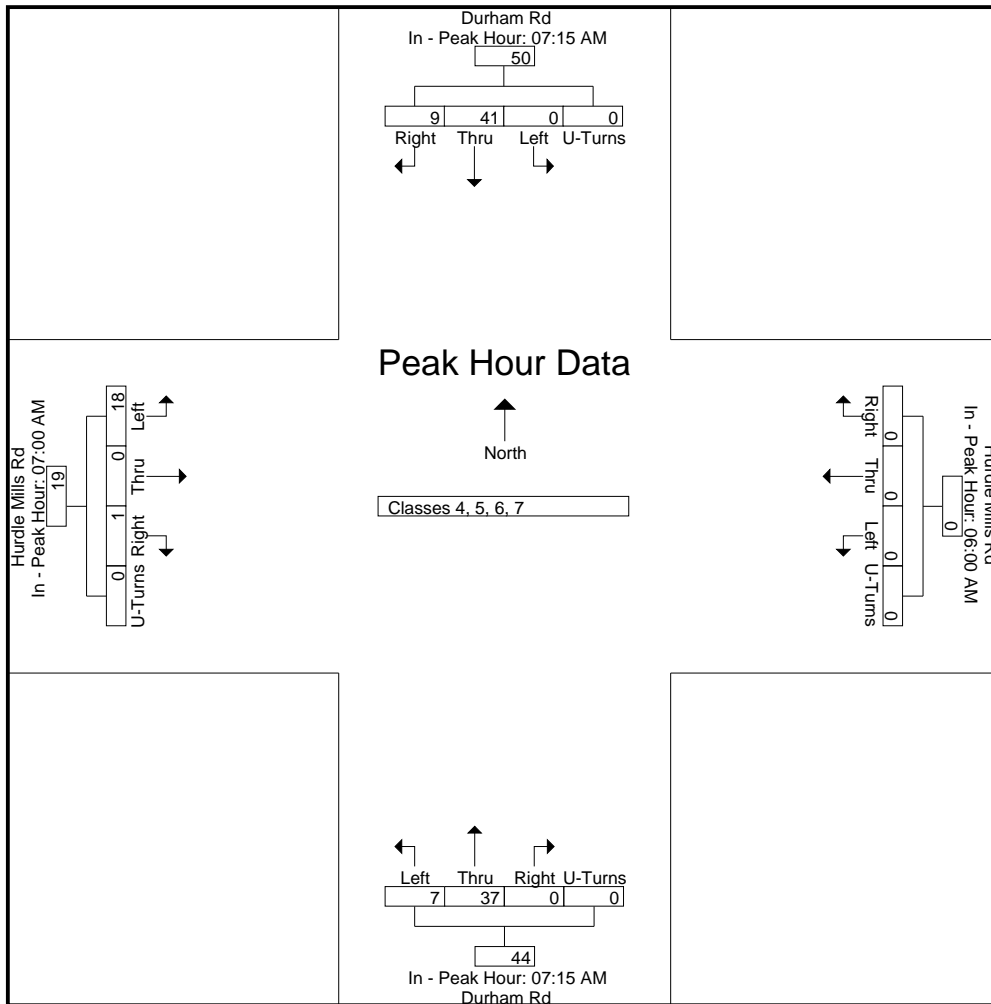
File Name : 14473005 - Durham Rd & Hurdle Mills Rd
Site Code : 14473005
Start Date : 8/30/2017
Page No : 4

Start Time	Durham Rd Southbound					Hurdle Mills Rd Westbound					Durham Rd Northbound					Hurdle Mills Rd Eastbound					Int. Total
	Right	Thru	Left	U-Turns	App. Total	Right	Thru	Left	U-Turns	App. Total	Right	Thru	Left	U-Turns	App. Total	Right	Thru	Left	U-Turns	App. Total	

Peak Hour Analysis From 06:00 AM to 09:45 AM - Peak 1 of 1

Peak Hour for Each Approach at:

	07:15 AM					06:00 AM					07:15 AM					07:00 AM				
+0 mins.	0	13	0	0	13	0	0	0	0	0	0	13	0	0	13	1	0	1	0	2
+15 mins.	2	10	0	0	12	0	0	0	0	0	0	3	4	0	7	0	0	1	0	1
+30 mins.	4	9	0	0	13	0	0	0	0	0	0	11	2	0	13	0	0	9	0	9
+45 mins.	3	9	0	0	12	0	0	0	0	0	0	10	1	0	11	0	0	7	0	7
Total Volume	9	41	0	0	50	0	0	0	0	0	0	37	7	0	44	1	0	18	0	19
% App. Total	18	82	0	0		0	0	0	0		0	84.1	15.9	0		5.3	0	94.7	0	
PHF	.563	.788	.000	.000	.962	.000	.000	.000	.000	.000	.000	.712	.438	.000	.846	.250	.000	.500	.000	.528



Quality Counts, LLC

920 Blairhill Rd, STE B106
Charlotte, NC 28217

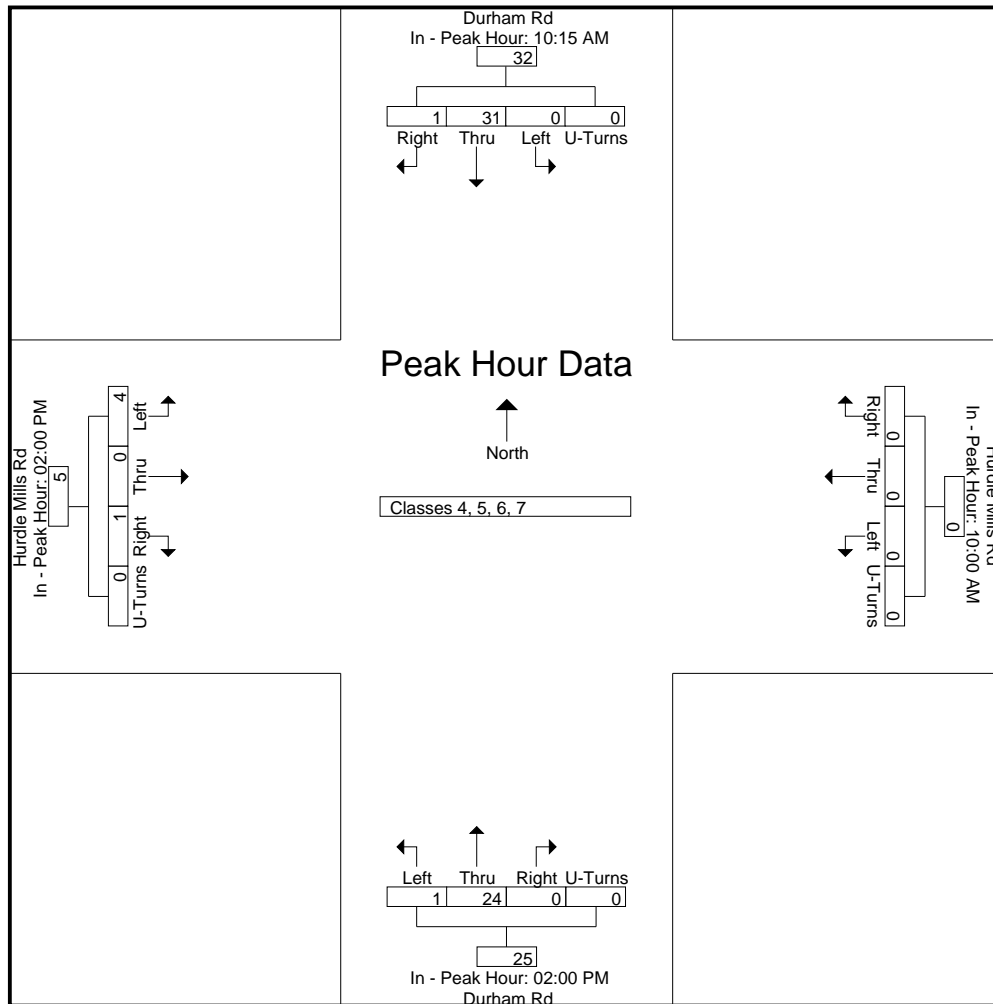
File Name : 14473005 - Durham Rd & Hurdle Mills Rd
Site Code : 14473005
Start Date : 8/30/2017
Page No : 6

Start Time	Durham Rd Southbound					Hurdle Mills Rd Westbound					Durham Rd Northbound					Hurdle Mills Rd Eastbound					Int. Total
	Right	Thru	Left	U-Turns	App. Total	Right	Thru	Left	U-Turns	App. Total	Right	Thru	Left	U-Turns	App. Total	Right	Thru	Left	U-Turns	App. Total	

Peak Hour Analysis From 10:00 AM to 02:45 PM - Peak 1 of 1

Peak Hour for Each Approach Begins at:

	10:15 AM					10:00 AM					02:00 PM					02:00 PM				
+0 mins.	0	13	0	0	13	0	0	0	0	0	0	4	0	0	4	1	0	0	0	1
+15 mins.	1	5	0	0	6	0	0	0	0	0	0	3	0	0	3	0	0	0	0	0
+30 mins.	0	6	0	0	6	0	0	0	0	0	0	12	0	0	12	0	0	0	0	0
+45 mins.	0	7	0	0	7	0	0	0	0	0	0	5	1	0	6	0	0	4	0	4
Total Volume	1	31	0	0	32	0	0	0	0	0	0	24	1	0	25	1	0	4	0	5
% App. Total	3.1	96.9	0	0		0	0	0	0		0	96	4	0		20	0	80	0	
PHF	.250	.596	.000	.000	.615	.000	.000	.000	.000	.000	.000	.500	.250	.000	.521	.250	.000	.250	.000	.313

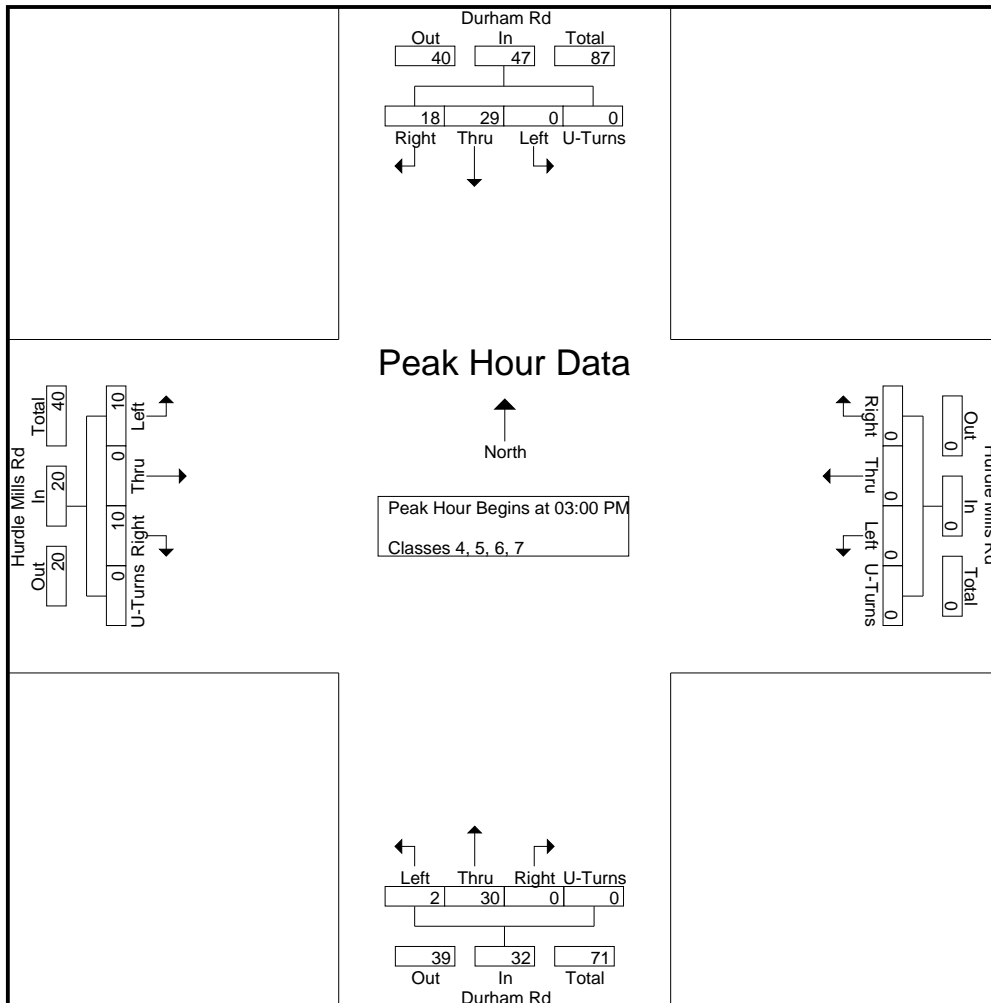


Quality Counts, LLC

920 Blairhill Rd, STE B106
Charlotte, NC 28217

File Name : 14473005 - Durham Rd & Hurdle Mills Rd
Site Code : 14473005
Start Date : 8/30/2017
Page No : 7

Start Time	Durham Rd Southbound					Hurdle Mills Rd Westbound					Durham Rd Northbound					Hurdle Mills Rd Eastbound					Int. Total
	Right	Thru	Left	U-Turns	App. Total	Right	Thru	Left	U-Turns	App. Total	Right	Thru	Left	U-Turns	App. Total	Right	Thru	Left	U-Turns	App. Total	
Peak Hour Analysis From 03:00 PM to 06:45 PM - Peak 1 of 1																					
Peak Hour for Entire Intersection Begins at 03:00 PM																					
03:00 PM	8	7	0	0	15	0	0	0	0	0	0	4	1	0	5	1	0	1	0	2	22
03:15 PM	10	10	0	0	20	0	0	0	0	0	0	6	0	0	6	3	0	4	0	7	33
03:30 PM	0	4	0	0	4	0	0	0	0	0	0	10	0	0	10	6	0	2	0	8	22
03:45 PM	0	8	0	0	8	0	0	0	0	0	0	10	1	0	11	0	0	3	0	3	22
Total Volume	18	29	0	0	47	0	0	0	0	0	0	30	2	0	32	10	0	10	0	20	99
% App. Total	38.3	61.7	0	0		0	0	0	0		0	93.8	6.2	0		50	0	50	0		
PHF	.450	.725	.000	.000	.588	.000	.000	.000	.000	.000	.000	.750	.500	.000	.727	.417	.000	.625	.000	.625	.750



Quality Counts, LLC

920 Blairhill Rd, STE B106
Charlotte, NC 28217

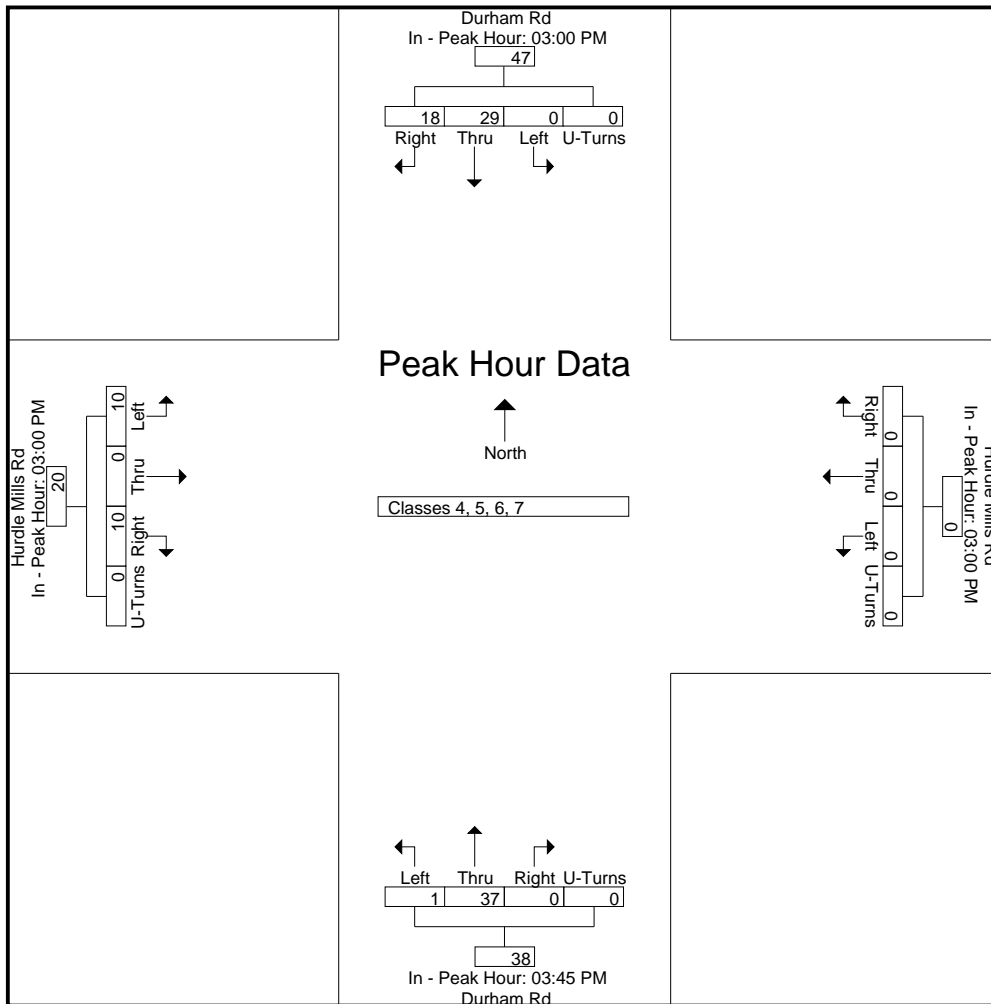
File Name : 14473005 - Durham Rd & Hurdle Mills Rd
Site Code : 14473005
Start Date : 8/30/2017
Page No : 8

Start Time	Durham Rd Southbound					Hurdle Mills Rd Westbound					Durham Rd Northbound					Hurdle Mills Rd Eastbound					Int. Total
	Right	Thru	Left	U-Turns	App. Total	Right	Thru	Left	U-Turns	App. Total	Right	Thru	Left	U-Turns	App. Total	Right	Thru	Left	U-Turns	App. Total	

Peak Hour Analysis From 03:00 PM to 06:45 PM - Peak 1 of 1

Peak Hour for Each Approach Begins at:

	03:00 PM					03:00 PM					03:45 PM					03:00 PM				
+0 mins.	8	7	0	0	15	0	0	0	0	0	0	10	1	0	11	1	0	1	0	2
+15 mins.	10	10	0	0	20	0	0	0	0	0	0	9	0	0	9	3	0	4	0	7
+30 mins.	0	4	0	0	4	0	0	0	0	0	0	7	0	0	7	6	0	2	0	8
+45 mins.	0	8	0	0	8	0	0	0	0	0	0	11	0	0	11	0	0	3	0	3
Total Volume	18	29	0	0	47	0	0	0	0	0	0	37	1	0	38	10	0	10	0	20
% App. Total	38.3	61.7	0	0		0	0	0	0	0	0	97.4	2.6	0		50	0	50	0	
PHF	.450	.725	.000	.000	.588	.000	.000	.000	.000	.000	.000	.841	.250	.000	.864	.417	.000	.625	.000	.625



Quality Counts, LLC

920 Blairhill Rd, STE B106
Charlotte, NC 28217

File Name : 14473005 - Durham Rd & Hurdle Mills Rd

Site Code : 14473005

Start Date : 8/30/2017

Page No : 1

Groups Printed- Classes 8, 9, 10

Start Time	Durham Rd Southbound					Hurdle Mills Rd Westbound					Durham Rd Northbound					Hurdle Mills Rd Eastbound					Int. Total
	Right	Thru	Left	U-Turns	App. Total	Right	Thru	Left	U-Turns	App. Total	Right	Thru	Left	U-Turns	App. Total	Right	Thru	Left	U-Turns	App. Total	
06:00 AM	0	6	0	0	6	0	0	0	0	0	0	7	0	0	7	0	0	0	0	0	13
06:15 AM	0	4	0	0	4	0	0	0	0	0	0	1	0	0	1	0	0	0	0	0	5
06:30 AM	0	3	0	0	3	0	0	0	0	0	0	4	0	0	4	0	0	0	0	0	7
06:45 AM	0	5	0	0	5	0	0	0	0	0	0	4	0	0	4	0	0	0	0	0	9
Total	0	18	0	0	18	0	0	0	0	0	0	16	0	0	16	0	0	0	0	0	34
07:00 AM	0	3	0	0	3	0	0	0	0	0	0	0	0	0	0	0	0	0	0	0	3
07:15 AM	0	5	0	0	5	0	0	0	0	0	0	6	0	0	6	0	0	0	0	0	11
07:30 AM	0	4	0	0	4	0	0	0	0	0	0	4	0	0	4	0	0	0	0	0	8
07:45 AM	1	9	0	0	10	0	0	0	0	0	0	1	0	0	1	0	0	0	0	0	11
Total	1	21	0	0	22	0	0	0	0	0	0	11	0	0	11	0	0	0	0	0	33
08:00 AM	0	5	0	0	5	0	0	0	0	0	0	3	0	0	3	0	0	0	0	0	8
08:15 AM	0	4	0	0	4	0	0	0	0	0	0	5	0	0	5	0	0	0	0	0	9
08:30 AM	0	8	0	0	8	0	0	0	0	0	0	10	0	0	10	0	0	0	0	0	18
08:45 AM	0	4	0	0	4	0	0	0	0	0	0	6	0	0	6	0	0	0	0	0	10
Total	0	21	0	0	21	0	0	0	0	0	0	24	0	0	24	0	0	0	0	0	45
09:00 AM	0	7	0	0	7	0	0	0	0	0	0	6	0	0	6	0	0	0	0	0	13
09:15 AM	0	8	0	0	8	0	0	0	0	0	0	11	0	0	11	0	0	0	0	0	19
09:30 AM	0	8	0	0	8	0	0	0	0	0	0	5	1	0	6	0	0	0	0	0	14
09:45 AM	1	2	0	0	3	0	0	0	0	0	0	8	0	0	8	0	0	0	0	0	11
Total	1	25	0	0	26	0	0	0	0	0	0	30	1	0	31	0	0	0	0	0	57
10:00 AM	0	2	0	0	2	0	0	0	0	0	0	12	0	0	12	0	0	0	0	0	14
10:15 AM	0	13	0	0	13	0	0	0	0	0	0	7	0	0	7	0	0	0	0	0	20
10:30 AM	0	5	0	0	5	0	0	0	0	0	0	3	0	0	3	0	0	0	0	0	8
10:45 AM	0	6	0	0	6	0	0	0	0	0	0	5	0	0	5	0	0	0	0	0	11
Total	0	26	0	0	26	0	0	0	0	0	0	27	0	0	27	0	0	0	0	0	53
11:00 AM	0	6	0	0	6	0	0	0	0	0	0	7	0	0	7	0	0	0	0	0	13
11:15 AM	0	6	0	0	6	0	0	0	0	0	0	8	0	0	8	0	0	0	0	0	14
11:30 AM	0	7	0	0	7	0	0	0	0	0	0	8	0	0	8	0	0	0	0	0	15
11:45 AM	0	0	0	0	0	0	0	0	0	0	0	7	0	0	7	0	0	0	0	0	7
Total	0	19	0	0	19	0	0	0	0	0	0	30	0	0	30	0	0	0	0	0	49
12:00 PM	0	4	0	0	4	0	0	0	0	0	0	3	0	0	3	0	0	0	0	0	7
12:15 PM	0	2	0	0	2	0	0	0	0	0	0	5	0	0	5	0	0	2	0	2	9
12:30 PM	0	6	0	0	6	0	0	0	0	0	0	7	0	0	7	0	0	1	0	1	14
12:45 PM	0	6	0	0	6	0	0	0	0	0	0	10	0	0	10	0	0	0	0	0	16
Total	0	18	0	0	18	0	0	0	0	0	0	25	0	0	25	0	0	3	0	3	46
01:00 PM	0	2	0	0	2	0	0	0	0	0	0	5	0	0	5	0	0	2	0	2	9
01:15 PM	0	4	0	0	4	0	0	0	0	0	0	3	0	0	3	0	0	0	0	0	7
01:30 PM	0	6	0	0	6	0	0	0	0	0	0	10	0	0	10	0	0	0	0	0	16
01:45 PM	0	4	0	0	4	0	0	0	0	0	0	7	0	0	7	0	0	0	0	0	11
Total	0	16	0	0	16	0	0	0	0	0	0	25	0	0	25	0	0	2	0	2	43
02:00 PM	0	1	0	0	1	0	0	0	0	0	0	6	0	0	6	0	0	1	0	1	8
02:15 PM	0	10	0	0	10	0	0	0	0	0	0	2	0	0	2	0	0	0	0	0	12
02:30 PM	2	3	0	0	5	0	0	0	0	0	0	4	0	0	4	0	0	0	0	0	9
02:45 PM	0	6	0	0	6	0	0	0	0	0	0	5	0	0	5	0	0	0	0	0	11
Total	2	20	0	0	22	0	0	0	0	0	0	17	0	0	17	0	0	1	0	1	40
03:00 PM	0	4	0	0	4	0	0	0	0	0	0	2	0	0	2	0	0	0	0	0	6
03:15 PM	0	3	0	0	3	0	0	0	0	0	0	7	0	0	7	0	0	0	0	0	10
03:30 PM	0	1	0	0	1	0	0	0	0	0	0	7	0	0	7	0	0	0	0	0	8
03:45 PM	0	4	0	0	4	0	0	0	0	0	0	3	1	0	4	0	0	0	0	0	8
Total	0	12	0	0	12	0	0	0	0	0	0	19	1	0	20	0	0	0	0	0	32

Quality Counts, LLC

920 Blairhill Rd, STE B106
Charlotte, NC 28217

File Name : 14473005 - Durham Rd & Hurdle Mills Rd

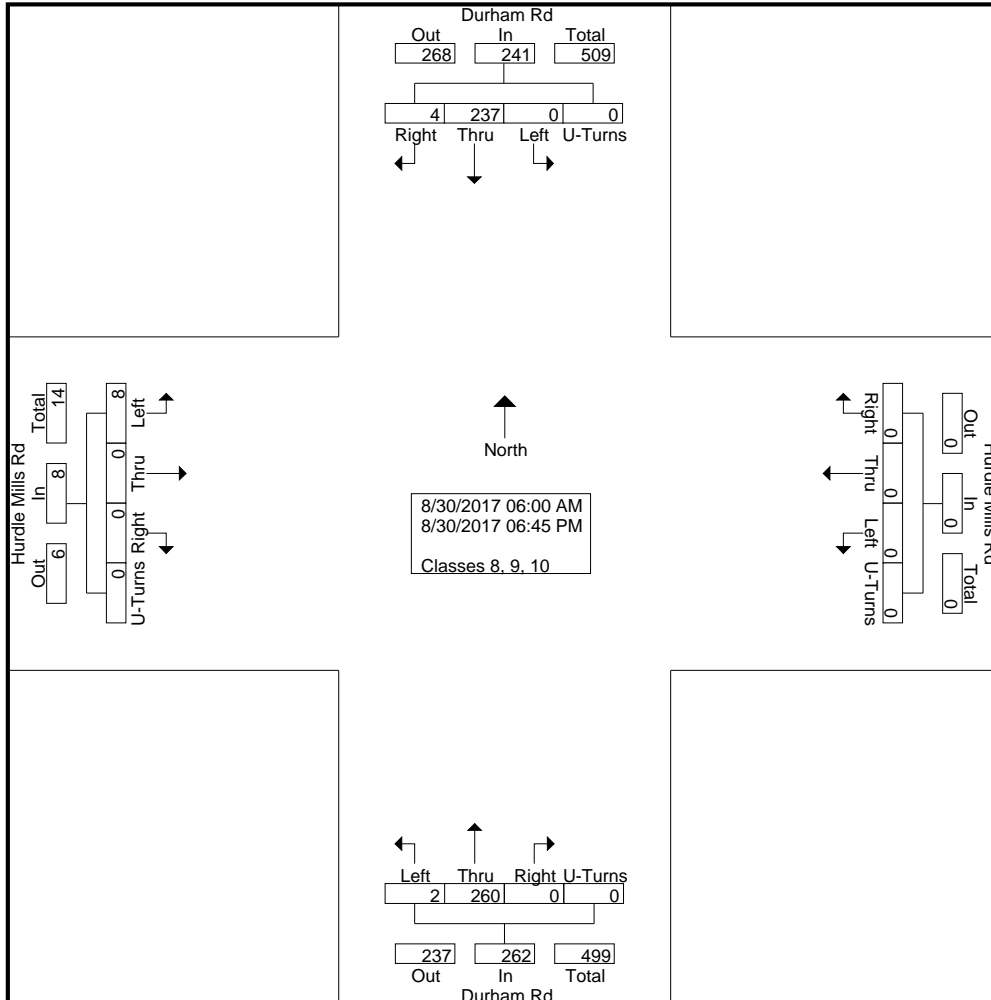
Site Code : 14473005

Start Date : 8/30/2017

Page No : 2

Groups Printed- Classes 8, 9, 10

Start Time	Durham Rd Southbound					Hurdle Mills Rd Westbound					Durham Rd Northbound					Hurdle Mills Rd Eastbound					Int. Total					
	Right	Thru	Left	U-Turns	App. Total	Right	Thru	Left	U-Turns	App. Total	Right	Thru	Left	U-Turns	App. Total	Right	Thru	Left	U-Turns	App. Total						
04:00 PM	0	3	0	0	3	0	0	0	0	0	0	2	0	0	2	0	0	0	0	0	0	0	0	0	0	5
04:15 PM	0	2	0	0	2	0	0	0	0	0	0	11	0	0	11	0	0	0	0	0	0	0	0	0	0	13
04:30 PM	0	5	0	0	5	0	0	0	0	0	0	3	0	0	3	0	0	0	0	0	0	0	0	0	0	8
04:45 PM	0	5	0	0	5	0	0	0	0	0	0	5	0	0	5	0	0	0	0	0	0	0	0	0	0	10
Total	0	15	0	0	15	0	0	0	0	0	0	21	0	0	21	0	0	0	0	0	0	0	0	0	0	36
05:00 PM	0	6	0	0	6	0	0	0	0	0	0	2	0	0	2	0	0	1	0	1	0	0	0	0	1	9
05:15 PM	0	4	0	0	4	0	0	0	0	0	0	3	0	0	3	0	0	0	0	0	0	0	0	0	0	7
05:30 PM	0	7	0	0	7	0	0	0	0	0	0	4	0	0	4	0	0	0	0	0	0	0	0	0	0	11
05:45 PM	0	0	0	0	0	0	0	0	0	0	0	1	0	0	1	0	0	1	0	1	0	0	0	0	1	2
Total	0	17	0	0	17	0	0	0	0	0	0	10	0	0	10	0	0	2	0	2	0	0	0	0	2	29
06:00 PM	0	2	0	0	2	0	0	0	0	0	0	1	0	0	1	0	0	0	0	0	0	0	0	0	0	3
06:15 PM	0	2	0	0	2	0	0	0	0	0	0	0	0	0	0	0	0	0	0	0	0	0	0	0	0	2
06:30 PM	0	3	0	0	3	0	0	0	0	0	0	2	0	0	2	0	0	0	0	0	0	0	0	0	0	5
06:45 PM	0	2	0	0	2	0	0	0	0	0	0	2	0	0	2	0	0	0	0	0	0	0	0	0	0	4
Total	0	9	0	0	9	0	0	0	0	0	0	5	0	0	5	0	0	0	0	0	0	0	0	0	0	14
Grand Total	4	237	0	0	241	0	0	0	0	0	0	260	2	0	262	0	0	8	0	8	0	0	0	0	8	511
Apprch %	1.7	98.3	0	0		0	0	0	0		0	99.2	0.8	0		0	0	100	0		0	0	0	0		
Total %	0.8	46.4	0	0	47.2	0	0	0	0	0	0	50.9	0.4	0	51.3	0	0	1.6	0	1.6	0	0	0	0	0	

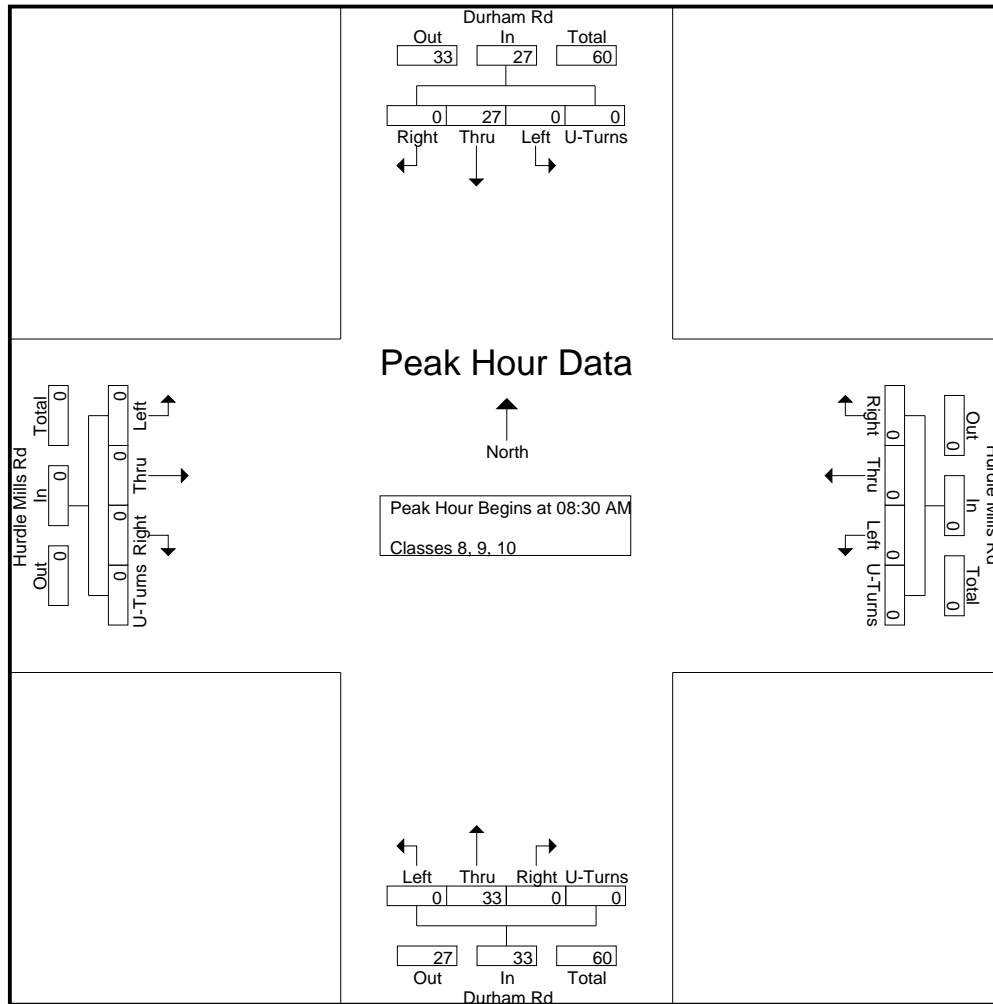


Quality Counts, LLC

920 Blairhill Rd, STE B106
Charlotte, NC 28217

File Name : 14473005 - Durham Rd & Hurdle Mills Rd
Site Code : 14473005
Start Date : 8/30/2017
Page No : 3

Start Time	Durham Rd Southbound					Hurdle Mills Rd Westbound					Durham Rd Northbound					Hurdle Mills Rd Eastbound					Int. Total
	Right	Thru	Left	U-Turns	App. Total	Right	Thru	Left	U-Turns	App. Total	Right	Thru	Left	U-Turns	App. Total	Right	Thru	Left	U-Turns	App. Total	
Peak Hour Analysis From 06:00 AM to 09:45 AM - Peak 1 of 1																					
Peak Hour for Entire Intersection Begins at 08:30 AM																					
08:30 AM	0	8	0	0	8	0	0	0	0	0	0	10	0	0	10	0	0	0	0	0	18
08:45 AM	0	4	0	0	4	0	0	0	0	0	0	6	0	0	6	0	0	0	0	0	10
09:00 AM	0	7	0	0	7	0	0	0	0	0	0	6	0	0	6	0	0	0	0	0	13
09:15 AM	0	8	0	0	8	0	0	0	0	0	0	11	0	0	11	0	0	0	0	0	19
Total Volume	0	27	0	0	27	0	0	0	0	0	0	33	0	0	33	0	0	0	0	0	60
% App. Total	0	100	0	0		0	0	0	0		0	100	0	0		0	0	0	0		
PHF	.000	.844	.000	.000	.844	.000	.000	.000	.000	.000	.000	.750	.000	.000	.750	.000	.000	.000	.000	.000	.789



Quality Counts, LLC

920 Blairhill Rd, STE B106
Charlotte, NC 28217

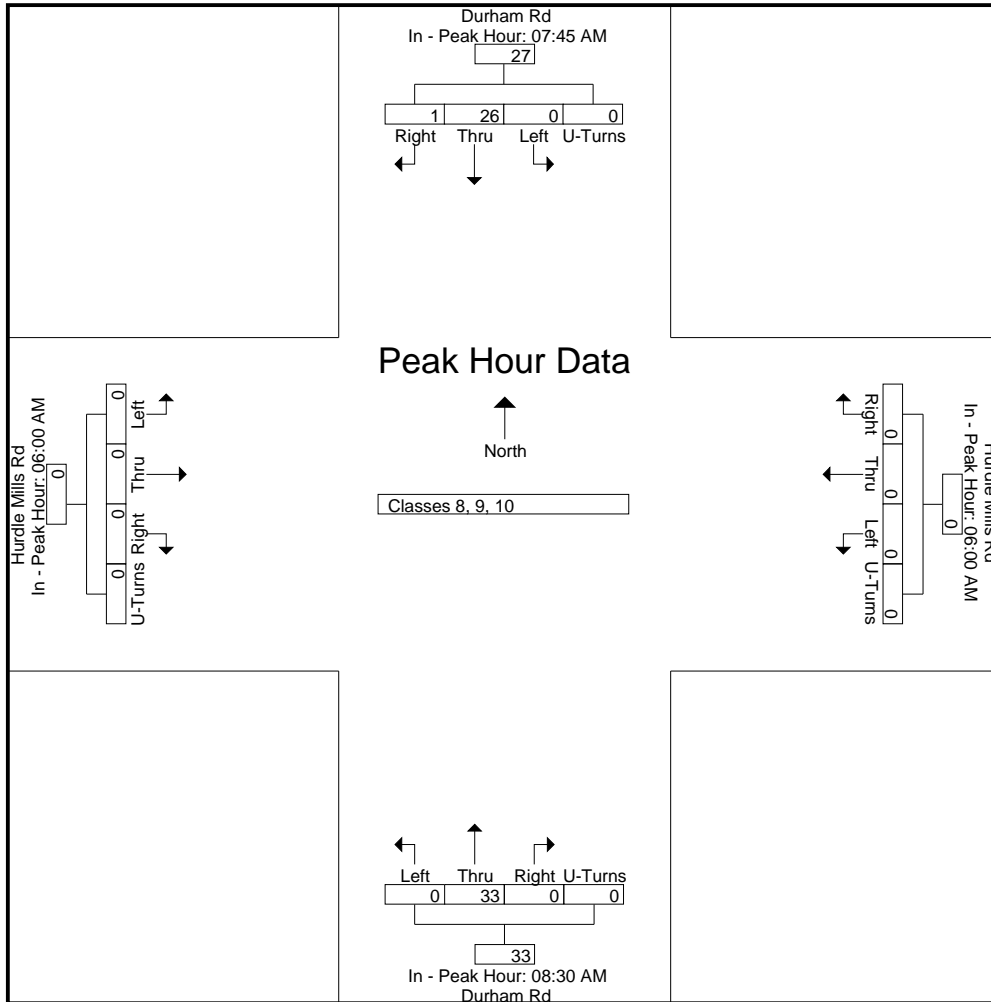
File Name : 14473005 - Durham Rd & Hurdle Mills Rd
Site Code : 14473005
Start Date : 8/30/2017
Page No : 4

Start Time	Durham Rd Southbound					Hurdle Mills Rd Westbound					Durham Rd Northbound					Hurdle Mills Rd Eastbound					Int. Total
	Right	Thru	Left	U-Turns	App. Total	Right	Thru	Left	U-Turns	App. Total	Right	Thru	Left	U-Turns	App. Total	Right	Thru	Left	U-Turns	App. Total	

Peak Hour Analysis From 06:00 AM to 09:45 AM - Peak 1 of 1

Peak Hour for Each Approach Begins at:

	07:45 AM					06:00 AM					08:30 AM					06:00 AM				
+0 mins.	1	9	0	0	10	0	0	0	0	0	0	10	0	0	10	0	0	0	0	0
+15 mins.	0	5	0	0	5	0	0	0	0	0	0	6	0	0	6	0	0	0	0	0
+30 mins.	0	4	0	0	4	0	0	0	0	0	0	6	0	0	6	0	0	0	0	0
+45 mins.	0	8	0	0	8	0	0	0	0	0	0	11	0	0	11	0	0	0	0	0
Total Volume	1	26	0	0	27	0	0	0	0	0	0	33	0	0	33	0	0	0	0	0
% App. Total	3.7	96.3	0	0		0	0	0	0	0	0	100	0	0		0	0	0	0	
PHF	.250	.722	.000	.000	.675	.000	.000	.000	.000	.000	.000	.750	.000	.000	.750	.000	.000	.000	.000	.000



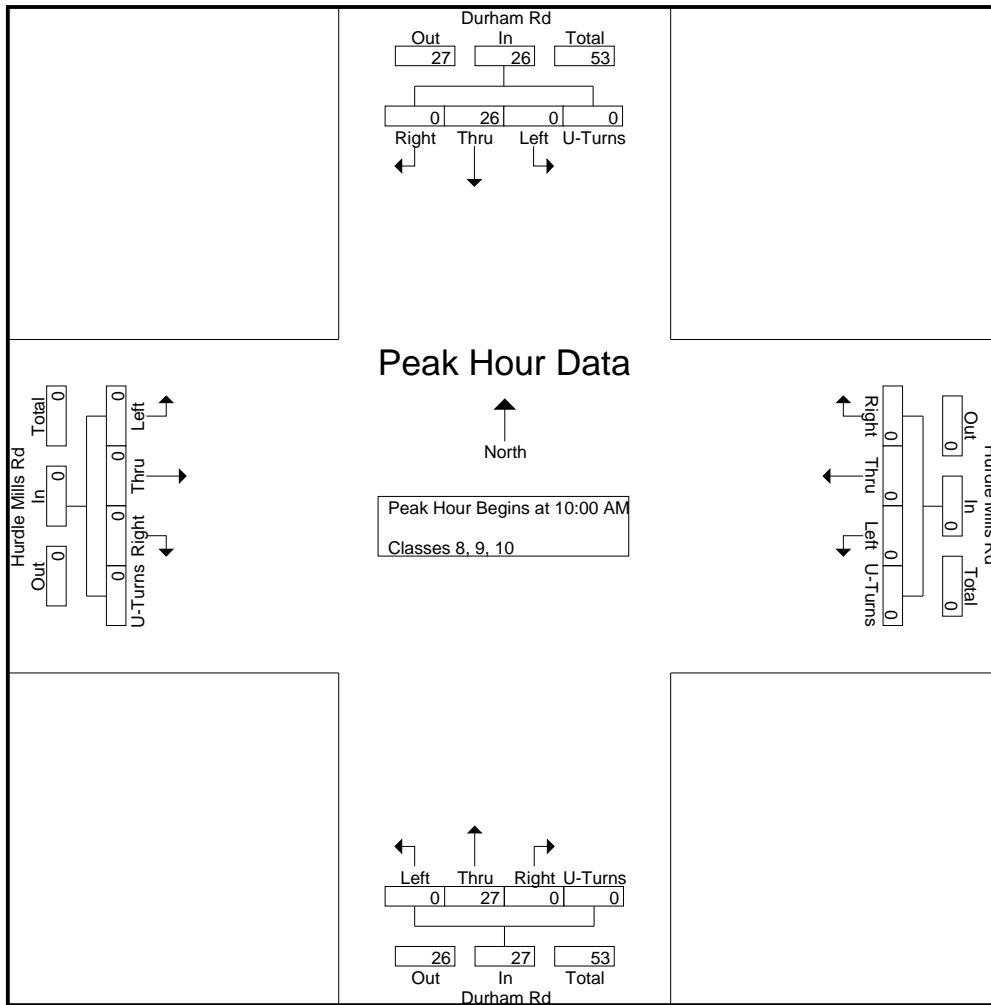
Quality Counts, LLC

920 Blairhill Rd, STE B106
Charlotte, NC 28217

File Name : 14473005 - Durham Rd & Hurdle Mills Rd
Site Code : 14473005
Start Date : 8/30/2017
Page No : 5

Start Time	Durham Rd Southbound					Hurdle Mills Rd Westbound					Durham Rd Northbound					Hurdle Mills Rd Eastbound					Int. Total
	Right	Thru	Left	U-Turns	App. Total	Right	Thru	Left	U-Turns	App. Total	Right	Thru	Left	U-Turns	App. Total	Right	Thru	Left	U-Turns	App. Total	
10:00 AM	0	2	0	0	2	0	0	0	0	0	0	12	0	0	12	0	0	0	0	0	14
10:15 AM	0	13	0	0	13	0	0	0	0	0	0	7	0	0	7	0	0	0	0	0	20
10:30 AM	0	5	0	0	5	0	0	0	0	0	0	3	0	0	3	0	0	0	0	0	8
10:45 AM	0	6	0	0	6	0	0	0	0	0	0	5	0	0	5	0	0	0	0	0	11
Total Volume	0	26	0	0	26	0	0	0	0	0	0	27	0	0	27	0	0	0	0	0	53
% App. Total	0	100	0	0		0	0	0	0		0	100	0	0		0	0	0	0		
PHF	.000	.500	.000	.000	.500	.000	.000	.000	.000	.000	.000	.563	.000	.000	.563	.000	.000	.000	.000	.000	.663

Peak Hour Analysis From 10:00 AM to 02:45 PM - Peak 1 of 1
Peak Hour for Entire Intersection Begins at 10:00 AM



Quality Counts, LLC

920 Blairhill Rd, STE B106
Charlotte, NC 28217

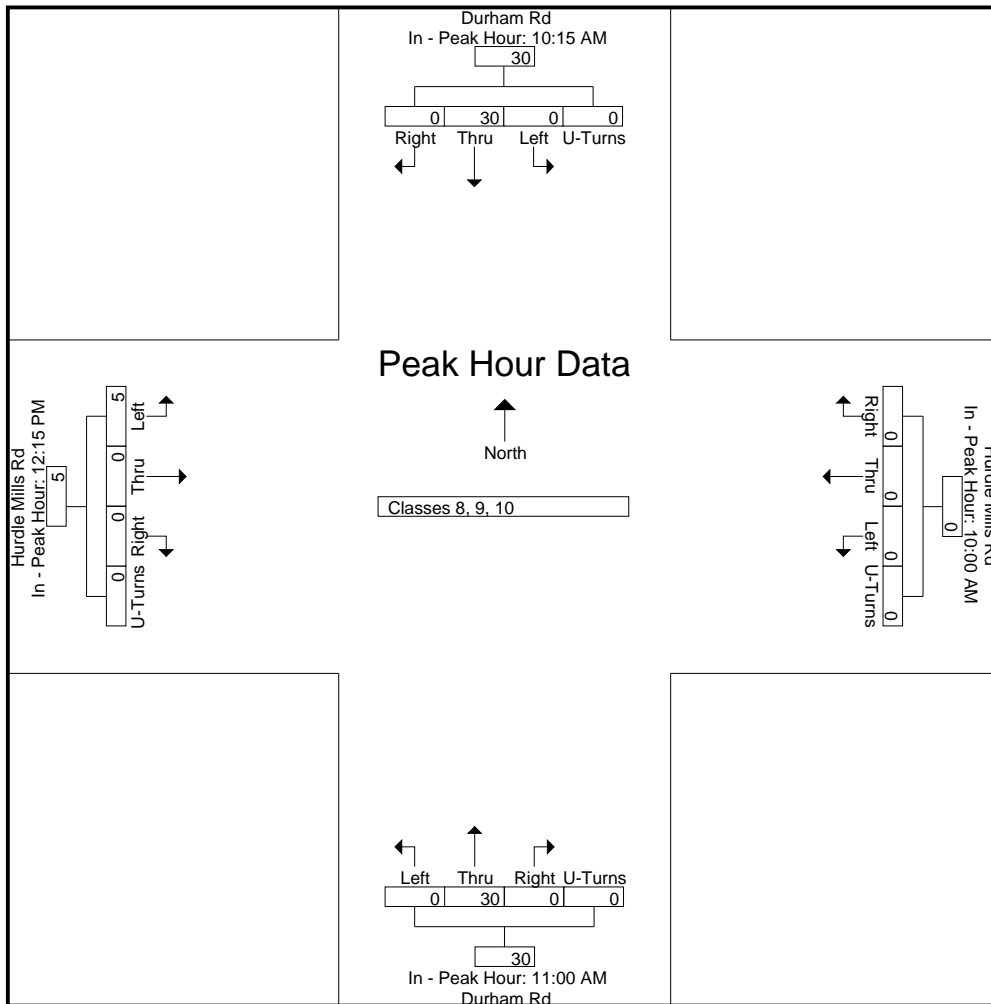
File Name : 14473005 - Durham Rd & Hurdle Mills Rd
Site Code : 14473005
Start Date : 8/30/2017
Page No : 6

Start Time	Durham Rd Southbound					Hurdle Mills Rd Westbound					Durham Rd Northbound					Hurdle Mills Rd Eastbound					Int. Total
	Rig ht	Thr u	Left	U-Turns	App. Total	Right	Thr u	Left	U-Turns	App. Total	Right	Thr u	Left	U-Turns	App. Total	Right	Thr u	Left	U-Turns	App. Total	

Peak Hour Analysis From 10:00 AM to 02:45 PM - Peak 1 of 1

Peak Hour for Each Approach Begins at:

	10:15 AM					10:00 AM					11:00 AM					12:15 PM				
+0 mins.	0	13	0	0	13	0	0	0	0	0	0	7	0	0	7	0	0	2	0	2
+15 mins.	0	5	0	0	5	0	0	0	0	0	0	8	0	0	8	0	0	1	0	1
+30 mins.	0	6	0	0	6	0	0	0	0	0	0	8	0	0	8	0	0	0	0	0
+45 mins.	0	6	0	0	6	0	0	0	0	0	0	7	0	0	7	0	0	2	0	2
Total Volume	0	30	0	0	30	0	0	0	0	0	0	30	0	0	30	0	0	5	0	5
% App. Total	0	100	0	0	0	0	0	0	0	0	0	100	0	0	0	0	0	100	0	0
PHF	.000	.577	.000	.000	.577	.000	.000	.000	.000	.000	.000	.938	.000	.000	.938	.000	.000	.625	.000	.625

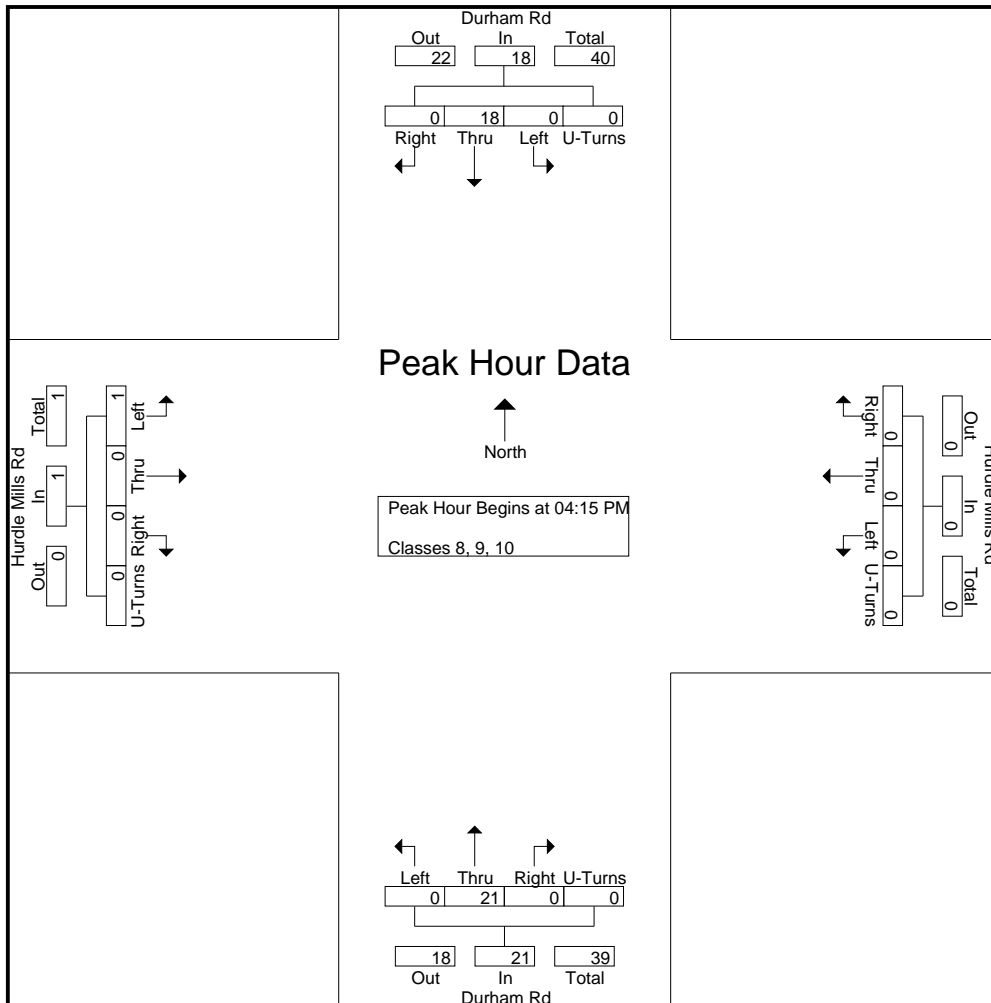


Quality Counts, LLC

920 Blairhill Rd, STE B106
Charlotte, NC 28217

File Name : 14473005 - Durham Rd & Hurdle Mills Rd
Site Code : 14473005
Start Date : 8/30/2017
Page No : 7

Start Time	Durham Rd Southbound					Hurdle Mills Rd Westbound					Durham Rd Northbound					Hurdle Mills Rd Eastbound					Int. Total	
	Right	Thru	Left	U-Turns	App. Total	Right	Thru	Left	U-Turns	App. Total	Right	Thru	Left	U-Turns	App. Total	Right	Thru	Left	U-Turns	App. Total		
Peak Hour Analysis From 03:00 PM to 06:45 PM - Peak 1 of 1																						
Peak Hour for Entire Intersection Begins at 04:15 PM																						
04:15 PM	0	2	0	0	2	0	0	0	0	0	0	11	0	0	11	0	0	0	0	0	0	13
04:30 PM	0	5	0	0	5	0	0	0	0	0	0	3	0	0	3	0	0	0	0	0	0	8
04:45 PM	0	5	0	0	5	0	0	0	0	0	0	5	0	0	5	0	0	0	0	0	0	10
05:00 PM	0	6	0	0	6	0	0	0	0	0	0	2	0	0	2	0	0	1	0	1	1	9
Total Volume	0	18	0	0	18	0	0	0	0	0	0	21	0	0	21	0	0	1	0	1	1	40
% App. Total	0	100	0	0		0	0	0	0		0	100	0	0		0	0	100	0			
PHF	.000	.750	.000	.000	.750	.000	.000	.000	.000	.000	.000	.477	.000	.000	.477	.000	.000	.250	.000	.250		.769



Quality Counts, LLC

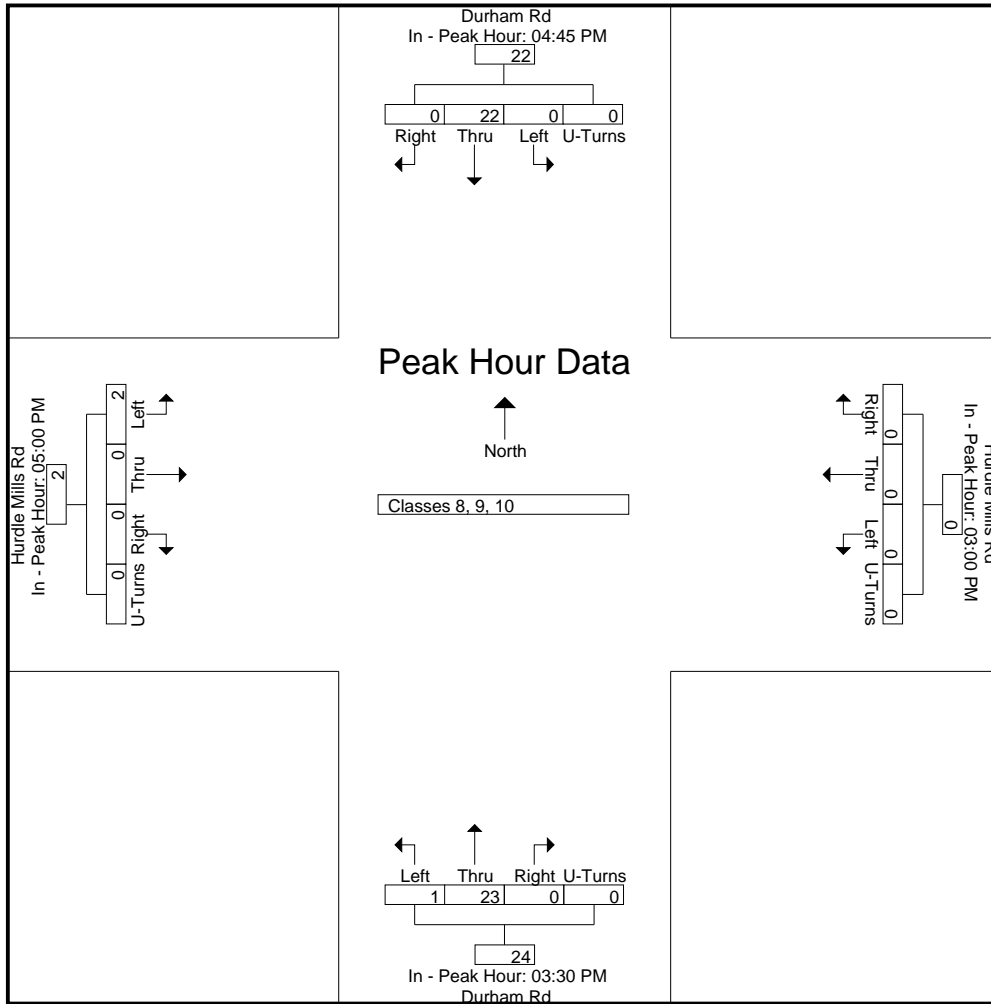
920 Blairhill Rd, STE B106
Charlotte, NC 28217

File Name : 14473005 - Durham Rd & Hurdle Mills Rd
Site Code : 14473005
Start Date : 8/30/2017
Page No : 8

Start Time	Durham Rd Southbound					Hurdle Mills Rd Westbound					Durham Rd Northbound					Hurdle Mills Rd Eastbound					Int. Total
	Right	Thru	Left	U-Turns	App. Total	Right	Thru	Left	U-Turns	App. Total	Right	Thru	Left	U-Turns	App. Total	Right	Thru	Left	U-Turns	App. Total	

Peak Hour Analysis From 03:00 PM to 06:45 PM - Peak 1 of 1
Peak Hour for Each Approach Begins at:

	04:45 PM					03:00 PM					03:30 PM					05:00 PM				
+0 mins.	0	5	0	0	5	0	0	0	0	0	0	7	0	0	7	0	0	1	0	1
+15 mins.	0	6	0	0	6	0	0	0	0	0	0	3	1	0	4	0	0	0	0	0
+30 mins.	0	4	0	0	4	0	0	0	0	0	0	2	0	0	2	0	0	0	0	0
+45 mins.	0	7	0	0	7	0	0	0	0	0	0	11	0	0	11	0	0	1	0	1
Total Volume	0	22	0	0	22	0	0	0	0	0	0	23	1	0	24	0	0	2	0	2
% App. Total	0	100	0	0		0	0	0	0		0	95.8	4.2	0		0	0	100	0	
PHF	.000	.786	.000	.000	.786	.000	.000	.000	.000	.000	.000	.523	.250	.000	.545	.000	.000	.500	.000	.500



Quality Counts, LLC

920 Blairhill Rd, STE B106
Charlotte, NC 28217

File Name : 14473005 - Durham Rd & Hurdle Mills Rd

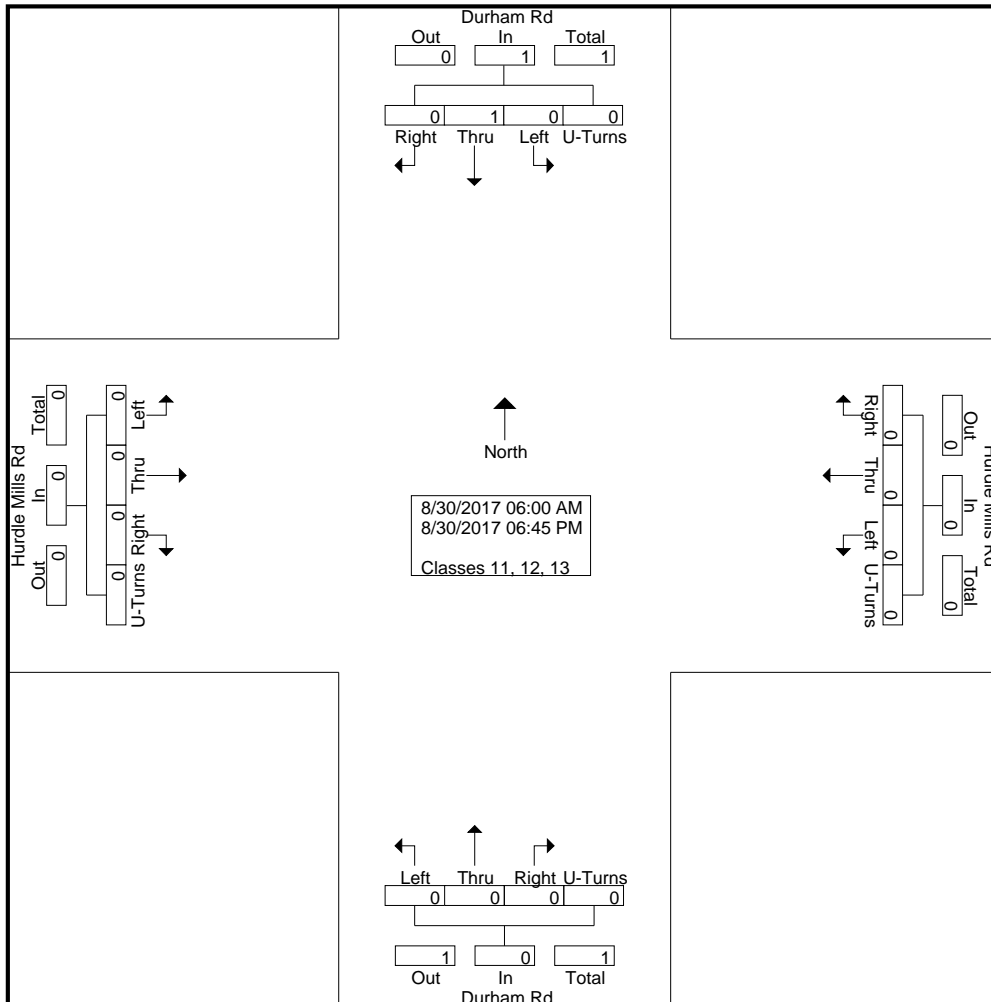
Site Code : 14473005

Start Date : 8/30/2017

Page No : 2

Groups Printed- Classes 11, 12, 13

Start Time	Durham Rd Southbound					Hurdle Mills Rd Westbound					Durham Rd Northbound					Hurdle Mills Rd Eastbound					Int. Total					
	Right	Thru	Left	U-Turns	App. Total	Right	Thru	Left	U-Turns	App. Total	Right	Thru	Left	U-Turns	App. Total	Right	Thru	Left	U-Turns	App. Total						
04:00 PM	0	0	0	0	0	0	0	0	0	0	0	0	0	0	0	0	0	0	0	0	0	0	0	0	0	0
04:15 PM	0	0	0	0	0	0	0	0	0	0	0	0	0	0	0	0	0	0	0	0	0	0	0	0	0	0
04:30 PM	0	0	0	0	0	0	0	0	0	0	0	0	0	0	0	0	0	0	0	0	0	0	0	0	0	0
04:45 PM	0	0	0	0	0	0	0	0	0	0	0	0	0	0	0	0	0	0	0	0	0	0	0	0	0	0
Total	0	0	0	0	0	0	0	0	0	0	0	0	0	0	0	0	0	0	0	0	0	0	0	0	0	0
05:00 PM	0	0	0	0	0	0	0	0	0	0	0	0	0	0	0	0	0	0	0	0	0	0	0	0	0	0
05:15 PM	0	0	0	0	0	0	0	0	0	0	0	0	0	0	0	0	0	0	0	0	0	0	0	0	0	0
05:30 PM	0	0	0	0	0	0	0	0	0	0	0	0	0	0	0	0	0	0	0	0	0	0	0	0	0	0
05:45 PM	0	0	0	0	0	0	0	0	0	0	0	0	0	0	0	0	0	0	0	0	0	0	0	0	0	0
Total	0	0	0	0	0	0	0	0	0	0	0	0	0	0	0	0	0	0	0	0	0	0	0	0	0	0
06:00 PM	0	0	0	0	0	0	0	0	0	0	0	0	0	0	0	0	0	0	0	0	0	0	0	0	0	0
06:15 PM	0	0	0	0	0	0	0	0	0	0	0	0	0	0	0	0	0	0	0	0	0	0	0	0	0	0
06:30 PM	0	0	0	0	0	0	0	0	0	0	0	0	0	0	0	0	0	0	0	0	0	0	0	0	0	0
06:45 PM	0	0	0	0	0	0	0	0	0	0	0	0	0	0	0	0	0	0	0	0	0	0	0	0	0	0
Total	0	0	0	0	0	0	0	0	0	0	0	0	0	0	0	0	0	0	0	0	0	0	0	0	0	0
Grand Total	0	1	0	0	1	0	0	0	0	0	0	0	0	0	0	0	0	0	0	0	0	0	0	0	0	1
Apprch %	0	100	0	0		0	0	0	0		0	0	0	0		0	0	0	0		0	0	0	0		
Total %	0	100	0	0	100	0	0	0	0		0	0	0	0		0	0	0	0		0	0	0	0		

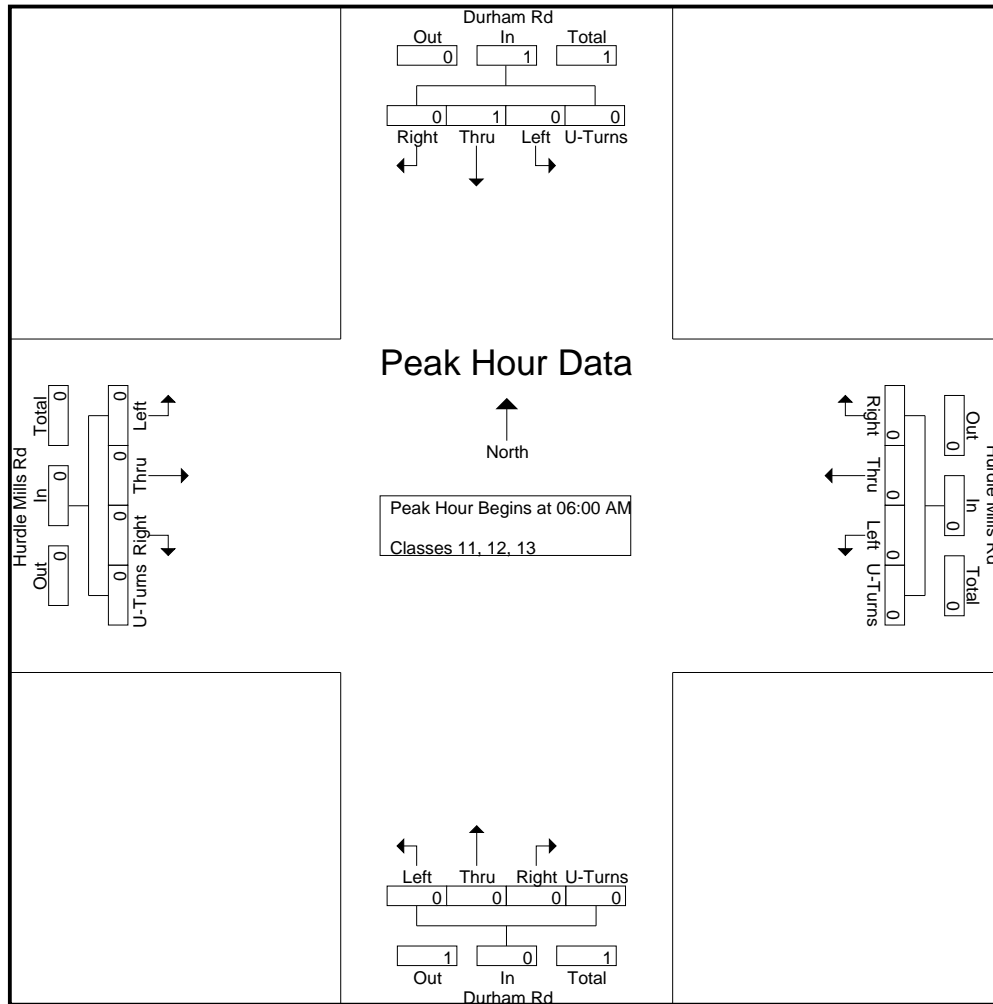


Quality Counts, LLC

920 Blairhill Rd, STE B106
Charlotte, NC 28217

File Name : 14473005 - Durham Rd & Hurdle Mills Rd
Site Code : 14473005
Start Date : 8/30/2017
Page No : 3

Start Time	Durham Rd Southbound					Hurdle Mills Rd Westbound					Durham Rd Northbound					Hurdle Mills Rd Eastbound					Int. Total	
	Right	Thru	Left	U-Turns	App. Total	Right	Thru	Left	U-Turns	App. Total	Right	Thru	Left	U-Turns	App. Total	Right	Thru	Left	U-Turns	App. Total		
Peak Hour Analysis From 06:00 AM to 09:45 AM - Peak 1 of 1																						
Peak Hour for Entire Intersection Begins at 06:00 AM																						
06:00 AM	0	0	0	0	0	0	0	0	0	0	0	0	0	0	0	0	0	0	0	0	0	0
06:15 AM	0	1	0	0	1	0	0	0	0	0	0	0	0	0	0	0	0	0	0	0	0	0
06:30 AM	0	0	0	0	0	0	0	0	0	0	0	0	0	0	0	0	0	0	0	0	0	0
06:45 AM	0	0	0	0	0	0	0	0	0	0	0	0	0	0	0	0	0	0	0	0	0	0
Total Volume	0	1	0	0	1	0	0	0	0	0	0	0	0	0	0	0	0	0	0	0	0	0
% App. Total	0	100	0	0		0	0	0	0		0	0	0	0		0	0	0	0		0	
PHF	.000	.250	.000	.000	.250	.000	.000	.000	.000	.000	.000	.000	.000	.000	.000	.000	.000	.000	.000	.000	.000	.250

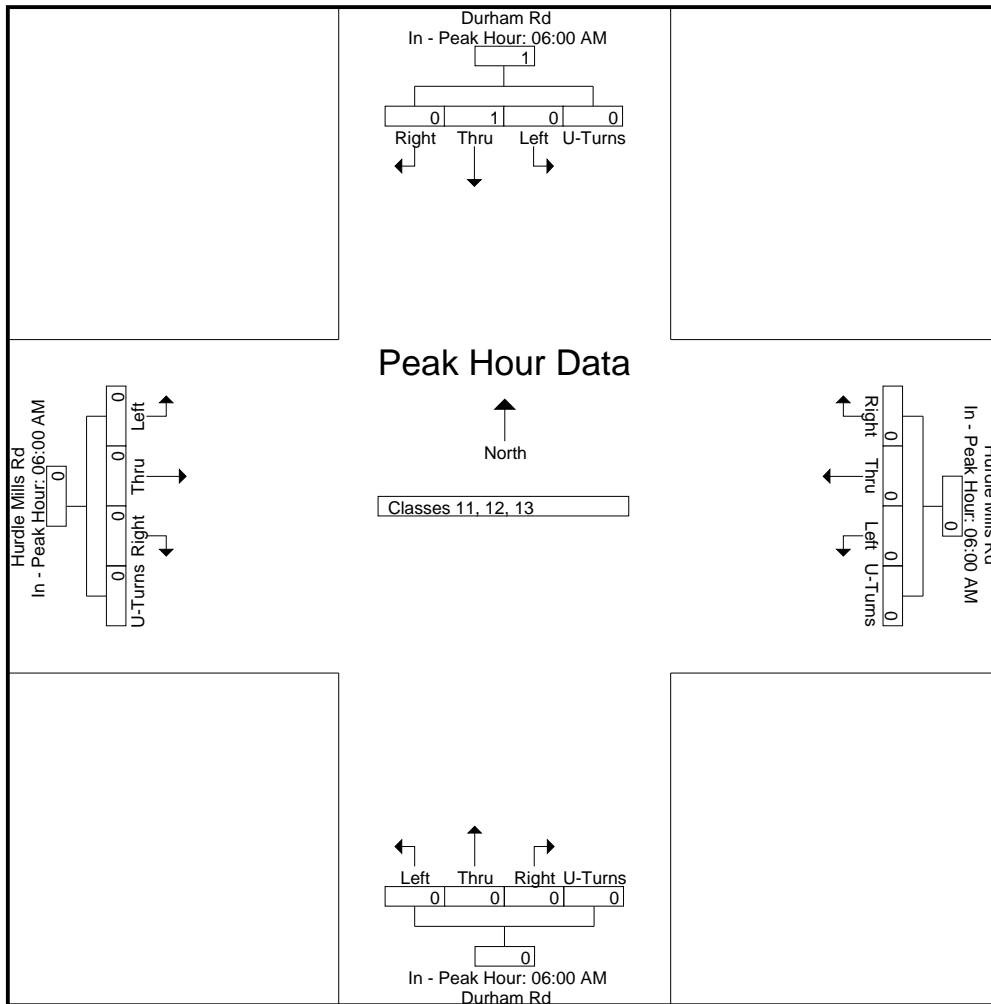


Quality Counts, LLC

920 Blairhill Rd, STE B106
Charlotte, NC 28217

File Name : 14473005 - Durham Rd & Hurdle Mills Rd
Site Code : 14473005
Start Date : 8/30/2017
Page No : 4

Start Time	Durham Rd Southbound					Hurdle Mills Rd Westbound					Durham Rd Northbound					Hurdle Mills Rd Eastbound					Int. Total	
	Right	Thru	Left	U-Turns	App. Total	Right	Thru	Left	U-Turns	App. Total	Right	Thru	Left	U-Turns	App. Total	Right	Thru	Left	U-Turns	App. Total		
Peak Hour Analysis From 06:00 AM to 09:45 AM - Peak 1 of 1																						
Peak Hour for Each Approach Begins at:																						
	06:00 AM					06:00 AM					06:00 AM					06:00 AM						
+0 mins.	0	0	0	0	0	0	0	0	0	0	0	0	0	0	0	0	0	0	0	0	0	0
+15 mins.	0	1	0	0	1	0	0	0	0	0	0	0	0	0	0	0	0	0	0	0	0	0
+30 mins.	0	0	0	0	0	0	0	0	0	0	0	0	0	0	0	0	0	0	0	0	0	0
+45 mins.	0	0	0	0	0	0	0	0	0	0	0	0	0	0	0	0	0	0	0	0	0	0
Total Volume	0	1	0	0	1	0	0	0	0	0	0	0	0	0	0	0	0	0	0	0	0	0
% App. Total	0	100	0	0		0	0	0	0		0	0	0	0		0	0	0	0		0	
PHF	.000	.250	.000	.000	.250	.000	.000	.000	.000	.000	.000	.000	.000	.000	.000	.000	.000	.000	.000	.000	.000	

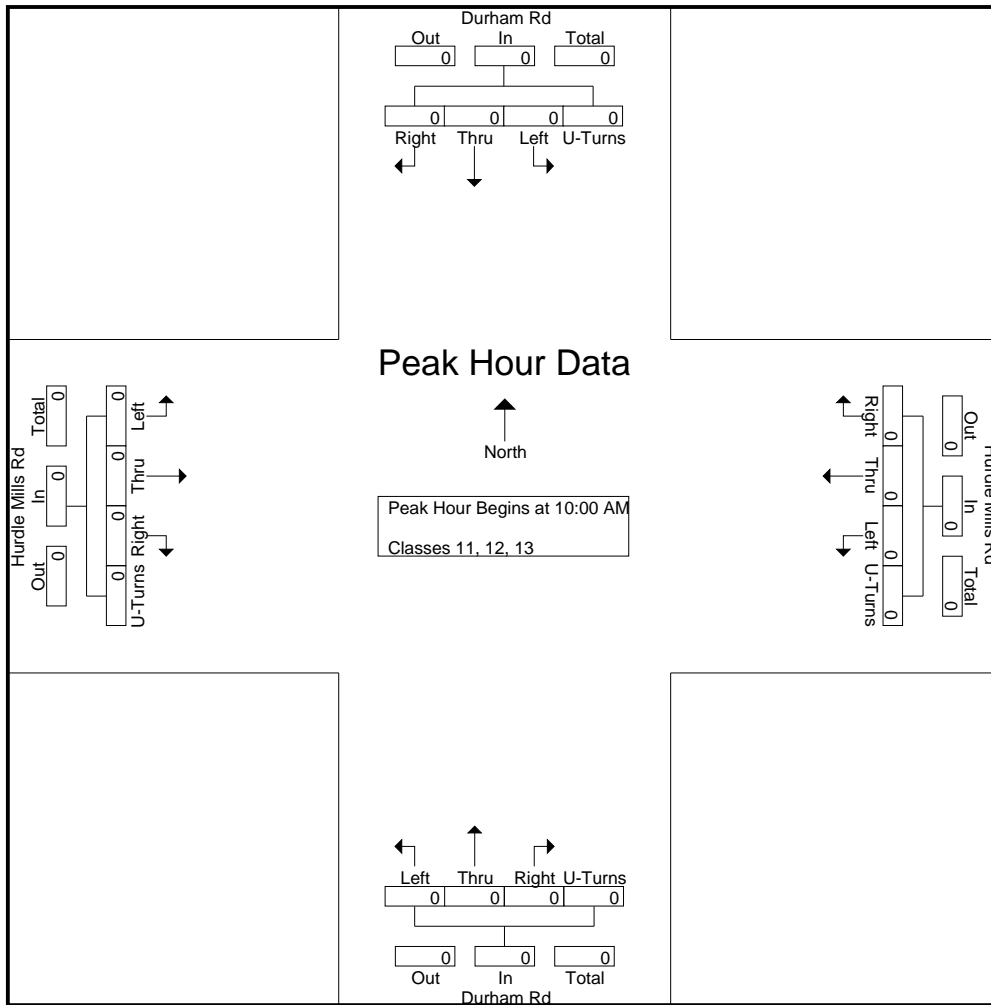


Quality Counts, LLC

920 Blairhill Rd, STE B106
Charlotte, NC 28217

File Name : 14473005 - Durham Rd & Hurdle Mills Rd
Site Code : 14473005
Start Date : 8/30/2017
Page No : 5

Start Time	Durham Rd Southbound					Hurdle Mills Rd Westbound					Durham Rd Northbound					Hurdle Mills Rd Eastbound					Int. Total
	Right	Thru	Left	U-Turns	App. Total	Right	Thru	Left	U-Turns	App. Total	Right	Thru	Left	U-Turns	App. Total	Right	Thru	Left	U-Turns	App. Total	
Peak Hour Analysis From 10:00 AM to 02:45 PM - Peak 1 of 1																					
Peak Hour for Entire Intersection Begins at 10:00 AM																					
10:00 AM	0	0	0	0	0	0	0	0	0	0	0	0	0	0	0	0	0	0	0	0	0
10:15 AM	0	0	0	0	0	0	0	0	0	0	0	0	0	0	0	0	0	0	0	0	0
10:30 AM	0	0	0	0	0	0	0	0	0	0	0	0	0	0	0	0	0	0	0	0	0
10:45 AM	0	0	0	0	0	0	0	0	0	0	0	0	0	0	0	0	0	0	0	0	0
Total Volume	0	0	0	0	0	0	0	0	0	0	0	0	0	0	0	0	0	0	0	0	0
% App. Total	0	0	0	0	0	0	0	0	0	0	0	0	0	0	0	0	0	0	0	0	0
PHF	.000	.000	.000	.000	.000	.000	.000	.000	.000	.000	.000	.000	.000	.000	.000	.000	.000	.000	.000	.000	.000



Quality Counts, LLC

920 Blairhill Rd, STE B106
Charlotte, NC 28217

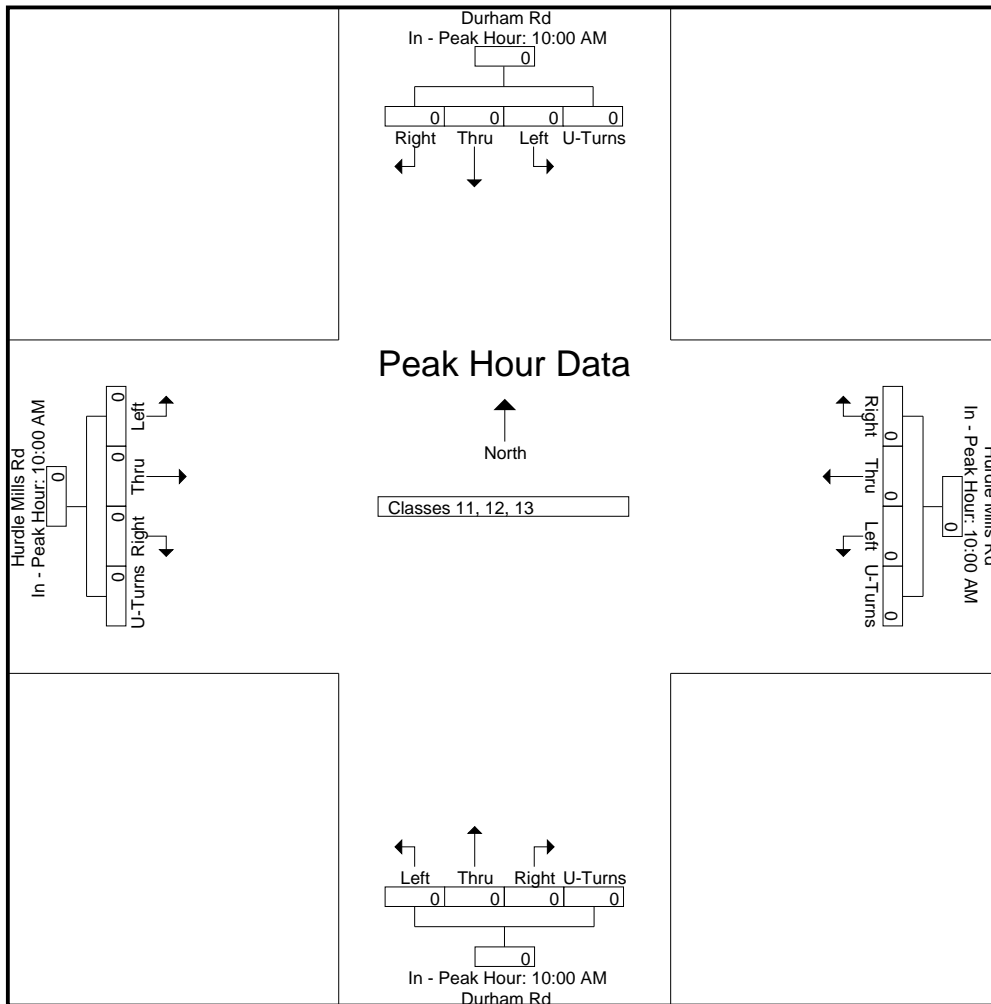
File Name : 14473005 - Durham Rd & Hurdle Mills Rd
Site Code : 14473005
Start Date : 8/30/2017
Page No : 6

Start Time	Durham Rd Southbound					Hurdle Mills Rd Westbound					Durham Rd Northbound					Hurdle Mills Rd Eastbound					Int. Total
	Right	Thru	Left	U-Turns	App. Total	Right	Thru	Left	U-Turns	App. Total	Right	Thru	Left	U-Turns	App. Total	Right	Thru	Left	U-Turns	App. Total	

Peak Hour Analysis From 10:00 AM to 02:45 PM - Peak 1 of 1

Peak Hour for Each Approach Begins at:

	10:00 AM					10:00 AM					10:00 AM					10:00 AM									
+0 mins.	0	0	0	0	0	0	0	0	0	0	0	0	0	0	0	0	0	0	0	0	0	0	0	0	0
+15 mins.	0	0	0	0	0	0	0	0	0	0	0	0	0	0	0	0	0	0	0	0	0	0	0	0	0
+30 mins.	0	0	0	0	0	0	0	0	0	0	0	0	0	0	0	0	0	0	0	0	0	0	0	0	0
+45 mins.	0	0	0	0	0	0	0	0	0	0	0	0	0	0	0	0	0	0	0	0	0	0	0	0	0
Total Volume	0	0	0	0	0	0	0	0	0	0	0	0	0	0	0	0	0	0	0	0	0	0	0	0	0
% App. Total	0	0	0	0	0	0	0	0	0	0	0	0	0	0	0	0	0	0	0	0	0	0	0	0	0
PHF	.000	.000	.000	.000	.000	.000	.000	.000	.000	.000	.000	.000	.000	.000	.000	.000	.000	.000	.000	.000	.000	.000	.000	.000	.000



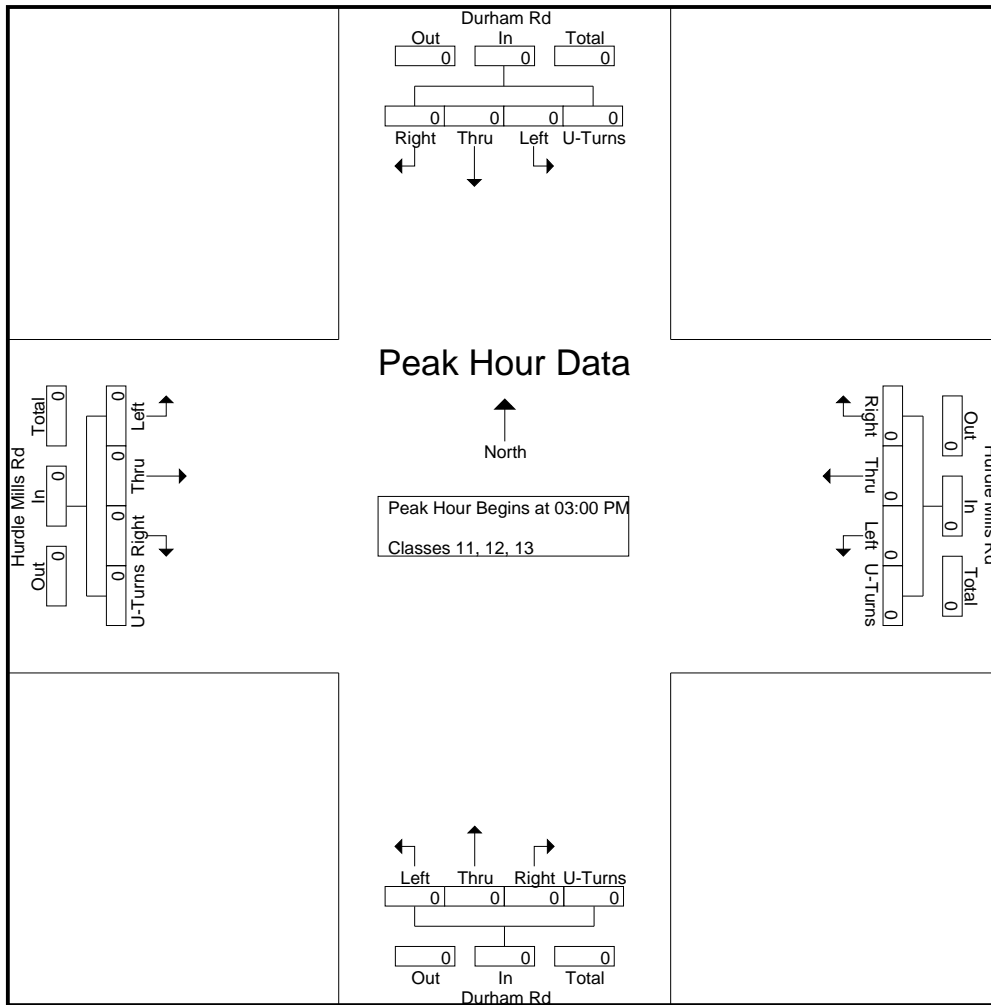
Quality Counts, LLC

920 Blairhill Rd, STE B106
Charlotte, NC 28217

File Name : 14473005 - Durham Rd & Hurdle Mills Rd
Site Code : 14473005
Start Date : 8/30/2017
Page No : 7

Start Time	Durham Rd Southbound					Hurdle Mills Rd Westbound					Durham Rd Northbound					Hurdle Mills Rd Eastbound					Int. Total					
	Right	Thru	Left	U-Turns	App. Total	Right	Thru	Left	U-Turns	App. Total	Right	Thru	Left	U-Turns	App. Total	Right	Thru	Left	U-Turns	App. Total						
03:00 PM	0	0	0	0	0	0	0	0	0	0	0	0	0	0	0	0	0	0	0	0	0	0	0	0	0	0
03:15 PM	0	0	0	0	0	0	0	0	0	0	0	0	0	0	0	0	0	0	0	0	0	0	0	0	0	0
03:30 PM	0	0	0	0	0	0	0	0	0	0	0	0	0	0	0	0	0	0	0	0	0	0	0	0	0	0
03:45 PM	0	0	0	0	0	0	0	0	0	0	0	0	0	0	0	0	0	0	0	0	0	0	0	0	0	0
Total Volume	0	0	0	0	0	0	0	0	0	0	0	0	0	0	0	0	0	0	0	0	0	0	0	0	0	0
% App. Total	0	0	0	0	0	0	0	0	0	0	0	0	0	0	0	0	0	0	0	0	0	0	0	0	0	0
PHF	.000	.000	.000	.000	.000	.000	.000	.000	.000	.000	.000	.000	.000	.000	.000	.000	.000	.000	.000	.000	.000	.000	.000	.000	.000	.000

Peak Hour Analysis From 03:00 PM to 06:45 PM - Peak 1 of 1
Peak Hour for Entire Intersection Begins at 03:00 PM



Quality Counts, LLC

920 Blairhill Rd, STE B106
Charlotte, NC 28217

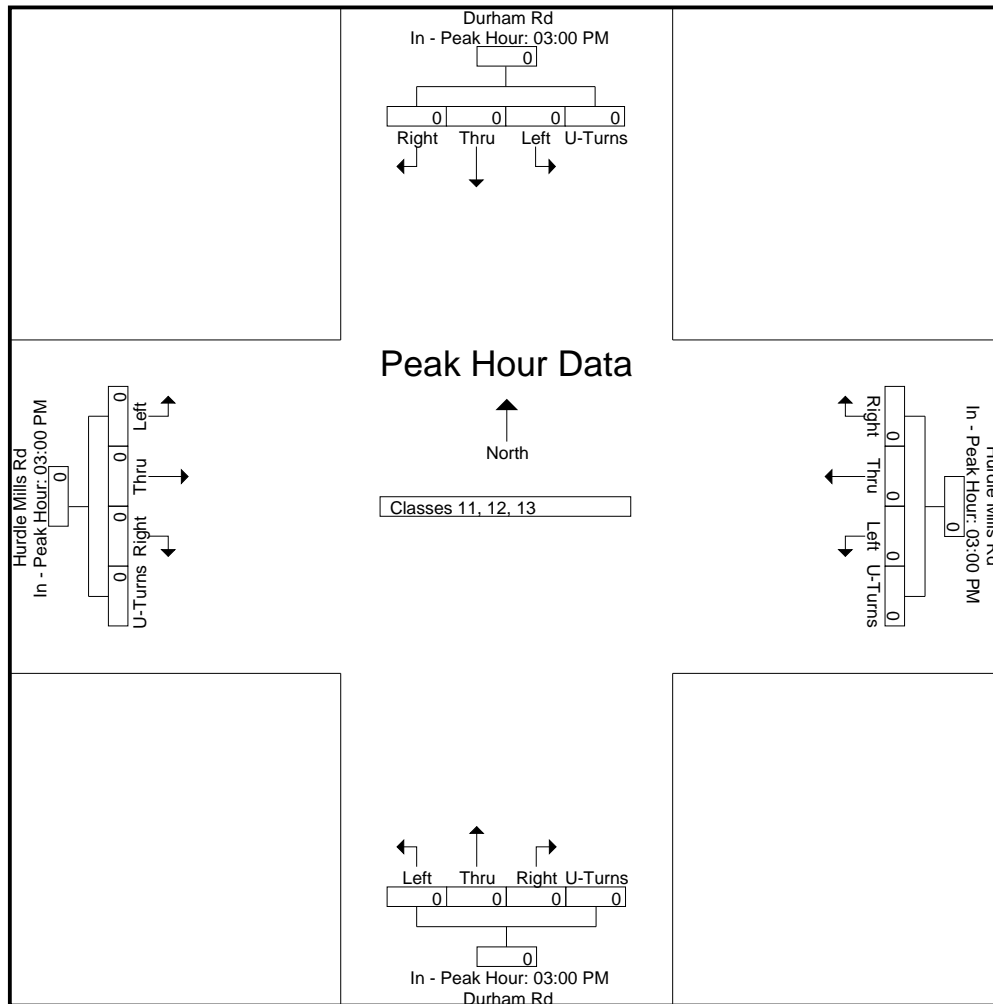
File Name : 14473005 - Durham Rd & Hurdle Mills Rd
Site Code : 14473005
Start Date : 8/30/2017
Page No : 8

Start Time	Durham Rd Southbound					Hurdle Mills Rd Westbound					Durham Rd Northbound					Hurdle Mills Rd Eastbound					Int. Total
	Right	Thru	Left	U-Turns	App. Total	Right	Thru	Left	U-Turns	App. Total	Right	Thru	Left	U-Turns	App. Total	Right	Thru	Left	U-Turns	App. Total	

Peak Hour Analysis From 03:00 PM to 06:45 PM - Peak 1 of 1

Peak Hour for Each Approach Begins at:

	03:00 PM					03:00 PM					03:00 PM					03:00 PM									
+0 mins.	0	0	0	0	0	0	0	0	0	0	0	0	0	0	0	0	0	0	0	0	0	0	0	0	0
+15 mins.	0	0	0	0	0	0	0	0	0	0	0	0	0	0	0	0	0	0	0	0	0	0	0	0	0
+30 mins.	0	0	0	0	0	0	0	0	0	0	0	0	0	0	0	0	0	0	0	0	0	0	0	0	0
+45 mins.	0	0	0	0	0	0	0	0	0	0	0	0	0	0	0	0	0	0	0	0	0	0	0	0	0
Total Volume	0	0	0	0	0	0	0	0	0	0	0	0	0	0	0	0	0	0	0	0	0	0	0	0	0
% App. Total	0	0	0	0	0	0	0	0	0	0	0	0	0	0	0	0	0	0	0	0	0	0	0	0	0
PHF	.000	.000	.000	.000	.000	.000	.000	.000	.000	.000	.000	.000	.000	.000	.000	.000	.000	.000	.000	.000	.000	.000	.000	.000	.000



Quality Counts, LLC

920 Blairhill Rd, STE B106
Charlotte, NC 28217

File Name : 14473005 - Durham Rd & Hurdle Mills Rd

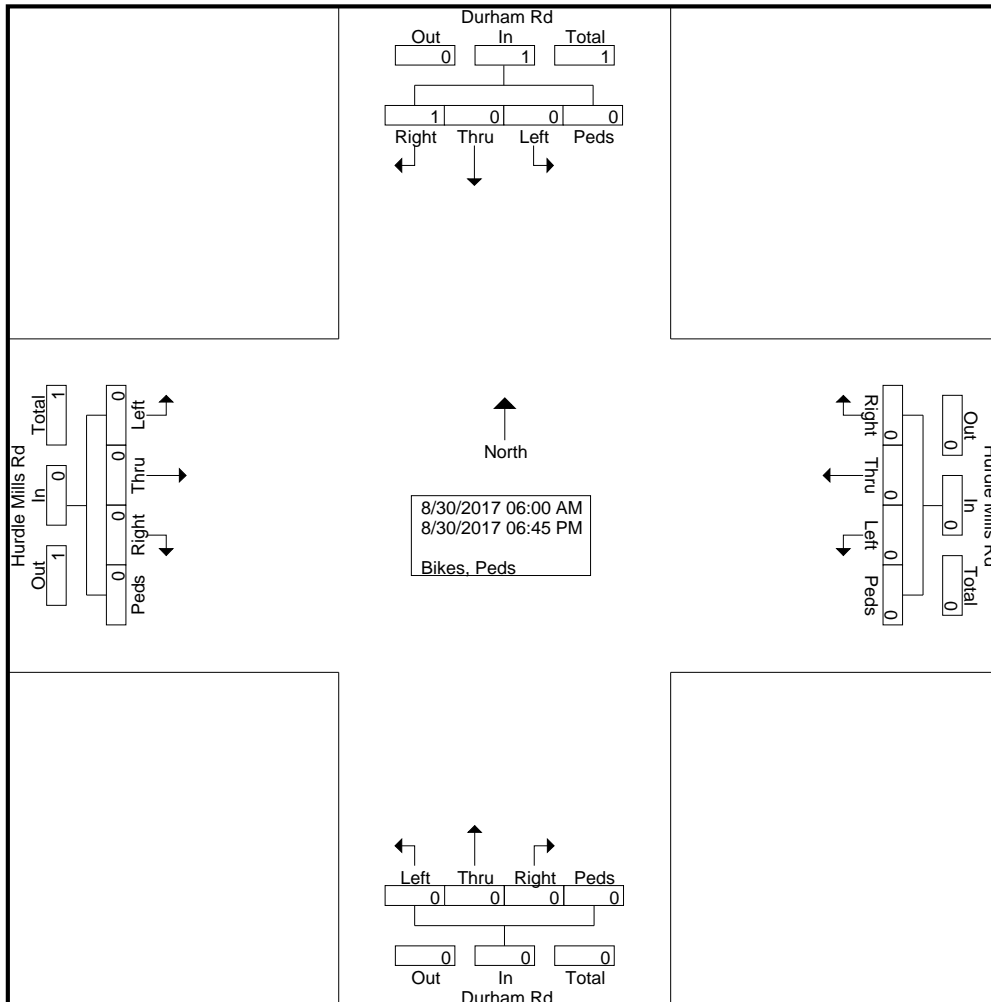
Site Code : 14473005

Start Date : 8/30/2017

Page No : 2

Groups Printed- Bikes, Peds

Start Time	Durham Rd Southbound					Hurdle Mills Rd Westbound					Durham Rd Northbound					Hurdle Mills Rd Eastbound					Int. Total	
	Right	Thru	Left	Peds	App. Total	Right	Thru	Left	Peds	App. Total	Right	Thru	Left	Peds	App. Total	Right	Thru	Left	Peds	App. Total		
04:00 PM	0	0	0	0	0	0	0	0	0	0	0	0	0	0	0	0	0	0	0	0	0	0
04:15 PM	0	0	0	0	0	0	0	0	0	0	0	0	0	0	0	0	0	0	0	0	0	0
04:30 PM	0	0	0	0	0	0	0	0	0	0	0	0	0	0	0	0	0	0	0	0	0	0
04:45 PM	0	0	0	0	0	0	0	0	0	0	0	0	0	0	0	0	0	0	0	0	0	0
Total	0	0	0	0	0	0	0	0	0	0	0	0	0	0	0	0	0	0	0	0	0	0
05:00 PM	0	0	0	0	0	0	0	0	0	0	0	0	0	0	0	0	0	0	0	0	0	0
05:15 PM	0	0	0	0	0	0	0	0	0	0	0	0	0	0	0	0	0	0	0	0	0	0
05:30 PM	0	0	0	0	0	0	0	0	0	0	0	0	0	0	0	0	0	0	0	0	0	0
05:45 PM	0	0	0	0	0	0	0	0	0	0	0	0	0	0	0	0	0	0	0	0	0	0
Total	0	0	0	0	0	0	0	0	0	0	0	0	0	0	0	0	0	0	0	0	0	0
06:00 PM	0	0	0	0	0	0	0	0	0	0	0	0	0	0	0	0	0	0	0	0	0	0
06:15 PM	0	0	0	0	0	0	0	0	0	0	0	0	0	0	0	0	0	0	0	0	0	0
06:30 PM	0	0	0	0	0	0	0	0	0	0	0	0	0	0	0	0	0	0	0	0	0	0
06:45 PM	0	0	0	0	0	0	0	0	0	0	0	0	0	0	0	0	0	0	0	0	0	0
Total	0	0	0	0	0	0	0	0	0	0	0	0	0	0	0	0	0	0	0	0	0	0
Grand Total	1	0	0	0	1	0	0	0	0	0	0	0	0	0	0	0	0	0	0	0	0	1
Apprch %	100	0	0	0		0	0	0	0		0	0	0	0		0	0	0	0		0	
Total %	100	0	0	0	100	0	0	0	0	0	0	0	0	0	0	0	0	0	0	0	0	0

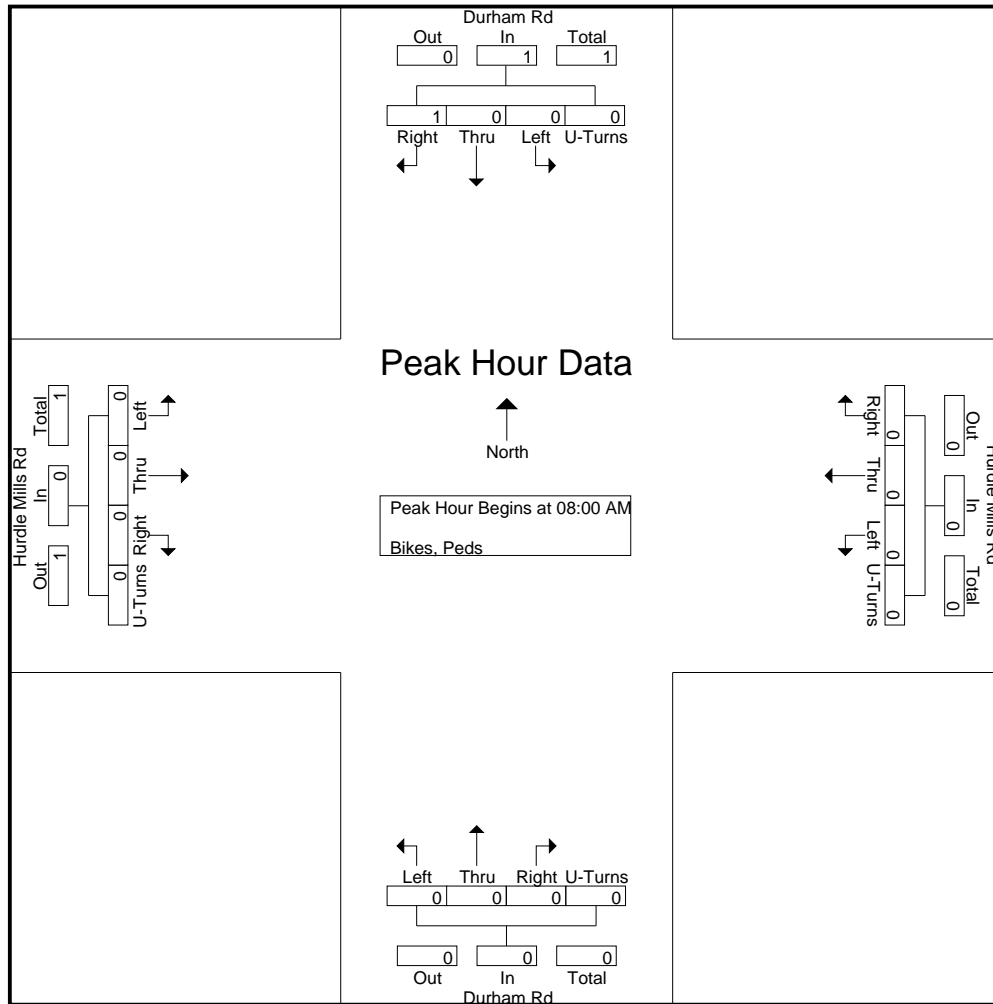


Quality Counts, LLC

920 Blairhill Rd, STE B106
Charlotte, NC 28217

File Name : 14473005 - Durham Rd & Hurdle Mills Rd
Site Code : 14473005
Start Date : 8/30/2017
Page No : 3

Start Time	Durham Rd Southbound					Hurdle Mills Rd Westbound					Durham Rd Northbound					Hurdle Mills Rd Eastbound					Int. Total	
	Right	Thru	Left	Peds	App. Total	Right	Thru	Left	Peds	App. Total	Right	Thru	Left	Peds	App. Total	Right	Thru	Left	Peds	App. Total		
Peak Hour Analysis From 06:00 AM to 09:45 AM - Peak 1 of 1																						
Peak Hour for Entire Intersection Begins at 08:00 AM																						
08:00 AM	0	0	0	0	0	0	0	0	0	0	0	0	0	0	0	0	0	0	0	0	0	0
08:15 AM	0	0	0	0	0	0	0	0	0	0	0	0	0	0	0	0	0	0	0	0	0	0
08:30 AM	0	0	0	0	0	0	0	0	0	0	0	0	0	0	0	0	0	0	0	0	0	0
08:45 AM	1	0	0	0	1	0	0	0	0	0	0	0	0	0	0	0	0	0	0	0	0	1
Total Volume	1	0	0	0	1	0	0	0	0	0	0	0	0	0	0	0	0	0	0	0	0	1
% App. Total	100	0	0	0		0	0	0	0		0	0	0	0		0	0	0	0		0	
PHF	.250	.000	.000	.000	.250	.000	.000	.000	.000	.000	.000	.000	.000	.000	.000	.000	.000	.000	.000	.000	.000	.250



Quality Counts, LLC

920 Blairhill Rd, STE B106
Charlotte, NC 28217

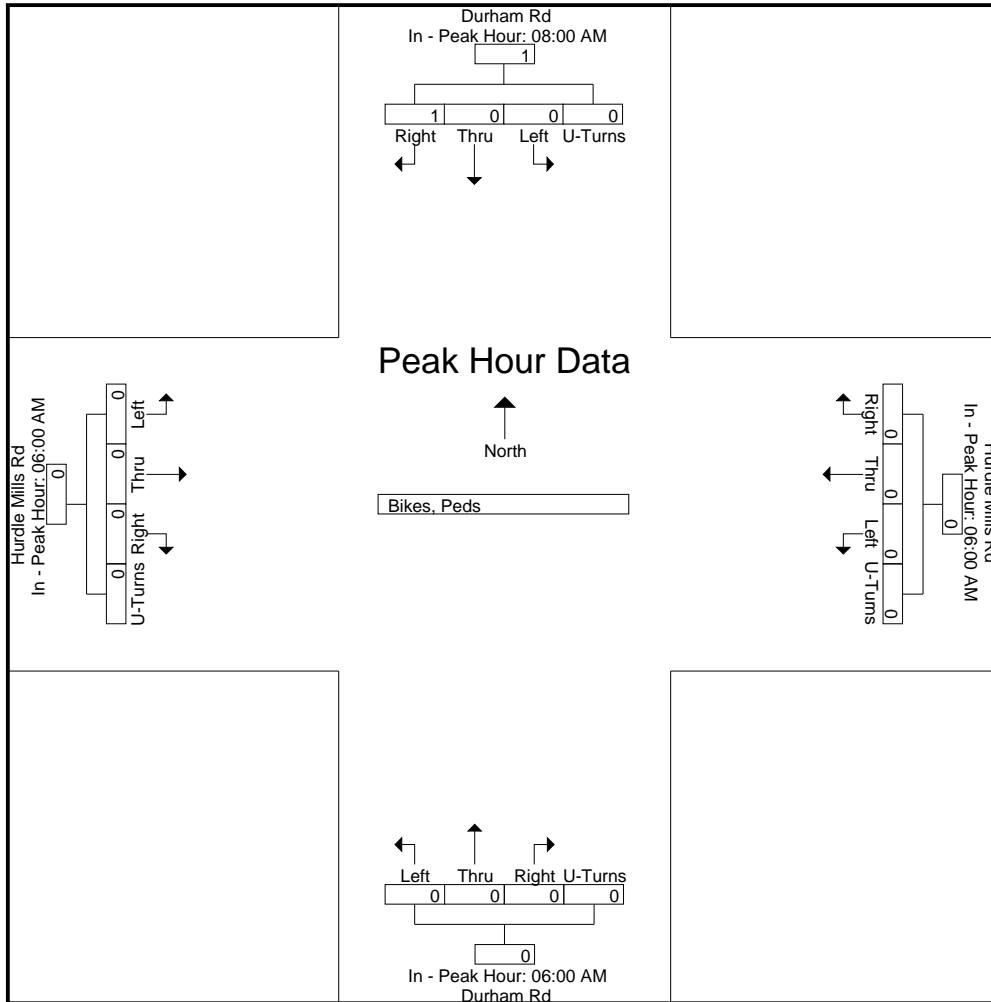
File Name : 14473005 - Durham Rd & Hurdle Mills Rd
Site Code : 14473005
Start Date : 8/30/2017
Page No : 4

Start Time	Durham Rd Southbound					Hurdle Mills Rd Westbound					Durham Rd Northbound					Hurdle Mills Rd Eastbound					Int. Total
	Right	Thru	Left	Peds	App. Total	Right	Thru	Left	Peds	App. Total	Right	Thru	Left	Peds	App. Total	Right	Thru	Left	Peds	App. Total	

Peak Hour Analysis From 06:00 AM to 09:45 AM - Peak 1 of 1

Peak Hour for Each Approach Begins at:

	08:00 AM					06:00 AM					06:00 AM					06:00 AM				
+0 mins.	0	0	0	0	0	0	0	0	0	0	0	0	0	0	0	0	0	0	0	0
+15 mins.	0	0	0	0	0	0	0	0	0	0	0	0	0	0	0	0	0	0	0	0
+30 mins.	0	0	0	0	0	0	0	0	0	0	0	0	0	0	0	0	0	0	0	0
+45 mins.	1	0	0	0	1	0	0	0	0	0	0	0	0	0	0	0	0	0	0	0
Total Volume	1	0	0	0	1	0	0	0	0	0	0	0	0	0	0	0	0	0	0	0
% App. Total	100	0	0	0	0	0	0	0	0	0	0	0	0	0	0	0	0	0	0	0
PHF	.250	.000	.000	.000	.250	.000	.000	.000	.000	.000	.000	.000	.000	.000	.000	.000	.000	.000	.000	.000

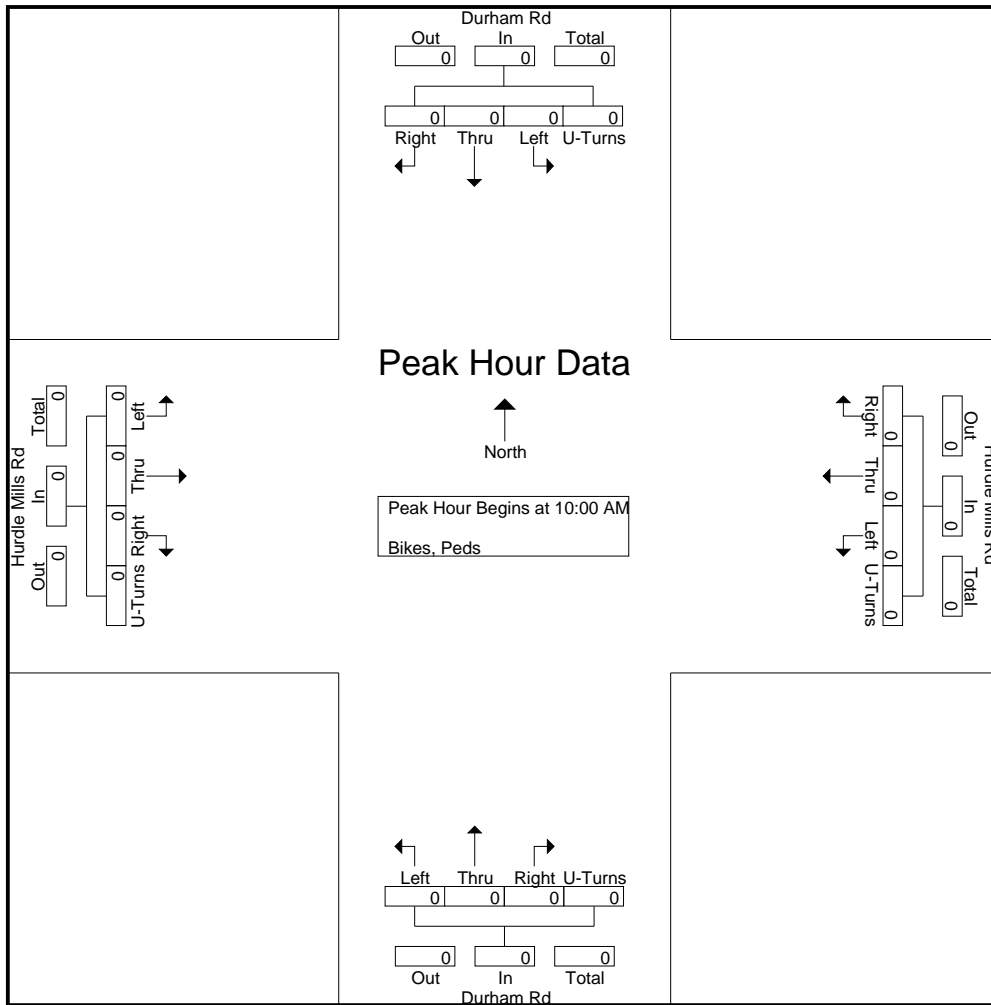


Quality Counts, LLC

920 Blairhill Rd, STE B106
Charlotte, NC 28217

File Name : 14473005 - Durham Rd & Hurdle Mills Rd
Site Code : 14473005
Start Date : 8/30/2017
Page No : 5

Start Time	Durham Rd Southbound					Hurdle Mills Rd Westbound					Durham Rd Northbound					Hurdle Mills Rd Eastbound					Int. Total	
	Right	Thru	Left	Peds	App. Total	Right	Thru	Left	Peds	App. Total	Right	Thru	Left	Peds	App. Total	Right	Thru	Left	Peds	App. Total		
Peak Hour Analysis From 10:00 AM to 02:45 PM - Peak 1 of 1																						
Peak Hour for Entire Intersection Begins at 10:00 AM																						
10:00 AM	0	0	0	0	0	0	0	0	0	0	0	0	0	0	0	0	0	0	0	0	0	0
10:15 AM	0	0	0	0	0	0	0	0	0	0	0	0	0	0	0	0	0	0	0	0	0	0
10:30 AM	0	0	0	0	0	0	0	0	0	0	0	0	0	0	0	0	0	0	0	0	0	0
10:45 AM	0	0	0	0	0	0	0	0	0	0	0	0	0	0	0	0	0	0	0	0	0	0
Total Volume	0	0	0	0	0	0	0	0	0	0	0	0	0	0	0	0	0	0	0	0	0	0
% App. Total	0	0	0	0	0	0	0	0	0	0	0	0	0	0	0	0	0	0	0	0	0	0
PHF	.000	.000	.000	.000	.000	.000	.000	.000	.000	.000	.000	.000	.000	.000	.000	.000	.000	.000	.000	.000	.000	.000



Quality Counts, LLC

920 Blairhill Rd, STE B106
Charlotte, NC 28217

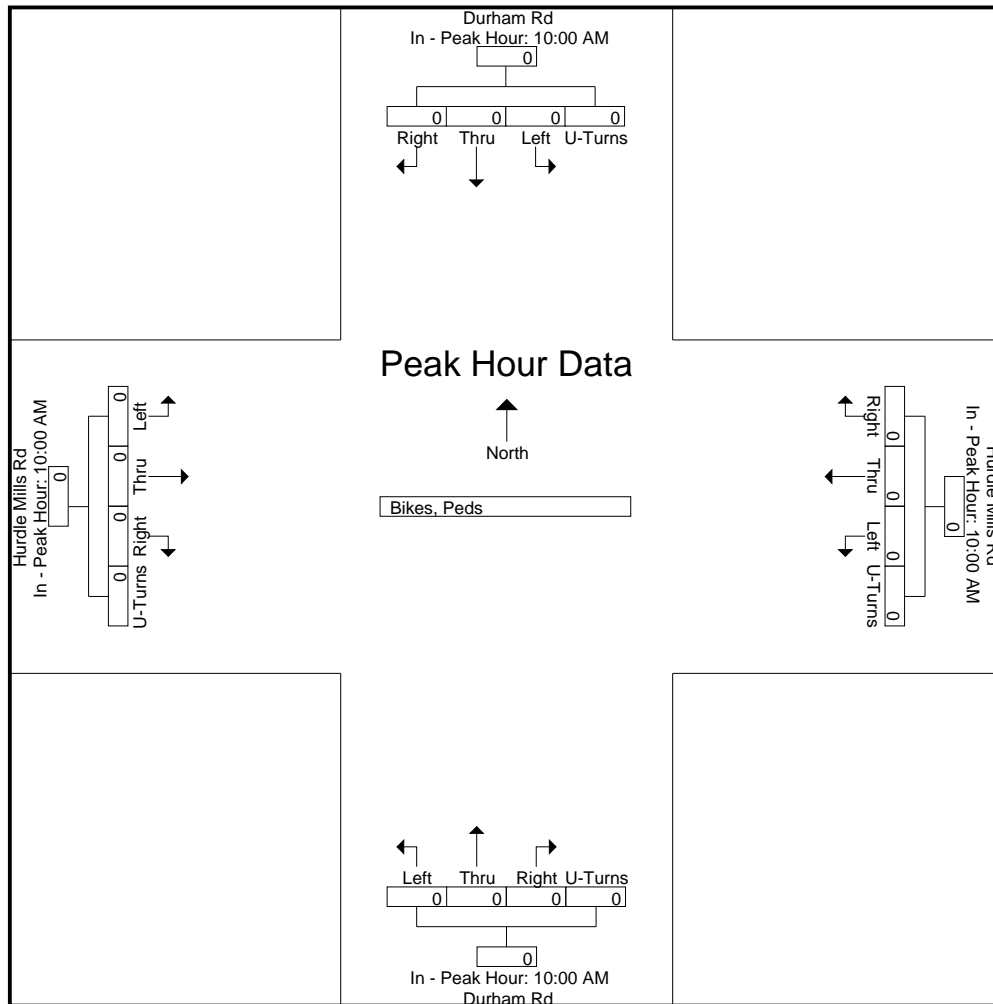
File Name : 14473005 - Durham Rd & Hurdle Mills Rd
Site Code : 14473005
Start Date : 8/30/2017
Page No : 6

Start Time	Durham Rd Southbound					Hurdle Mills Rd Westbound					Durham Rd Northbound					Hurdle Mills Rd Eastbound					Int. Total
	Rig ht	Thr u	Left	Ped s	App. Total	Rig ht	Thr u	Left	Ped s	App. Total	Right	Thr u	Left	Peds	App. Total	Right	Thr u	Left	Peds	App. Total	

Peak Hour Analysis From 10:00 AM to 02:45 PM - Peak 1 of 1

Peak Hour for Each Approach Begins at:

	10:00 AM					10:00 AM					10:00 AM					10:00 AM									
+0 mins.	0	0	0	0	0	0	0	0	0	0	0	0	0	0	0	0	0	0	0	0	0	0	0	0	0
+15 mins.	0	0	0	0	0	0	0	0	0	0	0	0	0	0	0	0	0	0	0	0	0	0	0	0	0
+30 mins.	0	0	0	0	0	0	0	0	0	0	0	0	0	0	0	0	0	0	0	0	0	0	0	0	0
+45 mins.	0	0	0	0	0	0	0	0	0	0	0	0	0	0	0	0	0	0	0	0	0	0	0	0	0
Total Volume	0	0	0	0	0	0	0	0	0	0	0	0	0	0	0	0	0	0	0	0	0	0	0	0	0
% App. Total	0	0	0	0	0	0	0	0	0	0	0	0	0	0	0	0	0	0	0	0	0	0	0	0	0
PHF	.000	.000	.000	.000	.000	.000	.000	.000	.000	.000	.000	.000	.000	.000	.000	.000	.000	.000	.000	.000	.000	.000	.000	.000	.000



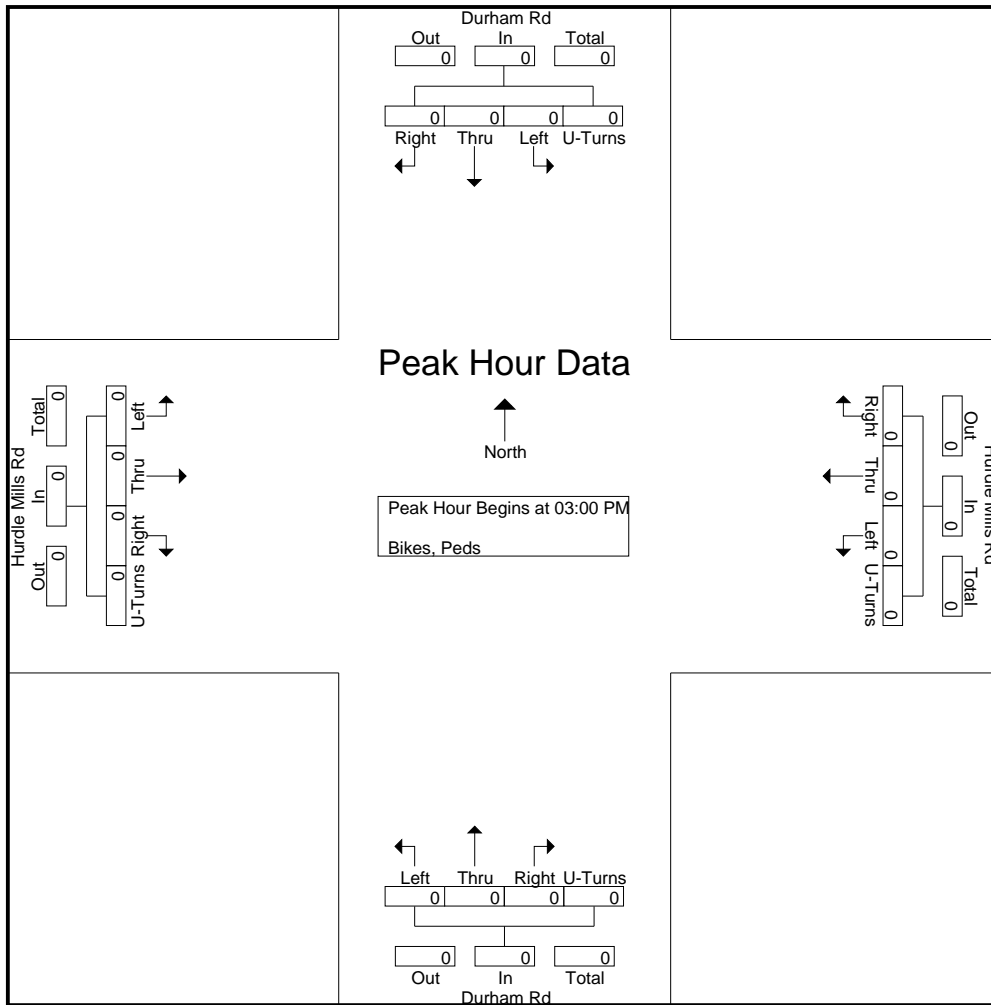
Quality Counts, LLC

920 Blairhill Rd, STE B106
Charlotte, NC 28217

File Name : 14473005 - Durham Rd & Hurdle Mills Rd
Site Code : 14473005
Start Date : 8/30/2017
Page No : 7

Start Time	Durham Rd Southbound					Hurdle Mills Rd Westbound					Durham Rd Northbound					Hurdle Mills Rd Eastbound					Int. Total				
	Rig ht	Thr u	Left	Ped s	App. Total	Rig ht	Thr u	Left	Ped s	App. Total	Right	Thr u	Left	Peds	App. Total	Right	Thr u	Left	Peds	App. Total					
03:00 PM	0	0	0	0	0	0	0	0	0	0	0	0	0	0	0	0	0	0	0	0	0	0	0	0	0
03:15 PM	0	0	0	0	0	0	0	0	0	0	0	0	0	0	0	0	0	0	0	0	0	0	0	0	0
03:30 PM	0	0	0	0	0	0	0	0	0	0	0	0	0	0	0	0	0	0	0	0	0	0	0	0	0
03:45 PM	0	0	0	0	0	0	0	0	0	0	0	0	0	0	0	0	0	0	0	0	0	0	0	0	0
Total Volume	0	0	0	0	0	0	0	0	0	0	0	0	0	0	0	0	0	0	0	0	0	0	0	0	0
% App. Total	0	0	0	0	0	0	0	0	0	0	0	0	0	0	0	0	0	0	0	0	0	0	0	0	0
PHF	.000	.000	.000	.000	.000	.000	.000	.000	.000	.000	.000	.000	.000	.000	.000	.000	.000	.000	.000	.000	.000	.000	.000	.000	.000

Peak Hour Analysis From 03:00 PM to 06:45 PM - Peak 1 of 1
Peak Hour for Entire Intersection Begins at 03:00 PM



Quality Counts, LLC

920 Blairhill Rd, STE B106
Charlotte, NC 28217

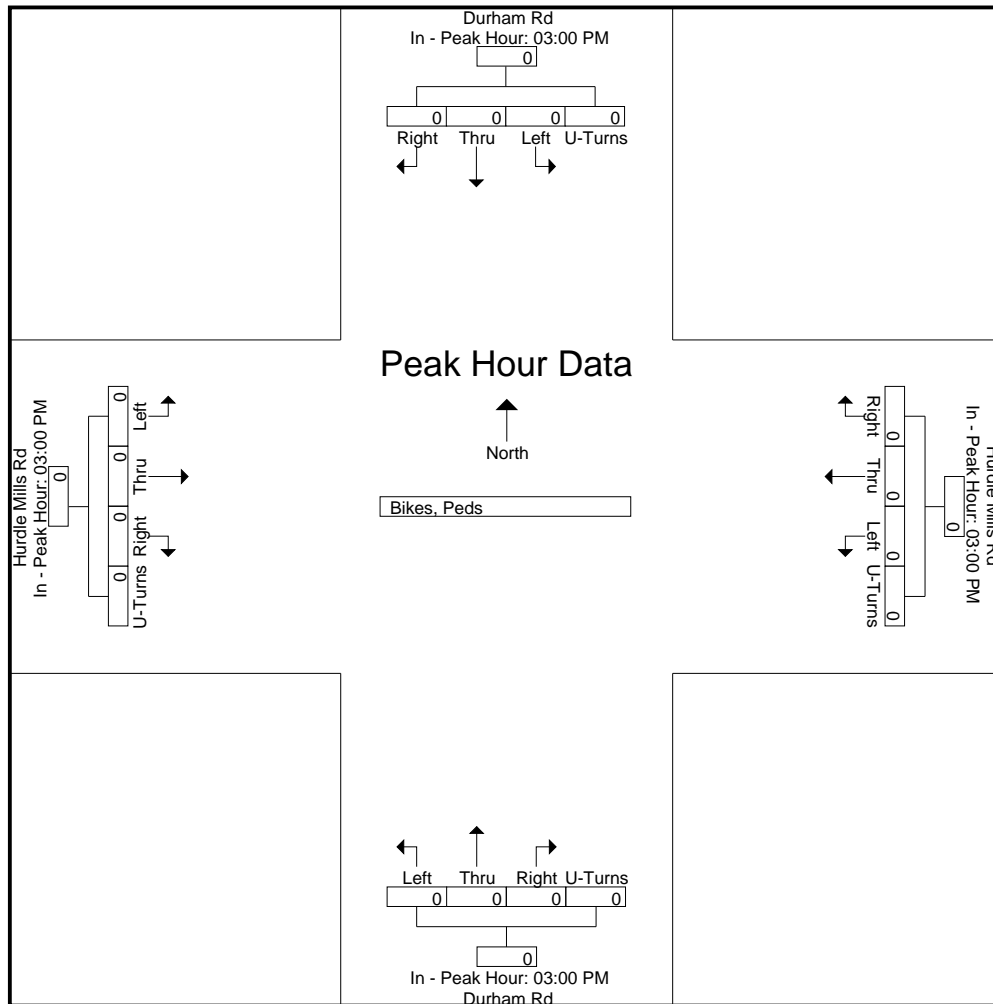
File Name : 14473005 - Durham Rd & Hurdle Mills Rd
Site Code : 14473005
Start Date : 8/30/2017
Page No : 8

Start Time	Durham Rd Southbound					Hurdle Mills Rd Westbound					Durham Rd Northbound					Hurdle Mills Rd Eastbound					Int. Total
	Rig ht	Thr u	Left	Ped s	App. Total	Rig ht	Thr u	Left	Ped s	App. Total	Right	Thr u	Left	Peds	App. Total	Right	Thr u	Left	Peds	App. Total	

Peak Hour Analysis From 03:00 PM to 06:45 PM - Peak 1 of 1

Peak Hour for Each Approach Begins at:

	03:00 PM					03:00 PM					03:00 PM					03:00 PM									
+0 mins.	0	0	0	0	0	0	0	0	0	0	0	0	0	0	0	0	0	0	0	0	0	0	0	0	0
+15 mins.	0	0	0	0	0	0	0	0	0	0	0	0	0	0	0	0	0	0	0	0	0	0	0	0	0
+30 mins.	0	0	0	0	0	0	0	0	0	0	0	0	0	0	0	0	0	0	0	0	0	0	0	0	0
+45 mins.	0	0	0	0	0	0	0	0	0	0	0	0	0	0	0	0	0	0	0	0	0	0	0	0	0
Total Volume	0	0	0	0	0	0	0	0	0	0	0	0	0	0	0	0	0	0	0	0	0	0	0	0	0
% App. Total	0	0	0	0	0	0	0	0	0	0	0	0	0	0	0	0	0	0	0	0	0	0	0	0	0
PHF	.000	.000	.000	.000	.000	.000	.000	.000	.000	.000	.000	.000	.000	.000	.000	.000	.000	.000	.000	.000	.000	.000	.000	.000	.000



Quality Counts, LLC

920 Blairhill Rd, STE B106
Charlotte, NC 28217

File Name : 14473006 - S Madison Blvd & Johnson St

Site Code : 14473006

Start Date : 8/30/2017

Page No : 1

Groups Printed- Classes 1, 2, 3 - Classes 4, 5, 6, 7 - Classes 8, 9, 10 - Classes 11, 12, 13 - Bikes, Peds

Start Time	S Madison Blvd Southbound					Johnson St Westbound					S Madison Blvd Northbound					Johnson St Eastbound					Int. Total
	Right	Thru	Left	Peds	App. Total	Right	Thru	Left	Peds	App. Total	Right	Thru	Left	Peds	App. Total	Right	Thru	Left	Peds	App. Total	
06:00 AM	1	130	0	0	131	0	1	7	0	8	3	46	10	0	59	13	0	0	0	13	211
06:15 AM	4	181	0	0	185	0	1	7	0	8	5	57	7	0	69	25	0	0	0	25	287
06:30 AM	1	141	0	0	142	0	0	12	0	12	5	88	7	0	100	33	1	1	0	35	289
06:45 AM	2	152	0	0	154	1	1	6	0	8	8	130	20	0	158	37	0	3	0	40	360
Total	8	604	0	0	612	1	3	32	0	36	21	321	44	0	386	108	1	4	0	113	1147
07:00 AM	4	173	0	0	177	0	0	12	0	12	13	126	15	0	154	35	2	3	0	40	383
07:15 AM	4	178	0	0	182	0	5	23	0	28	32	196	13	0	241	35	7	6	0	48	499
07:30 AM	6	188	0	1	195	0	2	29	0	31	26	299	20	0	345	47	16	5	0	68	639
07:45 AM	4	195	0	0	199	0	6	40	0	46	34	252	42	0	328	45	12	9	0	66	639
Total	18	734	0	1	753	0	13	104	0	117	105	873	90	0	1068	162	37	23	0	222	2160
08:00 AM	2	212	0	0	214	0	2	22	0	24	17	228	16	0	261	29	6	7	0	42	541
08:15 AM	5	171	0	0	176	0	1	14	0	15	32	171	15	0	218	29	1	1	0	31	440
08:30 AM	4	135	0	0	139	0	3	13	0	16	15	181	22	0	218	20	3	6	0	29	402
08:45 AM	7	157	0	0	164	1	2	14	0	17	26	145	24	0	195	26	1	7	0	34	410
Total	18	675	0	0	693	1	8	63	0	72	90	725	77	0	892	104	11	21	0	136	1793
09:00 AM	8	135	0	1	144	1	4	10	0	15	23	154	17	0	194	30	4	5	0	39	392
09:15 AM	14	138	0	0	152	0	1	15	0	16	29	174	15	0	218	27	5	11	0	43	429
09:30 AM	6	166	0	0	172	0	0	20	0	20	20	139	12	0	171	18	3	8	0	29	392
09:45 AM	6	162	0	0	168	1	2	17	0	20	25	184	18	0	227	30	5	8	0	43	458
Total	34	601	0	1	636	2	7	62	0	71	97	651	62	0	810	105	17	32	0	154	1671
10:00 AM	6	195	0	0	201	0	8	14	0	22	25	154	17	0	196	25	1	3	0	29	448
10:15 AM	7	164	0	0	171	0	3	19	0	22	28	144	13	0	185	27	5	1	0	33	411
10:30 AM	7	158	0	0	165	0	4	21	0	25	20	157	11	0	188	26	5	3	0	34	412
10:45 AM	3	171	0	0	174	0	2	21	0	23	21	165	16	0	202	17	5	8	0	30	429
Total	23	688	0	0	711	0	17	75	0	92	94	620	57	0	771	95	16	15	0	126	1700
11:00 AM	5	192	1	0	198	0	2	24	0	26	26	155	15	0	196	22	4	2	0	28	448
11:15 AM	7	198	0	0	205	1	3	33	0	37	30	200	14	0	244	29	4	6	0	39	525
11:30 AM	4	221	0	0	225	2	0	30	0	32	35	166	17	0	218	39	7	3	0	49	524
11:45 AM	6	177	1	0	184	1	4	23	0	28	35	199	20	0	254	29	2	6	0	37	503
Total	22	788	2	0	812	4	9	110	0	123	126	720	66	0	912	119	17	17	0	153	2000
12:00 PM	3	206	0	0	209	0	2	26	0	28	44	205	21	1	271	30	1	8	0	39	547
12:15 PM	5	223	0	0	228	0	6	21	0	27	25	188	17	0	230	25	1	3	0	29	514
12:30 PM	4	239	0	0	243	2	2	18	0	22	29	187	21	0	237	16	3	6	0	25	527
12:45 PM	4	186	0	0	190	2	3	17	0	22	17	205	24	0	246	30	2	3	0	35	493
Total	16	854	0	0	870	4	13	82	0	99	115	785	83	1	984	101	7	20	0	128	2081
01:00 PM	10	202	0	0	212	2	1	26	0	29	31	177	16	0	224	27	5	0	0	32	497
01:15 PM	11	197	0	0	208	0	1	24	0	25	34	195	15	0	244	21	2	3	0	26	503
01:30 PM	0	188	0	0	188	1	2	14	0	17	40	200	19	0	259	19	3	5	0	27	491
01:45 PM	6	209	0	0	215	3	1	19	0	23	31	181	13	0	225	24	3	1	0	28	491
Total	27	796	0	0	823	6	5	83	0	94	136	753	63	0	952	91	13	9	0	113	1982
02:00 PM	5	190	0	0	195	0	1	26	0	27	37	188	20	0	245	11	3	2	1	17	484
02:15 PM	4	205	0	0	209	2	2	34	0	38	32	181	14	0	227	30	1	1	0	32	506
02:30 PM	4	187	1	0	192	1	1	32	0	34	29	183	16	0	228	18	3	0	0	21	475
02:45 PM	4	223	0	0	227	1	0	27	0	28	37	219	30	0	286	40	8	1	0	49	590
Total	17	805	1	0	823	4	4	119	0	127	135	771	80	0	986	99	15	4	1	119	2055
03:00 PM	6	250	0	0	256	0	7	43	0	50	40	228	21	0	289	38	6	8	0	52	647
03:15 PM	11	278	0	0	289	0	8	52	0	60	32	190	34	0	256	31	5	9	0	45	650
03:30 PM	9	231	0	0	240	1	0	38	0	39	44	216	24	0	284	40	3	9	0	52	615
03:45 PM	2	251	0	0	253	3	3	38	0	44	34	192	21	0	247	34	3	4	0	41	585
Total	28	1010	0	0	1038	4	18	171	0	193	150	826	100	0	1076	143	17	30	0	190	2497

Quality Counts, LLC

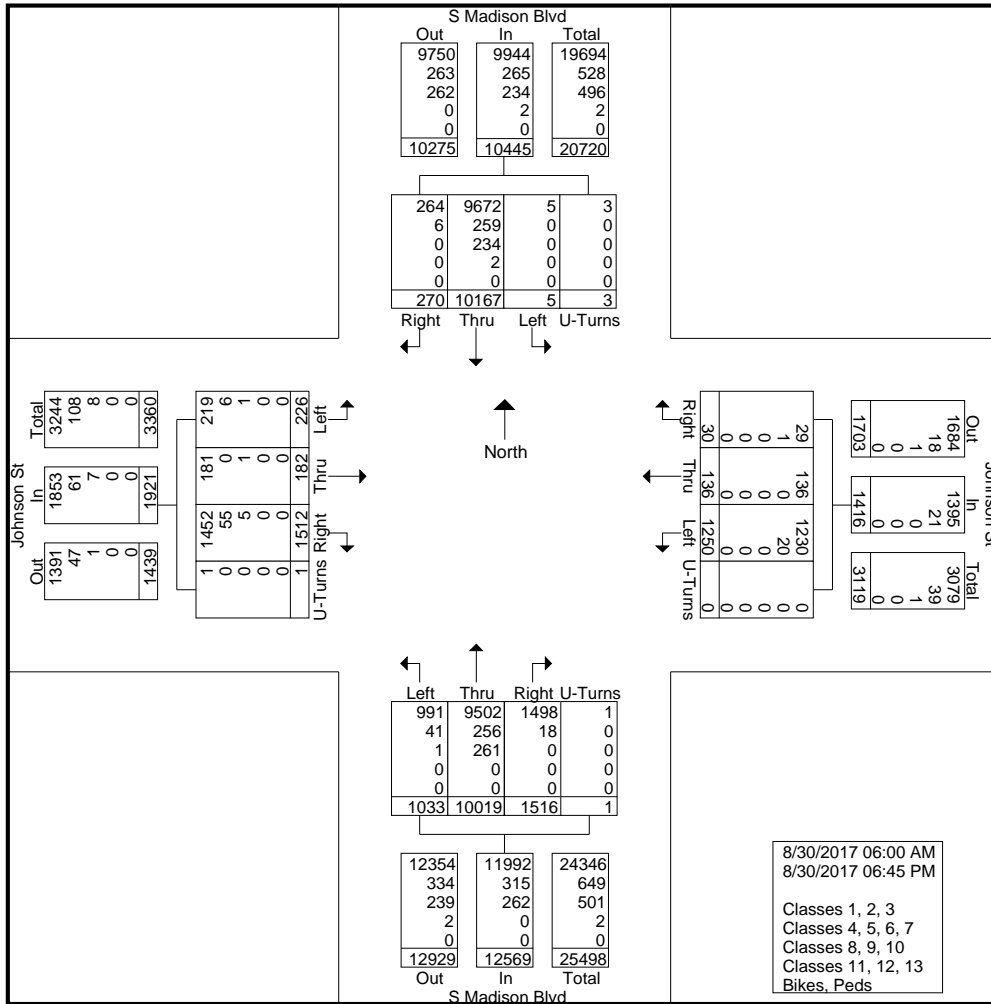
920 Blairhill Rd, STE B106
Charlotte, NC 28217

File Name : 14473006 - S Madison Blvd & Johnson St

Site Code : 14473006

Start Date : 8/30/2017

Page No : 3

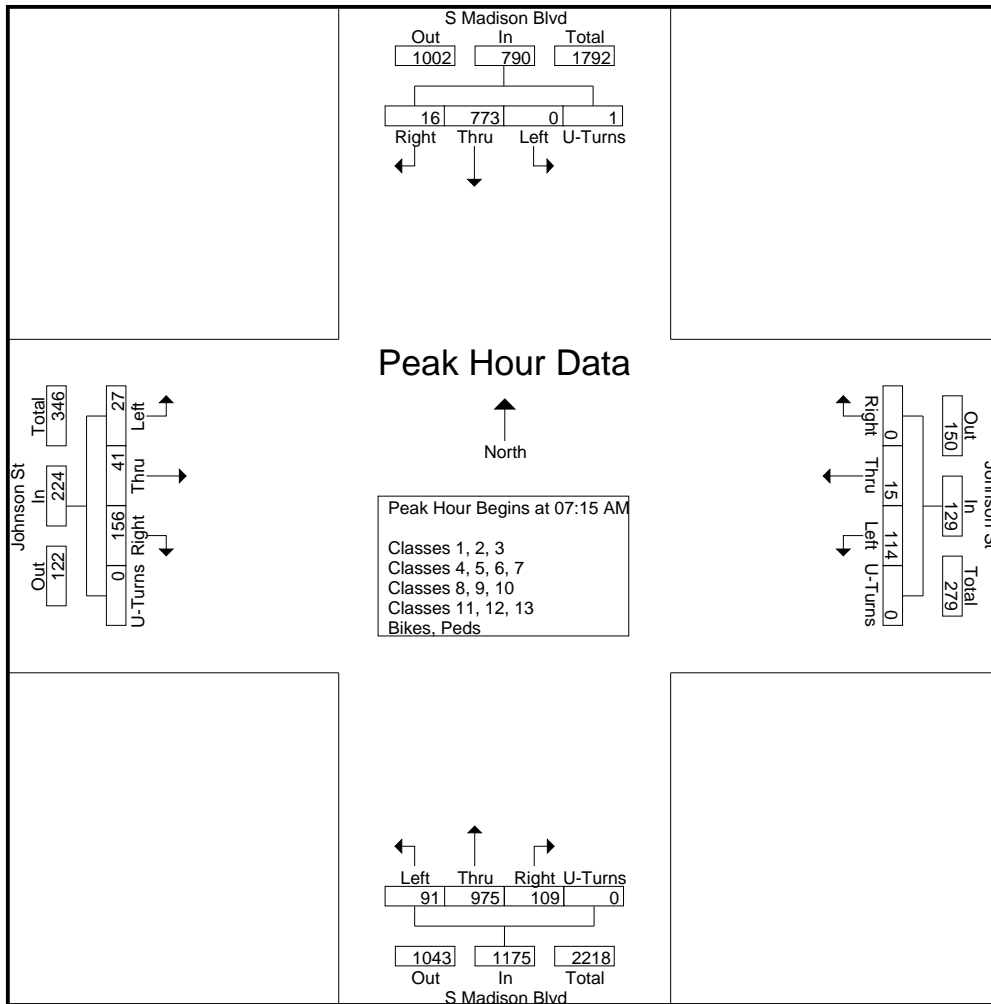


Quality Counts, LLC

920 Blairhill Rd, STE B106
Charlotte, NC 28217

File Name : 14473006 - S Madison Blvd & Johnson St
Site Code : 14473006
Start Date : 8/30/2017
Page No : 4

Start Time	S Madison Blvd Southbound					Johnson St Westbound					S Madison Blvd Northbound					Johnson St Eastbound					Int. Total
	Right	Thru	Left	Peds	App. Total	Right	Thru	Left	Peds	App. Total	Right	Thru	Left	Peds	App. Total	Right	Thru	Left	Peds	App. Total	
Peak Hour Analysis From 06:00 AM to 09:45 AM - Peak 1 of 1																					
Peak Hour for Entire Intersection Begins at 07:15 AM																					
07:15 AM	4	178	0	0	182	0	5	23	0	28	32	196	13	0	241	35	7	6	0	48	499
07:30 AM	6	188	0	1	195	0	2	29	0	31	26	299	20	0	345	47	16	5	0	68	639
07:45 AM	4	195	0	0	199	0	6	40	0	46	34	252	42	0	328	45	12	9	0	66	639
08:00 AM	2	212	0	0	214	0	2	22	0	24	17	228	16	0	261	29	6	7	0	42	541
Total Volume	16	773	0	1	790	0	15	114	0	129	109	975	91	0	1175	156	41	27	0	224	2318
% App. Total	2	97.8	0	0.1		0	11.6	88.4	0		9.3	83	7.7	0		69.6	18.3	12.1	0		
PHF	.667	.912	.000	.250	.923	.000	.625	.713	.000	.701	.801	.815	.542	.000	.851	.830	.641	.750	.000	.824	.907



Quality Counts, LLC

920 Blairhill Rd, STE B106
Charlotte, NC 28217

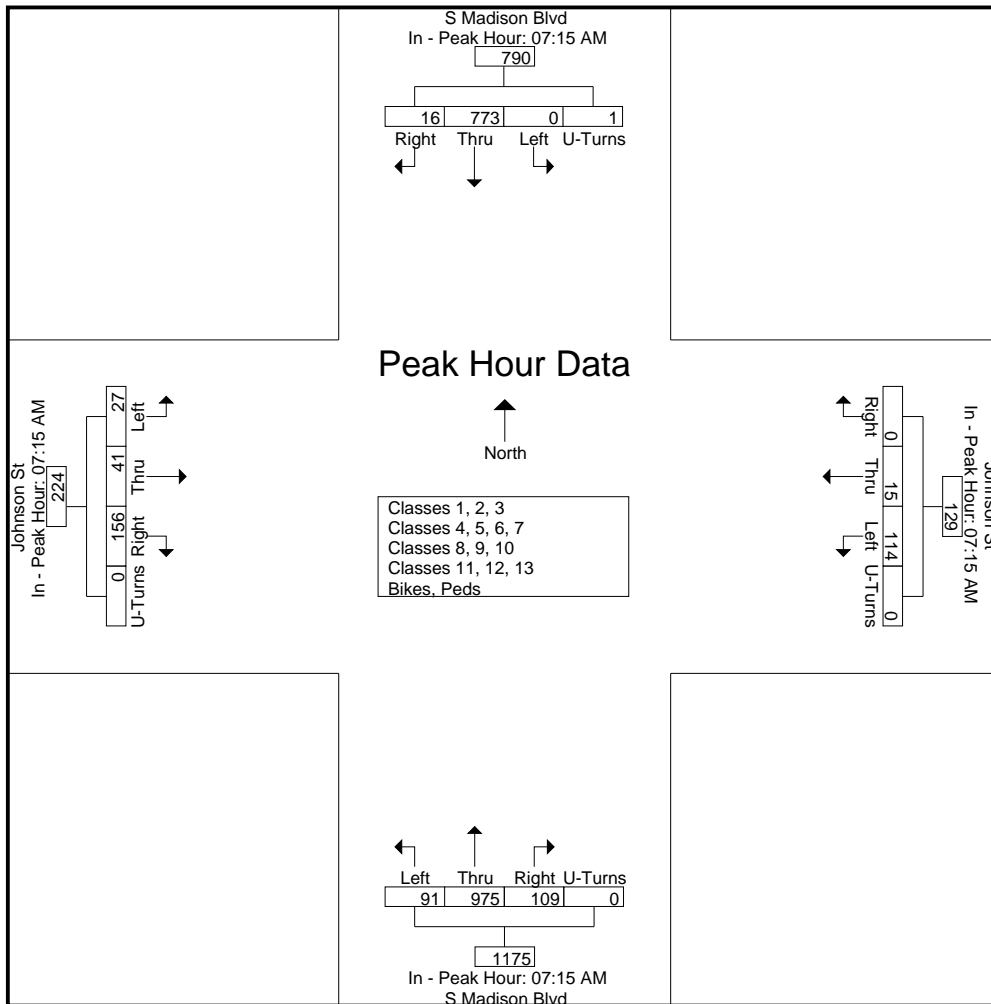
File Name : 14473006 - S Madison Blvd & Johnson St
Site Code : 14473006
Start Date : 8/30/2017
Page No : 5

Start Time	S Madison Blvd Southbound					Johnson St Westbound					S Madison Blvd Northbound					Johnson St Eastbound					Int. Total
	Right	Thru	Left	Peds	App. Total	Right	Thru	Left	Peds	App. Total	Right	Thru	Left	Peds	App. Total	Right	Thru	Left	Peds	App. Total	

Peak Hour Analysis From 06:00 AM to 09:45 AM - Peak 1 of 1

Peak Hour for Each Approach Begins at:

	07:15 AM					07:15 AM					07:15 AM					07:15 AM				
+0 mins.	4	178	0	0	182	0	5	23	0	28	32	196	13	0	241	35	7	6	0	48
+15 mins.	6	188	0	1	195	0	2	29	0	31	26	299	20	0	345	47	16	5	0	68
+30 mins.	4	195	0	0	199	0	6	40	0	46	34	252	42	0	328	45	12	9	0	66
+45 mins.	2	212	0	0	214	0	2	22	0	24	17	228	16	0	261	29	6	7	0	42
Total Volume	16	773	0	1	790	0	15	114	0	129	109	975	91	0	1175	156	41	27	0	224
% App. Total	2	97.8	0	0.1		0	11.6	88.4	0		9.3	83	7.7	0		69.6	18.3	12.1	0	
PHF	.667	.912	.000	.250	.923	.000	.625	.713	.000	.701	.801	.815	.542	.000	.851	.830	.641	.750	.000	.824

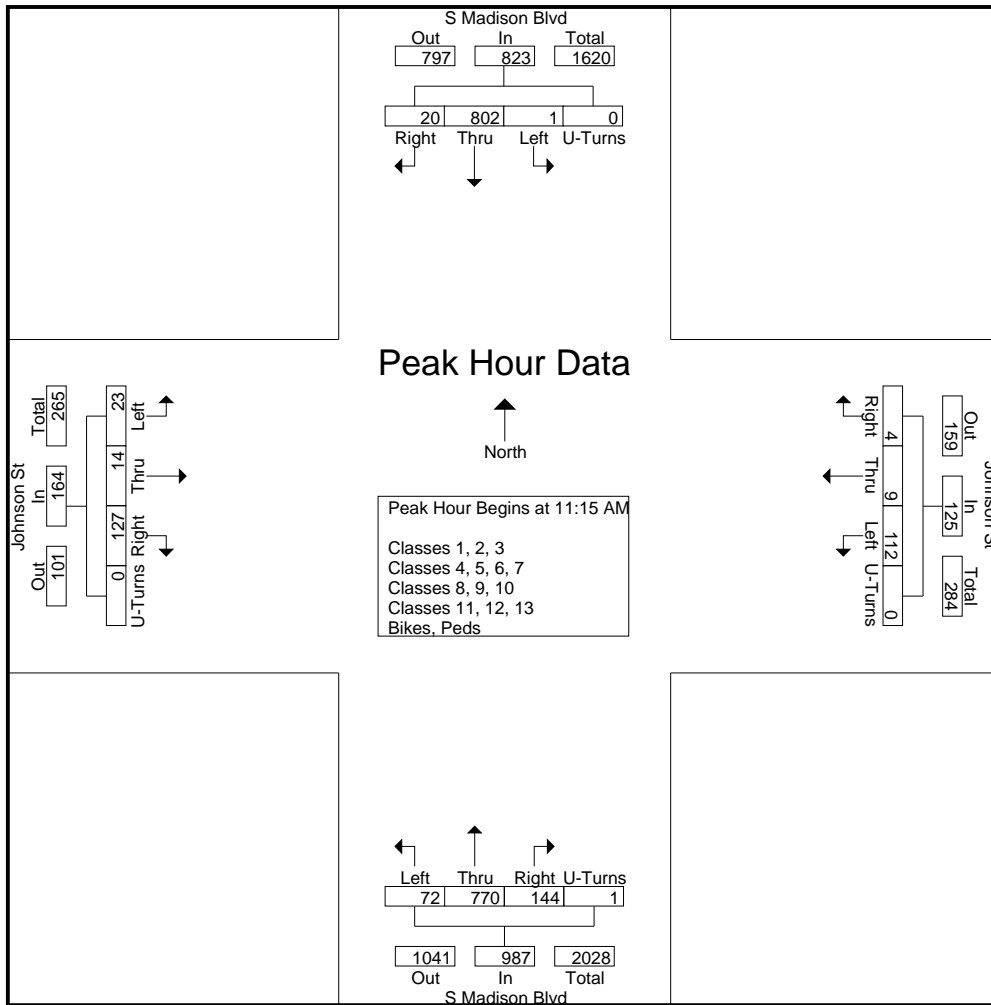


Quality Counts, LLC

920 Blairhill Rd, STE B106
Charlotte, NC 28217

File Name : 14473006 - S Madison Blvd & Johnson St
Site Code : 14473006
Start Date : 8/30/2017
Page No : 6

Start Time	S Madison Blvd Southbound					Johnson St Westbound					S Madison Blvd Northbound					Johnson St Eastbound					Int. Total
	Rig ht	Thr u	Left	Ped s	App. Total	Rig ht	Thr u	Left	Ped s	App. Total	Right	Thr u	Left	Peds	App. Total	Right	Thr u	Left	Peds	App. Total	
Peak Hour Analysis From 10:00 AM to 02:45 PM - Peak 1 of 1																					
Peak Hour for Entire Intersection Begins at 11:15 AM																					
11:15 AM	7	198	0	0	205	1	3	33	0	37	30	200	14	0	244	29	4	6	0	39	525
11:30 AM	4	221	0	0	225	2	0	30	0	32	35	166	17	0	218	39	7	3	0	49	524
11:45 AM	6	177	1	0	184	1	4	23	0	28	35	199	20	0	254	29	2	6	0	37	503
12:00 PM	3	206	0	0	209	0	2	26	0	28	44	205	21	1	271	30	1	8	0	39	547
Total Volume	20	802	1	0	823	4	9	112	0	125	144	770	72	1	987	127	14	23	0	164	2099
% App. Total	2.4	97.4	0.1	0		3.2	7.2	89.6	0		14.6	78	7.3	0.1		77.4	8.5	14	0		
PHF	.714	.907	.250	.000	.914	.500	.563	.848	.000	.845	.818	.939	.857	.250	.911	.814	.500	.719	.000	.837	.959



Quality Counts, LLC

920 Blairhill Rd, STE B106
Charlotte, NC 28217

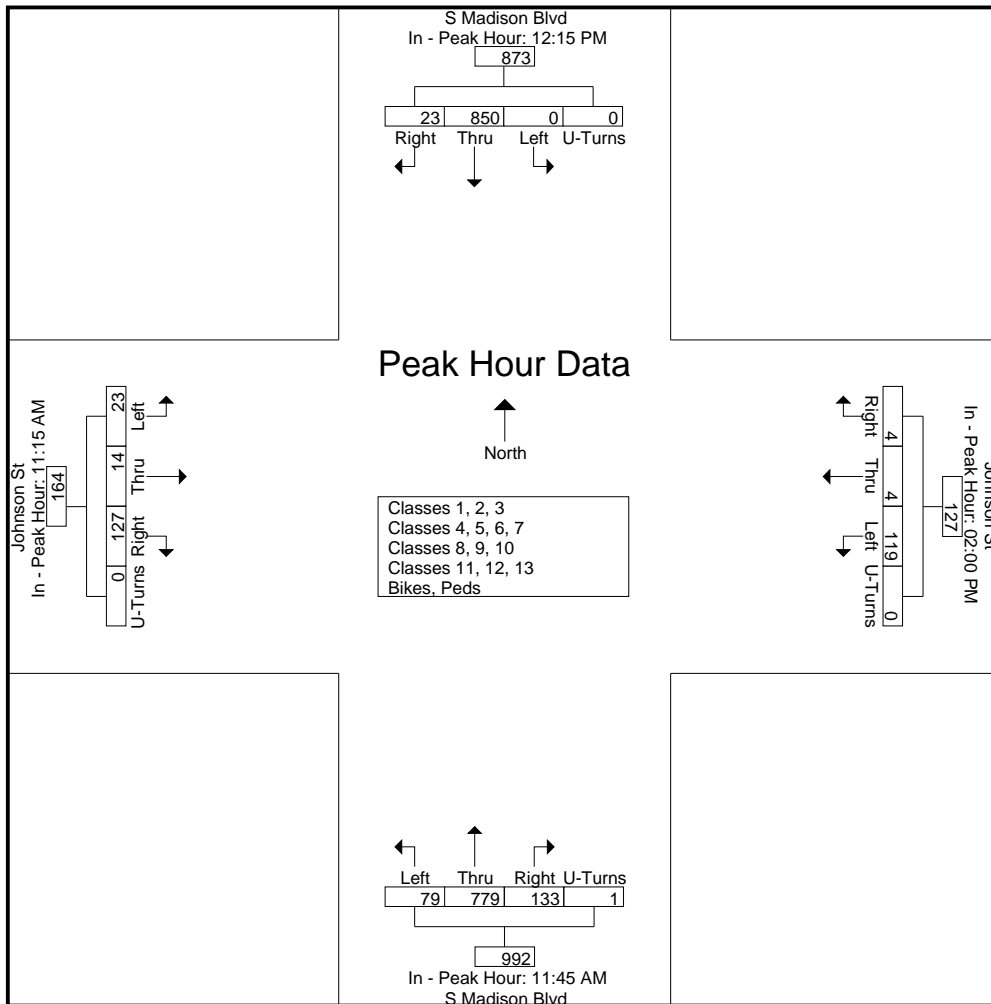
File Name : 14473006 - S Madison Blvd & Johnson St
Site Code : 14473006
Start Date : 8/30/2017
Page No : 7

Start Time	S Madison Blvd Southbound					Johnson St Westbound					S Madison Blvd Northbound					Johnson St Eastbound					Int. Total
	Rig ht	Thr u	Left	Ped s	App. Total	Rig ht	Thr u	Left	Ped s	App. Total	Right	Thr u	Left	Peds	App. Total	Right	Thr u	Left	Peds	App. Total	

Peak Hour Analysis From 10:00 AM to 02:45 PM - Peak 1 of 1

Peak Hour for Each Approach Begins at:

	12:15 PM					02:00 PM					11:45 AM					11:15 AM				
+0 mins.	5	223	0	0	228	0	1	26	0	27	35	199	20	0	254	29	4	6	0	39
+15 mins.	4	239	0	0	243	2	2	34	0	38	44	205	21	1	271	39	7	3	0	49
+30 mins.	4	186	0	0	190	1	1	32	0	34	25	188	17	0	230	29	2	6	0	37
+45 mins.	10	202	0	0	212	1	0	27	0	28	29	187	21	0	237	30	1	8	0	39
Total Volume	23	850	0	0	873	4	4	119	0	127	133	779	79	1	992	127	14	23	0	164
% App. Total	2.6	97.4	0	0		3.1	3.1	93.7	0		13.4	78.5	8	0.1		77.4	8.5	14	0	
PHF	.575	.889	.000	.000	.898	.500	.500	.875	.000	.836	.756	.950	.940	.250	.915	.814	.500	.719	.000	.837

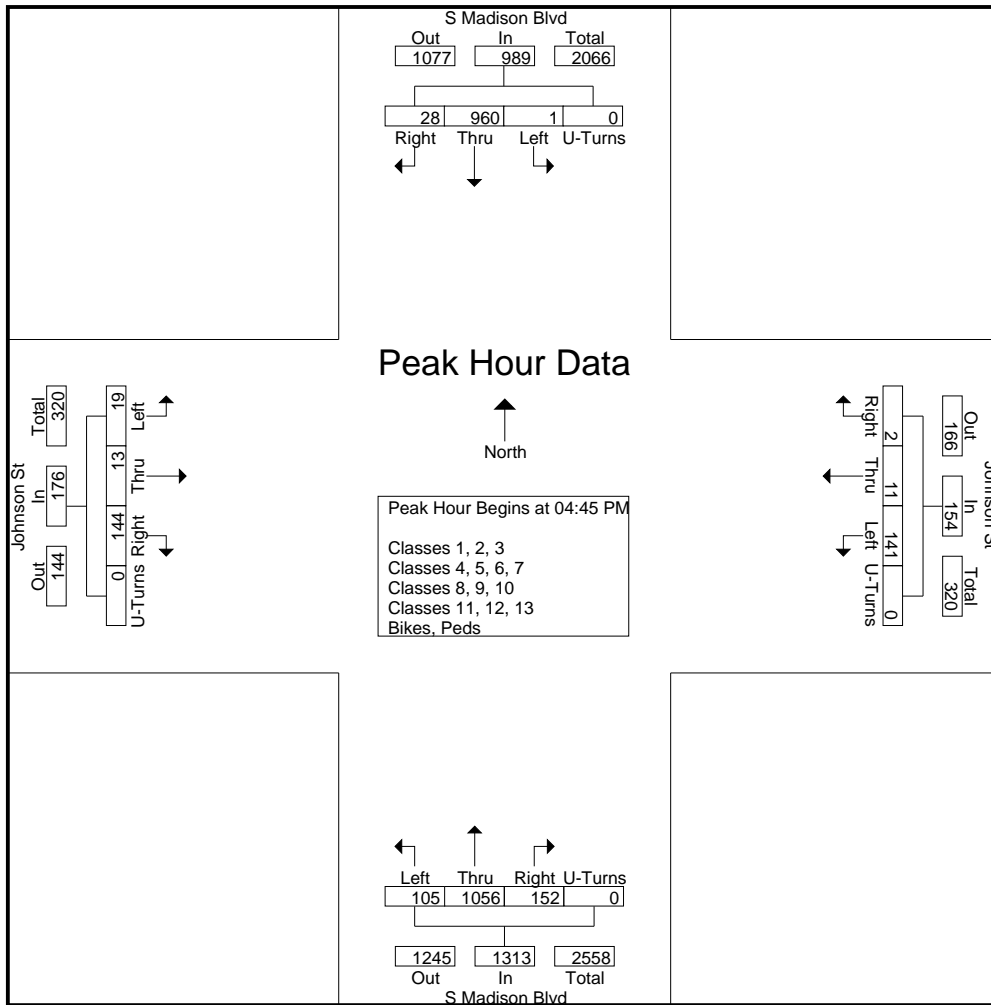


Quality Counts, LLC

920 Blairhill Rd, STE B106
Charlotte, NC 28217

File Name : 14473006 - S Madison Blvd & Johnson St
Site Code : 14473006
Start Date : 8/30/2017
Page No : 8

Start Time	S Madison Blvd Southbound					Johnson St Westbound					S Madison Blvd Northbound					Johnson St Eastbound					Int. Total
	Rig ht	Thr u	Left	Ped s	App. Total	Rig ht	Thr u	Left	Ped s	App. Total	Right	Thr u	Left	Peds	App. Total	Right	Thr u	Left	Peds	App. Total	
Peak Hour Analysis From 03:00 PM to 06:45 PM - Peak 1 of 1																					
Peak Hour for Entire Intersection Begins at 04:45 PM																					
04:45 PM	4	225	0	0	229	0	4	31	0	35	42	263	19	0	324	36	1	4	0	41	629
05:00 PM	9	272	1	0	282	1	2	40	0	43	29	253	23	0	305	40	5	4	0	49	679
05:15 PM	5	256	0	0	261	0	4	40	0	44	53	254	37	0	344	33	3	4	0	40	689
05:30 PM	10	207	0	0	217	1	1	30	0	32	28	286	26	0	340	35	4	7	0	46	635
Total Volume	28	960	1	0	989	2	11	141	0	154	152	1056	105	0	1313	144	13	19	0	176	2632
% App. Total	2.8	97.1	0.1	0		1.3	7.1	91.6	0		11.6	80.4	8	0		81.8	7.4	10.8	0		
PHF	.700	.882	.250	.000	.877	.500	.688	.881	.000	.875	.717	.923	.709	.000	.954	.900	.650	.679	.000	.898	.955



Quality Counts, LLC

920 Blairhill Rd, STE B106
Charlotte, NC 28217

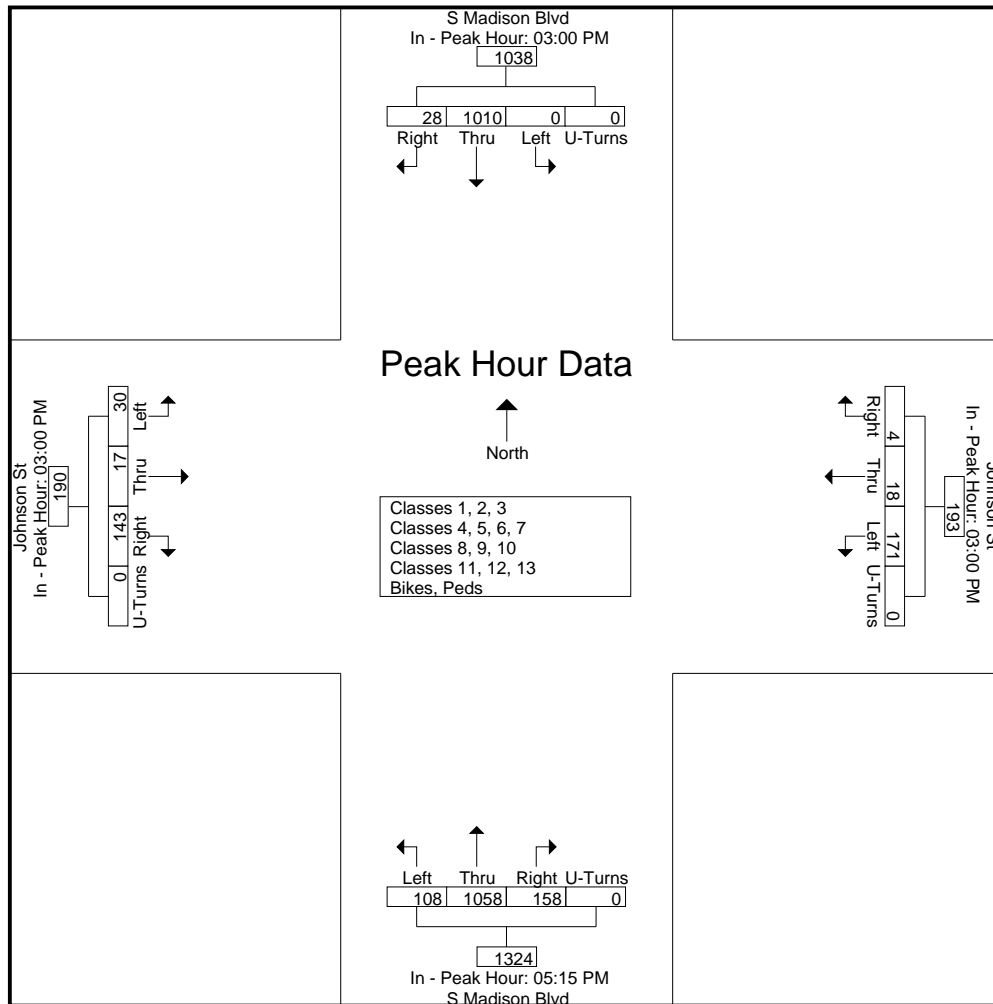
File Name : 14473006 - S Madison Blvd & Johnson St
Site Code : 14473006
Start Date : 8/30/2017
Page No : 9

Start Time	S Madison Blvd Southbound					Johnson St Westbound					S Madison Blvd Northbound					Johnson St Eastbound					Int. Total
	Rig ht	Thr u	Left	Ped s	App. Total	Rig ht	Thr u	Left	Ped s	App. Total	Right	Thr u	Left	Peds	App. Total	Right	Thr u	Left	Peds	App. Total	

Peak Hour Analysis From 03:00 PM to 06:45 PM - Peak 1 of 1

Peak Hour for Each Approach Begins at:

	03:00 PM					03:00 PM					05:15 PM					03:00 PM				
+0 mins.	6	250	0	0	256	0	7	43	0	50	53	254	37	0	344	38	6	8	0	52
+15 mins.	11	278	0	0	289	0	8	52	0	60	28	286	26	0	340	31	5	9	0	45
+30 mins.	9	231	0	0	240	1	0	38	0	39	40	272	21	0	333	40	3	9	0	52
+45 mins.	2	251	0	0	253	3	3	38	0	44	37	246	24	0	307	34	3	4	0	41
Total Volume	28	1010	0	0	1038	4	18	171	0	193	158	1058	108	0	1324	143	17	30	0	190
% App. Total	2.7	97.3	0	0		2.1	9.3	88.6	0		11.9	79.9	8.2	0		75.3	8.9	15.8	0	
PHF	.636	.908	.000	.000	.898	.333	.563	.822	.000	.804	.745	.925	.730	.000	.962	.894	.708	.833	.000	.913



Quality Counts, LLC

920 Blairhill Rd, STE B106
Charlotte, NC 28217

File Name : 14473006 - S Madison Blvd & Johnson St

Site Code : 14473006

Start Date : 8/30/2017

Page No : 1

Groups Printed- Classes 1, 2, 3

Start Time	S Madison Blvd Southbound					Johnson St Westbound					S Madison Blvd Northbound					Johnson St Eastbound					Int. Total
	Right	Thru	Left	U-Turns	App. Total	Right	Thru	Left	U-Turns	App. Total	Right	Thru	Left	U-Turns	App. Total	Right	Thru	Left	U-Turns	App. Total	
06:00 AM	0	121	0	0	121	0	1	7	0	8	3	39	10	0	52	13	0	0	0	13	194
06:15 AM	3	173	0	0	176	0	1	7	0	8	5	52	6	0	63	23	0	0	0	23	270
06:30 AM	1	132	0	0	133	0	0	12	0	12	4	83	7	0	94	32	1	1	0	34	273
06:45 AM	2	145	0	0	147	1	1	6	0	8	8	123	20	0	151	36	0	3	0	39	345
Total	6	571	0	0	577	1	3	32	0	36	20	297	43	0	360	104	1	4	0	109	1082
07:00 AM	4	166	0	0	170	0	0	12	0	12	13	121	15	0	149	32	2	3	0	37	368
07:15 AM	4	165	0	0	169	0	5	23	0	28	29	183	12	0	224	32	7	4	0	43	464
07:30 AM	6	176	0	1	183	0	2	28	0	30	26	281	20	0	327	45	16	5	0	66	606
07:45 AM	4	179	0	0	183	0	6	39	0	45	34	238	40	0	312	43	12	9	0	64	604
Total	18	686	0	1	705	0	13	102	0	115	102	823	87	0	1012	152	37	21	0	210	2042
08:00 AM	2	194	0	0	196	0	2	21	0	23	17	218	15	0	250	29	6	7	0	42	511
08:15 AM	5	164	0	0	169	0	1	14	0	15	31	161	15	0	207	26	1	1	0	28	419
08:30 AM	4	120	0	0	124	0	3	12	0	15	15	163	21	0	199	18	3	6	0	27	365
08:45 AM	7	148	0	0	155	1	2	14	0	17	25	134	24	0	183	25	1	7	0	33	388
Total	18	626	0	0	644	1	8	61	0	70	88	676	75	0	839	98	11	21	0	130	1683
09:00 AM	8	124	0	1	133	0	4	10	0	14	23	143	15	0	181	30	4	5	0	39	367
09:15 AM	13	125	0	0	138	0	1	15	0	16	29	153	13	0	195	26	5	11	0	42	391
09:30 AM	6	155	0	0	161	0	0	19	0	19	19	130	12	0	161	16	3	7	0	26	367
09:45 AM	6	158	0	0	164	1	2	17	0	20	24	171	15	0	210	29	5	8	0	42	436
Total	33	562	0	1	596	1	7	61	0	69	95	597	55	0	747	101	17	31	0	149	1561
10:00 AM	6	188	0	0	194	0	8	14	0	22	25	134	15	0	174	24	1	3	0	28	418
10:15 AM	7	145	0	0	152	0	3	19	0	22	28	133	13	0	174	26	5	1	0	32	380
10:30 AM	6	153	0	0	159	0	4	20	0	24	20	147	11	0	178	24	5	3	0	32	393
10:45 AM	3	154	0	0	157	0	2	20	0	22	21	158	16	0	195	17	5	8	0	30	404
Total	22	640	0	0	662	0	17	73	0	90	94	572	55	0	721	91	16	15	0	122	1595
11:00 AM	5	180	1	0	186	0	2	24	0	26	25	146	13	0	184	21	4	2	0	27	423
11:15 AM	7	181	0	0	188	1	3	33	0	37	29	183	13	0	225	28	4	6	0	38	488
11:30 AM	4	213	0	0	217	2	0	28	0	30	35	151	16	0	202	36	7	3	0	46	495
11:45 AM	5	171	1	0	177	1	4	23	0	28	35	190	16	0	241	29	2	6	0	37	483
Total	21	745	2	0	768	4	9	108	0	121	124	670	58	0	852	114	17	17	0	148	1889
12:00 PM	3	198	0	0	201	0	2	26	0	28	44	197	21	1	263	30	1	8	0	39	531
12:15 PM	5	211	0	0	216	0	6	21	0	27	25	177	17	0	219	24	1	2	0	27	489
12:30 PM	4	228	0	0	232	2	2	18	0	22	28	176	21	0	225	16	3	6	0	25	504
12:45 PM	4	173	0	0	177	2	3	17	0	22	17	190	21	0	228	28	1	3	0	32	459
Total	16	810	0	0	826	4	13	82	0	99	114	740	80	1	935	98	6	19	0	123	1983
01:00 PM	10	193	0	0	203	2	1	26	0	29	29	166	16	0	211	26	5	0	0	31	474
01:15 PM	11	190	0	0	201	0	1	24	0	25	33	186	15	0	234	20	2	3	0	25	485
01:30 PM	0	178	0	0	178	1	2	14	0	17	39	186	18	0	243	18	3	5	0	26	464
01:45 PM	6	200	0	0	206	3	1	18	0	22	31	172	11	0	214	22	3	1	0	26	468
Total	27	761	0	0	788	6	5	82	0	93	132	710	60	0	902	86	13	9	0	108	1891
02:00 PM	5	181	0	0	186	0	1	26	0	27	37	178	20	0	235	10	3	2	1	16	464
02:15 PM	4	195	0	0	199	2	2	33	0	37	32	176	14	0	222	28	1	1	0	30	488
02:30 PM	4	177	1	0	182	1	1	31	0	33	29	168	15	0	212	16	3	0	0	19	446
02:45 PM	4	204	0	0	208	1	0	25	0	26	36	203	30	0	269	38	8	1	0	47	550
Total	17	757	1	0	775	4	4	115	0	123	134	725	79	0	938	92	15	4	1	112	1948
03:00 PM	5	228	0	0	233	0	7	41	0	48	40	221	21	0	282	37	6	8	0	51	614
03:15 PM	11	270	0	0	281	0	8	52	0	60	32	177	31	0	240	28	5	9	0	42	623
03:30 PM	9	227	0	0	236	1	0	36	0	37	44	204	21	0	269	39	3	8	0	50	592
03:45 PM	2	243	0	0	245	3	3	38	0	44	34	180	19	0	233	31	3	3	0	37	559
Total	27	968	0	0	995	4	18	167	0	189	150	782	92	0	1024	135	17	28	0	180	2388

Quality Counts, LLC

920 Blairhill Rd, STE B106
Charlotte, NC 28217

File Name : 14473006 - S Madison Blvd & Johnson St

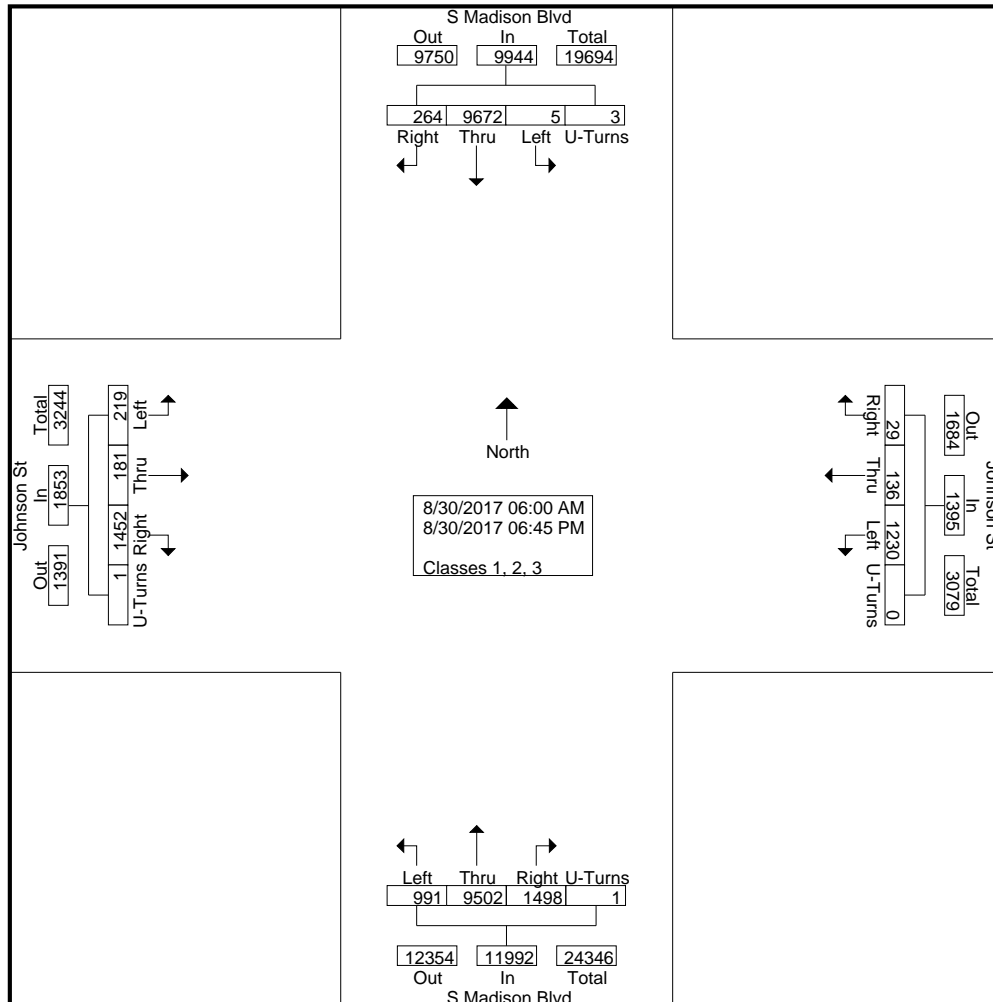
Site Code : 14473006

Start Date : 8/30/2017

Page No : 2

Groups Printed- Classes 1, 2, 3

Start Time	S Madison Blvd Southbound					Johnson St Westbound					S Madison Blvd Northbound					Johnson St Eastbound					Int. Total
	Right	Thru	Left	U-Turns	App. Total	Right	Thru	Left	U-Turns	App. Total	Right	Thru	Left	U-Turns	App. Total	Right	Thru	Left	U-Turns	App. Total	
04:00 PM	3	211	0	0	214	0	5	33	0	38	41	247	25	0	313	37	4	3	0	44	609
04:15 PM	8	176	0	0	184	0	6	31	0	37	35	240	28	0	303	27	2	8	0	37	561
04:30 PM	4	216	0	0	220	0	3	27	0	30	43	235	30	0	308	35	4	3	0	42	600
04:45 PM	4	217	0	0	221	0	4	31	0	35	42	254	19	0	315	36	1	4	0	41	612
Total	19	820	0	0	839	0	18	122	0	140	161	976	102	0	1239	135	11	18	0	164	2382
05:00 PM	9	263	1	0	273	1	2	39	0	42	29	247	23	0	299	40	5	4	0	49	663
05:15 PM	5	247	0	0	252	0	4	39	0	43	53	250	37	0	340	33	3	4	0	40	675
05:30 PM	10	201	0	0	211	1	1	30	0	32	28	278	26	0	332	34	4	7	0	45	620
05:45 PM	5	212	0	0	217	2	7	21	0	30	39	269	21	0	329	36	1	0	0	37	613
Total	29	923	1	0	953	4	14	129	0	147	149	1044	107	0	1300	143	13	15	0	171	2571
06:00 PM	5	207	1	0	213	0	1	26	0	27	37	243	24	0	304	20	2	3	0	25	569
06:15 PM	1	201	0	0	202	0	1	30	0	31	33	220	22	0	275	27	2	4	0	33	541
06:30 PM	3	217	0	0	220	0	2	20	0	22	29	237	26	0	292	29	2	1	0	32	566
06:45 PM	2	178	0	1	181	0	3	20	0	23	36	190	26	0	252	27	1	9	0	37	493
Total	11	803	1	1	816	0	7	96	0	103	135	890	98	0	1123	103	7	17	0	127	2169
Grand Total	264	9672	5	3	9944	29	136	1230	0	1395	1498	9502	991	1	11992	1452	181	219	1	1853	25184
Apprch %	2.7	97.3	0.1	0		2.1	9.7	88.2	0		12.5	79.2	8.3	0		78.4	9.8	11.8	0.1		
Total %	1	38.4	0	0	39.5	0.1	0.5	4.9	0	5.5	5.9	37.7	3.9	0	47.6	5.8	0.7	0.9	0	7.4	

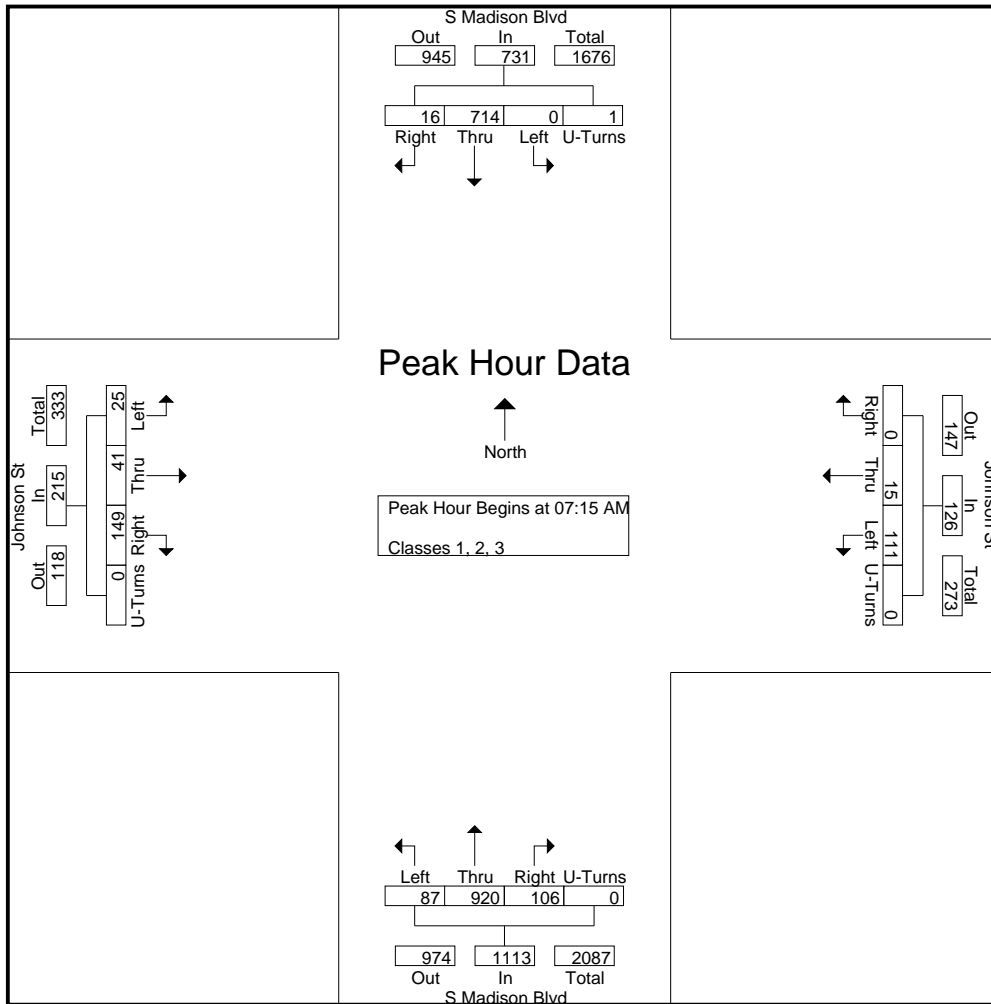


Quality Counts, LLC

920 Blairhill Rd, STE B106
Charlotte, NC 28217

File Name : 14473006 - S Madison Blvd & Johnson St
Site Code : 14473006
Start Date : 8/30/2017
Page No : 3

Start Time	S Madison Blvd Southbound					Johnson St Westbound					S Madison Blvd Northbound					Johnson St Eastbound					Int. Total
	Right	Thru	Left	U-Turns	App. Total	Right	Thru	Left	U-Turns	App. Total	Right	Thru	Left	U-Turns	App. Total	Right	Thru	Left	U-Turns	App. Total	
Peak Hour Analysis From 06:00 AM to 09:45 AM - Peak 1 of 1																					
Peak Hour for Entire Intersection Begins at 07:15 AM																					
07:15 AM	4	165	0	0	169	0	5	23	0	28	29	183	12	0	224	32	7	4	0	43	464
07:30 AM	6	176	0	1	183	0	2	28	0	30	26	281	20	0	327	45	16	5	0	66	606
07:45 AM	4	179	0	0	183	0	6	39	0	45	34	238	40	0	312	43	12	9	0	64	604
08:00 AM	2	194	0	0	196	0	2	21	0	23	17	218	15	0	250	29	6	7	0	42	511
Total Volume	16	714	0	1	731	0	15	111	0	126	106	920	87	0	1113	149	41	25	0	215	2185
% App. Total	2.2	97.7	0	0.1		0	11.9	88.1	0		9.5	82.7	7.8	0		69.3	19.1	11.6	0		
PHF	.667	.920	.000	.250	.932	.000	.625	.712	.000	.700	.779	.819	.544	.000	.851	.828	.641	.694	.000	.814	.901



Quality Counts, LLC

920 Blairhill Rd, STE B106
Charlotte, NC 28217

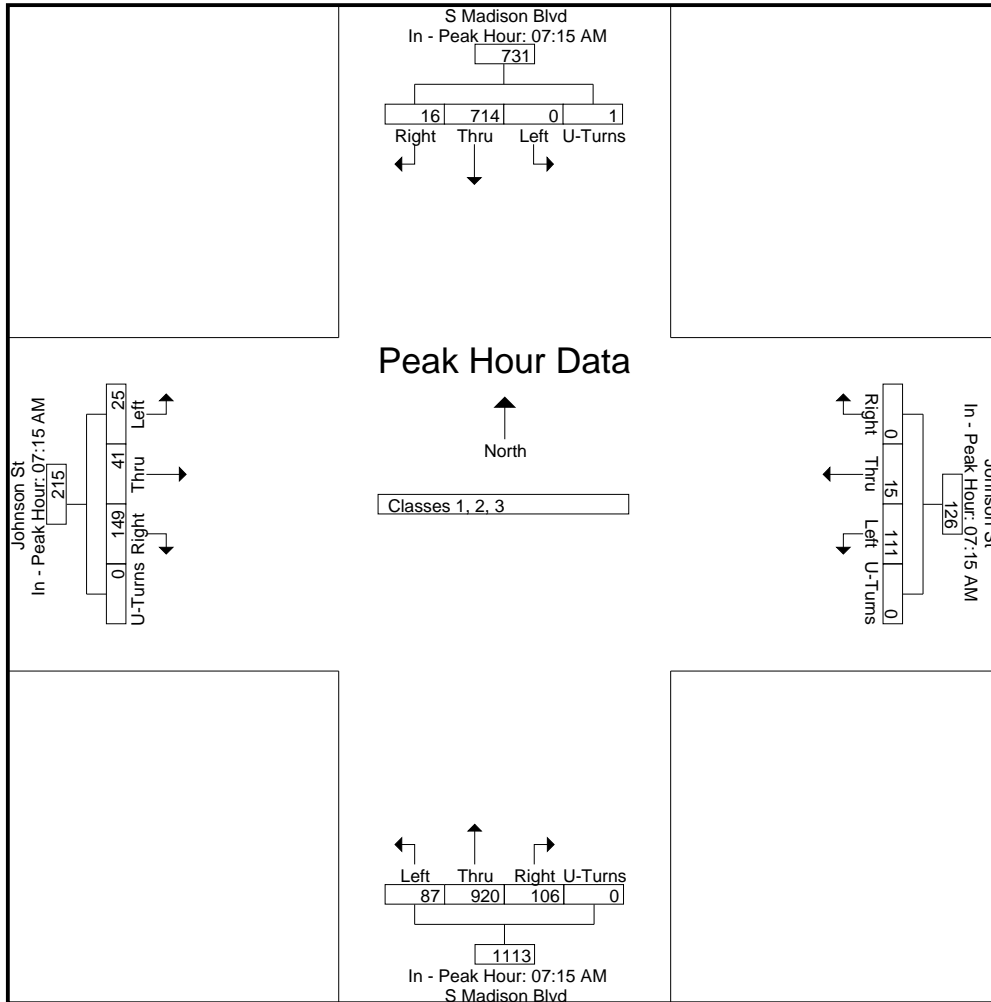
File Name : 14473006 - S Madison Blvd & Johnson St
Site Code : 14473006
Start Date : 8/30/2017
Page No : 4

Start Time	S Madison Blvd Southbound					Johnson St Westbound					S Madison Blvd Northbound					Johnson St Eastbound					Int. Total
	Right	Thru	Left	U-Turns	App. Total	Right	Thru	Left	U-Turns	App. Total	Right	Thru	Left	U-Turns	App. Total	Right	Thru	Left	U-Turns	App. Total	

Peak Hour Analysis From 06:00 AM to 09:45 AM - Peak 1 of 1

Peak Hour for Each Approach Begins at:

	07:15 AM					07:15 AM					07:15 AM					07:15 AM				
+0 mins.	4	165	0	0	169	0	5	23	0	28	29	183	12	0	224	32	7	4	0	43
+15 mins.	6	176	0	1	183	0	2	28	0	30	26	281	20	0	327	45	16	5	0	66
+30 mins.	4	179	0	0	183	0	6	39	0	45	34	238	40	0	312	43	12	9	0	64
+45 mins.	2	194	0	0	196	0	2	21	0	23	17	218	15	0	250	29	6	7	0	42
Total Volume	16	714	0	1	731	0	15	111	0	126	106	920	87	0	1113	149	41	25	0	215
% App. Total	2.2	97.7	0	0.1		0	11.9	88.1	0		9.5	82.7	7.8	0		69.3	19.1	11.6	0	
PHF	.667	.920	.000	.250	.932	.000	.625	.712	.000	.700	.779	.819	.544	.000	.851	.828	.641	.694	.000	.814

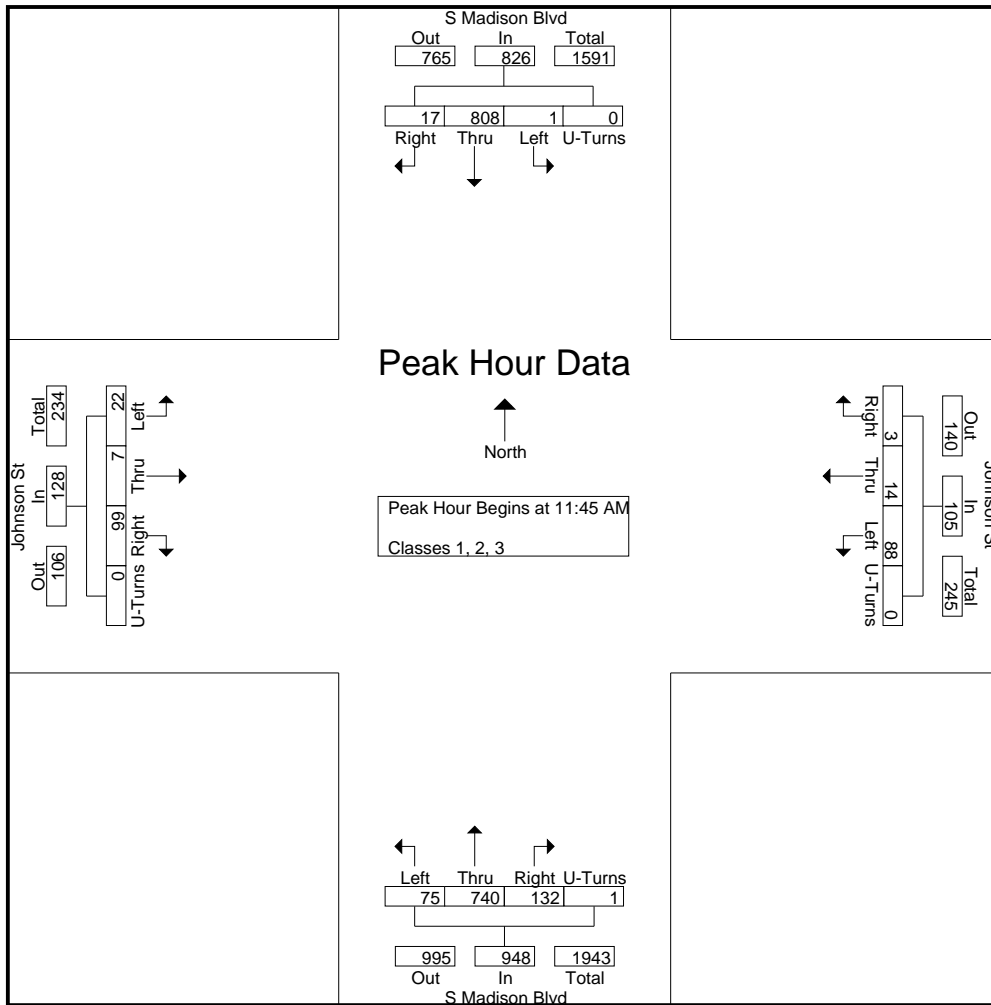


Quality Counts, LLC

920 Blairhill Rd, STE B106
Charlotte, NC 28217

File Name : 14473006 - S Madison Blvd & Johnson St
Site Code : 14473006
Start Date : 8/30/2017
Page No : 5

Start Time	S Madison Blvd Southbound					Johnson St Westbound					S Madison Blvd Northbound					Johnson St Eastbound					Int. Total
	Right	Thru	Left	U-Turns	App. Total	Right	Thru	Left	U-Turns	App. Total	Right	Thru	Left	U-Turns	App. Total	Right	Thru	Left	U-Turns	App. Total	
Peak Hour Analysis From 10:00 AM to 02:45 PM - Peak 1 of 1																					
Peak Hour for Entire Intersection Begins at 11:45 AM																					
11:45 AM	5	171	1	0	177	1	4	23	0	28	35	190	16	0	241	29	2	6	0	37	483
12:00 PM	3	198	0	0	201	0	2	26	0	28	44	197	21	1	263	30	1	8	0	39	531
12:15 PM	5	211	0	0	216	0	6	21	0	27	25	177	17	0	219	24	1	2	0	27	489
12:30 PM	4	228	0	0	232	2	2	18	0	22	28	176	21	0	225	16	3	6	0	25	504
Total Volume	17	808	1	0	826	3	14	88	0	105	132	740	75	1	948	99	7	22	0	128	2007
% App. Total	2.1	97.8	0.1	0		2.9	13.3	83.8	0		13.9	78.1	7.9	0.1		77.3	5.5	17.2	0		
PHF	.850	.886	.250	.000	.890	.375	.583	.846	.000	.938	.750	.939	.893	.250	.901	.825	.583	.688	.000	.821	.945



Quality Counts, LLC

920 Blairhill Rd, STE B106
Charlotte, NC 28217

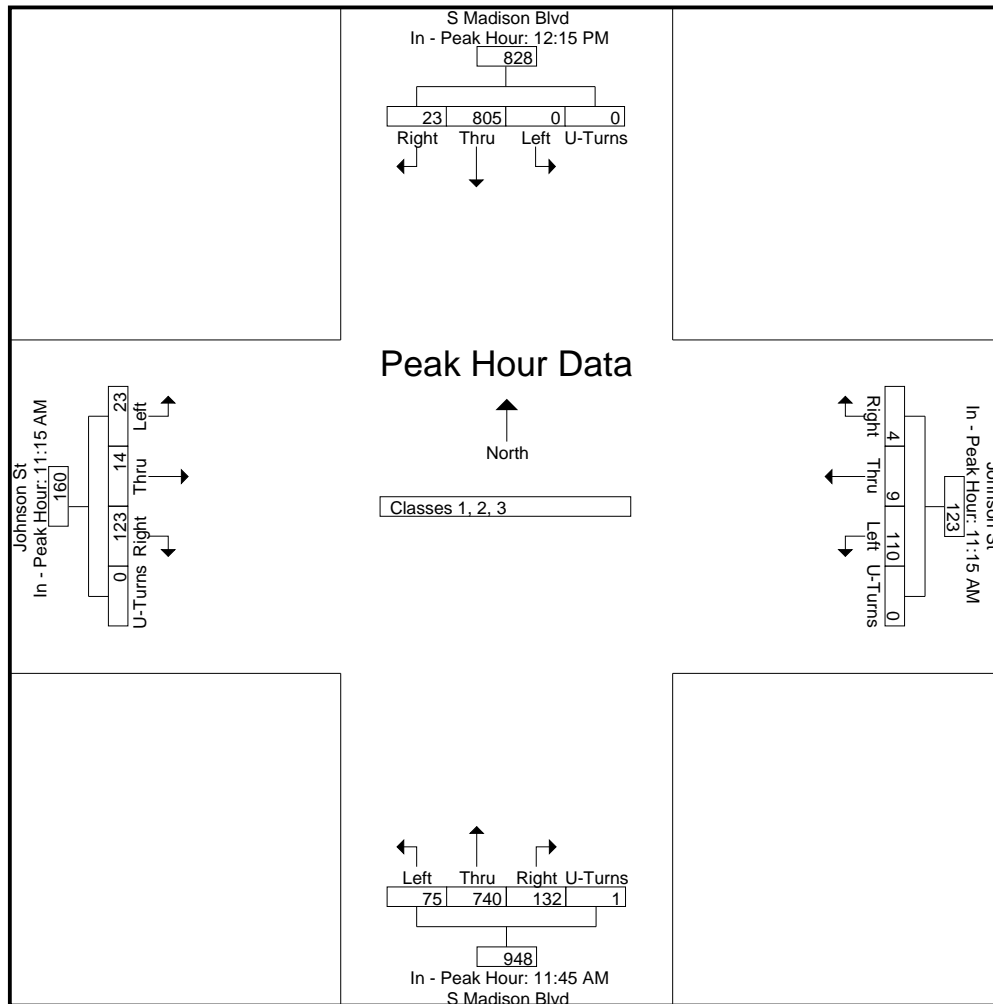
File Name : 14473006 - S Madison Blvd & Johnson St
Site Code : 14473006
Start Date : 8/30/2017
Page No : 6

Start Time	S Madison Blvd Southbound					Johnson St Westbound					S Madison Blvd Northbound					Johnson St Eastbound					Int. Total
	Rig ht	Thr u	Left	U-Turns	App. Total	Right	Thr u	Left	U-Turns	App. Total	Right	Thr u	Left	U-Turns	App. Total	Right	Thr u	Left	U-Turns	App. Total	

Peak Hour Analysis From 10:00 AM to 02:45 PM - Peak 1 of 1

Peak Hour for Each Approach Begins at:

	12:15 PM					11:15 AM					11:45 AM					11:15 AM				
+0 mins.	5	211	0	0	216	1	3	33	0	37	35	190	16	0	241	28	4	6	0	38
+15 mins.	4	228	0	0	232	2	0	28	0	30	44	197	21	1	263	36	7	3	0	46
+30 mins.	4	173	0	0	177	1	4	23	0	28	25	177	17	0	219	29	2	6	0	37
+45 mins.	10	193	0	0	203	0	2	26	0	28	28	176	21	0	225	30	1	8	0	39
Total Volume	23	805	0	0	828	4	9	110	0	123	132	740	75	1	948	123	14	23	0	160
% App. Total	2.8	97.2	0	0		3.3	7.3	89.4	0		13.9	78.1	7.9	0.1		76.9	8.8	14.4	0	
PHF	.575	.883	.000	.000	.892	.500	.563	.833	.000	.831	.750	.939	.893	.250	.901	.854	.500	.719	.000	.870

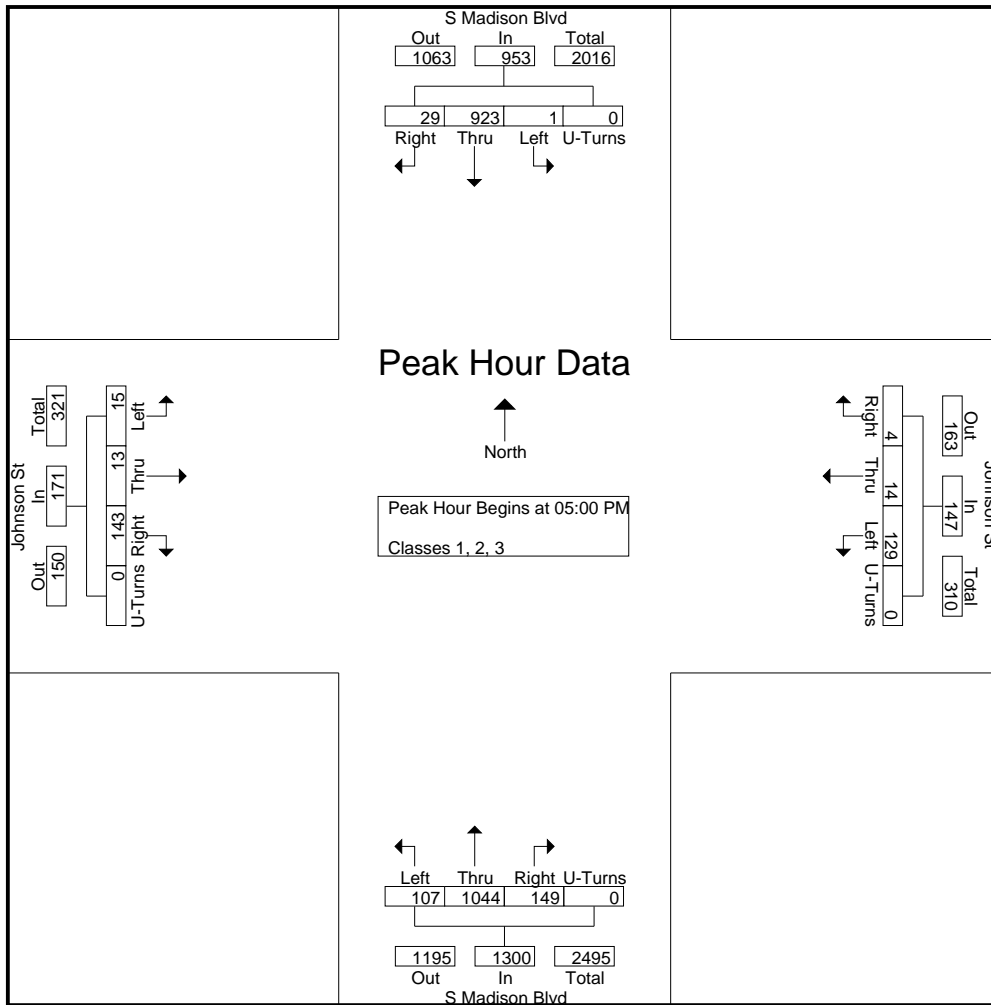


Quality Counts, LLC

920 Blairhill Rd, STE B106
Charlotte, NC 28217

File Name : 14473006 - S Madison Blvd & Johnson St
Site Code : 14473006
Start Date : 8/30/2017
Page No : 7

Start Time	S Madison Blvd Southbound					Johnson St Westbound					S Madison Blvd Northbound					Johnson St Eastbound					Int. Total
	Right	Thru	Left	U-Turns	App. Total	Right	Thru	Left	U-Turns	App. Total	Right	Thru	Left	U-Turns	App. Total	Right	Thru	Left	U-Turns	App. Total	
Peak Hour Analysis From 03:00 PM to 06:45 PM - Peak 1 of 1																					
Peak Hour for Entire Intersection Begins at 05:00 PM																					
05:00 PM	9	263	1	0	273	1	2	39	0	42	29	247	23	0	299	40	5	4	0	49	663
05:15 PM	5	247	0	0	252	0	4	39	0	43	53	250	37	0	340	33	3	4	0	40	675
05:30 PM	10	201	0	0	211	1	1	30	0	32	28	278	26	0	332	34	4	7	0	45	620
05:45 PM	5	212	0	0	217	2	7	21	0	30	39	269	21	0	329	36	1	0	0	37	613
Total Volume	29	923	1	0	953	4	14	129	0	147	149	1044	107	0	1300	143	13	15	0	171	2571
% App. Total	3	96.9	0.1	0		2.7	9.5	87.8	0		11.5	80.3	8.2	0		83.6	7.6	8.8	0		
PHF	.725	.877	.250	.000	.873	.500	.500	.827	.000	.855	.703	.939	.723	.000	.956	.894	.650	.536	.000	.872	.952



Quality Counts, LLC

920 Blairhill Rd, STE B106
Charlotte, NC 28217

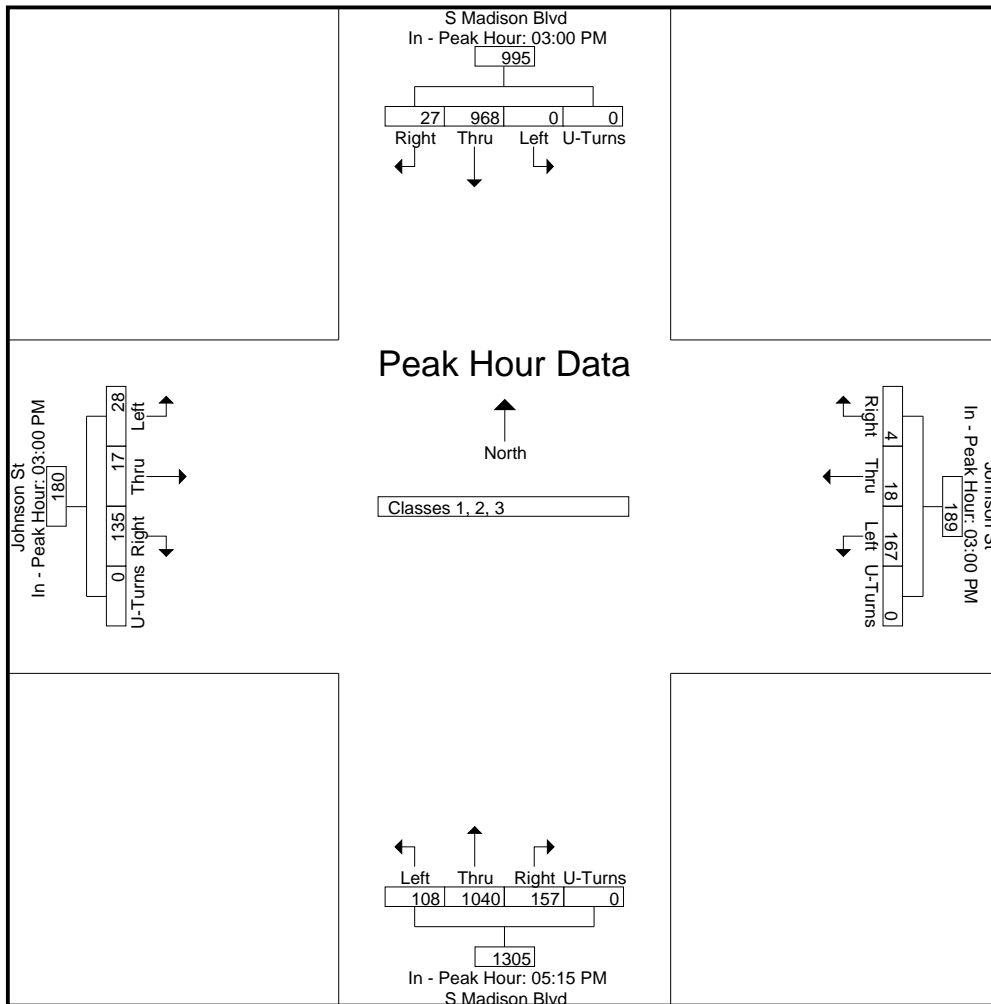
File Name : 14473006 - S Madison Blvd & Johnson St
Site Code : 14473006
Start Date : 8/30/2017
Page No : 8

Start Time	S Madison Blvd Southbound					Johnson St Westbound					S Madison Blvd Northbound					Johnson St Eastbound					Int. Total
	Rig ht	Thr u	Left	U-Turns	App. Total	Right	Thr u	Left	U-Turns	App. Total	Right	Thr u	Left	U-Turns	App. Total	Right	Thr u	Left	U-Turns	App. Total	

Peak Hour Analysis From 03:00 PM to 06:45 PM - Peak 1 of 1

Peak Hour for Each Approach Begins at:

	03:00 PM					03:00 PM					05:15 PM					03:00 PM				
+0 mins.	5	228	0	0	233	0	7	41	0	48	53	250	37	0	340	37	6	8	0	51
+15 mins.	11	270	0	0	281	0	8	52	0	60	28	278	26	0	332	28	5	9	0	42
+30 mins.	9	227	0	0	236	1	0	36	0	37	39	269	21	0	329	39	3	8	0	50
+45 mins.	2	243	0	0	245	3	3	38	0	44	37	243	24	0	304	31	3	3	0	37
Total Volume	27	968	0	0	995	4	18	167	0	189	157	1040	108	0	1305	135	17	28	0	180
% App. Total	2.7	97.3	0	0		2.1	9.5	88.4	0		12	79.7	8.3	0		75	9.4	15.6	0	
PHF	.614	.896	.000	.000	.885	.333	.563	.803	.000	.788	.741	.935	.730	.000	.960	.865	.708	.778	.000	.882



Quality Counts, LLC

920 Blairhill Rd, STE B106
Charlotte, NC 28217

File Name : 14473006 - S Madison Blvd & Johnson St

Site Code : 14473006

Start Date : 8/30/2017

Page No : 1

Groups Printed- Classes 4, 5, 6, 7

Start Time	S Madison Blvd Southbound					Johnson St Westbound					S Madison Blvd Northbound					Johnson St Eastbound					Int. Total	
	Right	Thru	Left	U-Turns	App. Total	Right	Thru	Left	U-Turns	App. Total	Right	Thru	Left	U-Turns	App. Total	Right	Thru	Left	U-Turns	App. Total		
06:00 AM	1	3	0	0	4	0	0	0	0	0	0	0	0	0	0	0	0	0	0	0	4	
06:15 AM	1	3	0	0	4	0	0	0	0	0	0	4	1	0	5	2	0	0	0	0	2	11
06:30 AM	0	6	0	0	6	0	0	0	0	0	1	2	0	0	3	1	0	0	0	0	1	10
06:45 AM	0	3	0	0	3	0	0	0	0	0	0	3	0	0	3	1	0	0	0	0	1	7
Total	2	15	0	0	17	0	0	0	0	0	1	9	1	0	11	4	0	0	0	0	4	32
07:00 AM	0	4	0	0	4	0	0	0	0	0	0	4	0	0	4	3	0	0	0	0	3	11
07:15 AM	0	6	0	0	6	0	0	0	0	0	3	8	1	0	12	3	0	2	0	0	5	23
07:30 AM	0	6	0	0	6	0	0	1	0	1	0	12	0	0	12	1	0	0	0	0	1	20
07:45 AM	0	9	0	0	9	0	0	1	0	1	0	12	2	0	14	1	0	0	0	0	1	25
Total	0	25	0	0	25	0	0	2	0	2	3	36	3	0	42	8	0	2	0	0	10	79
08:00 AM	0	12	0	0	12	0	0	1	0	1	0	7	1	0	8	0	0	0	0	0	0	21
08:15 AM	0	3	0	0	3	0	0	0	0	0	1	5	0	0	6	3	0	0	0	0	3	12
08:30 AM	0	7	0	0	7	0	0	1	0	1	0	10	1	0	11	2	0	0	0	0	2	21
08:45 AM	0	4	0	0	4	0	0	0	0	0	1	5	0	0	6	1	0	0	0	0	1	11
Total	0	26	0	0	26	0	0	2	0	2	2	27	2	0	31	6	0	0	0	0	6	65
09:00 AM	0	2	0	0	2	1	0	0	0	1	0	5	2	0	7	0	0	0	0	0	0	10
09:15 AM	1	5	0	0	6	0	0	0	0	0	0	9	2	0	11	1	0	0	0	0	1	18
09:30 AM	0	5	0	0	5	0	0	1	0	1	1	5	0	0	6	2	0	1	0	0	3	15
09:45 AM	0	2	0	0	2	0	0	0	0	0	1	4	3	0	8	1	0	0	0	0	1	11
Total	1	14	0	0	15	1	0	1	0	2	2	23	7	0	32	4	0	1	0	0	5	54
10:00 AM	0	3	0	0	3	0	0	0	0	0	0	6	2	0	8	1	0	0	0	0	1	12
10:15 AM	0	6	0	0	6	0	0	0	0	0	0	5	0	0	5	0	0	0	0	0	0	11
10:30 AM	1	1	0	0	2	0	0	1	0	1	0	8	0	0	8	2	0	0	0	0	2	13
10:45 AM	0	10	0	0	10	0	0	1	0	1	0	3	0	0	3	0	0	0	0	0	0	14
Total	1	20	0	0	21	0	0	2	0	2	0	22	2	0	24	3	0	0	0	0	3	50
11:00 AM	0	6	0	0	6	0	0	0	0	0	1	2	2	0	5	1	0	0	0	0	1	12
11:15 AM	0	9	0	0	9	0	0	0	0	0	1	10	1	0	12	1	0	0	0	0	1	22
11:30 AM	0	5	0	0	5	0	0	2	0	2	0	6	1	0	7	3	0	0	0	0	3	17
11:45 AM	1	6	0	0	7	0	0	0	0	0	0	4	3	0	7	0	0	0	0	0	0	14
Total	1	26	0	0	27	0	0	2	0	2	2	22	7	0	31	5	0	0	0	0	5	65
12:00 PM	0	5	0	0	5	0	0	0	0	0	0	5	0	0	5	0	0	0	0	0	0	10
12:15 PM	0	10	0	0	10	0	0	0	0	0	0	5	0	0	5	1	0	1	0	0	2	17
12:30 PM	0	6	0	0	6	0	0	0	0	0	1	3	0	0	4	0	0	0	0	0	0	10
12:45 PM	0	7	0	0	7	0	0	0	0	0	0	3	3	0	6	2	0	0	0	0	2	15
Total	0	28	0	0	28	0	0	0	0	0	1	16	3	0	20	3	0	1	0	0	4	52
01:00 PM	0	7	0	0	7	0	0	0	0	0	2	6	0	0	8	0	0	0	0	0	0	15
01:15 PM	0	4	0	0	4	0	0	0	0	0	1	6	0	0	7	1	0	0	0	0	1	12
01:30 PM	0	4	0	0	4	0	0	0	0	0	1	3	1	0	5	1	0	0	0	0	1	10
01:45 PM	0	5	0	0	5	0	0	1	0	1	0	2	2	0	4	2	0	0	0	0	2	12
Total	0	20	0	0	20	0	0	1	0	1	4	17	3	0	24	4	0	0	0	0	4	49
02:00 PM	0	5	0	0	5	0	0	0	0	0	0	3	0	0	3	1	0	0	0	0	1	9
02:15 PM	0	2	0	0	2	0	0	1	0	1	0	5	0	0	5	2	0	0	0	0	2	10
02:30 PM	0	7	0	0	7	0	0	1	0	1	0	11	1	0	12	2	0	0	0	0	2	22
02:45 PM	0	13	0	0	13	0	0	2	0	2	1	11	0	0	12	2	0	0	0	0	2	29
Total	0	27	0	0	27	0	0	4	0	4	1	30	1	0	32	7	0	0	0	0	7	70
03:00 PM	1	20	0	0	21	0	0	2	0	2	0	4	0	0	4	1	0	0	0	0	1	28
03:15 PM	0	6	0	0	6	0	0	0	0	0	0	5	3	0	8	2	0	0	0	0	2	16
03:30 PM	0	2	0	0	2	0	0	2	0	2	0	4	3	0	7	1	0	1	0	0	2	13
03:45 PM	0	3	0	0	3	0	0	0	0	0	0	11	2	0	13	3	0	0	0	0	3	19
Total	1	31	0	0	32	0	0	4	0	4	0	24	8	0	32	7	0	1	0	0	8	76

Quality Counts, LLC

920 Blairhill Rd, STE B106
Charlotte, NC 28217

File Name : 14473006 - S Madison Blvd & Johnson St

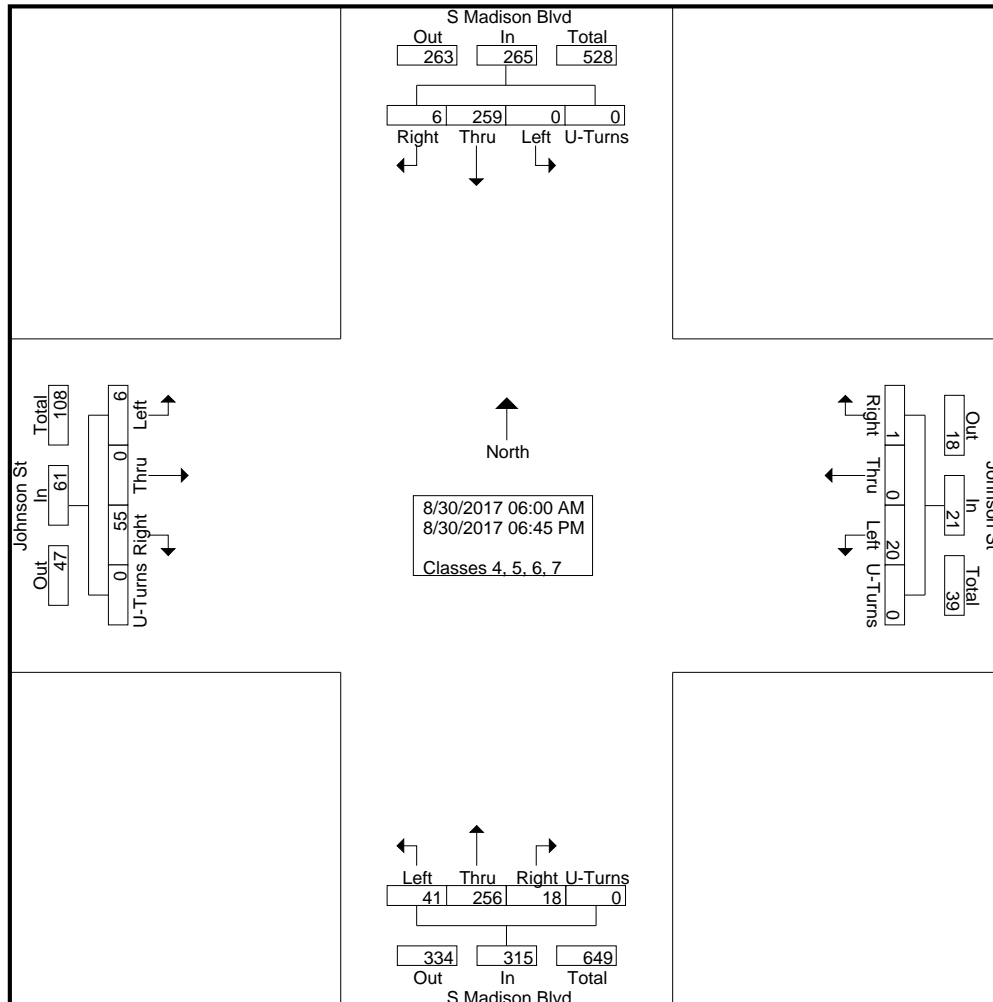
Site Code : 14473006

Start Date : 8/30/2017

Page No : 2

Groups Printed- Classes 4, 5, 6, 7

Start Time	S Madison Blvd Southbound					Johnson St Westbound					S Madison Blvd Northbound					Johnson St Eastbound					Int. Total
	Right	Thru	Left	U-Turns	App. Total	Right	Thru	Left	U-Turns	App. Total	Right	Thru	Left	U-Turns	App. Total	Right	Thru	Left	U-Turns	App. Total	
04:00 PM	0	2	0	0	2	0	0	0	0	0	0	7	1	0	8	0	0	0	0	0	0
04:15 PM	0	5	0	0	5	0	0	0	0	0	1	3	0	0	4	0	0	1	0	1	1
04:30 PM	0	1	0	0	1	0	0	0	0	0	0	2	2	0	4	1	0	0	0	1	6
04:45 PM	0	3	0	0	3	0	0	0	0	0	0	5	0	0	5	0	0	0	0	0	8
Total	0	11	0	0	11	0	0	0	0	0	1	17	3	0	21	1	0	1	0	2	34
05:00 PM	0	3	0	0	3	0	0	1	0	1	0	2	0	0	2	0	0	0	0	0	6
05:15 PM	0	5	0	0	5	0	0	1	0	1	0	1	0	0	1	0	0	0	0	0	7
05:30 PM	0	2	0	0	2	0	0	0	0	0	0	4	0	0	4	1	0	0	0	1	7
05:45 PM	0	3	0	0	3	0	0	0	0	0	1	2	0	0	3	0	0	0	0	0	6
Total	0	13	0	0	13	0	0	2	0	2	1	9	0	0	10	1	0	0	0	1	26
06:00 PM	0	2	0	0	2	0	0	0	0	0	0	2	0	0	2	0	0	0	0	0	4
06:15 PM	0	0	0	0	0	0	0	0	0	0	0	1	1	0	2	0	0	0	0	0	2
06:30 PM	0	1	0	0	1	0	0	0	0	0	0	1	0	0	1	1	0	0	0	1	3
06:45 PM	0	0	0	0	0	0	0	0	0	0	0	0	0	0	0	1	0	0	0	1	1
Total	0	3	0	0	3	0	0	0	0	0	0	4	1	0	5	2	0	0	0	2	10
Grand Total	6	259	0	0	265	1	0	20	0	21	18	256	41	0	315	55	0	6	0	61	662
Apprch %	2.3	97.7	0	0		4.8	0	95.2	0		5.7	81.3	13	0		90.2	0	9.8	0		
Total %	0.9	39.1	0	0	40	0.2	0	3	0	3.2	2.7	38.7	6.2	0	47.6	8.3	0	0.9	0	9.2	

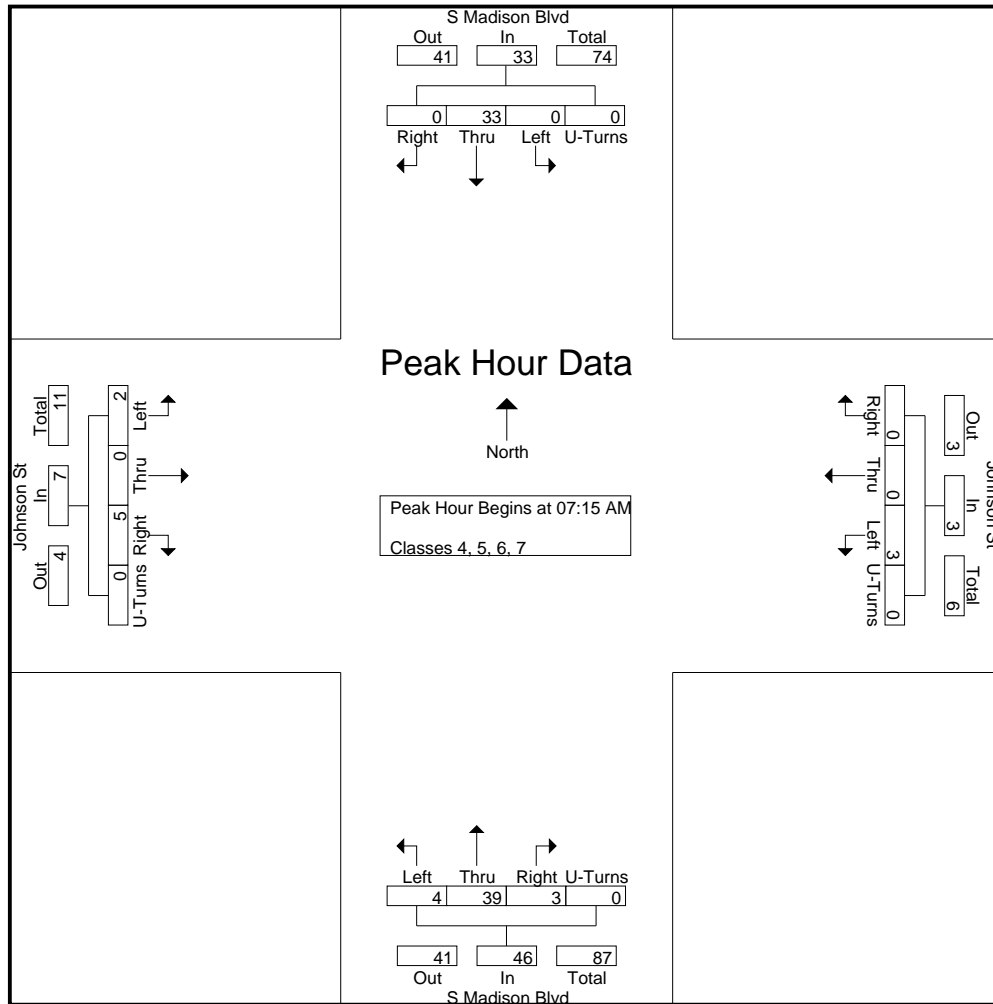


Quality Counts, LLC

920 Blairhill Rd, STE B106
Charlotte, NC 28217

File Name : 14473006 - S Madison Blvd & Johnson St
Site Code : 14473006
Start Date : 8/30/2017
Page No : 3

Start Time	S Madison Blvd Southbound					Johnson St Westbound					S Madison Blvd Northbound					Johnson St Eastbound					Int. Total
	Right	Thru	Left	U-Turns	App. Total	Right	Thru	Left	U-Turns	App. Total	Right	Thru	Left	U-Turns	App. Total	Right	Thru	Left	U-Turns	App. Total	
Peak Hour Analysis From 06:00 AM to 09:45 AM - Peak 1 of 1																					
Peak Hour for Entire Intersection Begins at 07:15 AM																					
07:15 AM	0	6	0	0	6	0	0	0	0	0	3	8	1	0	12	3	0	2	0	5	23
07:30 AM	0	6	0	0	6	0	0	1	0	1	0	12	0	0	12	1	0	0	0	1	20
07:45 AM	0	9	0	0	9	0	0	1	0	1	0	12	2	0	14	1	0	0	0	1	25
08:00 AM	0	12	0	0	12	0	0	1	0	1	0	7	1	0	8	0	0	0	0	0	21
Total Volume	0	33	0	0	33	0	0	3	0	3	3	39	4	0	46	5	0	2	0	7	89
% App. Total	0	100	0	0		0	0	100	0		6.5	84.8	8.7	0		71.4	0	28.6	0		
PHF	.000	.688	.000	.000	.688	.000	.000	.750	.000	.750	.250	.813	.500	.000	.821	.417	.000	.250	.000	.350	.890



Quality Counts, LLC

920 Blairhill Rd, STE B106
Charlotte, NC 28217

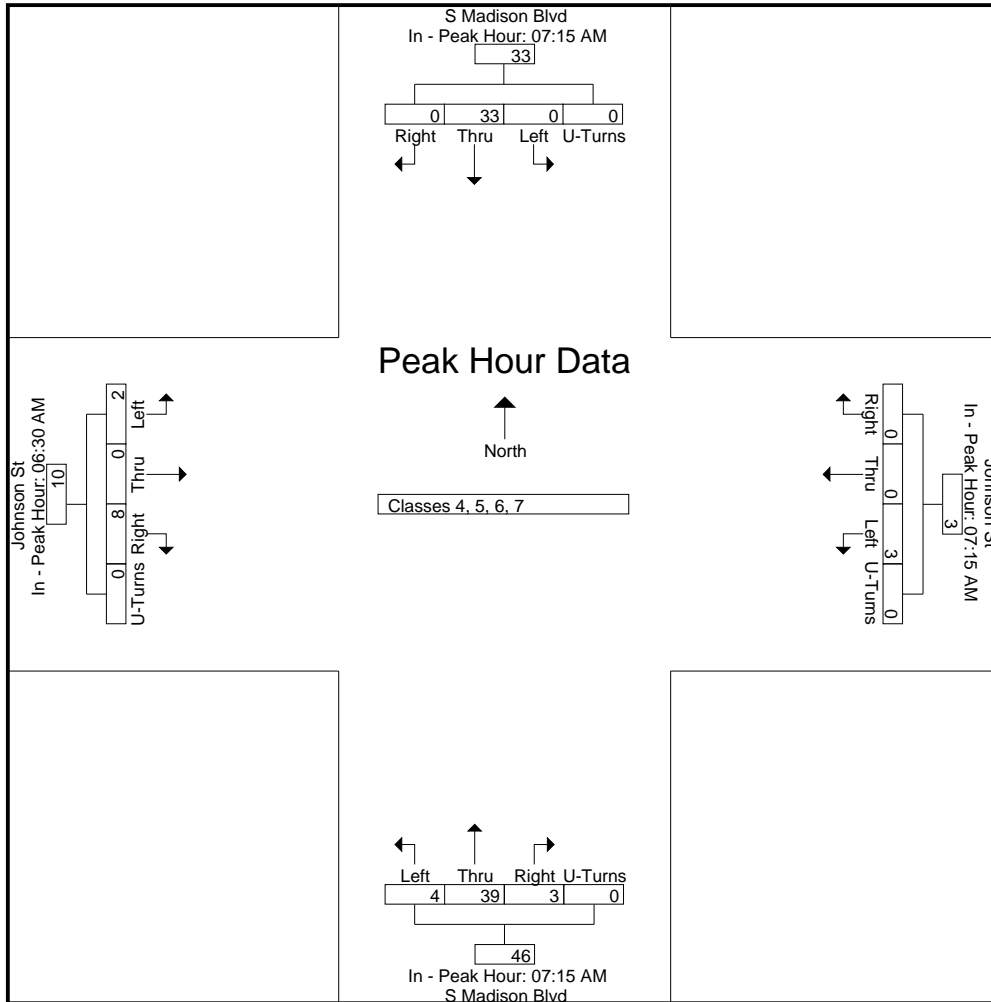
File Name : 14473006 - S Madison Blvd & Johnson St
Site Code : 14473006
Start Date : 8/30/2017
Page No : 4

Start Time	S Madison Blvd Southbound					Johnson St Westbound					S Madison Blvd Northbound					Johnson St Eastbound					Int. Total
	Right	Thru	Left	U-Turns	App. Total	Right	Thru	Left	U-Turns	App. Total	Right	Thru	Left	U-Turns	App. Total	Right	Thru	Left	U-Turns	App. Total	

Peak Hour Analysis From 06:00 AM to 09:45 AM - Peak 1 of 1

Peak Hour for Each Approach Begins at:

	07:15 AM					07:15 AM					07:15 AM					06:30 AM				
+0 mins.	0	6	0	0	6	0	0	0	0	0	3	8	1	0	12	1	0	0	0	1
+15 mins.	0	6	0	0	6	0	0	1	0	1	0	12	0	0	12	1	0	0	0	1
+30 mins.	0	9	0	0	9	0	0	1	0	1	0	12	2	0	14	3	0	0	0	3
+45 mins.	0	12	0	0	12	0	0	1	0	1	0	7	1	0	8	3	0	2	0	5
Total Volume	0	33	0	0	33	0	0	3	0	3	3	39	4	0	46	8	0	2	0	10
% App. Total	0	100	0	0		0	0	100	0		6.5	84.8	8.7	0		80	0	20	0	
PHF	.000	.688	.000	.000	.688	.000	.000	.750	.000	.750	.250	.813	.500	.000	.821	.667	.000	.250	.000	.500

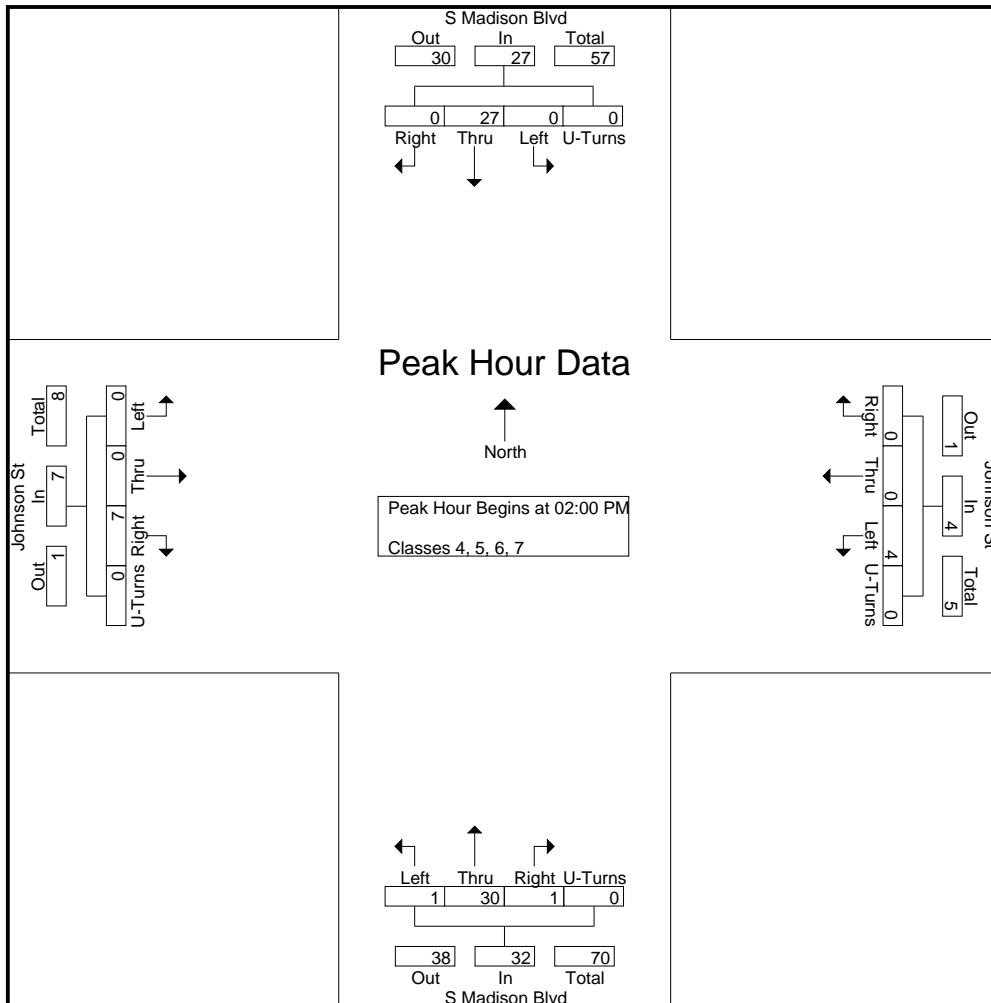


Quality Counts, LLC

920 Blairhill Rd, STE B106
Charlotte, NC 28217

File Name : 14473006 - S Madison Blvd & Johnson St
Site Code : 14473006
Start Date : 8/30/2017
Page No : 5

Start Time	S Madison Blvd Southbound					Johnson St Westbound					S Madison Blvd Northbound					Johnson St Eastbound					Int. Total
	Right	Thru	Left	U-Turns	App. Total	Right	Thru	Left	U-Turns	App. Total	Right	Thru	Left	U-Turns	App. Total	Right	Thru	Left	U-Turns	App. Total	
Peak Hour Analysis From 10:00 AM to 02:45 PM - Peak 1 of 1																					
Peak Hour for Entire Intersection Begins at 02:00 PM																					
02:00 PM	0	5	0	0	5	0	0	0	0	0	0	3	0	0	3	1	0	0	0	1	9
02:15 PM	0	2	0	0	2	0	0	1	0	1	0	5	0	0	5	2	0	0	0	2	10
02:30 PM	0	7	0	0	7	0	0	1	0	1	0	11	1	0	12	2	0	0	0	2	22
02:45 PM	0	13	0	0	13	0	0	2	0	2	1	11	0	0	12	2	0	0	0	2	29
Total Volume	0	27	0	0	27	0	0	4	0	4	1	30	1	0	32	7	0	0	0	7	70
% App. Total	0	100	0	0		0	0	100	0		3.1	93.8	3.1	0		100	0	0	0		
PHF	.000	.519	.000	.000	.519	.000	.000	.500	.000	.500	.250	.682	.250	.000	.667	.875	.000	.000	.000	.875	.603



Quality Counts, LLC

920 Blairhill Rd, STE B106
Charlotte, NC 28217

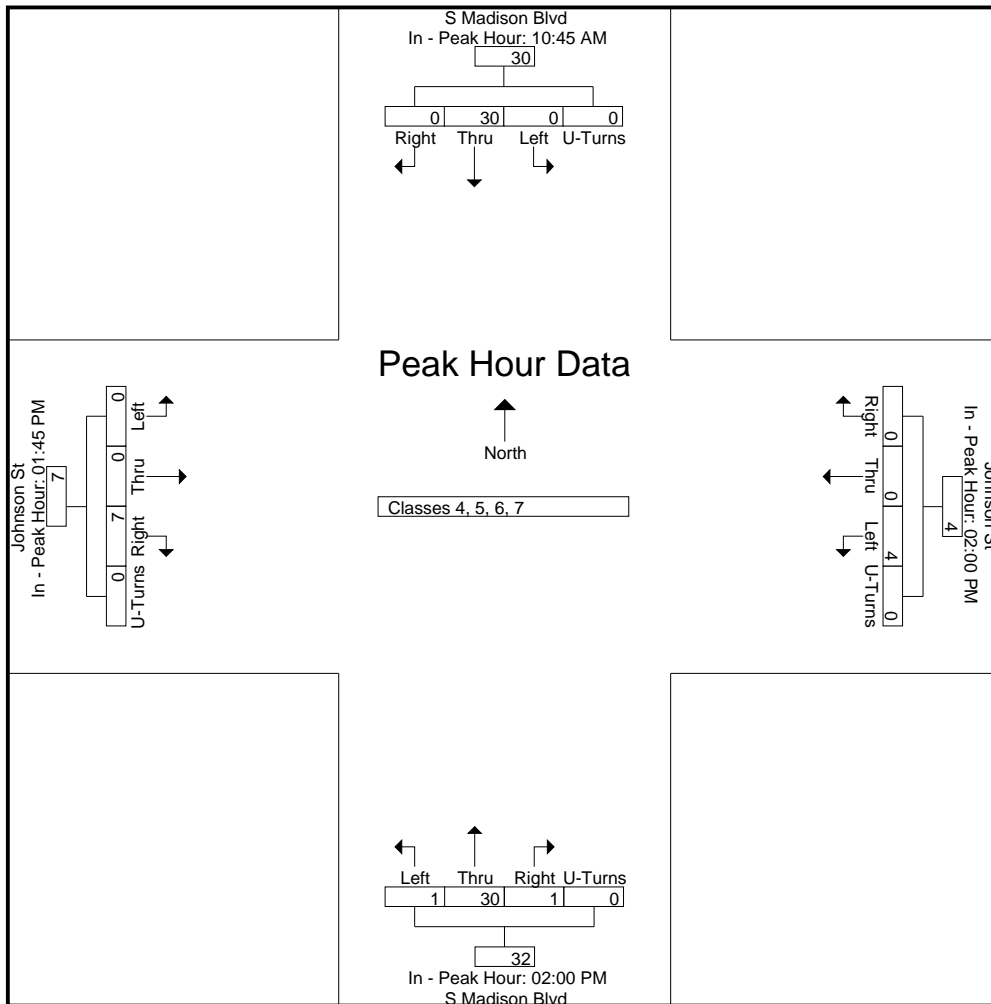
File Name : 14473006 - S Madison Blvd & Johnson St
Site Code : 14473006
Start Date : 8/30/2017
Page No : 6

Start Time	S Madison Blvd Southbound					Johnson St Westbound					S Madison Blvd Northbound					Johnson St Eastbound					Int. Total
	Right	Thru	Left	U-Turns	App. Total	Right	Thru	Left	U-Turns	App. Total	Right	Thru	Left	U-Turns	App. Total	Right	Thru	Left	U-Turns	App. Total	

Peak Hour Analysis From 10:00 AM to 02:45 PM - Peak 1 of 1

Peak Hour for Each Approach Begins at:

	10:45 AM					02:00 PM					01:45 PM									
+0 mins.	0	10	0	0	10	0	0	0	0	0	0	3	0	0	3	2	0	0	0	2
+15 mins.	0	6	0	0	6	0	0	1	0	1	0	5	0	0	5	1	0	0	0	1
+30 mins.	0	9	0	0	9	0	0	1	0	1	0	11	1	0	12	2	0	0	0	2
+45 mins.	0	5	0	0	5	0	0	2	0	2	1	11	0	0	12	2	0	0	0	2
Total Volume	0	30	0	0	30	0	0	4	0	4	1	30	1	0	32	7	0	0	0	7
% App. Total	0	100	0	0		0	0	100	0		3.1	93.8	3.1	0		100	0	0	0	
PHF	.000	.750	.000	.000	.750	.000	.000	.500	.000	.500	.250	.682	.250	.000	.667	.875	.000	.000	.000	.875

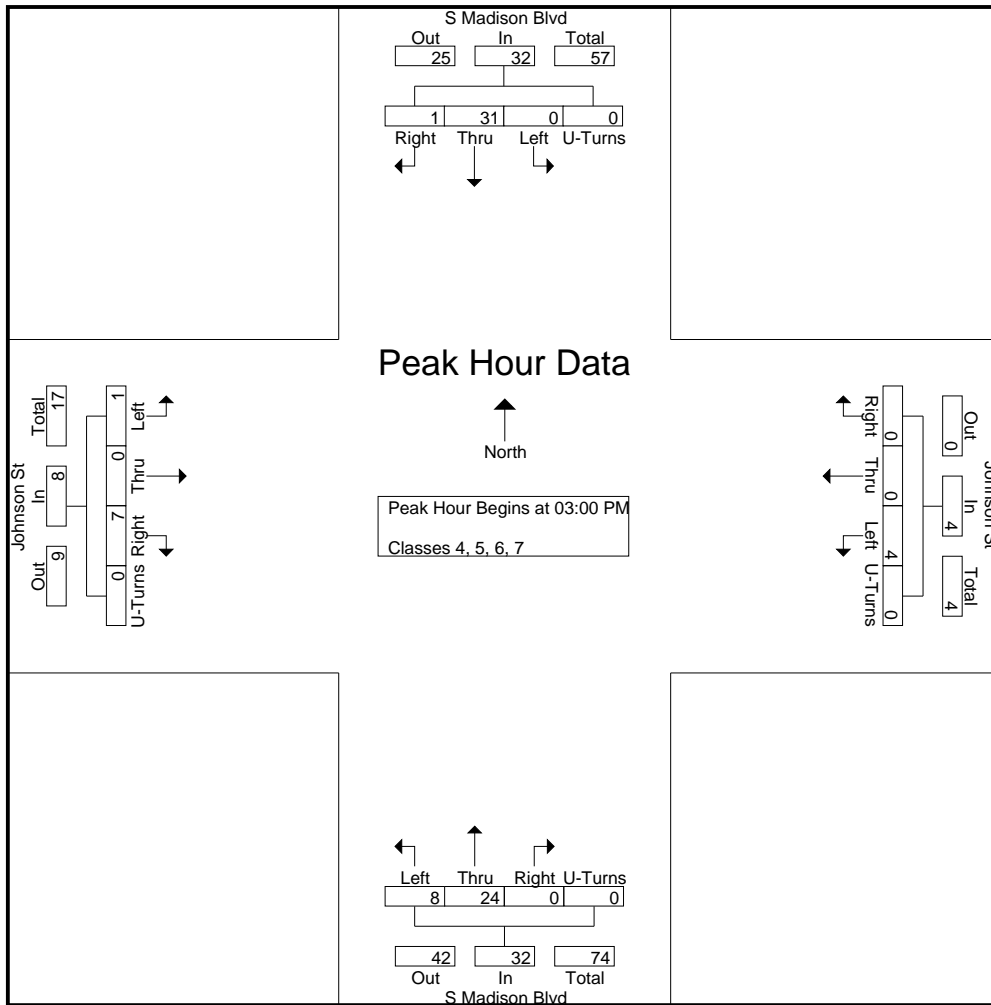


Quality Counts, LLC

920 Blairhill Rd, STE B106
Charlotte, NC 28217

File Name : 14473006 - S Madison Blvd & Johnson St
Site Code : 14473006
Start Date : 8/30/2017
Page No : 7

Start Time	S Madison Blvd Southbound					Johnson St Westbound					S Madison Blvd Northbound					Johnson St Eastbound					Int. Total
	Right	Thru	Left	U-Turns	App. Total	Right	Thru	Left	U-Turns	App. Total	Right	Thru	Left	U-Turns	App. Total	Right	Thru	Left	U-Turns	App. Total	
Peak Hour Analysis From 03:00 PM to 06:45 PM - Peak 1 of 1																					
Peak Hour for Entire Intersection Begins at 03:00 PM																					
03:00 PM	1	20	0	0	21	0	0	2	0	2	0	4	0	4	1	0	0	0	0	1	28
03:15 PM	0	6	0	0	6	0	0	0	0	0	0	5	3	8	2	0	0	0	0	2	16
03:30 PM	0	2	0	0	2	0	0	2	0	2	0	4	3	7	1	0	1	0	0	2	13
03:45 PM	0	3	0	0	3	0	0	0	0	0	0	11	2	13	3	0	0	0	0	3	19
Total Volume	1	31	0	0	32	0	0	4	0	4	0	24	8	32	7	0	1	0	0	8	76
% App. Total	3.1	96.9	0	0		0	0	100	0		0	75	25	0	87.5	0	12.5	0			
PHF	.250	.388	.000	.000	.381	.000	.000	.500	.000	.500	.000	.545	.667	.000	.615	.583	.000	.250	.000	.667	.679



Quality Counts, LLC

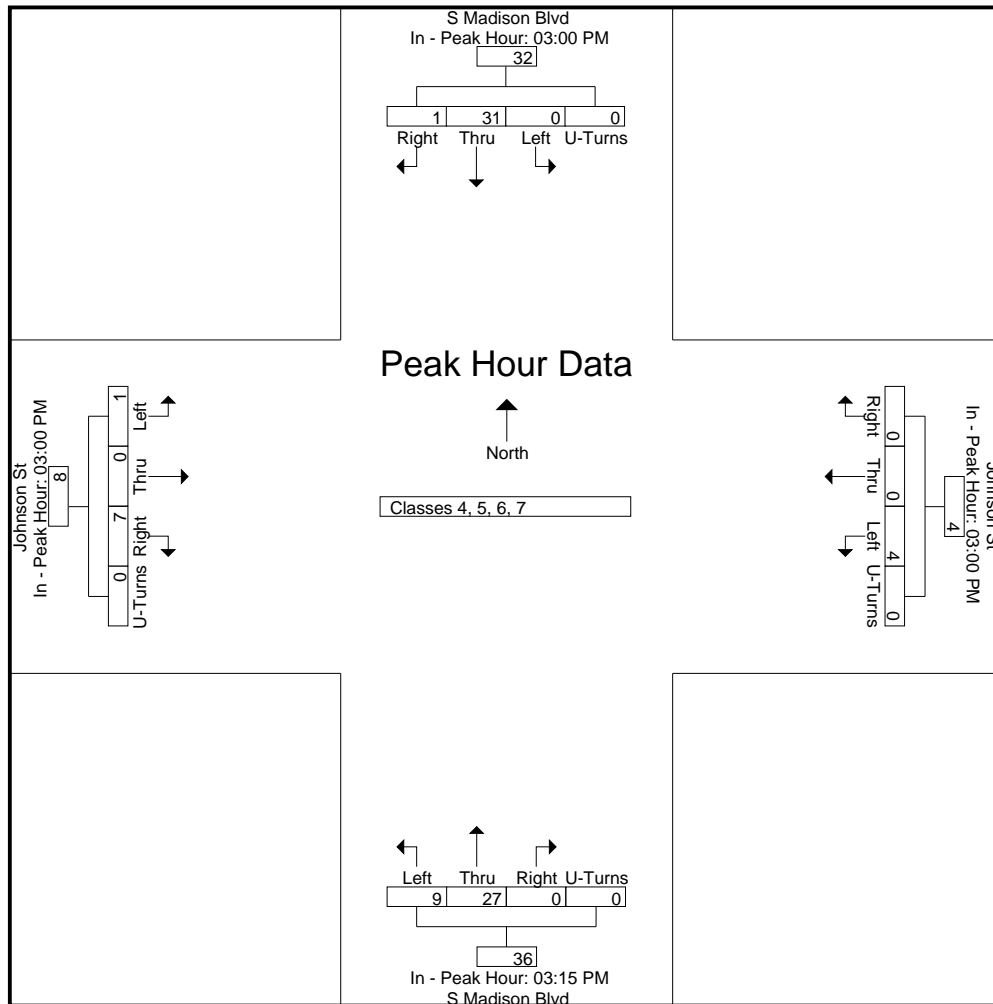
920 Blairhill Rd, STE B106
Charlotte, NC 28217

File Name : 14473006 - S Madison Blvd & Johnson St
Site Code : 14473006
Start Date : 8/30/2017
Page No : 8

Start Time	S Madison Blvd Southbound					Johnson St Westbound					S Madison Blvd Northbound					Johnson St Eastbound					Int. Total
	Right	Thru	Left	U-Turns	App. Total	Right	Thru	Left	U-Turns	App. Total	Right	Thru	Left	U-Turns	App. Total	Right	Thru	Left	U-Turns	App. Total	

Peak Hour Analysis From 03:00 PM to 06:45 PM - Peak 1 of 1
Peak Hour for Each Approach Begins at:

	03:00 PM					03:00 PM					03:15 PM					03:00 PM				
+0 mins.	1	20	0	0	21	0	0	2	0	2	0	5	3	0	8	1	0	0	0	1
+15 mins.	0	6	0	0	6	0	0	0	0	0	0	4	3	0	7	2	0	0	0	2
+30 mins.	0	2	0	0	2	0	0	2	0	2	0	11	2	0	13	1	0	1	0	2
+45 mins.	0	3	0	0	3	0	0	0	0	0	0	7	1	0	8	3	0	0	0	3
Total Volume	1	31	0	0	32	0	0	4	0	4	0	27	9	0	36	7	0	1	0	8
% App. Total	3.1	96.9	0	0		0	0	100	0		0	75	25	0		87.5	0	12.5	0	
PHF	.250	.388	.000	.000	.381	.000	.000	.500	.000	.500	.000	.614	.750	.000	.692	.583	.000	.250	.000	.667



Quality Counts, LLC

920 Blairhill Rd, STE B106
Charlotte, NC 28217

File Name : 14473006 - S Madison Blvd & Johnson St

Site Code : 14473006

Start Date : 8/30/2017

Page No : 1

Groups Printed- Classes 8, 9, 10

Start Time	S Madison Blvd Southbound					Johnson St Westbound					S Madison Blvd Northbound					Johnson St Eastbound					Int. Total
	Right	Thru	Left	U-Turns	App. Total	Right	Thru	Left	U-Turns	App. Total	Right	Thru	Left	U-Turns	App. Total	Right	Thru	Left	U-Turns	App. Total	
06:00 AM	0	6	0	0	6	0	0	0	0	0	0	7	0	0	7	0	0	0	0	0	13
06:15 AM	0	4	0	0	4	0	0	0	0	0	0	1	0	1	0	0	0	0	0	0	5
06:30 AM	0	3	0	0	3	0	0	0	0	0	0	3	0	3	0	0	0	0	0	0	6
06:45 AM	0	4	0	0	4	0	0	0	0	0	0	4	0	4	0	0	0	0	0	0	8
Total	0	17	0	0	17	0	0	0	0	0	0	15	0	15	0	0	0	0	0	0	32
07:00 AM	0	3	0	0	3	0	0	0	0	0	0	1	0	1	0	0	0	0	0	0	4
07:15 AM	0	7	0	0	7	0	0	0	0	0	0	5	0	5	0	0	0	0	0	0	12
07:30 AM	0	6	0	0	6	0	0	0	0	0	0	6	0	6	1	0	0	0	0	1	13
07:45 AM	0	7	0	0	7	0	0	0	0	0	0	2	0	2	1	0	0	0	0	1	10
Total	0	23	0	0	23	0	0	0	0	0	0	14	0	14	2	0	0	0	0	2	39
08:00 AM	0	6	0	0	6	0	0	0	0	0	0	3	0	3	0	0	0	0	0	0	9
08:15 AM	0	4	0	0	4	0	0	0	0	0	0	5	0	5	0	0	0	0	0	0	9
08:30 AM	0	8	0	0	8	0	0	0	0	0	0	8	0	8	0	0	0	0	0	0	16
08:45 AM	0	5	0	0	5	0	0	0	0	0	0	6	0	6	0	0	0	0	0	0	11
Total	0	23	0	0	23	0	0	0	0	0	0	22	0	22	0	0	0	0	0	0	45
09:00 AM	0	9	0	0	9	0	0	0	0	0	0	6	0	6	0	0	0	0	0	0	15
09:15 AM	0	8	0	0	8	0	0	0	0	0	0	12	0	12	0	0	0	0	0	0	20
09:30 AM	0	6	0	0	6	0	0	0	0	0	0	4	0	4	0	0	0	0	0	0	10
09:45 AM	0	2	0	0	2	0	0	0	0	0	0	9	0	9	0	0	0	0	0	0	11
Total	0	25	0	0	25	0	0	0	0	0	0	31	0	31	0	0	0	0	0	0	56
10:00 AM	0	4	0	0	4	0	0	0	0	0	0	14	0	14	0	0	0	0	0	0	18
10:15 AM	0	12	0	0	12	0	0	0	0	0	0	6	0	6	1	0	0	0	0	1	19
10:30 AM	0	4	0	0	4	0	0	0	0	0	0	2	0	2	0	0	0	0	0	0	6
10:45 AM	0	7	0	0	7	0	0	0	0	0	0	4	0	4	0	0	0	0	0	0	11
Total	0	27	0	0	27	0	0	0	0	0	0	26	0	26	1	0	0	0	0	1	54
11:00 AM	0	6	0	0	6	0	0	0	0	0	0	7	0	7	0	0	0	0	0	0	13
11:15 AM	0	8	0	0	8	0	0	0	0	0	0	7	0	7	0	0	0	0	0	0	15
11:30 AM	0	3	0	0	3	0	0	0	0	0	0	9	0	9	0	0	0	0	0	0	12
11:45 AM	0	0	0	0	0	0	0	0	0	0	0	5	1	6	0	0	0	0	0	0	6
Total	0	17	0	0	17	0	0	0	0	0	0	28	1	29	0	0	0	0	0	0	46
12:00 PM	0	3	0	0	3	0	0	0	0	0	0	3	0	3	0	0	0	0	0	0	6
12:15 PM	0	2	0	0	2	0	0	0	0	0	0	6	0	6	0	0	0	0	0	0	8
12:30 PM	0	5	0	0	5	0	0	0	0	0	0	8	0	8	0	0	0	0	0	0	13
12:45 PM	0	6	0	0	6	0	0	0	0	0	0	12	0	12	0	1	0	0	0	1	19
Total	0	16	0	0	16	0	0	0	0	0	0	29	0	29	0	1	0	0	0	1	46
01:00 PM	0	2	0	0	2	0	0	0	0	0	0	5	0	5	1	0	0	0	0	1	8
01:15 PM	0	3	0	0	3	0	0	0	0	0	0	3	0	3	0	0	0	0	0	0	6
01:30 PM	0	6	0	0	6	0	0	0	0	0	0	11	0	11	0	0	0	0	0	0	17
01:45 PM	0	4	0	0	4	0	0	0	0	0	0	7	0	7	0	0	0	0	0	0	11
Total	0	15	0	0	15	0	0	0	0	0	0	26	0	26	1	0	0	0	0	1	42
02:00 PM	0	4	0	0	4	0	0	0	0	0	0	7	0	7	0	0	0	0	0	0	11
02:15 PM	0	8	0	0	8	0	0	0	0	0	0	0	0	0	0	0	0	0	0	0	8
02:30 PM	0	3	0	0	3	0	0	0	0	0	0	4	0	4	0	0	0	0	0	0	7
02:45 PM	0	6	0	0	6	0	0	0	0	0	0	5	0	5	0	0	0	0	0	0	11
Total	0	21	0	0	21	0	0	0	0	0	0	16	0	16	0	0	0	0	0	0	37
03:00 PM	0	2	0	0	2	0	0	0	0	0	0	3	0	3	0	0	0	0	0	0	5
03:15 PM	0	2	0	0	2	0	0	0	0	0	0	8	0	8	1	0	0	0	0	1	11
03:30 PM	0	2	0	0	2	0	0	0	0	0	0	8	0	8	0	0	0	0	0	0	10
03:45 PM	0	5	0	0	5	0	0	0	0	0	0	1	0	1	0	0	1	0	0	1	7
Total	0	11	0	0	11	0	0	0	0	0	0	20	0	20	1	0	1	0	0	2	33

Quality Counts, LLC

920 Blairhill Rd, STE B106
Charlotte, NC 28217

File Name : 14473006 - S Madison Blvd & Johnson St

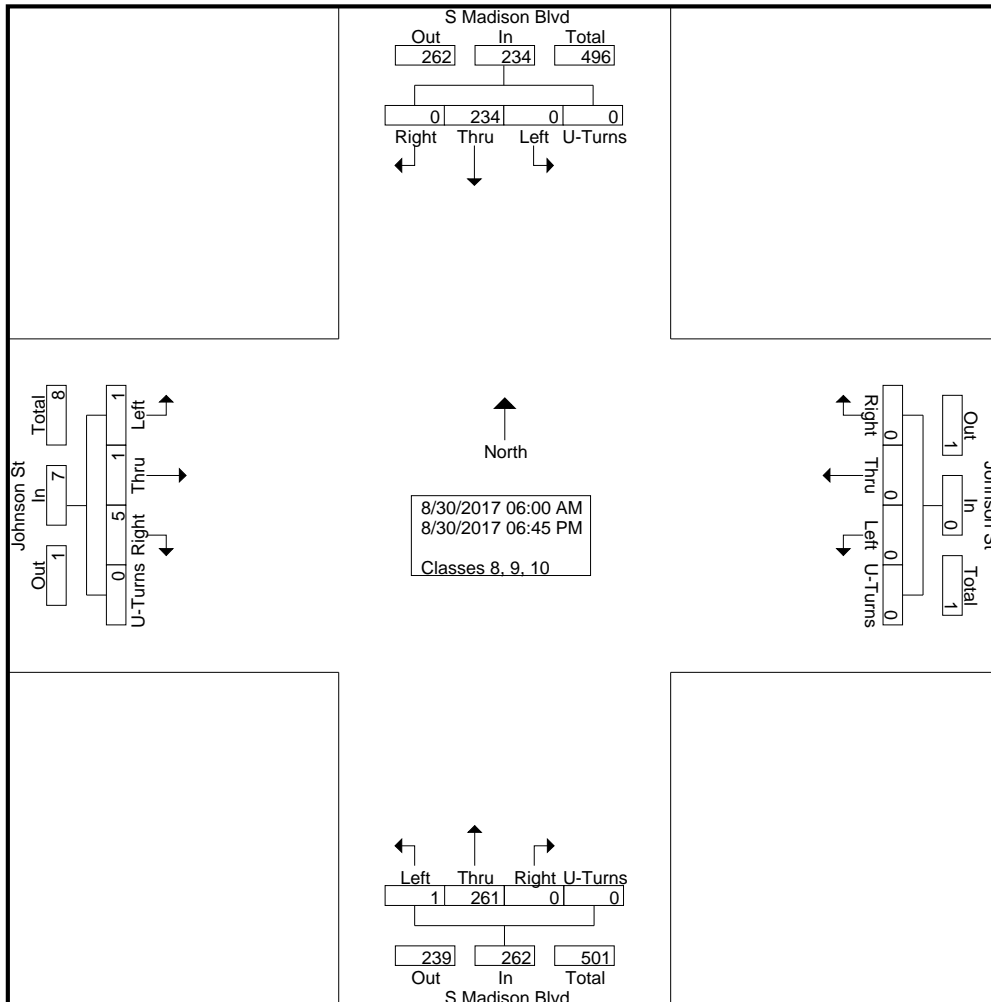
Site Code : 14473006

Start Date : 8/30/2017

Page No : 2

Groups Printed- Classes 8, 9, 10

Start Time	S Madison Blvd Southbound					Johnson St Westbound					S Madison Blvd Northbound					Johnson St Eastbound					Int. Total
	Right	Thru	Left	U-Turns	App. Total	Right	Thru	Left	U-Turns	App. Total	Right	Thru	Left	U-Turns	App. Total	Right	Thru	Left	U-Turns	App. Total	
04:00 PM	0	2	0	0	2	0	0	0	0	0	0	4	0	0	4	0	0	0	0	0	0
04:15 PM	0	2	0	0	2	0	0	0	0	0	0	9	0	0	9	0	0	0	0	0	0
04:30 PM	0	5	0	0	5	0	0	0	0	0	0	2	0	0	2	0	0	0	0	0	0
04:45 PM	0	5	0	0	5	0	0	0	0	0	0	4	0	0	4	0	0	0	0	0	0
Total	0	14	0	0	14	0	0	0	0	0	0	19	0	0	19	0	0	0	0	0	0
05:00 PM	0	6	0	0	6	0	0	0	0	0	0	4	0	0	4	0	0	0	0	0	0
05:15 PM	0	4	0	0	4	0	0	0	0	0	0	3	0	0	3	0	0	0	0	0	0
05:30 PM	0	4	0	0	4	0	0	0	0	0	0	4	0	0	4	0	0	0	0	0	0
05:45 PM	0	0	0	0	0	0	0	0	0	0	0	1	0	0	1	0	0	0	0	0	0
Total	0	14	0	0	14	0	0	0	0	0	0	12	0	0	12	0	0	0	0	0	0
06:00 PM	0	2	0	0	2	0	0	0	0	0	0	1	0	0	1	0	0	0	0	0	0
06:15 PM	0	3	0	0	3	0	0	0	0	0	0	0	0	0	0	0	0	0	0	0	0
06:30 PM	0	3	0	0	3	0	0	0	0	0	0	2	0	0	2	0	0	0	0	0	0
06:45 PM	0	3	0	0	3	0	0	0	0	0	0	0	0	0	0	0	0	0	0	0	0
Total	0	11	0	0	11	0	0	0	0	0	0	3	0	0	3	0	0	0	0	0	0
Grand Total	0	234	0	0	234	0	0	0	0	0	0	261	1	0	262	5	1	1	0	7	503
Apprch %	0	100	0	0		0	0	0	0		0	99.6	0.4	0		71.4	14.3	14.3	0		
Total %	0	46.5	0	0	46.5	0	0	0	0	0	0	51.9	0.2	0	52.1	1	0.2	0.2	0	1.4	

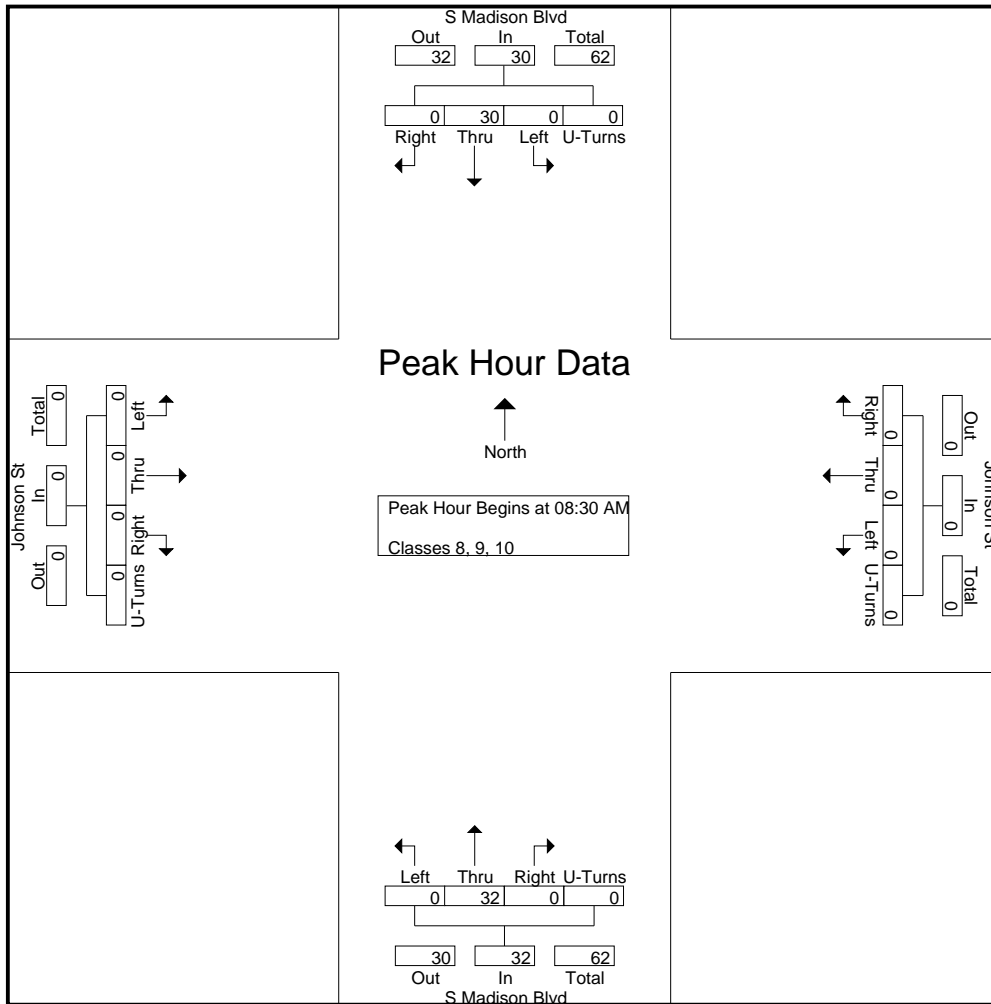


Quality Counts, LLC

920 Blairhill Rd, STE B106
Charlotte, NC 28217

File Name : 14473006 - S Madison Blvd & Johnson St
Site Code : 14473006
Start Date : 8/30/2017
Page No : 3

Start Time	S Madison Blvd Southbound					Johnson St Westbound					S Madison Blvd Northbound					Johnson St Eastbound					Int. Total	
	Right	Thru	Left	U-Turns	App. Total	Right	Thru	Left	U-Turns	App. Total	Right	Thru	Left	U-Turns	App. Total	Right	Thru	Left	U-Turns	App. Total		
Peak Hour Analysis From 06:00 AM to 09:45 AM - Peak 1 of 1																						
Peak Hour for Entire Intersection Begins at 08:30 AM																						
08:30 AM	0	8	0	0	8	0	0	0	0	0	0	8	0	0	8	0	0	0	0	0	0	16
08:45 AM	0	5	0	0	5	0	0	0	0	0	0	6	0	0	6	0	0	0	0	0	0	11
09:00 AM	0	9	0	0	9	0	0	0	0	0	0	6	0	0	6	0	0	0	0	0	0	15
09:15 AM	0	8	0	0	8	0	0	0	0	0	0	12	0	0	12	0	0	0	0	0	0	20
Total Volume	0	30	0	0	30	0	0	0	0	0	0	32	0	0	32	0	0	0	0	0	0	62
% App. Total	0	100	0	0		0	0	0	0		0	100	0	0		0	0	0	0	0		
PHF	.000	.833	.000	.000	.833	.000	.000	.000	.000	.000	.000	.667	.000	.000	.667	.000	.000	.000	.000	.000	.000	.775



Quality Counts, LLC

920 Blairhill Rd, STE B106
Charlotte, NC 28217

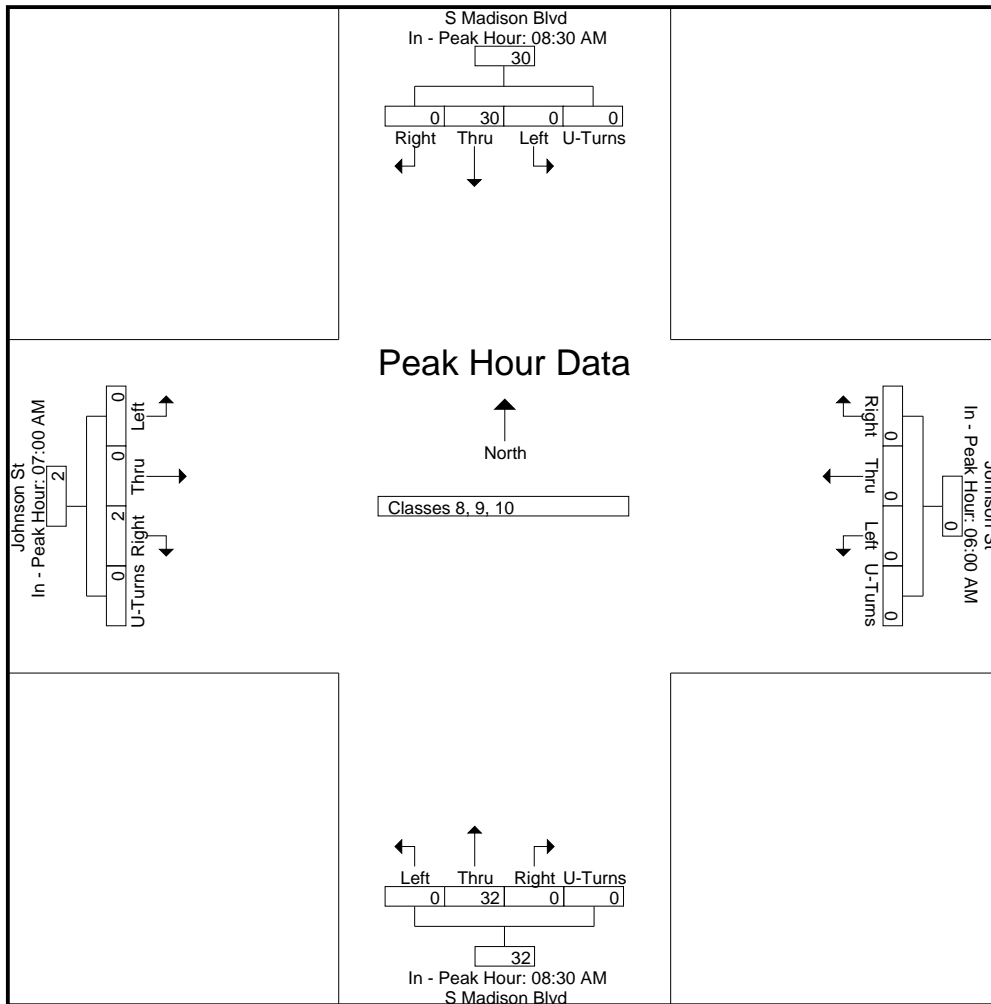
File Name : 14473006 - S Madison Blvd & Johnson St
Site Code : 14473006
Start Date : 8/30/2017
Page No : 4

Start Time	S Madison Blvd Southbound					Johnson St Westbound					S Madison Blvd Northbound					Johnson St Eastbound					Int. Total
	Right	Thru	Left	U-Turns	App. Total	Right	Thru	Left	U-Turns	App. Total	Right	Thru	Left	U-Turns	App. Total	Right	Thru	Left	U-Turns	App. Total	

Peak Hour Analysis From 06:00 AM to 09:45 AM - Peak 1 of 1

Peak Hour for Each Approach Begins at:

	08:30 AM					06:00 AM					08:30 AM					07:00 AM									
+0 mins.	0	8	0	0	8	0	0	0	0	0	0	8	0	0	8	0	0	0	0	0	0	0	0	0	0
+15 mins.	0	5	0	0	5	0	0	0	0	0	0	6	0	0	6	0	0	0	0	0	0	0	0	0	0
+30 mins.	0	9	0	0	9	0	0	0	0	0	0	6	0	0	6	1	0	0	0	0	1	0	0	0	1
+45 mins.	0	8	0	0	8	0	0	0	0	0	0	12	0	0	12	1	0	0	0	0	1	0	0	0	1
Total Volume	0	30	0	0	30	0	0	0	0	0	0	32	0	0	32	2	0	0	0	0	2	0	0	0	2
% App. Total	0	100	0	0		0	0	0	0		0	100	0	0		100	0	0	0		100	0	0	0	
PHF	.000	.833	.000	.000	.833	.000	.000	.000	.000	.000	.000	.667	.000	.000	.667	.500	.000	.000	.000	.500	.000	.000	.000	.500	

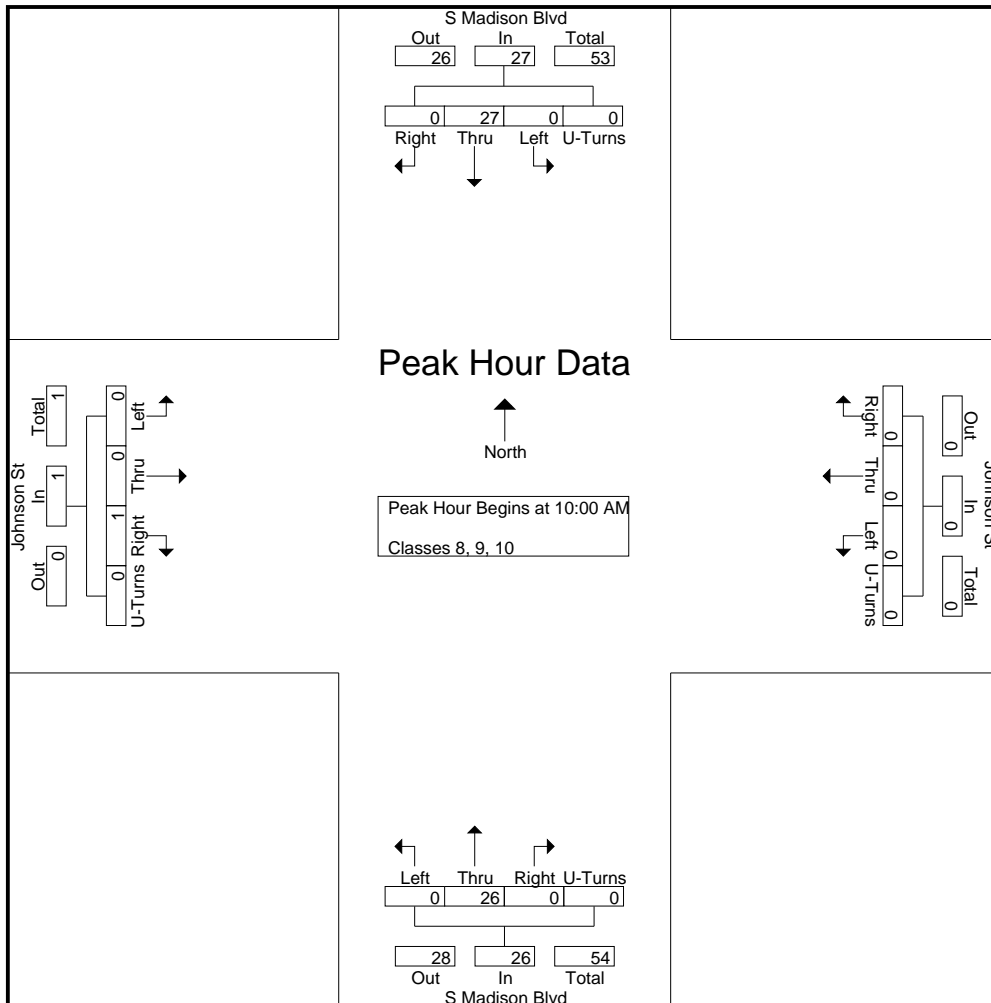


Quality Counts, LLC

920 Blairhill Rd, STE B106
Charlotte, NC 28217

File Name : 14473006 - S Madison Blvd & Johnson St
Site Code : 14473006
Start Date : 8/30/2017
Page No : 5

Start Time	S Madison Blvd Southbound					Johnson St Westbound					S Madison Blvd Northbound					Johnson St Eastbound					Int. Total
	Right	Thru	Left	U-Turns	App. Total	Right	Thru	Left	U-Turns	App. Total	Right	Thru	Left	U-Turns	App. Total	Right	Thru	Left	U-Turns	App. Total	
Peak Hour Analysis From 10:00 AM to 02:45 PM - Peak 1 of 1																					
Peak Hour for Entire Intersection Begins at 10:00 AM																					
10:00 AM	0	4	0	0	4	0	0	0	0	0	0	14	0	0	14	0	0	0	0	0	18
10:15 AM	0	12	0	0	12	0	0	0	0	0	0	6	0	0	6	1	0	0	0	1	19
10:30 AM	0	4	0	0	4	0	0	0	0	0	0	2	0	0	2	0	0	0	0	0	6
10:45 AM	0	7	0	0	7	0	0	0	0	0	0	4	0	0	4	0	0	0	0	0	11
Total Volume	0	27	0	0	27	0	0	0	0	0	0	26	0	0	26	1	0	0	0	1	54
% App. Total	0	100	0	0		0	0	0	0		0	100	0	0		100	0	0	0		
PHF	.000	.563	.000	.000	.563	.000	.000	.000	.000	.000	.000	.464	.000	.000	.464	.250	.000	.000	.000	.250	.711



Quality Counts, LLC

920 Blairhill Rd, STE B106
Charlotte, NC 28217

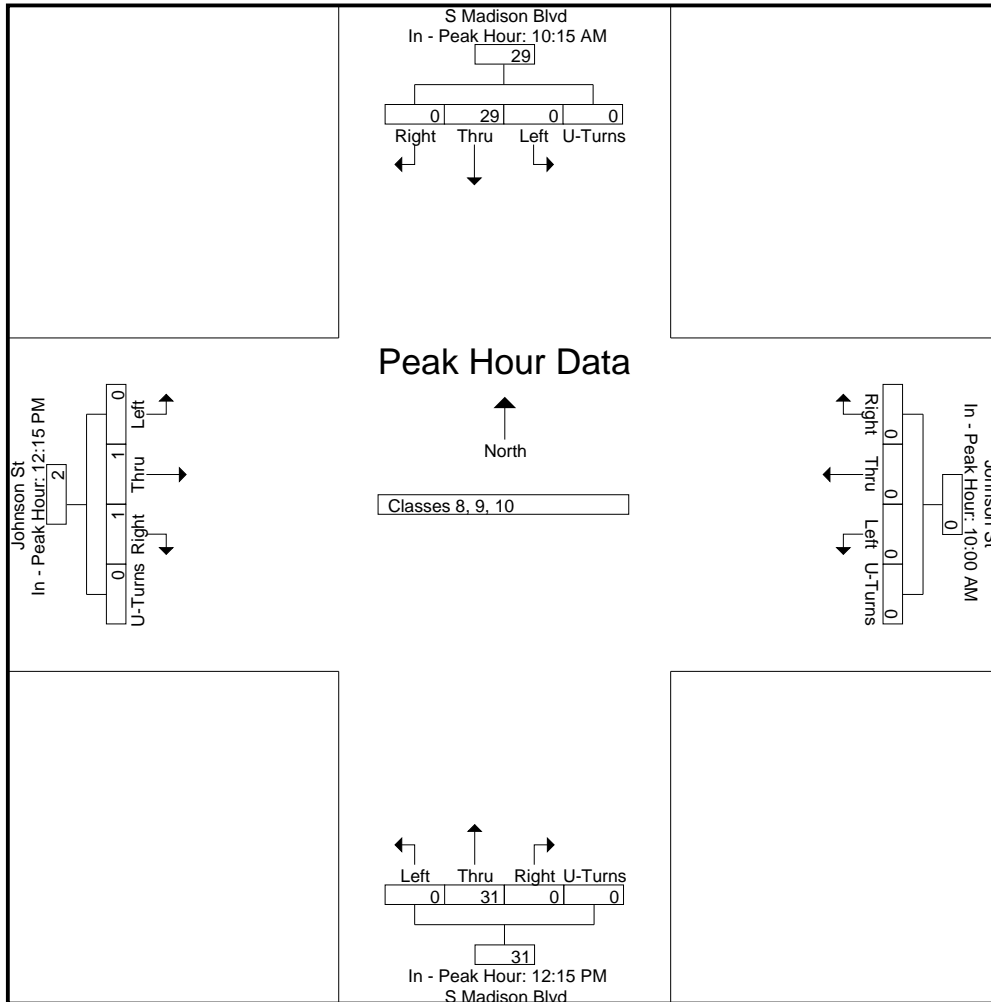
File Name : 14473006 - S Madison Blvd & Johnson St
Site Code : 14473006
Start Date : 8/30/2017
Page No : 6

Start Time	S Madison Blvd Southbound					Johnson St Westbound					S Madison Blvd Northbound					Johnson St Eastbound					Int. Total
	Right	Thru	Left	U-Turns	App. Total	Right	Thru	Left	U-Turns	App. Total	Right	Thru	Left	U-Turns	App. Total	Right	Thru	Left	U-Turns	App. Total	

Peak Hour Analysis From 10:00 AM to 02:45 PM - Peak 1 of 1

Peak Hour for Each Approach Begins at:

	10:15 AM					10:00 AM					12:15 PM					12:15 PM									
+0 mins.	0	12	0	0	12	0	0	0	0	0	0	6	0	0	6	0	0	0	0	0	0	0	0	0	0
+15 mins.	0	4	0	0	4	0	0	0	0	0	0	8	0	0	8	0	0	0	0	0	0	0	0	0	0
+30 mins.	0	7	0	0	7	0	0	0	0	0	0	12	0	0	12	0	1	0	0	1	0	1	0	0	1
+45 mins.	0	6	0	0	6	0	0	0	0	0	0	5	0	0	5	1	0	0	0	1	1	0	0	0	1
Total Volume	0	29	0	0	29	0	0	0	0	0	0	31	0	0	31	1	1	0	0	2	1	1	0	0	2
% App. Total	0	100	0	0	100	0	0	0	0	0	0	100	0	0	100	50	50	0	0	100	50	50	0	0	100
PHF	.000	.604	.000	.000	.604	.000	.000	.000	.000	.000	.000	.646	.000	.000	.646	.250	.250	.000	.000	.500	.250	.250	.000	.000	.500

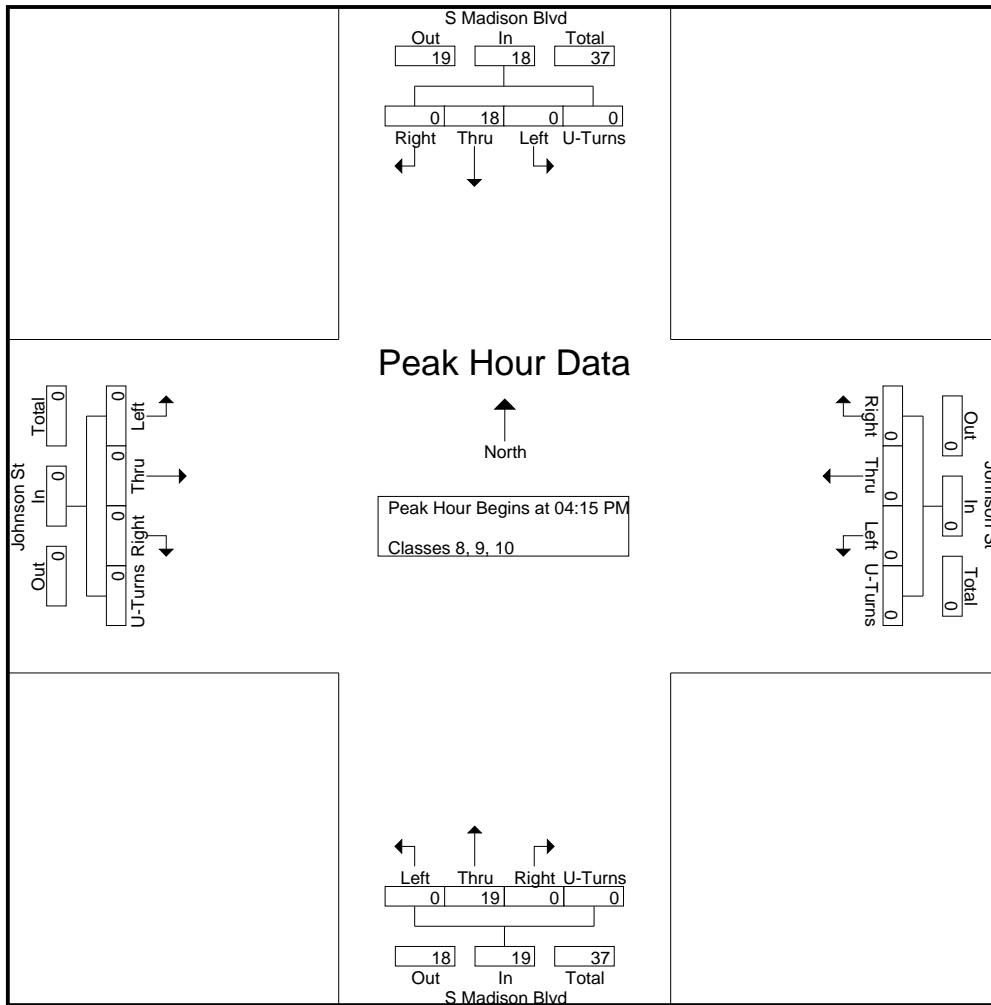


Quality Counts, LLC

920 Blairhill Rd, STE B106
Charlotte, NC 28217

File Name : 14473006 - S Madison Blvd & Johnson St
Site Code : 14473006
Start Date : 8/30/2017
Page No : 7

Start Time	S Madison Blvd Southbound					Johnson St Westbound					S Madison Blvd Northbound					Johnson St Eastbound					Int. Total	
	Right	Thru	Left	U-Turns	App. Total	Right	Thru	Left	U-Turns	App. Total	Right	Thru	Left	U-Turns	App. Total	Right	Thru	Left	U-Turns	App. Total		
Peak Hour Analysis From 03:00 PM to 06:45 PM - Peak 1 of 1																						
Peak Hour for Entire Intersection Begins at 04:15 PM																						
04:15 PM	0	2	0	0	2	0	0	0	0	0	0	9	0	0	9	0	0	0	0	0	0	11
04:30 PM	0	5	0	0	5	0	0	0	0	0	0	2	0	0	2	0	0	0	0	0	0	7
04:45 PM	0	5	0	0	5	0	0	0	0	0	0	4	0	0	4	0	0	0	0	0	0	9
05:00 PM	0	6	0	0	6	0	0	0	0	0	0	4	0	0	4	0	0	0	0	0	0	10
Total Volume	0	18	0	0	18	0	0	0	0	0	0	19	0	0	19	0	0	0	0	0	0	37
% App. Total	0	100	0	0		0	0	0	0		0	100	0	0		0	0	0	0		0	
PHF	.000	.750	.000	.000	.750	.000	.000	.000	.000	.000	.000	.528	.000	.000	.528	.000	.000	.000	.000	.000	.000	.841



Quality Counts, LLC

920 Blairhill Rd, STE B106
Charlotte, NC 28217

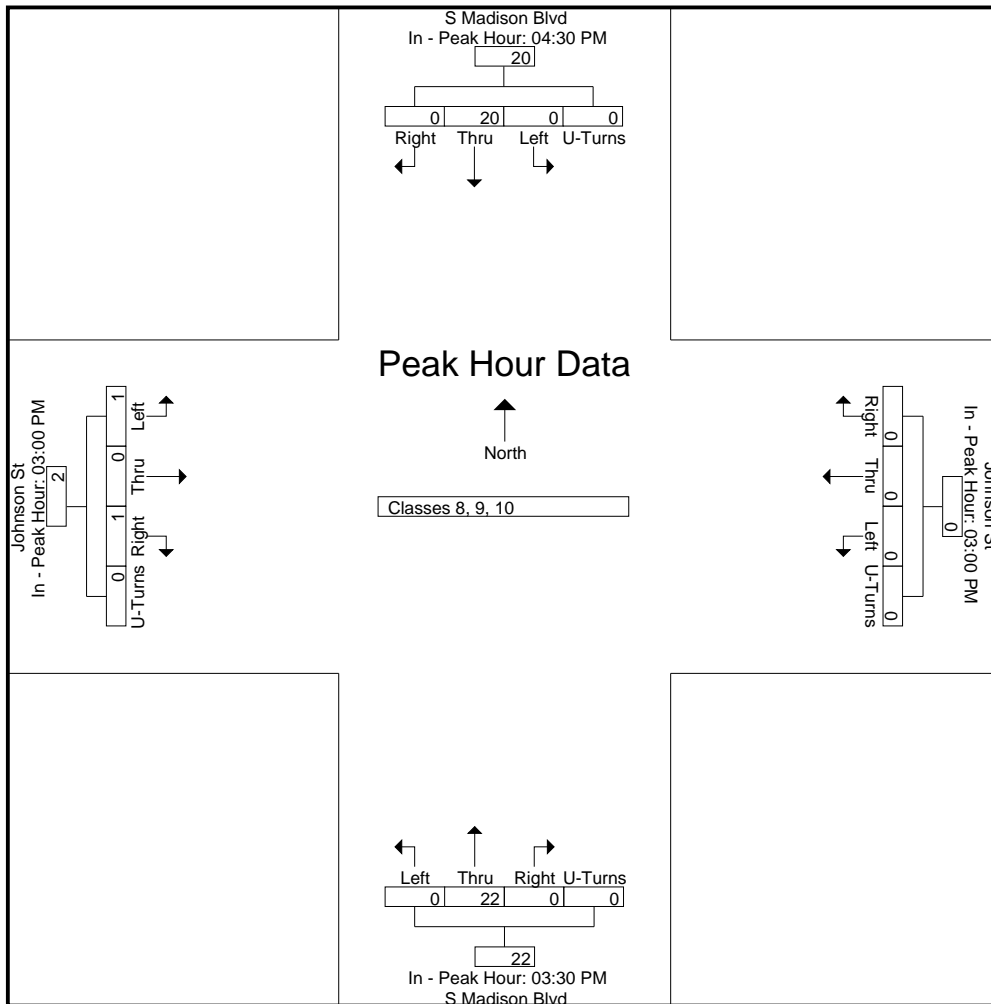
File Name : 14473006 - S Madison Blvd & Johnson St
Site Code : 14473006
Start Date : 8/30/2017
Page No : 8

Start Time	S Madison Blvd Southbound					Johnson St Westbound					S Madison Blvd Northbound					Johnson St Eastbound					Int. Total
	Right	Thru	Left	U-Turns	App. Total	Right	Thru	Left	U-Turns	App. Total	Right	Thru	Left	U-Turns	App. Total	Right	Thru	Left	U-Turns	App. Total	

Peak Hour Analysis From 03:00 PM to 06:45 PM - Peak 1 of 1

Peak Hour for Each Approach Begins at:

	04:30 PM					03:00 PM					03:30 PM					03:00 PM				
+0 mins.	0	5	0	0	5	0	0	0	0	0	0	8	0	0	8	0	0	0	0	0
+15 mins.	0	5	0	0	5	0	0	0	0	0	0	1	0	0	1	1	0	0	0	1
+30 mins.	0	6	0	0	6	0	0	0	0	0	0	4	0	0	4	0	0	0	0	0
+45 mins.	0	4	0	0	4	0	0	0	0	0	0	9	0	0	9	0	0	1	0	1
Total Volume	0	20	0	0	20	0	0	0	0	0	0	22	0	0	22	1	0	1	0	2
% App. Total	0	100	0	0		0	0	0	0		0	100	0	0		50	0	50	0	
PHF	.000	.833	.000	.000	.833	.000	.000	.000	.000	.000	.000	.611	.000	.000	.611	.250	.000	.250	.000	.500



Quality Counts, LLC

920 Blairhill Rd, STE B106
Charlotte, NC 28217

File Name : 14473006 - S Madison Blvd & Johnson St

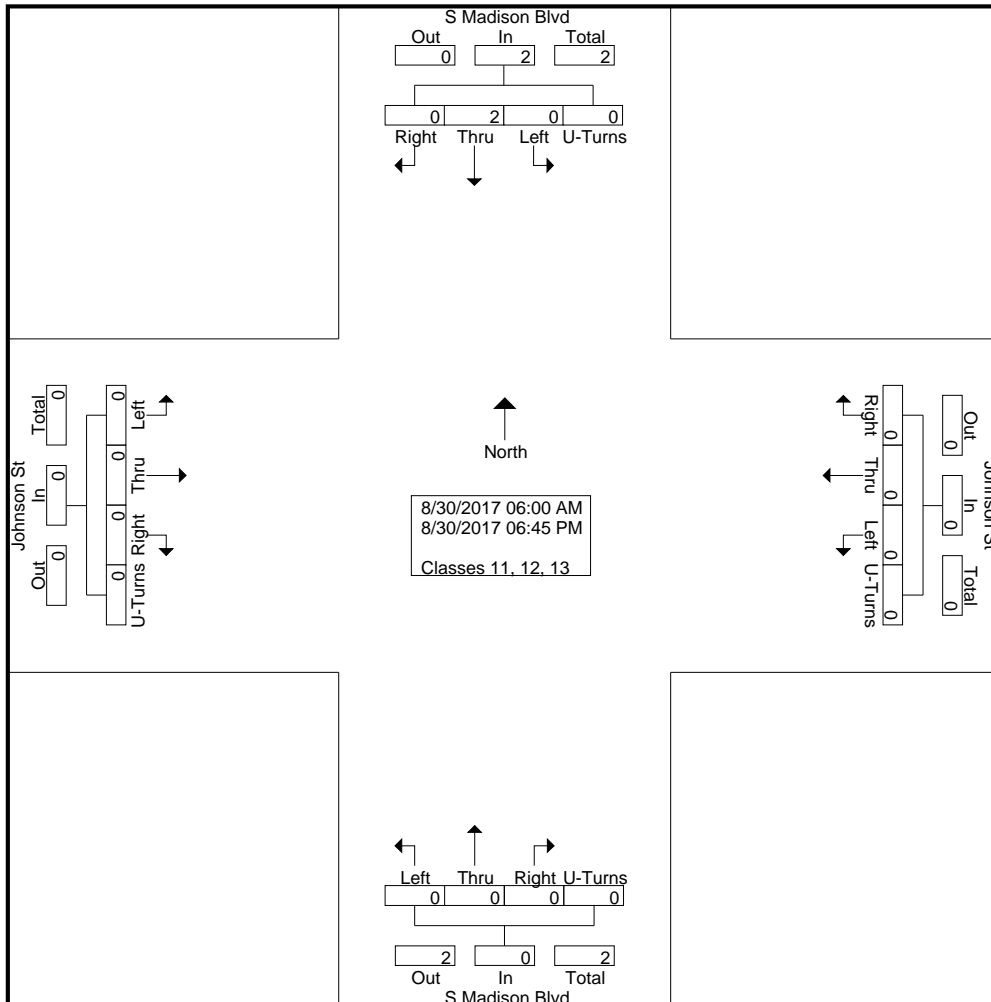
Site Code : 14473006

Start Date : 8/30/2017

Page No : 2

Groups Printed- Classes 11, 12, 13

Start Time	S Madison Blvd Southbound					Johnson St Westbound					S Madison Blvd Northbound					Johnson St Eastbound					Int. Total					
	Right	Thru	Left	U-Turns	App. Total	Right	Thru	Left	U-Turns	App. Total	Right	Thru	Left	U-Turns	App. Total	Right	Thru	Left	U-Turns	App. Total						
04:00 PM	0	0	0	0	0	0	0	0	0	0	0	0	0	0	0	0	0	0	0	0	0	0	0	0	0	0
04:15 PM	0	0	0	0	0	0	0	0	0	0	0	0	0	0	0	0	0	0	0	0	0	0	0	0	0	0
04:30 PM	0	0	0	0	0	0	0	0	0	0	0	0	0	0	0	0	0	0	0	0	0	0	0	0	0	0
04:45 PM	0	0	0	0	0	0	0	0	0	0	0	0	0	0	0	0	0	0	0	0	0	0	0	0	0	0
Total	0	0	0	0	0	0	0	0	0	0	0	0	0	0	0	0	0	0	0	0	0	0	0	0	0	0
05:00 PM	0	0	0	0	0	0	0	0	0	0	0	0	0	0	0	0	0	0	0	0	0	0	0	0	0	0
05:15 PM	0	0	0	0	0	0	0	0	0	0	0	0	0	0	0	0	0	0	0	0	0	0	0	0	0	0
05:30 PM	0	0	0	0	0	0	0	0	0	0	0	0	0	0	0	0	0	0	0	0	0	0	0	0	0	0
05:45 PM	0	0	0	0	0	0	0	0	0	0	0	0	0	0	0	0	0	0	0	0	0	0	0	0	0	0
Total	0	0	0	0	0	0	0	0	0	0	0	0	0	0	0	0	0	0	0	0	0	0	0	0	0	0
06:00 PM	0	0	0	0	0	0	0	0	0	0	0	0	0	0	0	0	0	0	0	0	0	0	0	0	0	0
06:15 PM	0	0	0	0	0	0	0	0	0	0	0	0	0	0	0	0	0	0	0	0	0	0	0	0	0	0
06:30 PM	0	0	0	0	0	0	0	0	0	0	0	0	0	0	0	0	0	0	0	0	0	0	0	0	0	0
06:45 PM	0	0	0	0	0	0	0	0	0	0	0	0	0	0	0	0	0	0	0	0	0	0	0	0	0	0
Total	0	0	0	0	0	0	0	0	0	0	0	0	0	0	0	0	0	0	0	0	0	0	0	0	0	0
Grand Total	0	2	0	0	2	0	0	0	0	0	0	0	0	0	0	0	0	0	0	0	0	0	0	0	0	2
Apprch %	0	100	0	0		0	0	0	0		0	0	0	0		0	0	0	0		0	0	0	0		
Total %	0	100	0	0	100	0	0	0	0		0	0	0	0		0	0	0	0		0	0	0	0		

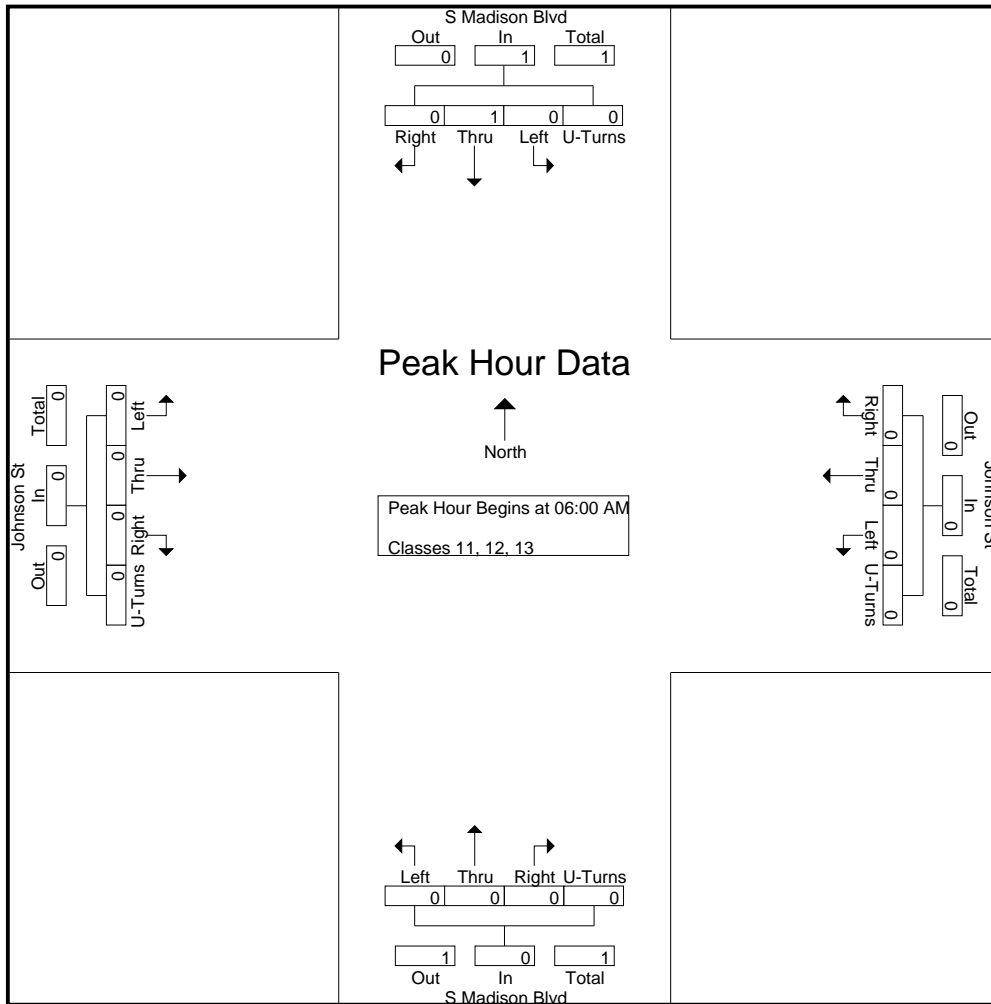


Quality Counts, LLC

920 Blairhill Rd, STE B106
Charlotte, NC 28217

File Name : 14473006 - S Madison Blvd & Johnson St
Site Code : 14473006
Start Date : 8/30/2017
Page No : 3

Start Time	S Madison Blvd Southbound					Johnson St Westbound					S Madison Blvd Northbound					Johnson St Eastbound					Int. Total	
	Right	Thru	Left	U-Turns	App. Total	Right	Thru	Left	U-Turns	App. Total	Right	Thru	Left	U-Turns	App. Total	Right	Thru	Left	U-Turns	App. Total		
Peak Hour Analysis From 06:00 AM to 09:45 AM - Peak 1 of 1																						
Peak Hour for Entire Intersection Begins at 06:00 AM																						
06:00 AM	0	0	0	0	0	0	0	0	0	0	0	0	0	0	0	0	0	0	0	0	0	0
06:15 AM	0	1	0	0	1	0	0	0	0	0	0	0	0	0	0	0	0	0	0	0	0	0
06:30 AM	0	0	0	0	0	0	0	0	0	0	0	0	0	0	0	0	0	0	0	0	0	0
06:45 AM	0	0	0	0	0	0	0	0	0	0	0	0	0	0	0	0	0	0	0	0	0	0
Total Volume	0	1	0	0	1	0	0	0	0	0	0	0	0	0	0	0	0	0	0	0	0	0
% App. Total	0	100	0	0		0	0	0	0		0	0	0	0		0	0	0	0		0	
PHF	.000	.250	.000	.000	.250	.000	.000	.000	.000	.000	.000	.000	.000	.000	.000	.000	.000	.000	.000	.000	.000	.250



Quality Counts, LLC

920 Blairhill Rd, STE B106
Charlotte, NC 28217

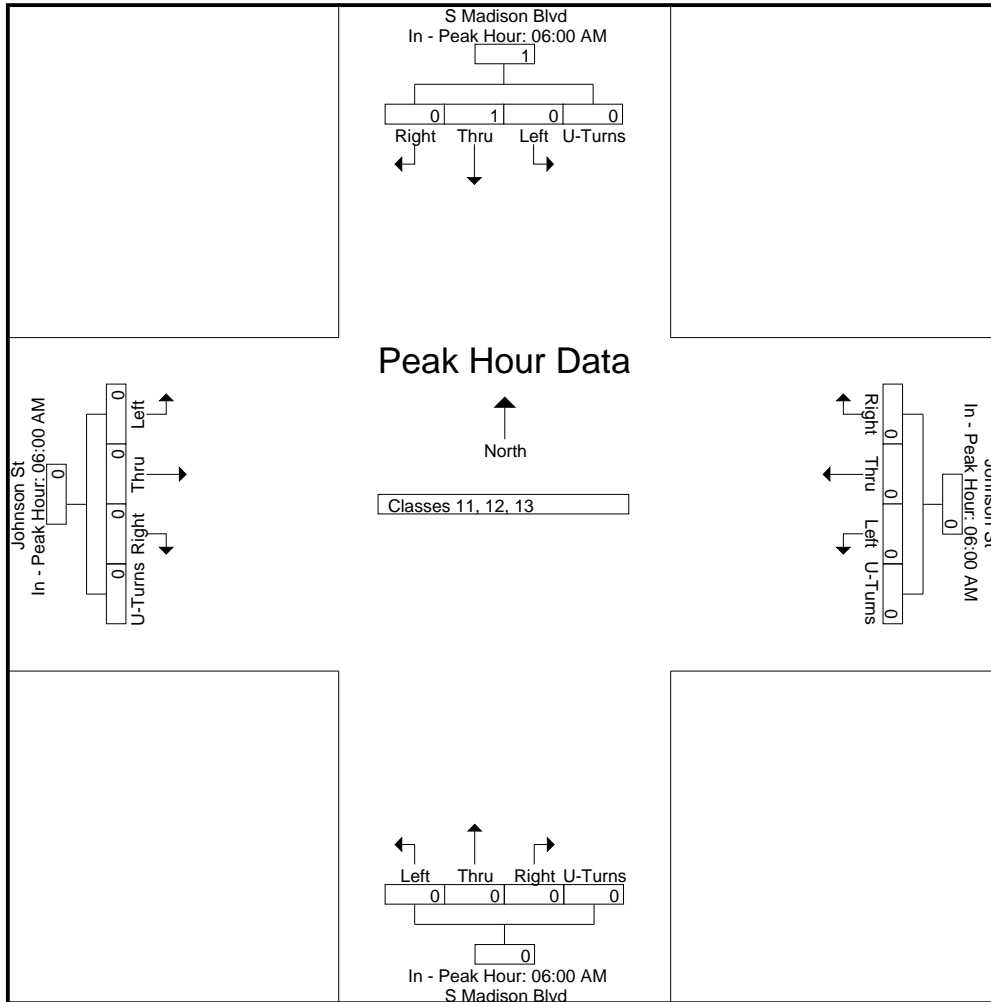
File Name : 14473006 - S Madison Blvd & Johnson St
Site Code : 14473006
Start Date : 8/30/2017
Page No : 4

Start Time	S Madison Blvd Southbound					Johnson St Westbound					S Madison Blvd Northbound					Johnson St Eastbound					Int. Total
	Right	Thru	Left	U-Turns	App. Total	Right	Thru	Left	U-Turns	App. Total	Right	Thru	Left	U-Turns	App. Total	Right	Thru	Left	U-Turns	App. Total	

Peak Hour Analysis From 06:00 AM to 09:45 AM - Peak 1 of 1

Peak Hour for Each Approach Begins at:

	06:00 AM					06:00 AM					06:00 AM					06:00 AM									
+0 mins.	0	0	0	0	0	0	0	0	0	0	0	0	0	0	0	0	0	0	0	0	0	0	0	0	0
+15 mins.	0	1	0	0	1	0	0	0	0	0	0	0	0	0	0	0	0	0	0	0	0	0	0	0	0
+30 mins.	0	0	0	0	0	0	0	0	0	0	0	0	0	0	0	0	0	0	0	0	0	0	0	0	0
+45 mins.	0	0	0	0	0	0	0	0	0	0	0	0	0	0	0	0	0	0	0	0	0	0	0	0	0
Total Volume	0	1	0	0	1	0	0	0	0	0	0	0	0	0	0	0	0	0	0	0	0	0	0	0	0
% App. Total	0	100	0	0		0	0	0	0		0	0	0	0		0	0	0	0		0	0	0	0	
PHF	.000	.250	.000	.000	.250	.000	.000	.000	.000	.000	.000	.000	.000	.000	.000	.000	.000	.000	.000	.000	.000	.000	.000	.000	.000



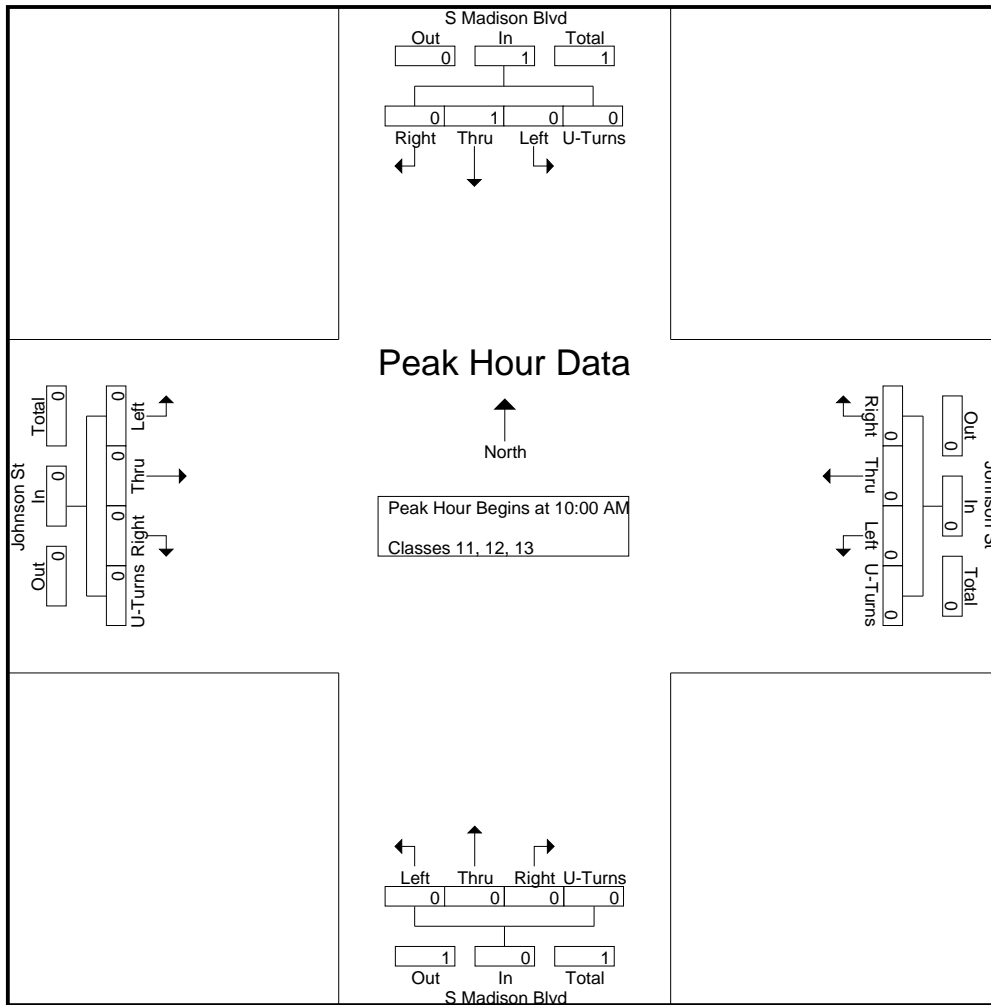
Quality Counts, LLC

920 Blairhill Rd, STE B106
Charlotte, NC 28217

File Name : 14473006 - S Madison Blvd & Johnson St
Site Code : 14473006
Start Date : 8/30/2017
Page No : 5

Start Time	S Madison Blvd Southbound					Johnson St Westbound					S Madison Blvd Northbound					Johnson St Eastbound					Int. Total
	Right	Thru	Left	U-Turns	App. Total	Right	Thru	Left	U-Turns	App. Total	Right	Thru	Left	U-Turns	App. Total	Right	Thru	Left	U-Turns	App. Total	
10:00 AM	0	0	0	0	0	0	0	0	0	0	0	0	0	0	0	0	0	0	0	0	0
10:15 AM	0	1	0	0	1	0	0	0	0	0	0	0	0	0	0	0	0	0	0	0	1
10:30 AM	0	0	0	0	0	0	0	0	0	0	0	0	0	0	0	0	0	0	0	0	0
10:45 AM	0	0	0	0	0	0	0	0	0	0	0	0	0	0	0	0	0	0	0	0	0
Total Volume	0	1	0	0	1	0	0	0	0	0	0	0	0	0	0	0	0	0	0	0	1
% App. Total	0	100	0	0		0	0	0	0		0	0	0	0		0	0	0	0		
PHF	.000	.250	.000	.000	.250	.000	.000	.000	.000	.000	.000	.000	.000	.000	.000	.000	.000	.000	.000	.000	.250

Peak Hour Analysis From 10:00 AM to 02:45 PM - Peak 1 of 1
Peak Hour for Entire Intersection Begins at 10:00 AM



Quality Counts, LLC

920 Blairhill Rd, STE B106
Charlotte, NC 28217

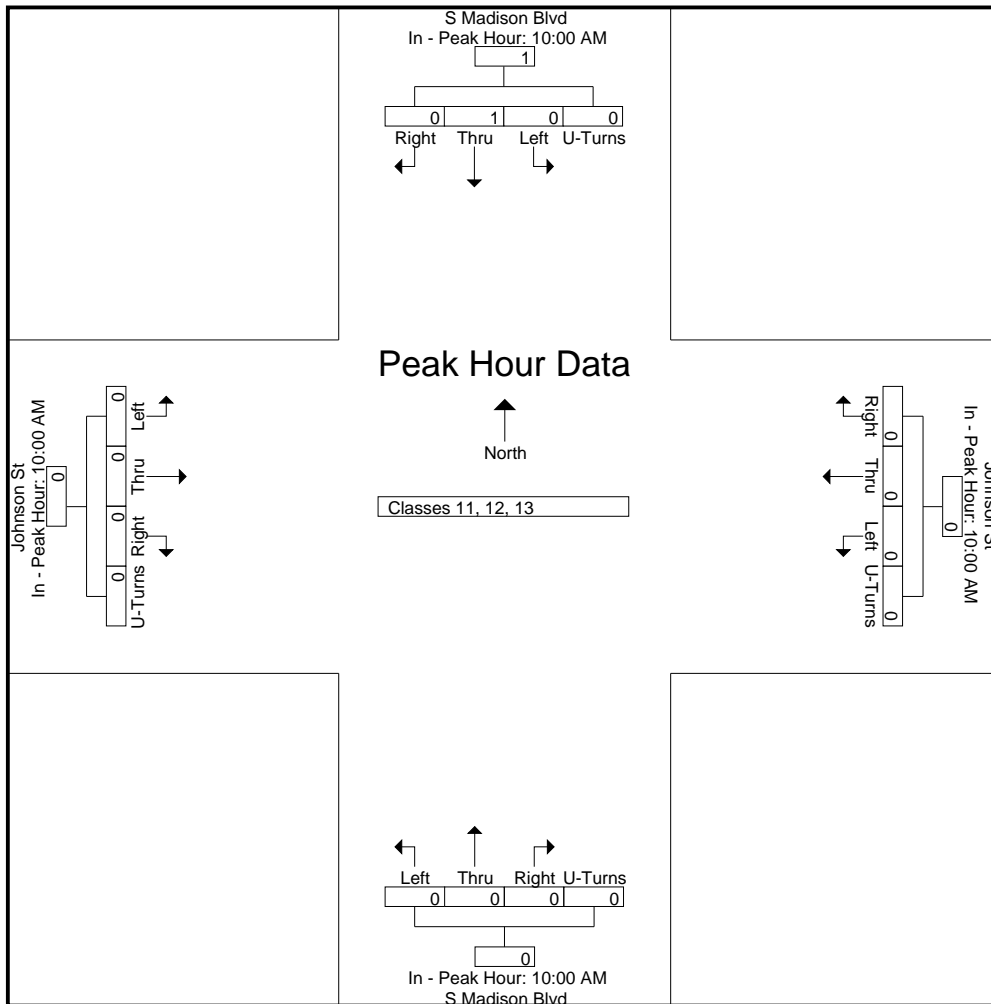
File Name : 14473006 - S Madison Blvd & Johnson St
Site Code : 14473006
Start Date : 8/30/2017
Page No : 6

Start Time	S Madison Blvd Southbound					Johnson St Westbound					S Madison Blvd Northbound					Johnson St Eastbound					Int. Total
	Rig ht	Thr u	Left	U-Turns	App. Total	Rig ht	Thr u	Left	U-Turns	App. Total	Rig ht	Thr u	Left	U-Turns	App. Total	Rig ht	Thr u	Left	U-Turns	App. Total	

Peak Hour Analysis From 10:00 AM to 02:45 PM - Peak 1 of 1

Peak Hour for Each Approach Begins at:

	10:00 AM					10:00 AM					10:00 AM					10:00 AM									
+0 mins.	0	0	0	0	0	0	0	0	0	0	0	0	0	0	0	0	0	0	0	0	0	0	0	0	0
+15 mins.	0	1	0	0	1	0	0	0	0	0	0	0	0	0	0	0	0	0	0	0	0	0	0	0	0
+30 mins.	0	0	0	0	0	0	0	0	0	0	0	0	0	0	0	0	0	0	0	0	0	0	0	0	0
+45 mins.	0	0	0	0	0	0	0	0	0	0	0	0	0	0	0	0	0	0	0	0	0	0	0	0	0
Total Volume	0	1	0	0	1	0	0	0	0	0	0	0	0	0	0	0	0	0	0	0	0	0	0	0	0
% App. Total	0	100	0	0	0	0	0	0	0	0	0	0	0	0	0	0	0	0	0	0	0	0	0	0	0
PHF	.000	.250	.000	.000	.250	.000	.000	.000	.000	.000	.000	.000	.000	.000	.000	.000	.000	.000	.000	.000	.000	.000	.000	.000	.000



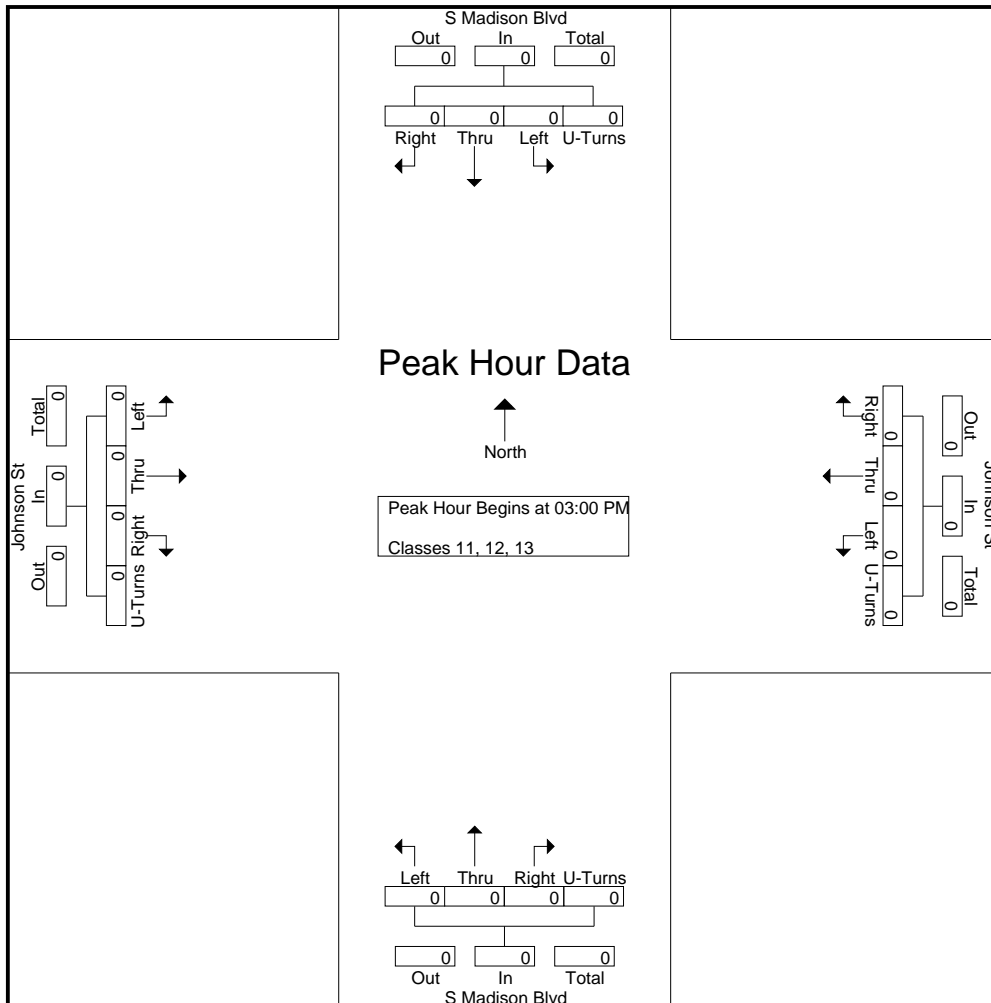
Quality Counts, LLC

920 Blairhill Rd, STE B106
Charlotte, NC 28217

File Name : 14473006 - S Madison Blvd & Johnson St
Site Code : 14473006
Start Date : 8/30/2017
Page No : 7

Start Time	S Madison Blvd Southbound					Johnson St Westbound					S Madison Blvd Northbound					Johnson St Eastbound					Int. Total				
	Right	Thru	Left	U-Turns	App. Total	Right	Thru	Left	U-Turns	App. Total	Right	Thru	Left	U-Turns	App. Total	Right	Thru	Left	U-Turns	App. Total					
03:00 PM	0	0	0	0	0	0	0	0	0	0	0	0	0	0	0	0	0	0	0	0	0	0	0	0	0
03:15 PM	0	0	0	0	0	0	0	0	0	0	0	0	0	0	0	0	0	0	0	0	0	0	0	0	0
03:30 PM	0	0	0	0	0	0	0	0	0	0	0	0	0	0	0	0	0	0	0	0	0	0	0	0	0
03:45 PM	0	0	0	0	0	0	0	0	0	0	0	0	0	0	0	0	0	0	0	0	0	0	0	0	0
Total Volume	0	0	0	0	0	0	0	0	0	0	0	0	0	0	0	0	0	0	0	0	0	0	0	0	0
% App. Total	0	0	0	0	0	0	0	0	0	0	0	0	0	0	0	0	0	0	0	0	0	0	0	0	0
PHF	.000	.000	.000	.000	.000	.000	.000	.000	.000	.000	.000	.000	.000	.000	.000	.000	.000	.000	.000	.000	.000	.000	.000	.000	.000

Peak Hour Analysis From 03:00 PM to 06:45 PM - Peak 1 of 1
Peak Hour for Entire Intersection Begins at 03:00 PM



Quality Counts, LLC

920 Blairhill Rd, STE B106
Charlotte, NC 28217

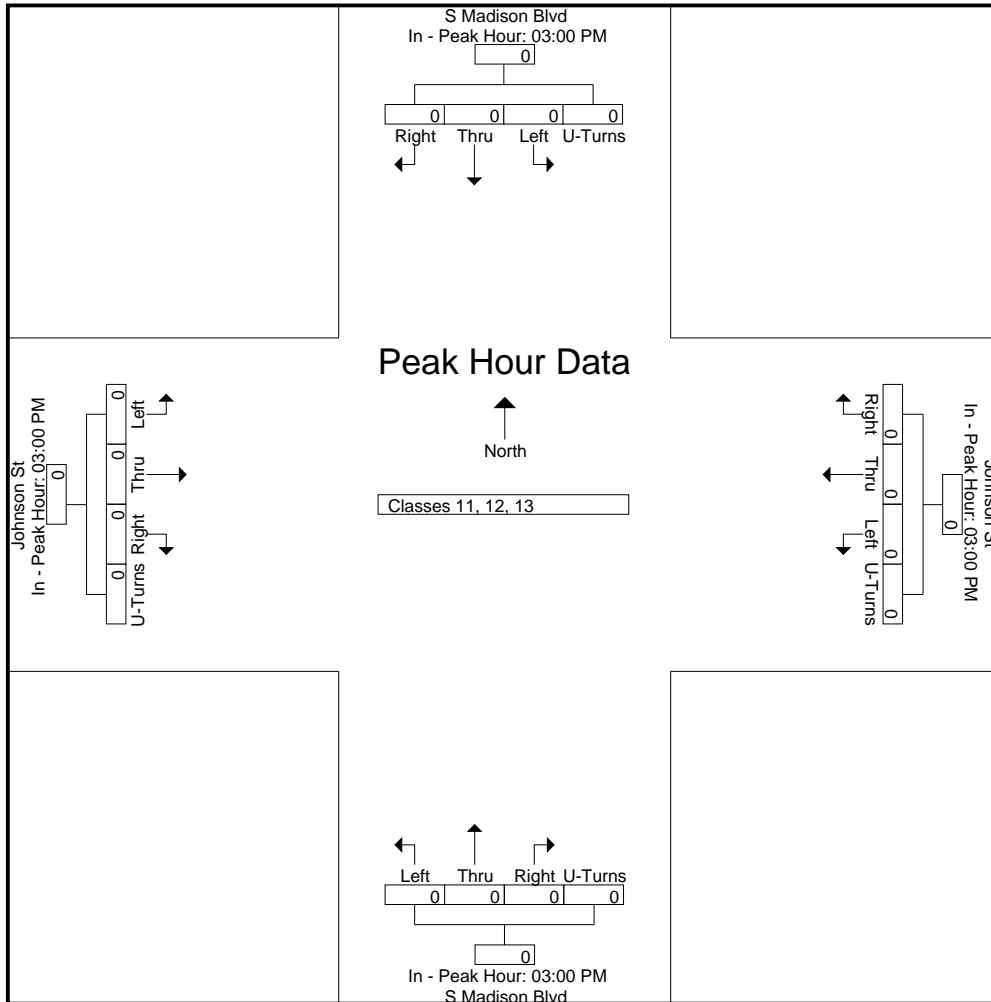
File Name : 14473006 - S Madison Blvd & Johnson St
Site Code : 14473006
Start Date : 8/30/2017
Page No : 8

Start Time	S Madison Blvd Southbound					Johnson St Westbound					S Madison Blvd Northbound					Johnson St Eastbound					Int. Total
	Right	Thru	Left	U-Turns	App. Total	Right	Thru	Left	U-Turns	App. Total	Right	Thru	Left	U-Turns	App. Total	Right	Thru	Left	U-Turns	App. Total	

Peak Hour Analysis From 03:00 PM to 06:45 PM - Peak 1 of 1

Peak Hour for Each Approach Begins at:

	03:00 PM					03:00 PM					03:00 PM					03:00 PM									
+0 mins.	0	0	0	0	0	0	0	0	0	0	0	0	0	0	0	0	0	0	0	0	0	0	0	0	0
+15 mins.	0	0	0	0	0	0	0	0	0	0	0	0	0	0	0	0	0	0	0	0	0	0	0	0	0
+30 mins.	0	0	0	0	0	0	0	0	0	0	0	0	0	0	0	0	0	0	0	0	0	0	0	0	0
+45 mins.	0	0	0	0	0	0	0	0	0	0	0	0	0	0	0	0	0	0	0	0	0	0	0	0	0
Total Volume	0	0	0	0	0	0	0	0	0	0	0	0	0	0	0	0	0	0	0	0	0	0	0	0	0
% App. Total	0	0	0	0	0	0	0	0	0	0	0	0	0	0	0	0	0	0	0	0	0	0	0	0	0
PHF	.000	.000	.000	.000	.000	.000	.000	.000	.000	.000	.000	.000	.000	.000	.000	.000	.000	.000	.000	.000	.000	.000	.000	.000	.000



Quality Counts, LLC

920 Blairhill Rd, STE B106
Charlotte, NC 28217

File Name : 14473006 - S Madison Blvd & Johnson St

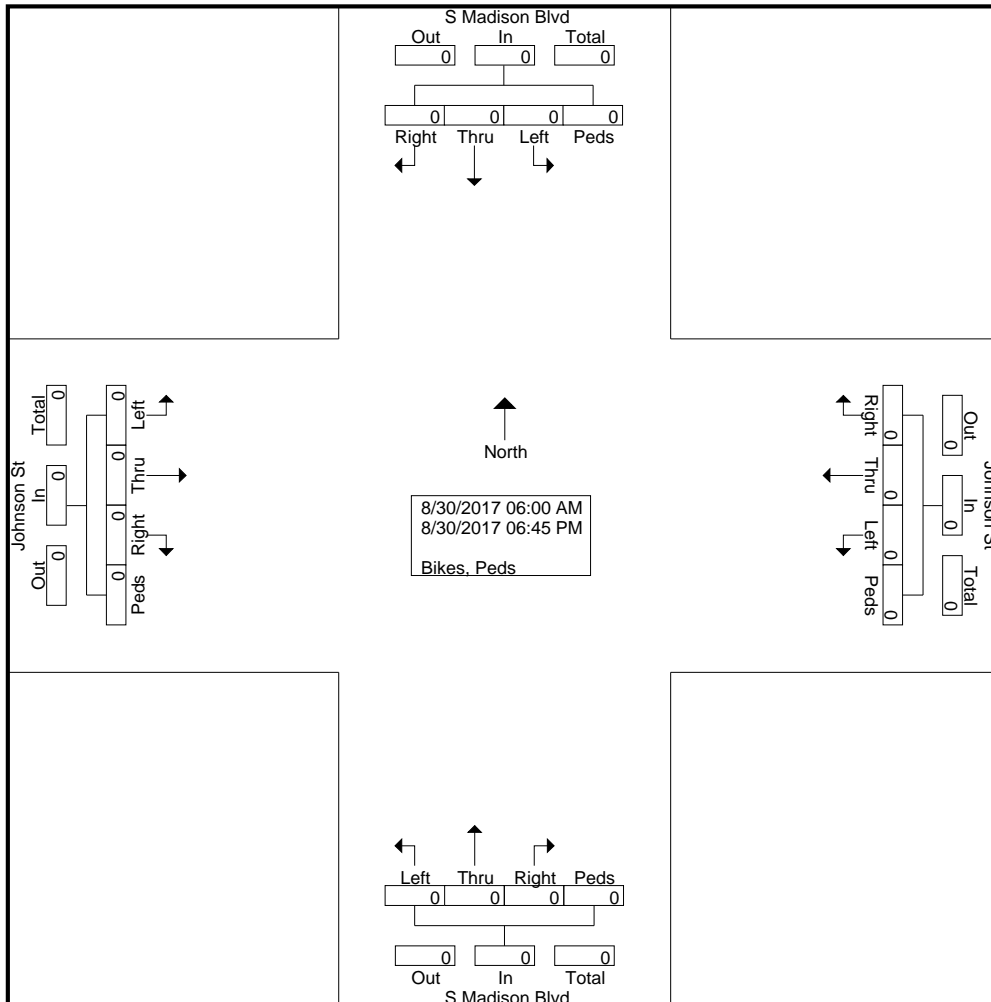
Site Code : 14473006

Start Date : 8/30/2017

Page No : 2

Groups Printed- Bikes, Peds

Start Time	S Madison Blvd Southbound					Johnson St Westbound					S Madison Blvd Northbound					Johnson St Eastbound					Int. Total	
	Right	Thru	Left	Peds	App. Total	Right	Thru	Left	Peds	App. Total	Right	Thru	Left	Peds	App. Total	Right	Thru	Left	Peds	App. Total		
04:00 PM	0	0	0	0	0	0	0	0	0	0	0	0	0	0	0	0	0	0	0	0	0	0
04:15 PM	0	0	0	0	0	0	0	0	0	0	0	0	0	0	0	0	0	0	0	0	0	0
04:30 PM	0	0	0	0	0	0	0	0	0	0	0	0	0	0	0	0	0	0	0	0	0	0
04:45 PM	0	0	0	0	0	0	0	0	0	0	0	0	0	0	0	0	0	0	0	0	0	0
Total	0	0	0	0	0	0	0	0	0	0	0	0	0	0	0	0	0	0	0	0	0	0
05:00 PM	0	0	0	0	0	0	0	0	0	0	0	0	0	0	0	0	0	0	0	0	0	0
05:15 PM	0	0	0	0	0	0	0	0	0	0	0	0	0	0	0	0	0	0	0	0	0	0
05:30 PM	0	0	0	0	0	0	0	0	0	0	0	0	0	0	0	0	0	0	0	0	0	0
05:45 PM	0	0	0	0	0	0	0	0	0	0	0	0	0	0	0	0	0	0	0	0	0	0
Total	0	0	0	0	0	0	0	0	0	0	0	0	0	0	0	0	0	0	0	0	0	0
06:00 PM	0	0	0	0	0	0	0	0	0	0	0	0	0	0	0	0	0	0	0	0	0	0
06:15 PM	0	0	0	0	0	0	0	0	0	0	0	0	0	0	0	0	0	0	0	0	0	0
06:30 PM	0	0	0	0	0	0	0	0	0	0	0	0	0	0	0	0	0	0	0	0	0	0
06:45 PM	0	0	0	0	0	0	0	0	0	0	0	0	0	0	0	0	0	0	0	0	0	0
Total	0	0	0	0	0	0	0	0	0	0	0	0	0	0	0	0	0	0	0	0	0	0
Grand Total	0	0	0	0	0	0	0	0	0	0	0	0	0	0	0	0	0	0	0	0	0	0
Apprch %	0	0	0	0		0	0	0	0		0	0	0	0		0	0	0	0			
Total %																						

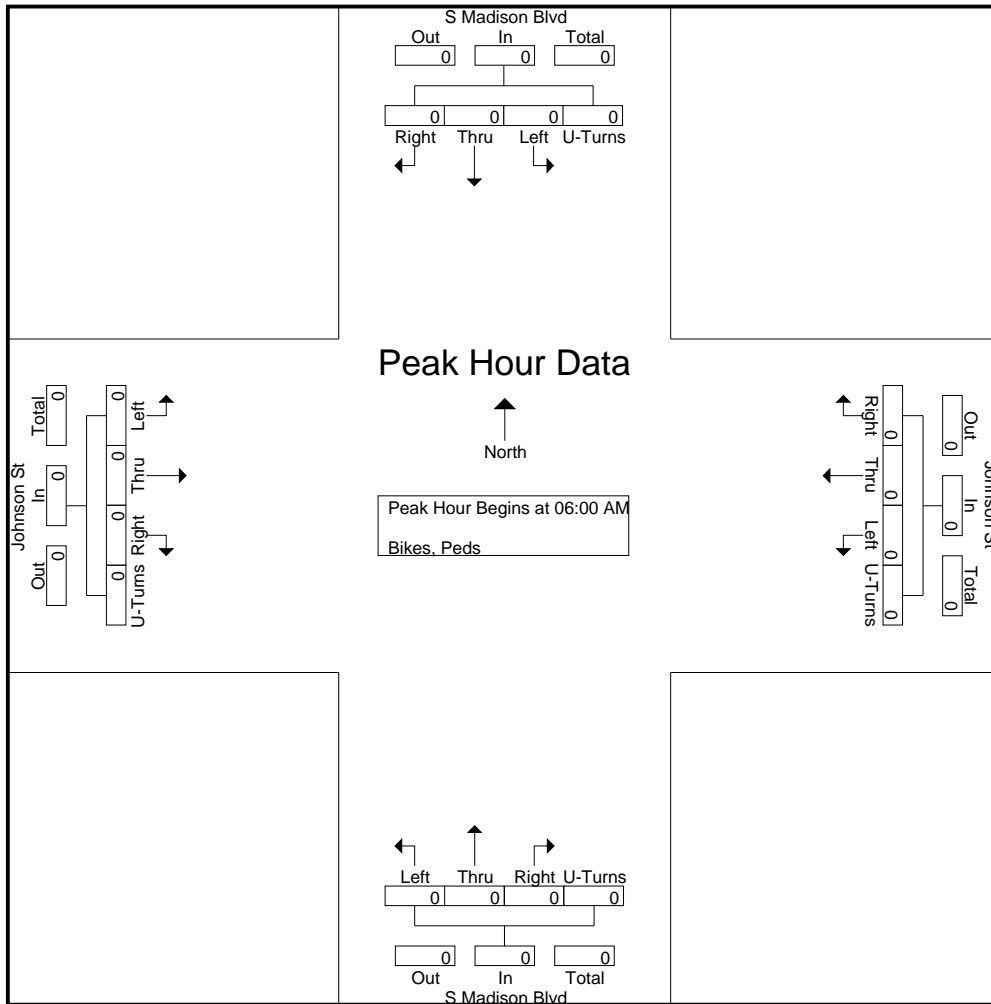


Quality Counts, LLC

920 Blairhill Rd, STE B106
Charlotte, NC 28217

File Name : 14473006 - S Madison Blvd & Johnson St
Site Code : 14473006
Start Date : 8/30/2017
Page No : 3

Start Time	S Madison Blvd Southbound					Johnson St Westbound					S Madison Blvd Northbound					Johnson St Eastbound					Int. Total	
	Right	Thru	Left	Peds	App. Total	Right	Thru	Left	Peds	App. Total	Right	Thru	Left	Peds	App. Total	Right	Thru	Left	Peds	App. Total		
Peak Hour Analysis From 06:00 AM to 09:45 AM - Peak 1 of 1																						
Peak Hour for Entire Intersection Begins at 06:00 AM																						
06:00 AM	0	0	0	0	0	0	0	0	0	0	0	0	0	0	0	0	0	0	0	0	0	0
06:15 AM	0	0	0	0	0	0	0	0	0	0	0	0	0	0	0	0	0	0	0	0	0	0
06:30 AM	0	0	0	0	0	0	0	0	0	0	0	0	0	0	0	0	0	0	0	0	0	0
06:45 AM	0	0	0	0	0	0	0	0	0	0	0	0	0	0	0	0	0	0	0	0	0	0
Total Volume	0	0	0	0	0	0	0	0	0	0	0	0	0	0	0	0	0	0	0	0	0	0
% App. Total	0	0	0	0	0	0	0	0	0	0	0	0	0	0	0	0	0	0	0	0	0	0
PHF	.000	.000	.000	.000	.000	.000	.000	.000	.000	.000	.000	.000	.000	.000	.000	.000	.000	.000	.000	.000	.000	.000

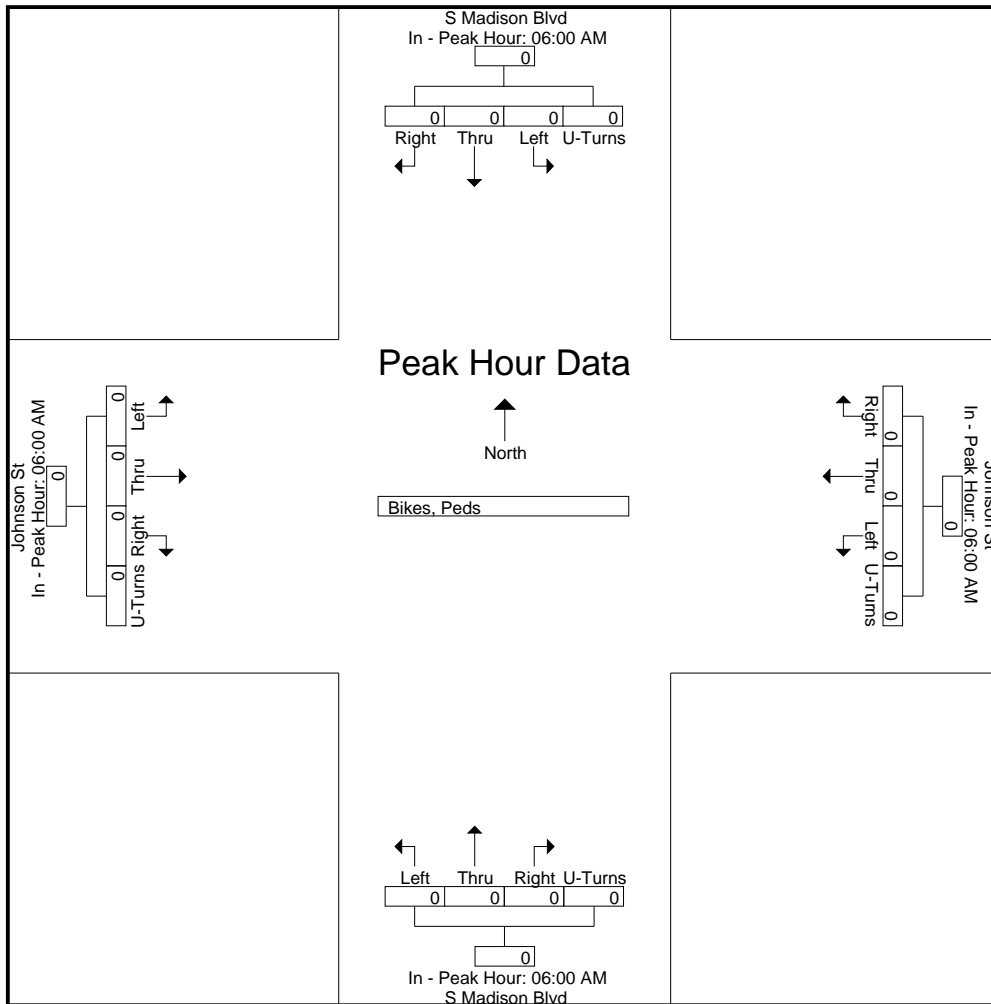


Quality Counts, LLC

920 Blairhill Rd, STE B106
Charlotte, NC 28217

File Name : 14473006 - S Madison Blvd & Johnson St
Site Code : 14473006
Start Date : 8/30/2017
Page No : 4

Start Time	S Madison Blvd Southbound					Johnson St Westbound					S Madison Blvd Northbound					Johnson St Eastbound					Int. Total	
	Right	Thru	Left	Peds	App. Total	Right	Thru	Left	Peds	App. Total	Right	Thru	Left	Peds	App. Total	Right	Thru	Left	Peds	App. Total		
Peak Hour Analysis From 06:00 AM to 09:45 AM - Peak 1 of 1																						
Peak Hour for Each Approach Begins at:																						
	06:00 AM					06:00 AM					06:00 AM					06:00 AM						
+0 mins.	0	0	0	0	0	0	0	0	0	0	0	0	0	0	0	0	0	0	0	0	0	0
+15 mins.	0	0	0	0	0	0	0	0	0	0	0	0	0	0	0	0	0	0	0	0	0	0
+30 mins.	0	0	0	0	0	0	0	0	0	0	0	0	0	0	0	0	0	0	0	0	0	0
+45 mins.	0	0	0	0	0	0	0	0	0	0	0	0	0	0	0	0	0	0	0	0	0	0
Total Volume	0	0	0	0	0	0	0	0	0	0	0	0	0	0	0	0	0	0	0	0	0	0
% App. Total	0	0	0	0	0	0	0	0	0	0	0	0	0	0	0	0	0	0	0	0	0	0
PHF	.000	.000	.000	.000	.000	.000	.000	.000	.000	.000	.000	.000	.000	.000	.000	.000	.000	.000	.000	.000	.000	.000

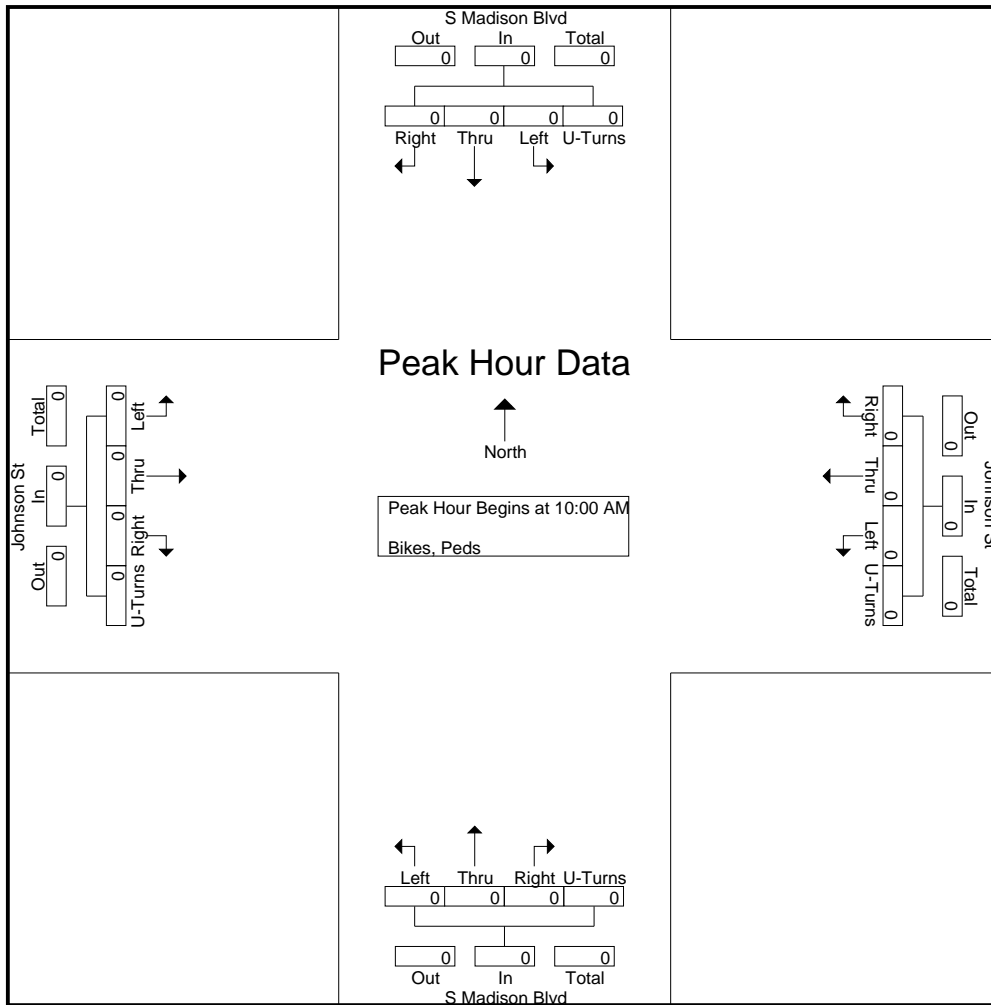


Quality Counts, LLC

920 Blairhill Rd, STE B106
Charlotte, NC 28217

File Name : 14473006 - S Madison Blvd & Johnson St
Site Code : 14473006
Start Date : 8/30/2017
Page No : 5

Start Time	S Madison Blvd Southbound					Johnson St Westbound					S Madison Blvd Northbound					Johnson St Eastbound					Int. Total	
	Rig ht	Thr u	Left	Ped s	App. Total	Rig ht	Thr u	Left	Ped s	App. Total	Right	Thr u	Left	Peds	App. Total	Right	Thr u	Left	Peds	App. Total		
Peak Hour Analysis From 10:00 AM to 02:45 PM - Peak 1 of 1																						
Peak Hour for Entire Intersection Begins at 10:00 AM																						
10:00 AM	0	0	0	0	0	0	0	0	0	0	0	0	0	0	0	0	0	0	0	0	0	0
10:15 AM	0	0	0	0	0	0	0	0	0	0	0	0	0	0	0	0	0	0	0	0	0	0
10:30 AM	0	0	0	0	0	0	0	0	0	0	0	0	0	0	0	0	0	0	0	0	0	0
10:45 AM	0	0	0	0	0	0	0	0	0	0	0	0	0	0	0	0	0	0	0	0	0	0
Total Volume	0	0	0	0	0	0	0	0	0	0	0	0	0	0	0	0	0	0	0	0	0	0
% App. Total	0	0	0	0	0	0	0	0	0	0	0	0	0	0	0	0	0	0	0	0	0	0
PHF	.000	.000	.000	.000	.000	.000	.000	.000	.000	.000	.000	.000	.000	.000	.000	.000	.000	.000	.000	.000	.000	.000



Quality Counts, LLC

920 Blairhill Rd, STE B106
Charlotte, NC 28217

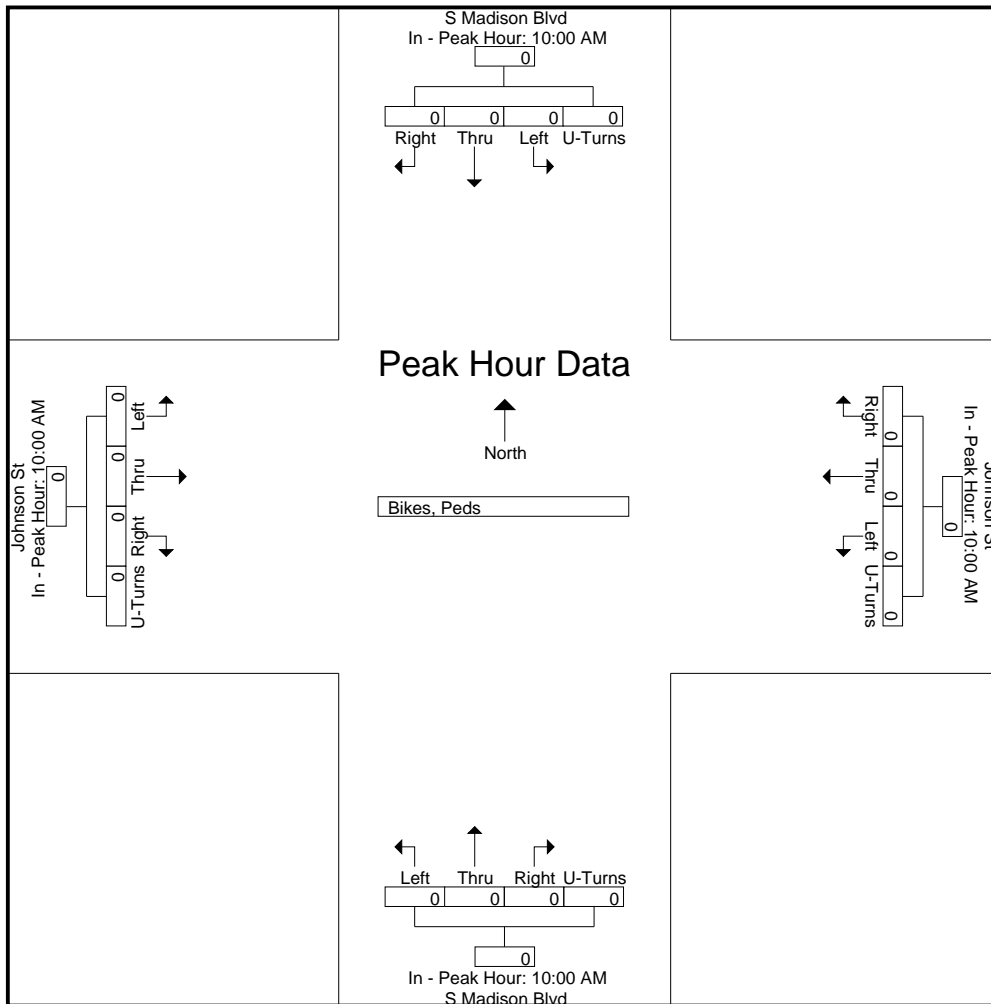
File Name : 14473006 - S Madison Blvd & Johnson St
Site Code : 14473006
Start Date : 8/30/2017
Page No : 6

Start Time	S Madison Blvd Southbound					Johnson St Westbound					S Madison Blvd Northbound					Johnson St Eastbound					Int. Total
	Rig ht	Thr u	Left	Ped s	App. Total	Rig ht	Thr u	Left	Ped s	App. Total	Right	Thr u	Left	Peds	App. Total	Right	Thr u	Left	Peds	App. Total	

Peak Hour Analysis From 10:00 AM to 02:45 PM - Peak 1 of 1

Peak Hour for Each Approach Begins at:

	10:00 AM					10:00 AM					10:00 AM					10:00 AM									
+0 mins.	0	0	0	0	0	0	0	0	0	0	0	0	0	0	0	0	0	0	0	0	0	0	0	0	0
+15 mins.	0	0	0	0	0	0	0	0	0	0	0	0	0	0	0	0	0	0	0	0	0	0	0	0	0
+30 mins.	0	0	0	0	0	0	0	0	0	0	0	0	0	0	0	0	0	0	0	0	0	0	0	0	0
+45 mins.	0	0	0	0	0	0	0	0	0	0	0	0	0	0	0	0	0	0	0	0	0	0	0	0	0
Total Volume	0	0	0	0	0	0	0	0	0	0	0	0	0	0	0	0	0	0	0	0	0	0	0	0	0
% App. Total	0	0	0	0	0	0	0	0	0	0	0	0	0	0	0	0	0	0	0	0	0	0	0	0	0
PHF	.000	.000	.000	.000	.000	.000	.000	.000	.000	.000	.000	.000	.000	.000	.000	.000	.000	.000	.000	.000	.000	.000	.000	.000	.000



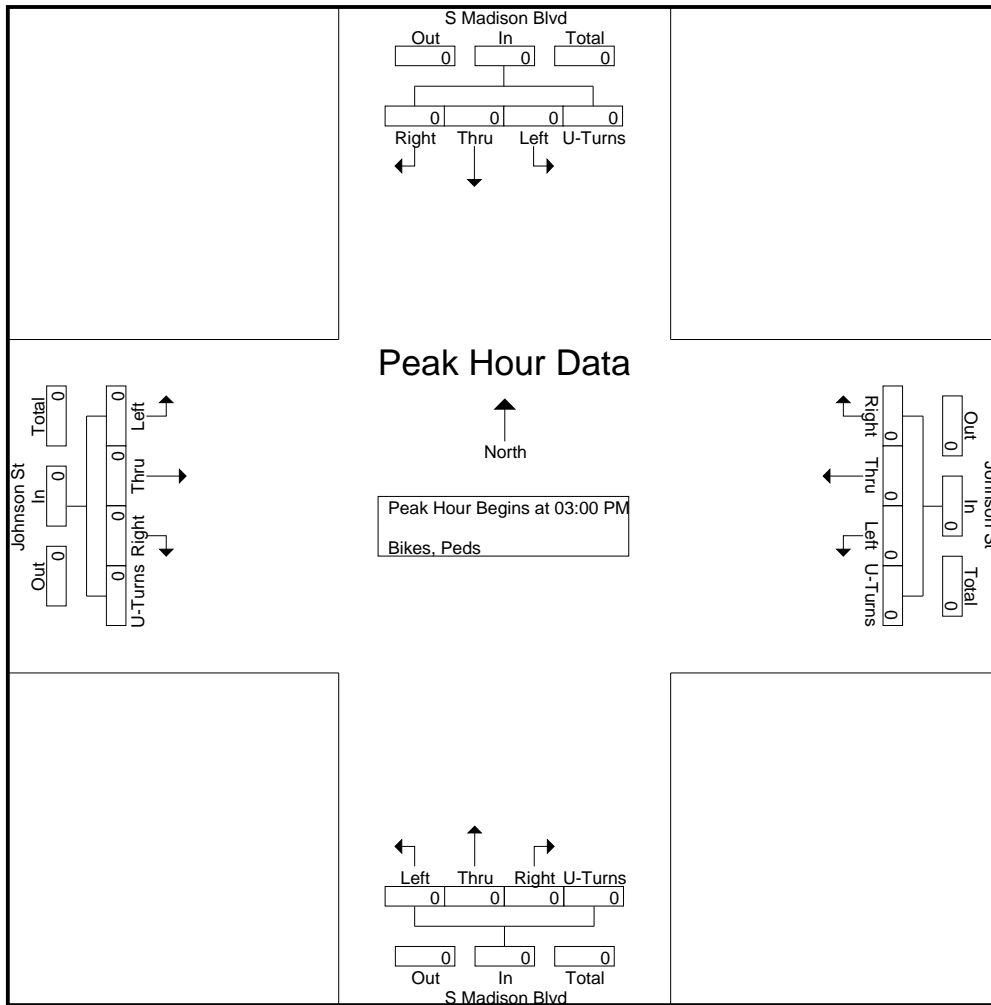
Quality Counts, LLC

920 Blairhill Rd, STE B106
Charlotte, NC 28217

File Name : 14473006 - S Madison Blvd & Johnson St
Site Code : 14473006
Start Date : 8/30/2017
Page No : 7

Start Time	S Madison Blvd Southbound					Johnson St Westbound					S Madison Blvd Northbound					Johnson St Eastbound					Int. Total	
	Right	Thru	Left	Peds	App. Total	Right	Thru	Left	Peds	App. Total	Right	Thru	Left	Peds	App. Total	Right	Thru	Left	Peds	App. Total		
03:00 PM	0	0	0	0	0	0	0	0	0	0	0	0	0	0	0	0	0	0	0	0	0	0
03:15 PM	0	0	0	0	0	0	0	0	0	0	0	0	0	0	0	0	0	0	0	0	0	0
03:30 PM	0	0	0	0	0	0	0	0	0	0	0	0	0	0	0	0	0	0	0	0	0	0
03:45 PM	0	0	0	0	0	0	0	0	0	0	0	0	0	0	0	0	0	0	0	0	0	0
Total Volume	0	0	0	0	0	0	0	0	0	0	0	0	0	0	0	0	0	0	0	0	0	0
% App. Total	0	0	0	0	0	0	0	0	0	0	0	0	0	0	0	0	0	0	0	0	0	0
PHF	.000	.000	.000	.000	.000	.000	.000	.000	.000	.000	.000	.000	.000	.000	.000	.000	.000	.000	.000	.000	.000	.000

Peak Hour Analysis From 03:00 PM to 06:45 PM - Peak 1 of 1
Peak Hour for Entire Intersection Begins at 03:00 PM



Quality Counts, LLC

920 Blairhill Rd, STE B106
Charlotte, NC 28217

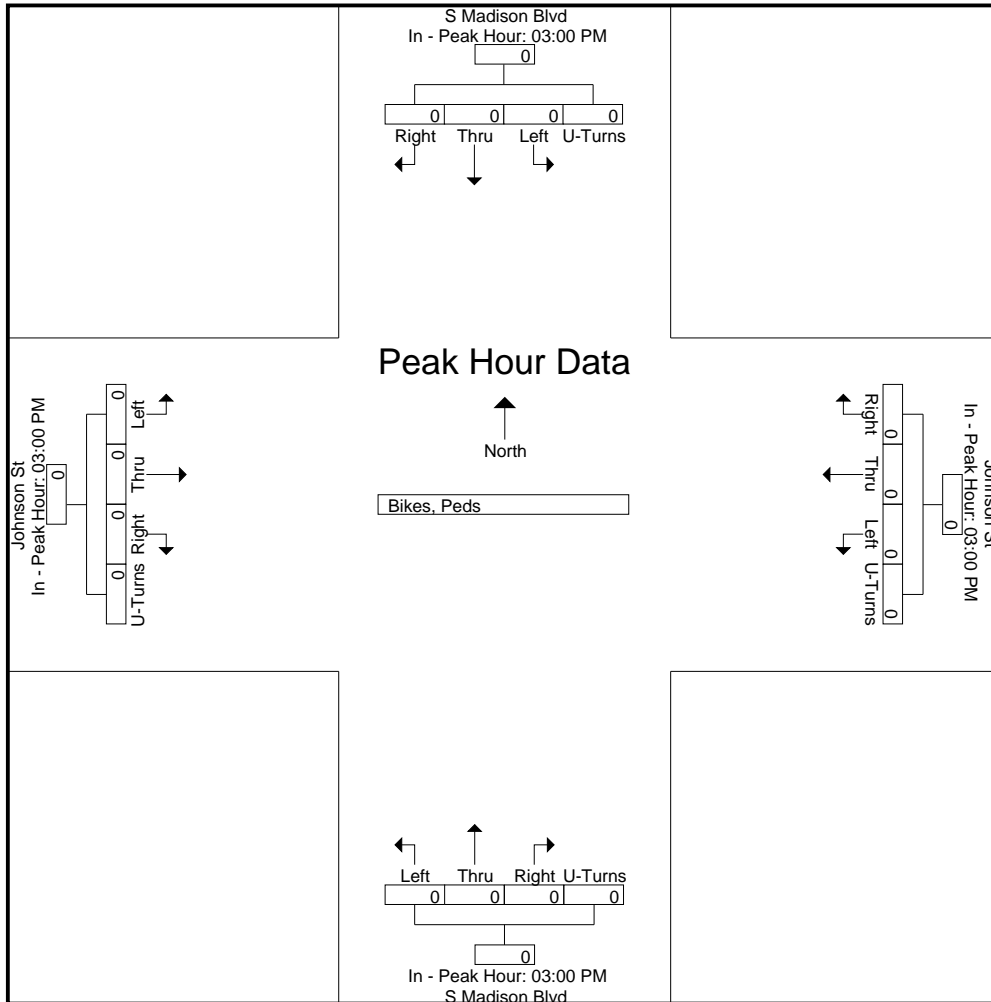
File Name : 14473006 - S Madison Blvd & Johnson St
Site Code : 14473006
Start Date : 8/30/2017
Page No : 8

Start Time	S Madison Blvd Southbound					Johnson St Westbound					S Madison Blvd Northbound					Johnson St Eastbound					Int. Total
	Rig ht	Thr u	Left	Ped s	App. Total	Rig ht	Thr u	Left	Ped s	App. Total	Right	Thr u	Left	Peds	App. Total	Right	Thr u	Left	Peds	App. Total	

Peak Hour Analysis From 03:00 PM to 06:45 PM - Peak 1 of 1

Peak Hour for Each Approach Begins at:

	03:00 PM					03:00 PM					03:00 PM					03:00 PM									
+0 mins.	0	0	0	0	0	0	0	0	0	0	0	0	0	0	0	0	0	0	0	0	0	0	0	0	0
+15 mins.	0	0	0	0	0	0	0	0	0	0	0	0	0	0	0	0	0	0	0	0	0	0	0	0	0
+30 mins.	0	0	0	0	0	0	0	0	0	0	0	0	0	0	0	0	0	0	0	0	0	0	0	0	0
+45 mins.	0	0	0	0	0	0	0	0	0	0	0	0	0	0	0	0	0	0	0	0	0	0	0	0	0
Total Volume	0	0	0	0	0	0	0	0	0	0	0	0	0	0	0	0	0	0	0	0	0	0	0	0	0
% App. Total	0	0	0	0	0	0	0	0	0	0	0	0	0	0	0	0	0	0	0	0	0	0	0	0	0
PHF	.000	.000	.000	.000	.000	.000	.000	.000	.000	.000	.000	.000	.000	.000	.000	.000	.000	.000	.000	.000	.000	.000	.000	.000	.000



Quality Counts, LLC

920 Blairhill Rd, STE B106
Charlotte, NC 28217

File Name : 14473007 - S Madison Blvd & Trotter St

Site Code : 14473007

Start Date : 8/30/2017

Page No : 1

Groups Printed- Classes 1, 2, 3 - Classes 4, 5, 6, 7 - Classes 8, 9, 10 - Classes 11, 12, 13 - Bikes, Peds

Start Time	S Madison Blvd Southbound					Trotter St Westbound					S Madison Blvd Northbound					Trotter St Eastbound					Int. Total	
	Right	Thru	Left	Peds	App. Total	Right	Thru	Left	Peds	App. Total	Right	Thru	Left	Peds	App. Total	Right	Thru	Left	Peds	App. Total		
06:00 AM	0	150	0	0	150	0	0	0	0	0	0	43	0	0	43	0	0	0	0	0	0	193
06:15 AM	0	146	0	0	146	0	0	0	0	0	0	71	2	0	73	1	0	0	0	1	1	220
06:30 AM	0	157	0	0	157	0	0	0	0	0	0	101	3	0	104	3	0	0	1	4	4	265
06:45 AM	1	175	0	0	176	0	0	0	0	0	0	129	1	0	130	0	0	0	0	0	0	306
Total	1	628	0	0	629	0	0	0	0	0	0	344	6	0	350	4	0	0	1	5	5	984
07:00 AM	0	179	0	0	179	0	0	0	0	0	0	148	1	0	149	0	0	0	0	0	0	328
07:15 AM	1	182	0	0	183	0	0	0	0	0	0	213	1	0	214	2	0	0	0	2	2	399
07:30 AM	2	191	0	0	193	0	0	0	0	0	0	325	5	0	330	5	0	2	0	7	7	530
07:45 AM	1	211	0	2	214	0	0	0	0	0	0	284	5	0	289	0	0	0	2	2	2	505
Total	4	763	0	2	769	0	0	0	0	0	0	970	12	0	982	7	0	2	2	11	11	1762
08:00 AM	0	198	0	0	198	0	0	0	0	0	0	200	1	0	201	0	0	1	0	1	1	400
08:15 AM	3	179	0	0	182	0	0	0	0	0	0	197	3	0	200	1	0	1	1	3	3	385
08:30 AM	1	130	0	0	131	0	0	0	0	0	0	169	0	0	169	0	0	0	0	0	0	300
08:45 AM	0	169	0	1	170	0	0	0	0	0	0	155	1	0	156	2	0	0	1	3	3	329
Total	4	676	0	1	681	0	0	0	0	0	0	721	5	0	726	3	0	2	2	7	7	1414
09:00 AM	0	148	0	1	149	0	0	0	0	0	0	163	0	0	163	1	0	0	1	2	2	314
09:15 AM	2	164	0	0	166	0	0	0	0	0	0	177	0	0	177	2	0	3	0	5	5	348
09:30 AM	0	165	0	0	165	0	0	0	0	0	0	157	1	0	158	0	0	1	0	1	1	324
09:45 AM	1	184	0	0	185	0	0	0	0	0	0	178	3	0	181	1	0	0	0	1	1	367
Total	3	661	0	1	665	0	0	0	0	0	0	675	4	0	679	4	0	4	1	9	9	1353
10:00 AM	1	188	0	1	190	0	0	0	0	0	0	159	1	0	160	1	0	2	1	4	4	354
10:15 AM	0	170	0	0	170	0	0	0	0	0	0	158	0	0	158	1	0	0	0	1	1	329
10:30 AM	0	169	0	2	171	0	0	0	0	0	0	163	2	0	165	1	0	0	2	3	3	339
10:45 AM	0	186	0	0	186	0	0	0	0	0	0	172	1	0	173	1	0	0	1	2	2	361
Total	1	713	0	3	717	0	0	0	0	0	0	652	4	0	656	4	0	2	4	10	10	1383
11:00 AM	3	209	0	1	213	0	0	0	0	0	0	165	4	0	169	0	0	1	1	2	2	384
11:15 AM	1	216	0	0	217	0	0	0	0	0	0	199	2	0	201	0	0	0	0	0	0	418
11:30 AM	2	217	0	0	219	0	0	0	0	0	0	190	2	0	192	0	0	0	0	0	0	411
11:45 AM	0	191	0	0	191	0	0	0	0	0	0	199	2	0	201	0	0	0	0	0	0	392
Total	6	833	0	1	840	0	0	0	0	0	0	753	10	0	763	0	0	1	1	2	2	1605
12:00 PM	0	214	0	0	214	0	0	0	0	0	0	216	2	0	218	0	0	0	0	0	0	432
12:15 PM	0	238	0	0	238	0	0	0	0	0	0	179	3	0	182	0	0	0	1	1	1	421
12:30 PM	1	232	0	1	234	0	0	0	0	0	0	198	3	0	201	0	0	0	1	1	1	436
12:45 PM	3	194	0	1	198	0	0	0	0	0	0	192	3	0	195	0	0	0	0	0	0	393
Total	4	878	0	2	884	0	0	0	0	0	0	785	11	0	796	0	0	0	2	2	2	1682
01:00 PM	5	196	0	2	203	0	0	0	0	0	0	203	2	0	205	0	0	0	0	0	0	408
01:15 PM	0	229	0	0	229	0	0	0	0	0	0	184	3	0	187	0	0	0	0	0	0	416
01:30 PM	0	175	0	0	175	0	0	0	0	0	0	200	0	0	200	0	0	0	0	0	0	375
01:45 PM	0	214	0	0	214	0	0	0	0	0	0	173	8	0	181	0	0	0	0	0	0	395
Total	5	814	0	2	821	0	0	0	0	0	0	760	13	0	773	0	0	0	0	0	0	1594
02:00 PM	0	230	0	0	230	0	0	0	0	0	0	176	2	0	178	0	0	0	1	1	1	409
02:15 PM	2	193	0	0	195	0	0	0	0	0	0	194	1	0	195	0	0	0	0	0	0	390
02:30 PM	2	193	0	0	195	0	0	0	0	0	0	197	6	0	203	3	0	1	0	4	4	402
02:45 PM	3	239	0	0	242	0	0	0	0	0	0	191	3	0	194	0	0	0	0	0	0	436
Total	7	855	0	0	862	0	0	0	0	0	0	758	12	0	770	3	0	1	1	5	5	1637
03:00 PM	4	279	0	0	283	0	0	0	0	0	0	240	3	0	243	0	0	1	0	1	1	527
03:15 PM	3	261	0	0	264	0	0	0	0	0	0	210	4	0	214	2	0	0	0	2	2	480
03:30 PM	3	268	0	0	271	0	0	0	0	0	0	232	5	1	238	1	0	2	0	3	3	512
03:45 PM	0	230	0	1	231	0	0	0	0	0	0	200	4	0	204	0	0	0	1	1	1	436
Total	10	1038	0	1	1049	0	0	0	0	0	0	882	16	1	899	3	0	3	1	7	7	1955

Quality Counts, LLC

920 Blairhill Rd, STE B106
Charlotte, NC 28217

File Name : 14473007 - S Madison Blvd & Trotter St

Site Code : 14473007

Start Date : 8/30/2017

Page No : 2

Groups Printed- Classes 1, 2, 3 - Classes 4, 5, 6, 7 - Classes 8, 9, 10 - Classes 11, 12, 13 - Bikes, Peds

Start Time	S Madison Blvd Southbound					Trotter St Westbound					S Madison Blvd Northbound					Trotter St Eastbound					Int. Total
	Right	Thru	Left	Peds	App. Total	Right	Thru	Left	Peds	App. Total	Right	Thru	Left	Peds	App. Total	Right	Thru	Left	Peds	App. Total	
04:00 PM	0	211	0	0	211	0	0	0	0	0	0	277	6	0	283	0	0	0	0	0	494
04:15 PM	1	212	0	0	213	0	0	0	0	0	0	249	6	0	255	0	0	0	0	0	468
04:30 PM	0	217	0	0	217	0	0	0	0	0	0	264	7	0	271	0	0	0	0	0	488
04:45 PM	2	236	0	0	238	0	0	0	0	0	0	245	6	0	251	0	0	0	0	0	489
Total	3	876	0	0	879	0	0	0	0	0	0	1035	25	0	1060	0	0	0	0	0	1939
05:00 PM	2	304	0	0	306	0	0	0	0	0	0	265	13	0	278	0	0	0	0	0	584
05:15 PM	1	233	0	0	234	0	0	0	0	0	0	264	7	0	271	0	0	0	0	0	505
05:30 PM	1	220	0	0	221	0	0	0	0	0	0	294	6	0	300	1	0	0	0	1	522
05:45 PM	0	236	0	0	236	0	0	0	0	0	0	271	4	0	275	0	0	0	0	0	511
Total	4	993	0	0	997	0	0	0	0	0	0	1094	30	0	1124	1	0	0	0	1	2122
06:00 PM	0	204	0	0	204	0	0	0	0	0	0	247	8	1	256	0	0	1	0	1	461
06:15 PM	0	216	0	1	217	0	0	0	0	0	0	216	7	0	223	0	0	1	1	2	442
06:30 PM	3	214	0	0	217	0	0	0	0	0	0	221	8	0	229	1	0	1	0	2	448
06:45 PM	1	189	0	0	190	0	0	0	0	0	0	200	3	0	203	4	0	0	0	4	397
Total	4	823	0	1	828	0	0	0	0	0	0	884	26	1	911	5	0	3	1	9	1748
Grand Total	56	10551	0	14	10621	0	0	0	0	0	0	10313	174	2	10489	34	0	18	16	68	21178
Apprch %	0.5	99.3	0	0.1		0	0	0	0	0	0	98.3	1.7	0		50	0	26.5	23.5		
Total %	0.3	49.8	0	0.1	50.2	0	0	0	0	0	0	48.7	0.8	0	49.5	0.2	0	0.1	0.1	0.3	
Classes 1, 2, 3	56	10091	0	13	10160	0	0	0	0	0	0	9825	168	2	9995	32	0	15	16	63	20218
% Classes 1, 2, 3	100	95.6	0	92.9	95.7	0	0	0	0	0	0	95.3	96.6	100	95.3	94.1	0	83.3	100	92.6	95.5
Classes 4, 5, 6, 7	0	239	0	0	239	0	0	0	0	0	0	224	5	0	229	2	0	2	0	4	472
% Classes 4, 5, 6, 7	0	2.3	0	0	2.3	0	0	0	0	0	0	2.2	2.9	0	2.2	5.9	0	11.1	0	5.9	2.2
Classes 8, 9, 10	0	216	0	0	216	0	0	0	0	0	0	264	1	0	265	0	0	0	0	0	481
% Classes 8, 9, 10	0	2	0	0	2	0	0	0	0	0	0	2.6	0.6	0	2.5	0	0	0	0	0	2.3
Classes 11, 12, 13	0	5	0	0	5	0	0	0	0	0	0	0	0	0	0	0	0	0	0	0	5
% Classes 11, 12, 13	0	0	0	0	0	0	0	0	0	0	0	0	0	0	0	0	0	0	0	0	0
Bikes, Peds	0	0	0	1	1	0	0	0	0	0	0	0	0	0	0	0	0	1	0	1	2
% Bikes, Peds	0	0	0	7.1	0	0	0	0	0	0	0	0	0	0	0	0	0	5.6	0	1.5	0

Quality Counts, LLC

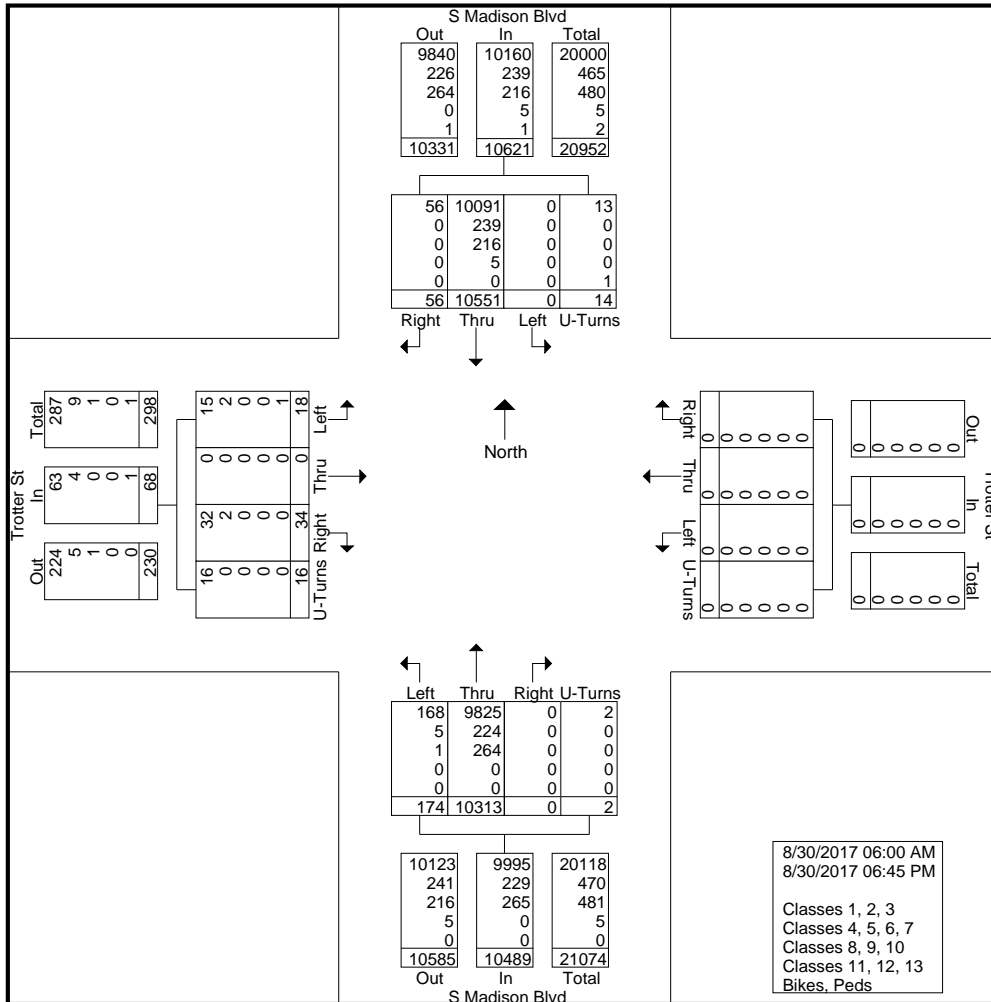
920 Blairhill Rd, STE B106
Charlotte, NC 28217

File Name : 14473007 - S Madison Blvd & Trotter St

Site Code : 14473007

Start Date : 8/30/2017

Page No : 3

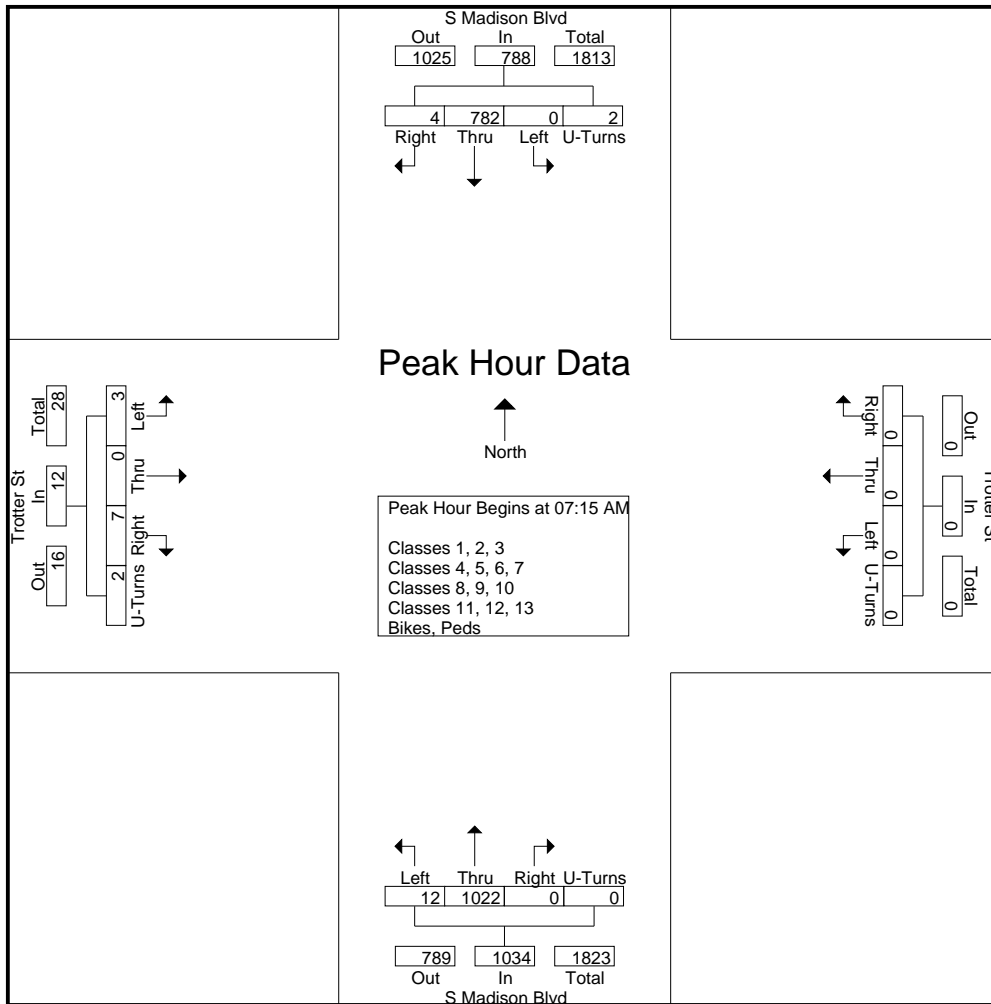


Quality Counts, LLC

920 Blairhill Rd, STE B106
Charlotte, NC 28217

File Name : 14473007 - S Madison Blvd & Trotter St
Site Code : 14473007
Start Date : 8/30/2017
Page No : 4

Start Time	S Madison Blvd Southbound					Trotter St Westbound					S Madison Blvd Northbound					Trotter St Eastbound					Int. Total
	Right	Thru	Left	Peds	App. Total	Right	Thru	Left	Peds	App. Total	Right	Thru	Left	Peds	App. Total	Right	Thru	Left	Peds	App. Total	
Peak Hour Analysis From 06:00 AM to 09:45 AM - Peak 1 of 1																					
Peak Hour for Entire Intersection Begins at 07:15 AM																					
07:15 AM	1	182	0	0	183	0	0	0	0	0	0	213	1	0	214	2	0	0	0	2	399
07:30 AM	2	191	0	0	193	0	0	0	0	0	0	325	5	0	330	5	0	2	0	7	530
07:45 AM	1	211	0	2	214	0	0	0	0	0	0	284	5	0	289	0	0	0	2	2	505
08:00 AM	0	198	0	0	198	0	0	0	0	0	0	200	1	0	201	0	0	1	0	1	400
Total Volume	4	782	0	2	788	0	0	0	0	0	0	1022	12	0	1034	7	0	3	2	12	1834
% App. Total	0.5	99.2	0	0.3		0	0	0	0		0	98.8	1.2	0		58.3	0	25	16.7		
PHF	.500	.927	.000	.250	.921	.000	.000	.000	.000	.000	.000	.786	.600	.000	.783	.350	.000	.375	.250	.429	.865



Quality Counts, LLC

920 Blairhill Rd, STE B106
Charlotte, NC 28217

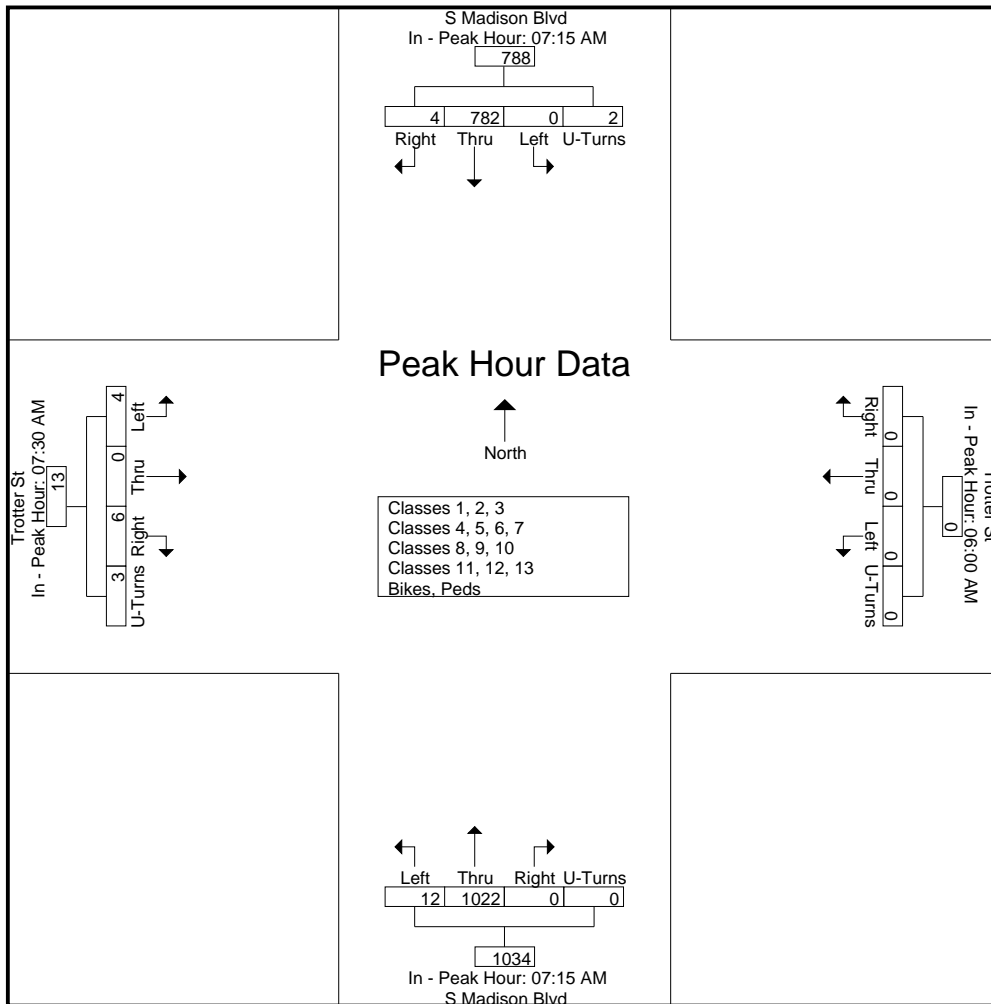
File Name : 14473007 - S Madison Blvd & Trotter St
Site Code : 14473007
Start Date : 8/30/2017
Page No : 5

Start Time	S Madison Blvd Southbound					Trotter St Westbound					S Madison Blvd Northbound					Trotter St Eastbound					Int. Total
	Right	Thru	Left	Peds	App. Total	Right	Thru	Left	Peds	App. Total	Right	Thru	Left	Peds	App. Total	Right	Thru	Left	Peds	App. Total	

Peak Hour Analysis From 06:00 AM to 09:45 AM - Peak 1 of 1

Peak Hour for Each Approach at:

	07:15 AM					06:00 AM					07:15 AM					07:30 AM				
+0 mins.	1	182	0	0	183	0	0	0	0	0	0	213	1	0	214	5	0	2	0	7
+15 mins.	2	191	0	0	193	0	0	0	0	0	0	325	5	0	330	0	0	0	2	2
+30 mins.	1	211	0	2	214	0	0	0	0	0	0	284	5	0	289	0	0	1	0	1
+45 mins.	0	198	0	0	198	0	0	0	0	0	0	200	1	0	201	1	0	1	1	3
Total Volume	4	782	0	2	788	0	0	0	0	0	0	1022	12	0	1034	6	0	4	3	13
% App. Total	0.5	99.2	0	0.3		0	0	0	0	0	0	98.8	1.2	0		46.2	0	30.8	23.1	
PHF	.500	.927	.000	.250	.921	.000	.000	.000	.000	.000	.000	.786	.600	.000	.783	.300	.000	.500	.375	.464

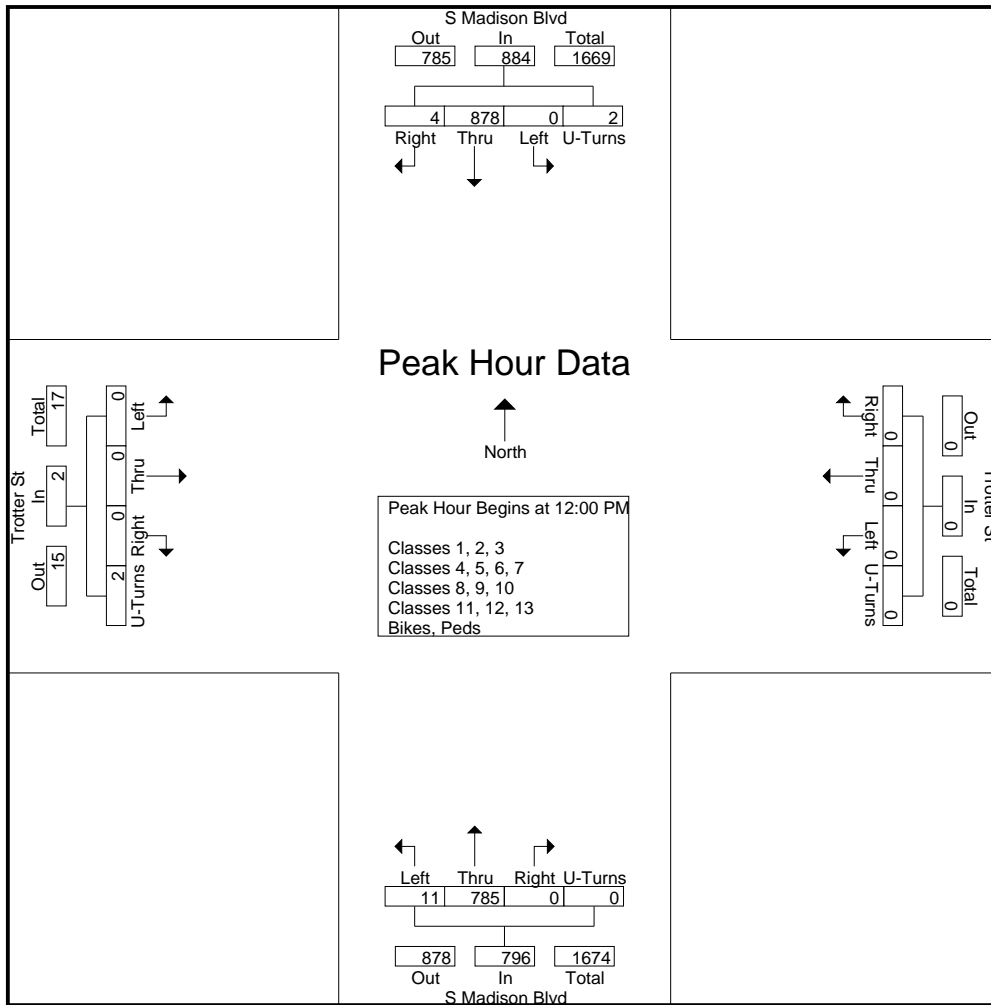


Quality Counts, LLC

920 Blairhill Rd, STE B106
Charlotte, NC 28217

File Name : 14473007 - S Madison Blvd & Trotter St
Site Code : 14473007
Start Date : 8/30/2017
Page No : 6

Start Time	S Madison Blvd Southbound					Trotter St Westbound					S Madison Blvd Northbound					Trotter St Eastbound					Int. Total
	Rig ht	Thr u	Left	Ped s	App. Total	Rig ht	Thr u	Left	Ped s	App. Total	Right	Thr u	Left	Peds	App. Total	Right	Thr u	Left	Peds	App. Total	
Peak Hour Analysis From 10:00 AM to 02:45 PM - Peak 1 of 1																					
Peak Hour for Entire Intersection Begins at 12:00 PM																					
12:00 PM	0	214	0	0	214	0	0	0	0	0	0	216	2	0	218	0	0	0	0	0	432
12:15 PM	0	238	0	0	238	0	0	0	0	0	0	179	3	0	182	0	0	0	1	1	421
12:30 PM	1	232	0	1	234	0	0	0	0	0	0	198	3	0	201	0	0	0	1	1	436
12:45 PM	3	194	0	1	198	0	0	0	0	0	0	192	3	0	195	0	0	0	0	0	393
Total Volume	4	878	0	2	884	0	0	0	0	0	0	785	11	0	796	0	0	0	2	2	1682
% App. Total	0.5	99.3	0	0.2		0	0	0	0	0	0	98.6	1.4	0		0	0	0	100		
PHF	.333	.922	.000	.500	.929	.000	.000	.000	.000	.000	.000	.909	.917	.000	.913	.000	.000	.000	.500	.500	.964



Quality Counts, LLC

920 Blairhill Rd, STE B106
Charlotte, NC 28217

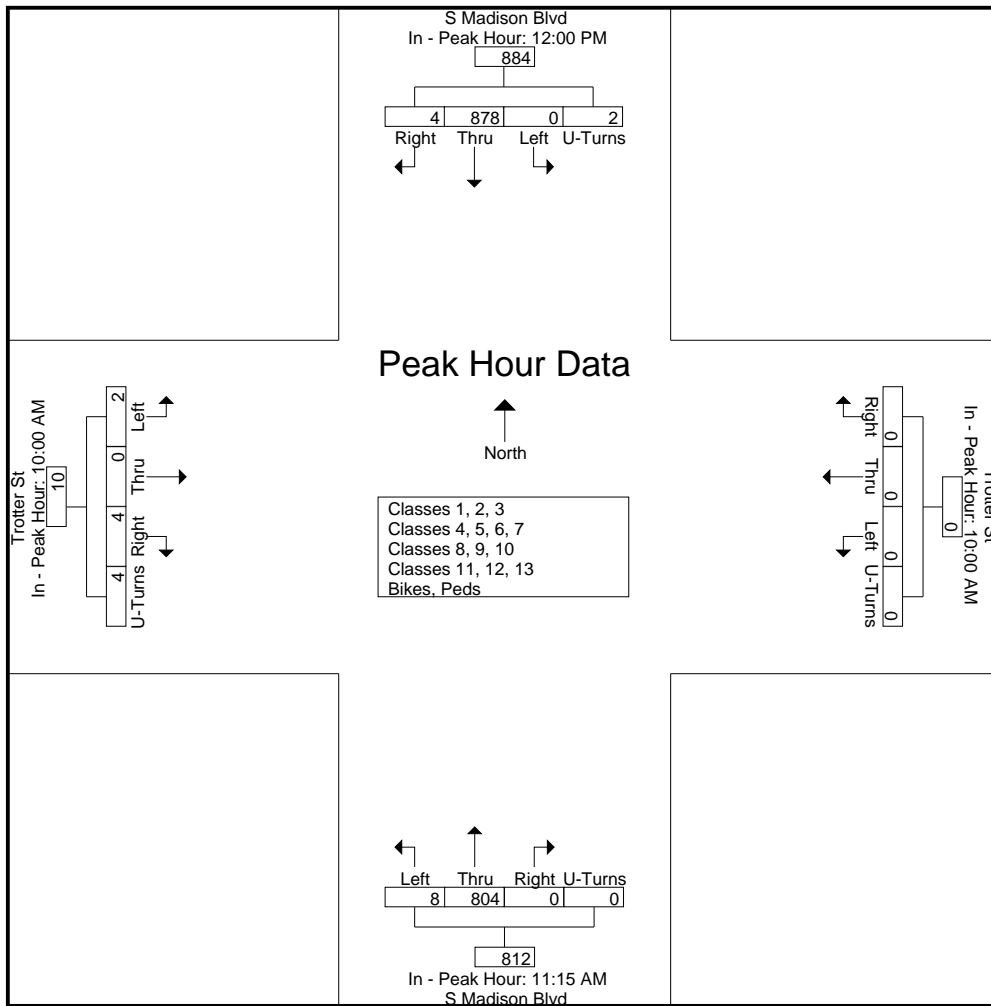
File Name : 14473007 - S Madison Blvd & Trotter St
Site Code : 14473007
Start Date : 8/30/2017
Page No : 7

Start Time	S Madison Blvd Southbound					Trotter St Westbound					S Madison Blvd Northbound					Trotter St Eastbound					Int. Total
	Rig ht	Thr u	Left	Ped s	App. Total	Rig ht	Thr u	Left	Ped s	App. Total	Right	Thr u	Left	Peds	App. Total	Right	Thr u	Left	Peds	App. Total	

Peak Hour Analysis From 10:00 AM to 02:45 PM - Peak 1 of 1

Peak Hour for Each Approach Begins at:

	12:00 PM					10:00 AM					11:15 AM					10:00 AM				
+0 mins.	0	214	0	0	214	0	0	0	0	0	0	199	2	0	201	1	0	2	1	4
+15 mins.	0	238	0	0	238	0	0	0	0	0	0	190	2	0	192	1	0	0	0	1
+30 mins.	1	232	0	1	234	0	0	0	0	0	0	199	2	0	201	1	0	0	2	3
+45 mins.	3	194	0	1	198	0	0	0	0	0	0	216	2	0	218	1	0	0	1	2
Total Volume	4	878	0	2	884	0	0	0	0	0	0	804	8	0	812	4	0	2	4	10
% App. Total	0.5	99.3	0	0.2		0	0	0	0	0	0	99	1	0		40	0	20	40	
PHF	.333	.922	.000	.500	.929	.000	.000	.000	.000	.000	.000	.931	1.000			1.000				

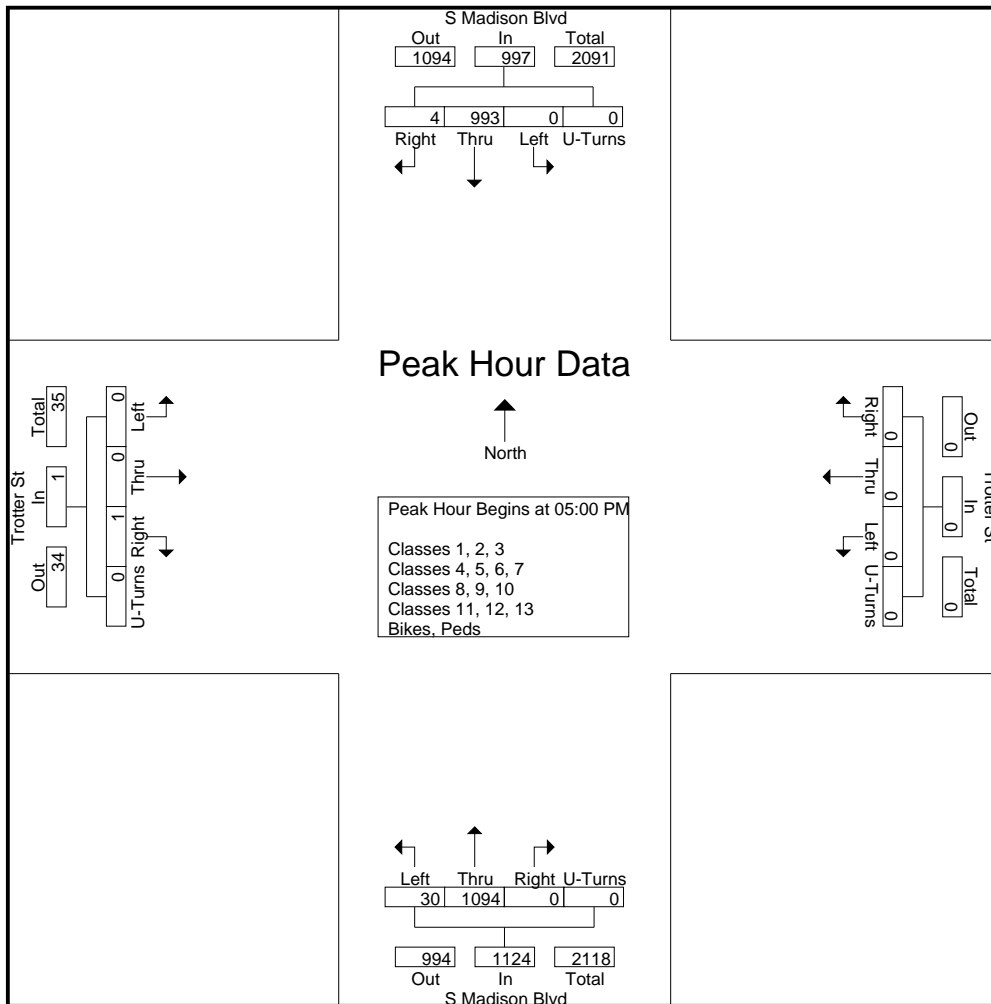


Quality Counts, LLC

920 Blairhill Rd, STE B106
Charlotte, NC 28217

File Name : 14473007 - S Madison Blvd & Trotter St
Site Code : 14473007
Start Date : 8/30/2017
Page No : 8

Start Time	S Madison Blvd Southbound					Trotter St Westbound					S Madison Blvd Northbound					Trotter St Eastbound					Int. Total
	Right	Thru	Left	Peds	App. Total	Right	Thru	Left	Peds	App. Total	Right	Thru	Left	Peds	App. Total	Right	Thru	Left	Peds	App. Total	
Peak Hour Analysis From 03:00 PM to 06:45 PM - Peak 1 of 1																					
Peak Hour for Entire Intersection Begins at 05:00 PM																					
05:00 PM	2	304	0	0	306	0	0	0	0	0	0	265	13	0	278	0	0	0	0	0	584
05:15 PM	1	233	0	0	234	0	0	0	0	0	0	264	7	0	271	0	0	0	0	0	505
05:30 PM	1	220	0	0	221	0	0	0	0	0	0	294	6	0	300	1	0	0	0	1	522
05:45 PM	0	236	0	0	236	0	0	0	0	0	0	271	4	0	275	0	0	0	0	0	511
Total Volume	4	993	0	0	997	0	0	0	0	0	0	1094	30	0	1124	1	0	0	0	1	2122
% App. Total	0.4	99.6	0	0		0	0	0	0	0	0	97.3	2.7	0		100	0	0	0		
PHF	.500	.817	.000	.000	.815	.000	.000	.000	.000	.000	.000	.930	.577	.000	.937	.250	.000	.000	.000	.250	.908



Quality Counts, LLC

920 Blairhill Rd, STE B106
Charlotte, NC 28217

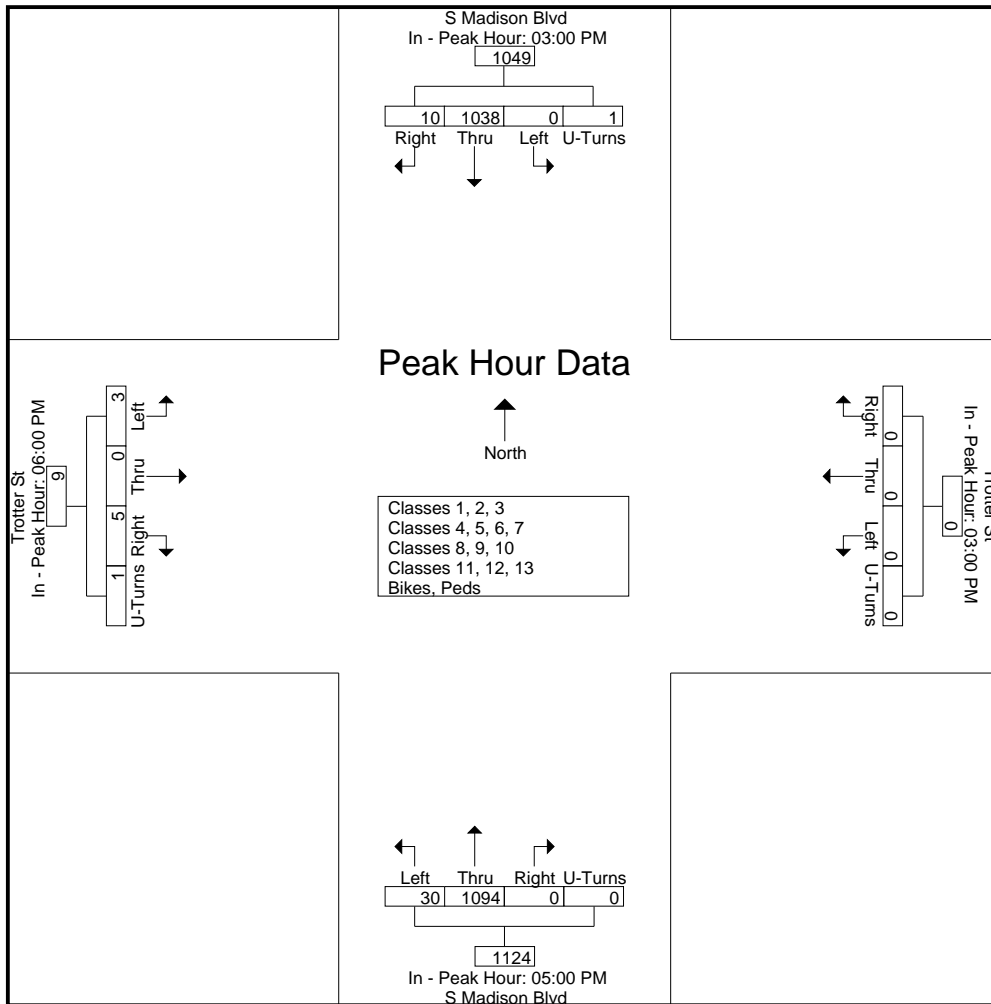
File Name : 14473007 - S Madison Blvd & Trotter St
Site Code : 14473007
Start Date : 8/30/2017
Page No : 9

Start Time	S Madison Blvd Southbound					Trotter St Westbound					S Madison Blvd Northbound					Trotter St Eastbound					Int. Total
	Right	Thru	Left	Peds	App. Total	Right	Thru	Left	Peds	App. Total	Right	Thru	Left	Peds	App. Total	Right	Thru	Left	Peds	App. Total	

Peak Hour Analysis From 03:00 PM to 06:45 PM - Peak 1 of 1

Peak Hour for Each Approach Begins at:

	03:00 PM					03:00 PM					05:00 PM					06:00 PM				
+0 mins.	4	279	0	0	283	0	0	0	0	0	0	265	13	0	278	0	0	1	0	1
+15 mins.	3	261	0	0	264	0	0	0	0	0	0	264	7	0	271	0	0	1	1	2
+30 mins.	3	268	0	0	271	0	0	0	0	0	0	294	6	0	300	1	0	1	0	2
+45 mins.	0	230	0	1	231	0	0	0	0	0	0	271	4	0	275	4	0	0	0	4
Total Volume	10	1038	0	1	1049	0	0	0	0	0	0	1094	30	0	1124	5	0	3	1	9
% App. Total	1	99	0	0.1		0	0	0	0	0	0	97.3	2.7	0		55.6	0	33.3	11.1	
PHF	.625	.930	.000	.250	.927	.000	.000	.000	.000	.000	.000	.930	.577	.000	.937	.313	.000	.750	.250	.563



Quality Counts, LLC

920 Blairhill Rd, STE B106
Charlotte, NC 28217

File Name : 14473007 - S Madison Blvd & Trotter St

Site Code : 14473007

Start Date : 8/30/2017

Page No : 1

Groups Printed- Classes 1, 2, 3

Start Time	S Madison Blvd Southbound					Trotter St Westbound					S Madison Blvd Northbound					Trotter St Eastbound					Int. Total
	Right	Thru	Left	U-Turns	App. Total	Right	Thru	Left	U-Turns	App. Total	Right	Thru	Left	U-Turns	App. Total	Right	Thru	Left	U-Turns	App. Total	
06:00 AM	0	141	0	0	141	0	0	0	0	0	0	38	0	0	38	0	0	0	0	0	179
06:15 AM	0	138	0	0	138	0	0	0	0	0	0	67	2	0	69	1	0	0	0	1	208
06:30 AM	0	151	0	0	151	0	0	0	0	0	0	95	3	0	98	3	0	0	1	4	253
06:45 AM	1	167	0	0	168	0	0	0	0	0	0	123	1	0	124	0	0	0	0	0	292
Total	1	597	0	0	598	0	0	0	0	0	0	323	6	0	329	4	0	0	1	5	932
07:00 AM	0	174	0	0	174	0	0	0	0	0	0	143	1	0	144	0	0	0	0	0	318
07:15 AM	1	170	0	0	171	0	0	0	0	0	0	200	0	0	200	2	0	0	0	2	373
07:30 AM	2	182	0	0	184	0	0	0	0	0	0	306	5	0	311	5	0	2	0	7	502
07:45 AM	1	196	0	2	199	0	0	0	0	0	0	273	5	0	278	0	0	0	2	2	479
Total	4	722	0	2	728	0	0	0	0	0	0	922	11	0	933	7	0	2	2	11	1672
08:00 AM	0	183	0	0	183	0	0	0	0	0	0	193	1	0	194	0	0	1	0	1	378
08:15 AM	3	170	0	0	173	0	0	0	0	0	0	181	3	0	184	1	0	1	1	3	360
08:30 AM	1	120	0	0	121	0	0	0	0	0	0	159	0	0	159	0	0	0	0	0	280
08:45 AM	0	160	0	1	161	0	0	0	0	0	0	145	1	0	146	2	0	0	1	3	310
Total	4	633	0	1	638	0	0	0	0	0	0	678	5	0	683	3	0	2	2	7	1328
09:00 AM	0	136	0	1	137	0	0	0	0	0	0	151	0	0	151	1	0	0	1	2	290
09:15 AM	2	152	0	0	154	0	0	0	0	0	0	164	-1	0	163	2	0	2	0	4	321
09:30 AM	0	157	0	0	157	0	0	0	0	0	0	144	1	0	145	0	0	1	0	1	303
09:45 AM	1	180	0	0	181	0	0	0	0	0	0	164	3	0	167	1	0	0	0	1	349
Total	3	625	0	1	629	0	0	0	0	0	0	623	3	0	626	4	0	3	1	8	1263
10:00 AM	1	179	0	1	181	0	0	0	0	0	0	142	0	0	142	1	0	2	1	4	327
10:15 AM	0	158	0	0	158	0	0	0	0	0	0	151	0	0	151	1	0	0	0	1	310
10:30 AM	0	161	0	2	163	0	0	0	0	0	0	151	2	0	153	1	0	0	2	3	319
10:45 AM	0	170	0	0	170	0	0	0	0	0	0	167	1	0	168	1	0	0	1	2	340
Total	1	668	0	3	672	0	0	0	0	0	0	611	3	0	614	4	0	2	4	10	1296
11:00 AM	3	200	0	1	204	0	0	0	0	0	0	156	4	0	160	0	0	1	1	2	366
11:15 AM	1	203	0	0	204	0	0	0	0	0	0	180	2	0	182	0	0	0	0	0	386
11:30 AM	2	210	0	0	212	0	0	0	0	0	0	178	2	0	180	0	0	0	0	0	392
11:45 AM	0	188	0	0	188	0	0	0	0	0	0	193	2	0	195	0	0	0	0	0	383
Total	6	801	0	1	808	0	0	0	0	0	0	707	10	0	717	0	0	1	1	2	1527
12:00 PM	0	208	0	0	208	0	0	0	0	0	0	208	2	0	210	0	0	0	0	0	418
12:15 PM	0	226	0	0	226	0	0	0	0	0	0	169	3	0	172	0	0	0	1	1	399
12:30 PM	1	218	0	1	220	0	0	0	0	0	0	189	3	0	192	0	0	0	1	1	413
12:45 PM	3	184	0	0	187	0	0	0	0	0	0	172	3	0	175	0	0	0	0	0	362
Total	4	836	0	1	841	0	0	0	0	0	0	738	11	0	749	0	0	0	2	2	1592
01:00 PM	5	188	0	2	195	0	0	0	0	0	0	190	2	0	192	-1	0	0	0	-1	386
01:15 PM	0	222	0	0	222	0	0	0	0	0	0	172	3	0	175	0	0	0	0	0	397
01:30 PM	0	168	0	0	168	0	0	0	0	0	0	191	0	0	191	0	0	0	0	0	359
01:45 PM	0	206	0	0	206	0	0	0	0	0	0	164	8	0	172	0	0	-1	0	-1	377
Total	5	784	0	2	791	0	0	0	0	0	0	717	13	0	730	-1	0	-1	0	-2	1519
02:00 PM	0	222	0	0	222	0	0	0	0	0	0	167	2	0	169	0	0	0	1	1	392
02:15 PM	2	181	0	0	183	0	0	0	0	0	0	186	1	0	187	0	0	0	0	0	370
02:30 PM	2	185	0	0	187	0	0	0	0	0	0	183	5	0	188	3	0	1	0	4	379
02:45 PM	3	214	0	0	217	0	0	0	0	0	0	182	3	0	185	0	0	0	0	0	402
Total	7	802	0	0	809	0	0	0	0	0	0	718	11	0	729	3	0	1	1	5	1543
03:00 PM	4	261	0	0	265	0	0	0	0	0	0	230	3	0	233	0	0	1	0	1	499
03:15 PM	3	254	0	0	257	0	0	0	0	0	0	198	4	0	202	1	0	0	0	1	460
03:30 PM	3	263	0	0	266	0	0	0	0	0	0	221	4	1	226	1	0	2	0	3	495
03:45 PM	0	222	0	1	223	0	0	0	0	0	0	188	4	0	192	0	0	0	1	1	416
Total	10	1000	0	1	1011	0	0	0	0	0	0	837	15	1	853	2	0	3	1	6	1870

Quality Counts, LLC

920 Blairhill Rd, STE B106
Charlotte, NC 28217

File Name : 14473007 - S Madison Blvd & Trotter St

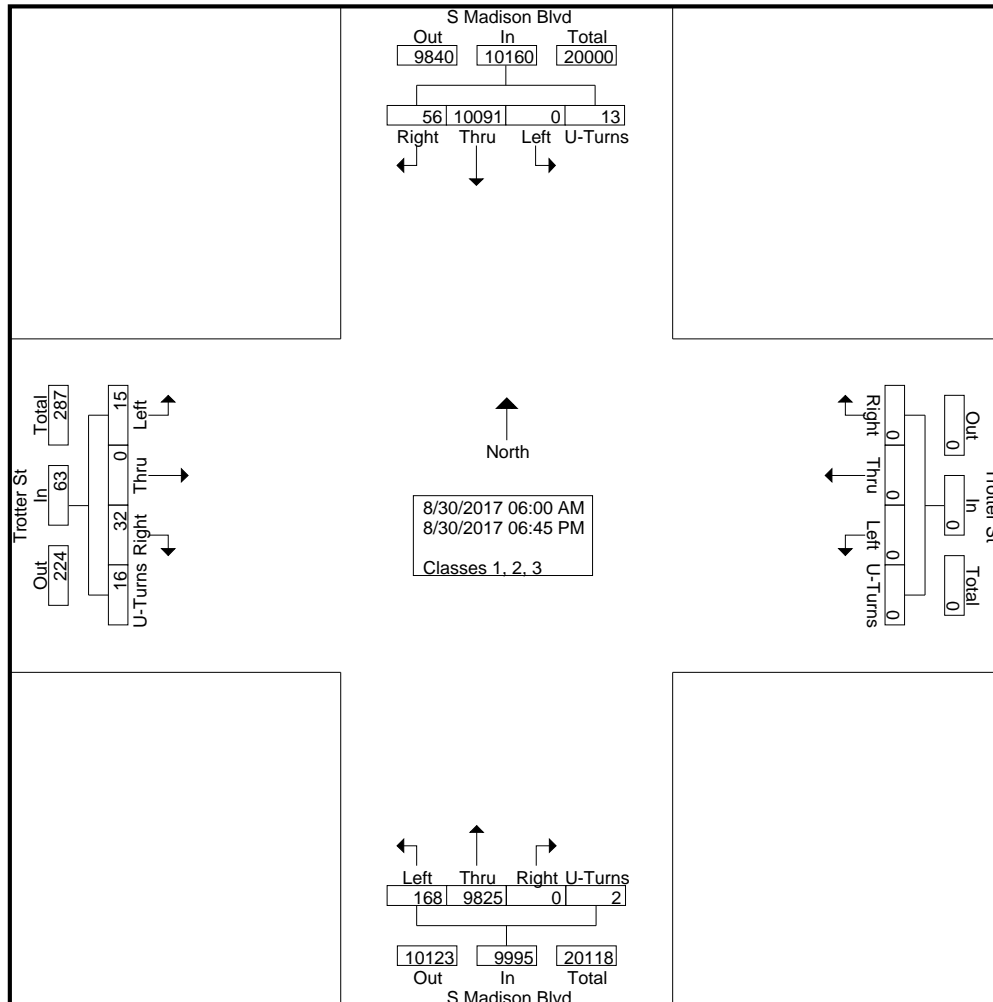
Site Code : 14473007

Start Date : 8/30/2017

Page No : 2

Groups Printed- Classes 1, 2, 3

Start Time	S Madison Blvd Southbound					Trotter St Westbound					S Madison Blvd Northbound					Trotter St Eastbound					Int. Total	
	Right	Thru	Left	U-Turns	App. Total	Right	Thru	Left	U-Turns	App. Total	Right	Thru	Left	U-Turns	App. Total	Right	Thru	Left	U-Turns	App. Total		
04:00 PM	0	203	0	0	203	0	0	0	0	0	0	269	6	0	275	0	0	0	0	0	0	478
04:15 PM	1	207	0	0	208	0	0	0	0	0	0	238	6	0	244	0	0	0	0	0	0	452
04:30 PM	0	212	0	0	212	0	0	0	0	0	0	258	7	0	265	0	0	0	0	0	0	477
04:45 PM	2	227	0	0	229	0	0	0	0	0	0	241	6	0	247	0	0	0	0	0	0	476
Total	3	849	0	0	852	0	0	0	0	0	0	1006	25	0	1031	0	0	0	0	0	0	1883
05:00 PM	2	295	0	0	297	0	0	0	0	0	0	257	13	0	270	0	0	0	0	0	0	567
05:15 PM	1	224	0	0	225	0	0	0	0	0	0	256	7	0	263	0	0	0	0	0	0	488
05:30 PM	1	215	0	0	216	0	0	0	0	0	0	290	6	0	296	1	0	0	0	0	1	513
05:45 PM	0	230	0	0	230	0	0	0	0	0	0	267	4	0	271	0	0	0	0	0	0	501
Total	4	964	0	0	968	0	0	0	0	0	0	1070	30	0	1100	1	0	0	0	0	1	2069
06:00 PM	0	203	0	0	203	0	0	0	0	0	0	244	7	1	252	0	0	1	0	1	1	456
06:15 PM	0	210	0	1	211	0	0	0	0	0	0	215	7	0	222	0	0	1	1	2	2	435
06:30 PM	3	210	0	0	213	0	0	0	0	0	0	217	8	0	225	1	0	0	0	0	1	439
06:45 PM	1	187	0	0	188	0	0	0	0	0	0	199	3	0	202	4	0	0	0	0	4	394
Total	4	810	0	1	815	0	0	0	0	0	0	875	25	1	901	5	0	2	1	8	8	1724
Grand Total	56	10091	0	13	10160	0	0	0	0	0	0	9825	168	2	9995	32	0	15	16	63	20218	
Apprch %	0.6	99.3	0	0.1		0	0	0	0		0	98.3	1.7	0		50.8	0	23.8	25.4			
Total %	0.3	49.9	0	0.1	50.3	0	0	0	0		0	48.6	0.8	0	49.4	0.2	0	0.1	0.1	0.3		

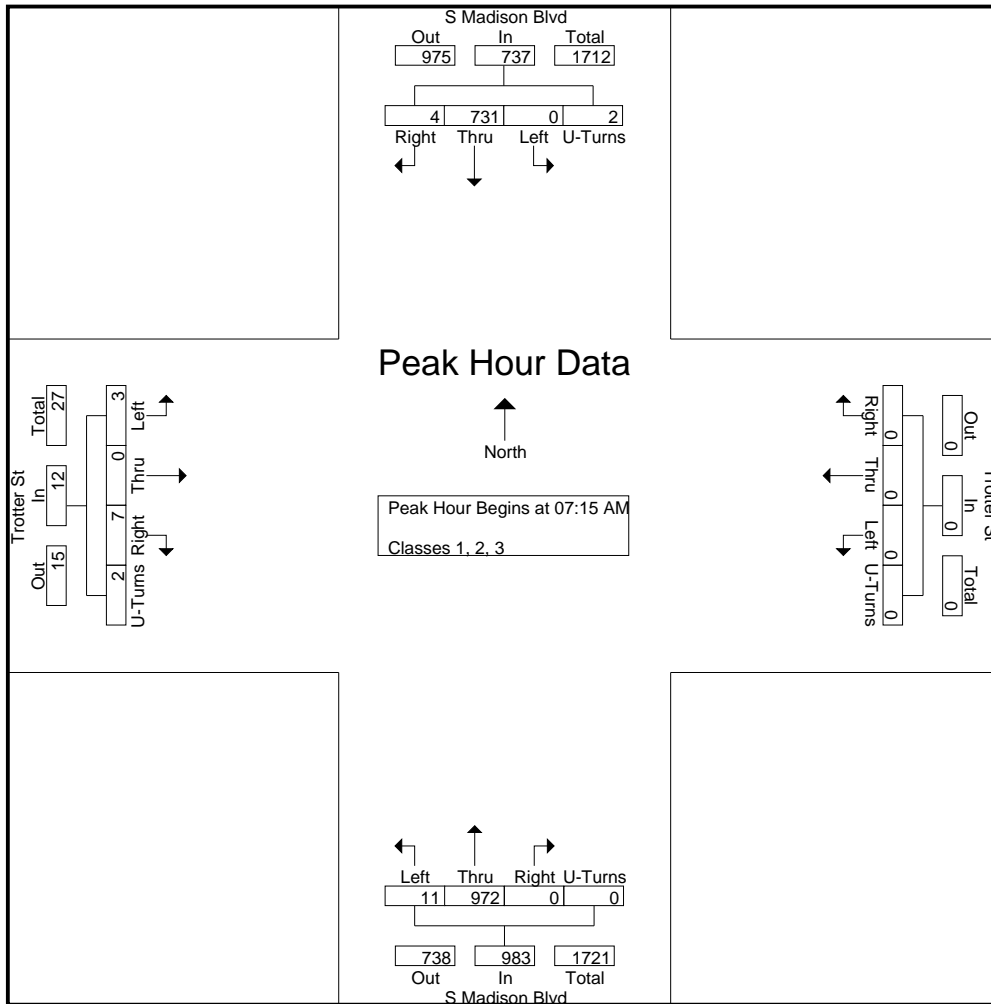


Quality Counts, LLC

920 Blairhill Rd, STE B106
Charlotte, NC 28217

File Name : 14473007 - S Madison Blvd & Trotter St
Site Code : 14473007
Start Date : 8/30/2017
Page No : 3

Start Time	S Madison Blvd Southbound					Trotter St Westbound					S Madison Blvd Northbound					Trotter St Eastbound					Int. Total
	Right	Thru	Left	U-Turns	App. Total	Right	Thru	Left	U-Turns	App. Total	Right	Thru	Left	U-Turns	App. Total	Right	Thru	Left	U-Turns	App. Total	
Peak Hour Analysis From 06:00 AM to 09:45 AM - Peak 1 of 1																					
Peak Hour for Entire Intersection Begins at 07:15 AM																					
07:15 AM	1	170	0	0	171	0	0	0	0	0	0	200	0	0	200	2	0	0	0	2	373
07:30 AM	2	182	0	0	184	0	0	0	0	0	0	306	5	0	311	5	0	2	0	7	502
07:45 AM	1	196	0	2	199	0	0	0	0	0	0	273	5	0	278	0	0	0	2	2	479
08:00 AM	0	183	0	0	183	0	0	0	0	0	0	193	1	0	194	0	0	1	0	1	378
Total Volume	4	731	0	2	737	0	0	0	0	0	0	972	11	0	983	7	0	3	2	12	1732
% App. Total	0.5	99.2	0	0.3		0	0	0	0		0	98.9	1.1	0		58.3	0	25	16.7		
PHF	.500	.932	.000	.250	.926	.000	.000	.000	.000	.000	.000	.794	.550	.000	.790	.350	.000	.375	.250	.429	.863



Quality Counts, LLC

920 Blairhill Rd, STE B106
Charlotte, NC 28217

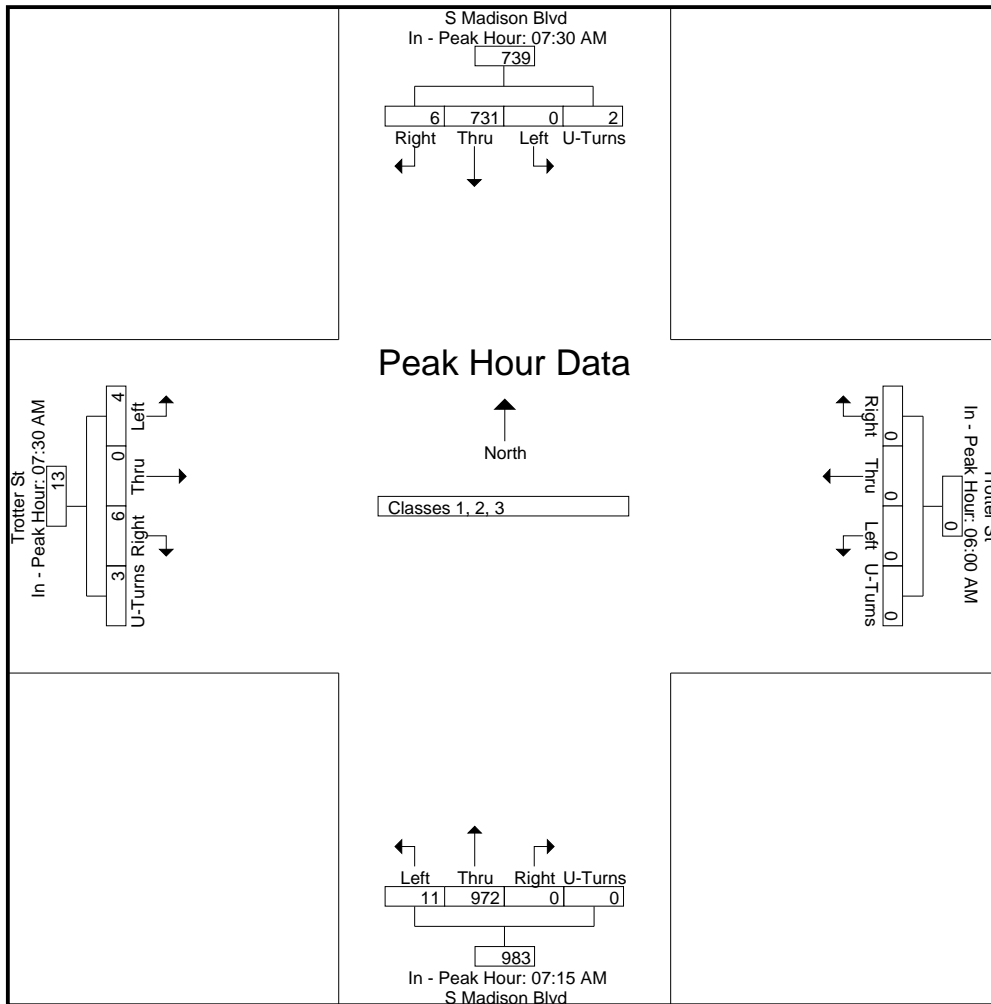
File Name : 14473007 - S Madison Blvd & Trotter St
Site Code : 14473007
Start Date : 8/30/2017
Page No : 4

Start Time	S Madison Blvd Southbound					Trotter St Westbound					S Madison Blvd Northbound					Trotter St Eastbound					Int. Total
	Right	Thru	Left	U-Turns	App. Total	Right	Thru	Left	U-Turns	App. Total	Right	Thru	Left	U-Turns	App. Total	Right	Thru	Left	U-Turns	App. Total	

Peak Hour Analysis From 06:00 AM to 09:45 AM - Peak 1 of 1

Peak Hour for Each Approach Begins at:

	07:30 AM					06:00 AM					07:15 AM					07:30 AM				
+0 mins.	2	182	0	0	184	0	0	0	0	0	0	200	0	0	200	5	0	2	0	7
+15 mins.	1	196	0	2	199	0	0	0	0	0	0	306	5	0	311	0	0	0	2	2
+30 mins.	0	183	0	0	183	0	0	0	0	0	0	273	5	0	278	0	0	1	0	1
+45 mins.	3	170	0	0	173	0	0	0	0	0	0	193	1	0	194	1	0	1	1	3
Total Volume	6	731	0	2	739	0	0	0	0	0	0	972	11	0	983	6	0	4	3	13
% App. Total	0.8	98.9	0	0.3		0	0	0	0	0	0	98.9	1.1	0		46.2	0	30.8	23.1	
PHF	.500	.932	.000	.250	.928	.000	.000	.000	.000	.000	.000	.794	.550	.000	.790	.300	.000	.500	.375	.464

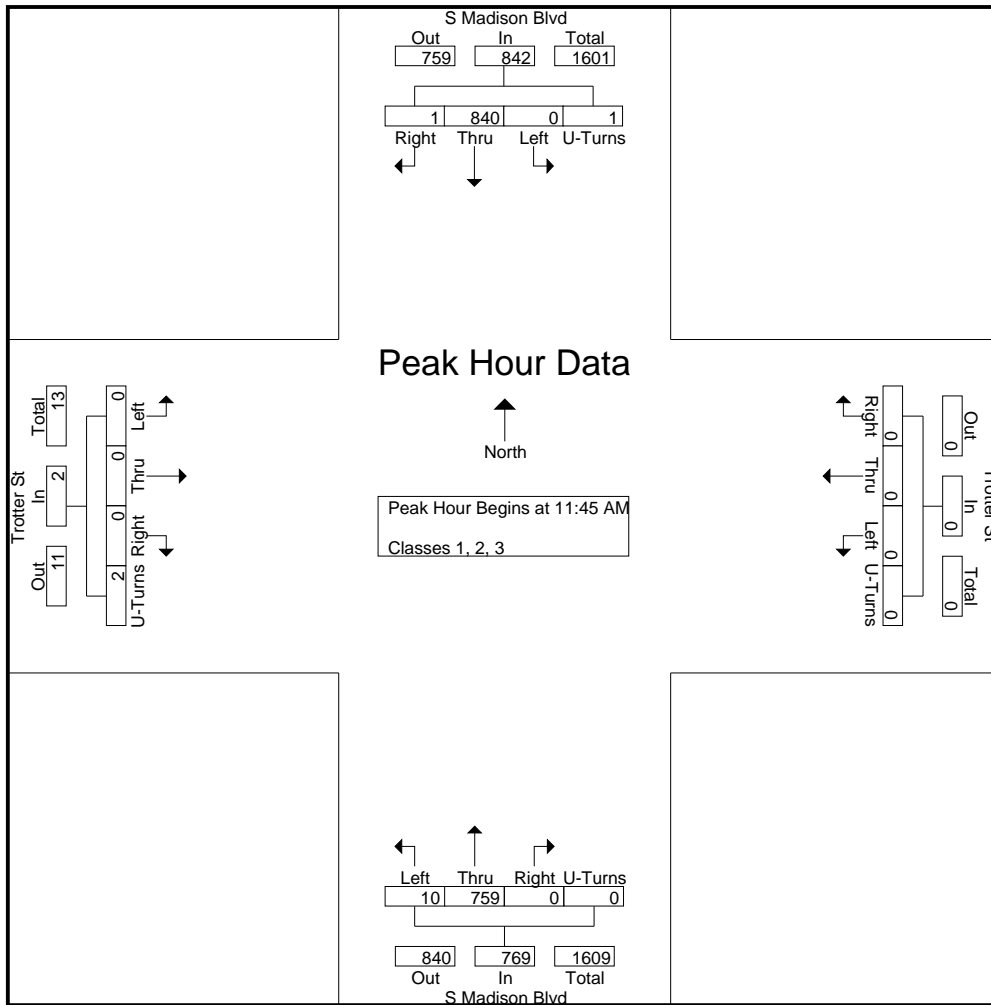


Quality Counts, LLC

920 Blairhill Rd, STE B106
Charlotte, NC 28217

File Name : 14473007 - S Madison Blvd & Trotter St
Site Code : 14473007
Start Date : 8/30/2017
Page No : 5

Start Time	S Madison Blvd Southbound					Trotter St Westbound					S Madison Blvd Northbound					Trotter St Eastbound					Int. Total	
	Right	Thru	Left	U-Turns	App. Total	Right	Thru	Left	U-Turns	App. Total	Right	Thru	Left	U-Turns	App. Total	Right	Thru	Left	U-Turns	App. Total		
Peak Hour Analysis From 10:00 AM to 02:45 PM - Peak 1 of 1																						
Peak Hour for Entire Intersection Begins at 11:45 AM																						
11:45 AM	0	188	0	0	188	0	0	0	0	0	0	193	2	0	195	0	0	0	0	0	0	383
12:00 PM	0	208	0	0	208	0	0	0	0	0	0	208	2	0	210	0	0	0	0	0	0	418
12:15 PM	0	226	0	0	226	0	0	0	0	0	0	169	3	0	172	0	0	0	1	1	1	399
12:30 PM	1	218	0	1	220	0	0	0	0	0	0	189	3	0	192	0	0	0	1	1	1	413
Total Volume	1	840	0	1	842	0	0	0	0	0	0	759	10	0	769	0	0	0	2	2	2	1613
% App. Total	0.1	99.8	0	0.1		0	0	0	0		0	98.7	1.3	0		0	0	0	100			
PHF	.250	.929	.000	.250	.931	.000	.000	.000	.000	.000	.000	.912	.833	.000	.915	.000	.000	.000	.500	.500		.965



Quality Counts, LLC

920 Blairhill Rd, STE B106
Charlotte, NC 28217

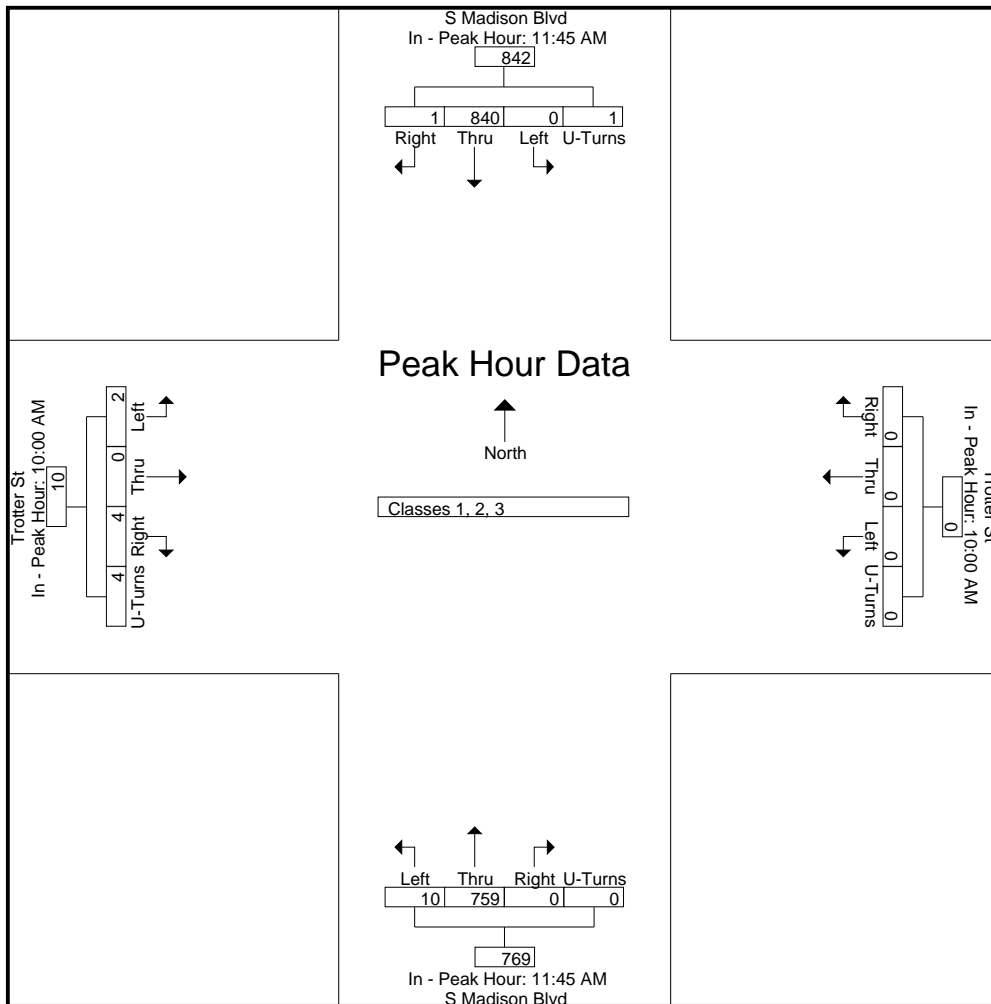
File Name : 14473007 - S Madison Blvd & Trotter St
Site Code : 14473007
Start Date : 8/30/2017
Page No : 6

Start Time	S Madison Blvd Southbound					Trotter St Westbound					S Madison Blvd Northbound					Trotter St Eastbound					Int. Total
	Rig ht	Thr u	Left	U-Turns	App. Total	Right	Thr u	Left	U-Turns	App. Total	Right	Thr u	Left	U-Turns	App. Total	Right	Thr u	Left	U-Turns	App. Total	

Peak Hour Analysis From 10:00 AM to 02:45 PM - Peak 1 of 1

Peak Hour for Each Approach Begins at:

	11:45 AM					10:00 AM					11:45 AM					10:00 AM									
+0 mins.	0	188	0	0	188	0	0	0	0	0	0	193	2	0	195	1	0	2	1	4	1	0	0	0	1
+15 mins.	0	208	0	0	208	0	0	0	0	0	0	208	2	0	210	1	0	0	0	1	1	0	0	0	1
+30 mins.	0	226	0	0	226	0	0	0	0	0	0	169	3	0	172	1	0	0	0	2	1	0	0	0	2
+45 mins.	1	218	0	1	220	0	0	0	0	0	0	189	3	0	192	1	0	0	0	1	1	0	0	1	2
Total Volume	1	840	0	1	842	0	0	0	0	0	0	759	10	0	769	4	0	2	4	10	4	0	2	4	10
% App. Total	0.1	99.8	0	0.1		0	0	0	0	0	0	98.7	1.3	0		4.0	0	2.0	4.0	10.0	4.0	0	2.0	4.0	10.0
PHF	.250	.929	.000	.250	.931	.000	.000	.000	.000	.000	.000	.912	.833	.000	.915	1.000					1.000				

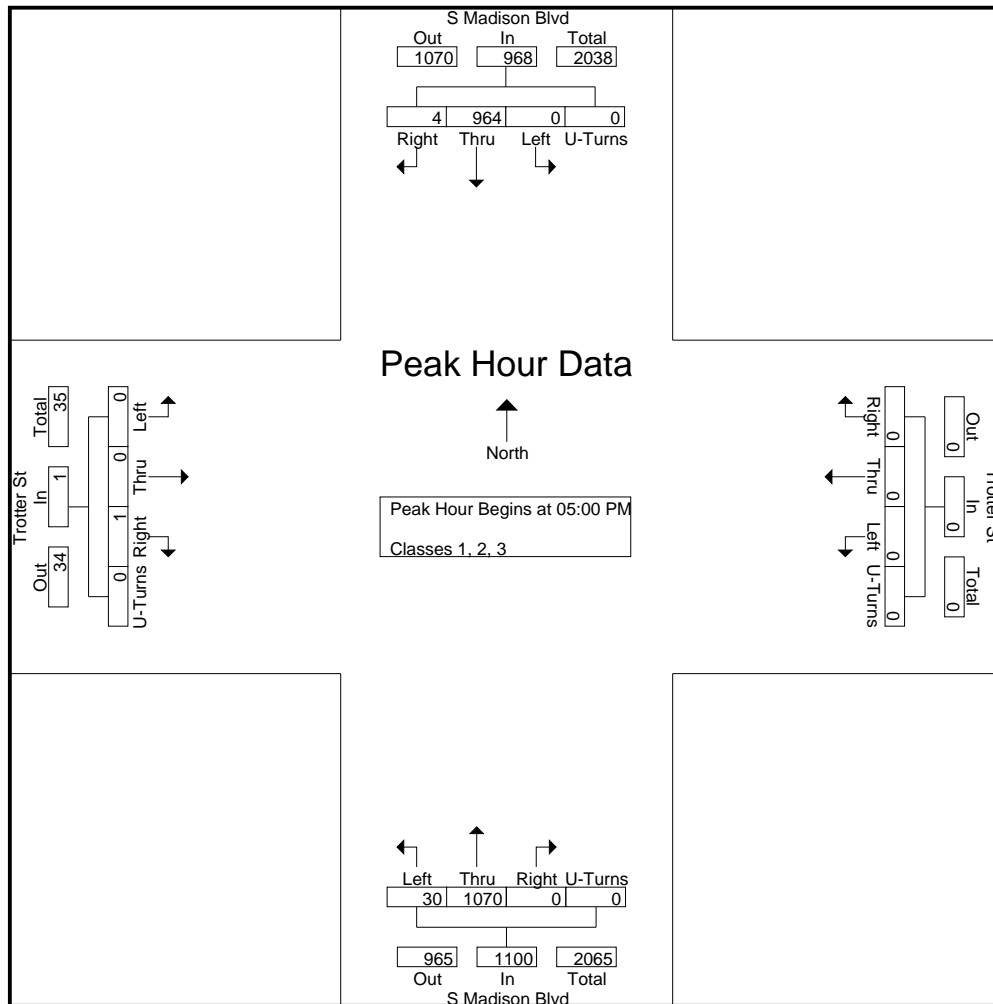


Quality Counts, LLC

920 Blairhill Rd, STE B106
Charlotte, NC 28217

File Name : 14473007 - S Madison Blvd & Trotter St
Site Code : 14473007
Start Date : 8/30/2017
Page No : 7

Start Time	S Madison Blvd Southbound					Trotter St Westbound					S Madison Blvd Northbound					Trotter St Eastbound					Int. Total
	Right	Thru	Left	U-Turns	App. Total	Right	Thru	Left	U-Turns	App. Total	Right	Thru	Left	U-Turns	App. Total	Right	Thru	Left	U-Turns	App. Total	
Peak Hour Analysis From 03:00 PM to 06:45 PM - Peak 1 of 1																					
Peak Hour for Entire Intersection Begins at 05:00 PM																					
05:00 PM	2	295	0	0	297	0	0	0	0	0	0	257	13	0	270	0	0	0	0	0	567
05:15 PM	1	224	0	0	225	0	0	0	0	0	0	256	7	0	263	0	0	0	0	0	488
05:30 PM	1	215	0	0	216	0	0	0	0	0	0	290	6	0	296	1	0	0	0	0	513
05:45 PM	0	230	0	0	230	0	0	0	0	0	0	267	4	0	271	0	0	0	0	0	501
Total Volume	4	964	0	0	968	0	0	0	0	0	0	1070	30	0	1100	1	0	0	0	1	2069
% App. Total	0.4	99.6	0	0		0	0	0	0	0	0	97.3	2.7	0		100	0	0	0		
PHF	.500	.817	.000	.000	.815	.000	.000	.000	.000	.000	.000	.922	.577	.000	.929	.250	.000	.000	.000	.250	.912



Quality Counts, LLC

920 Blairhill Rd, STE B106
Charlotte, NC 28217

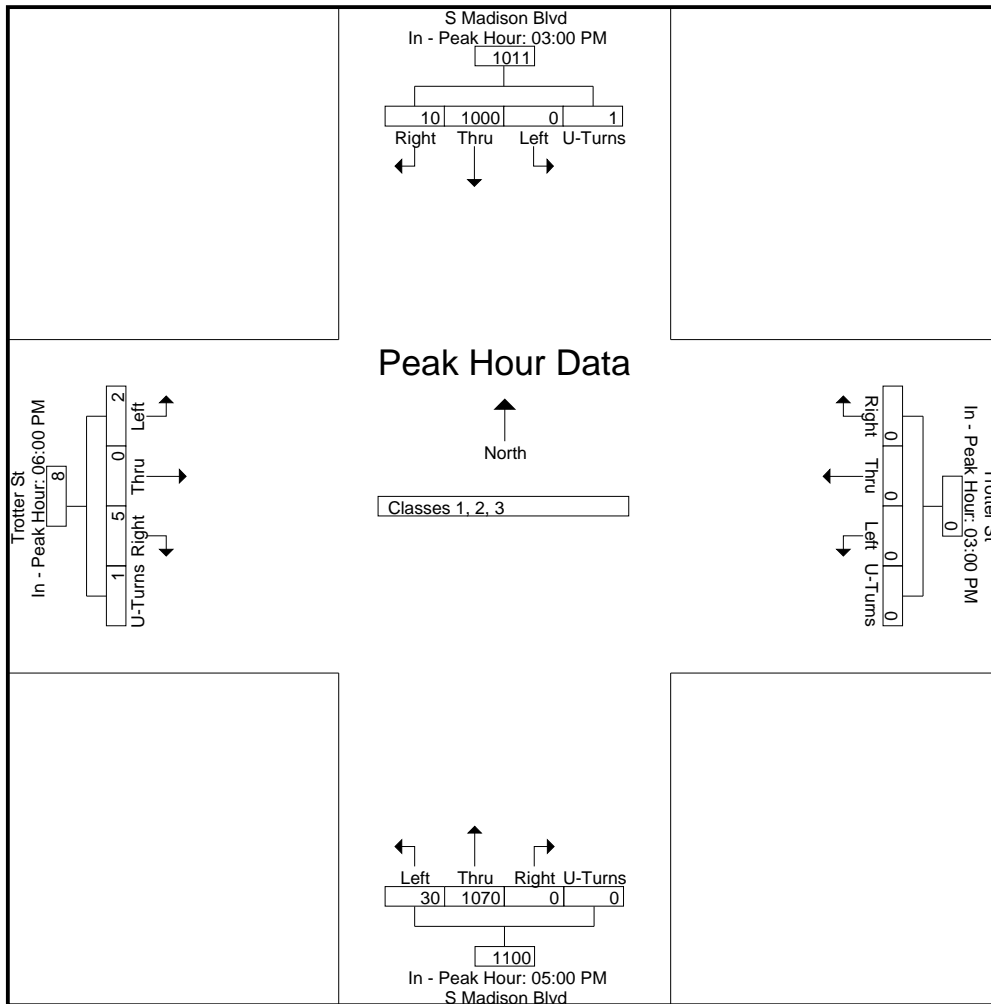
File Name : 14473007 - S Madison Blvd & Trotter St
Site Code : 14473007
Start Date : 8/30/2017
Page No : 8

Start Time	S Madison Blvd Southbound					Trotter St Westbound					S Madison Blvd Northbound					Trotter St Eastbound					Int. Total
	Right	Thru	Left	U-Turns	App. Total	Right	Thru	Left	U-Turns	App. Total	Right	Thru	Left	U-Turns	App. Total	Right	Thru	Left	U-Turns	App. Total	

Peak Hour Analysis From 03:00 PM to 06:45 PM - Peak 1 of 1

Peak Hour for Each Approach Begins at:

	03:00 PM					03:00 PM					05:00 PM					06:00 PM				
+0 mins.	4	261	0	0	265	0	0	0	0	0	0	257	13	0	270	0	0	1	0	1
+15 mins.	3	254	0	0	257	0	0	0	0	0	0	256	7	0	263	0	0	1	1	2
+30 mins.	3	263	0	0	266	0	0	0	0	0	0	290	6	0	296	1	0	0	0	1
+45 mins.	0	222	0	1	223	0	0	0	0	0	0	267	4	0	271	4	0	0	0	4
Total Volume	10	1000	0	1	1011	0	0	0	0	0	0	1070	30	0	1100	5	0	2	1	8
% App. Total	1	98.9	0	0.1		0	0	0	0	0	0	97.3	2.7	0		62.5	0	25	12.5	
PHF	.625	.951	.000	.250	.950	.000	.000	.000	.000	.000	.000	.922	.577	.000	.929	.313	.000	.500	.250	.500



Quality Counts, LLC

920 Blairhill Rd, STE B106
Charlotte, NC 28217

File Name : 14473007 - S Madison Blvd & Trotter St

Site Code : 14473007

Start Date : 8/30/2017

Page No : 1

Groups Printed- Classes 4, 5, 6, 7

Start Time	S Madison Blvd Southbound					Trotter St Westbound					S Madison Blvd Northbound					Trotter St Eastbound					Int. Total	
	Right	Thru	Left	U-Turns	App. Total	Right	Thru	Left	U-Turns	App. Total	Right	Thru	Left	U-Turns	App. Total	Right	Thru	Left	U-Turns	App. Total		
06:00 AM	0	7	0	0	7	0	0	0	0	0	0	0	0	0	0	0	0	0	0	0	0	7
06:15 AM	0	3	0	0	3	0	0	0	0	0	0	2	0	0	2	0	0	0	0	0	0	5
06:30 AM	0	4	0	0	4	0	0	0	0	0	0	4	0	0	4	0	0	0	0	0	0	8
06:45 AM	0	2	0	0	2	0	0	0	0	0	0	2	0	0	2	0	0	0	0	0	0	4
Total	0	16	0	0	16	0	0	0	0	0	0	8	0	0	8	0	0	0	0	0	0	24
07:00 AM	0	2	0	0	2	0	0	0	0	0	0	2	0	0	2	0	0	0	0	0	0	4
07:15 AM	0	7	0	0	7	0	0	0	0	0	0	7	1	0	8	0	0	0	0	0	0	15
07:30 AM	0	5	0	0	5	0	0	0	0	0	0	16	0	0	16	0	0	0	0	0	0	21
07:45 AM	0	7	0	0	7	0	0	0	0	0	0	8	0	0	8	0	0	0	0	0	0	15
Total	0	21	0	0	21	0	0	0	0	0	0	33	1	0	34	0	0	0	0	0	0	55
08:00 AM	0	8	0	0	8	0	0	0	0	0	0	4	0	0	4	0	0	0	0	0	0	12
08:15 AM	0	4	0	0	4	0	0	0	0	0	0	5	0	0	5	0	0	0	0	0	0	9
08:30 AM	0	5	0	0	5	0	0	0	0	0	0	5	0	0	5	0	0	0	0	0	0	10
08:45 AM	0	2	0	0	2	0	0	0	0	0	0	3	0	0	3	0	0	0	0	0	0	5
Total	0	19	0	0	19	0	0	0	0	0	0	17	0	0	17	0	0	0	0	0	0	36
09:00 AM	0	5	0	0	5	0	0	0	0	0	0	5	0	0	5	0	0	0	0	0	0	10
09:15 AM	0	4	0	0	4	0	0	0	0	0	0	5	1	0	6	0	0	1	0	1	1	11
09:30 AM	0	5	0	0	5	0	0	0	0	0	0	6	0	0	6	0	0	0	0	0	0	11
09:45 AM	0	1	0	0	1	0	0	0	0	0	0	5	0	0	5	0	0	0	0	0	0	6
Total	0	15	0	0	15	0	0	0	0	0	0	21	1	0	22	0	0	1	0	1	1	38
10:00 AM	0	3	0	0	3	0	0	0	0	0	0	5	0	0	5	0	0	0	0	0	0	8
10:15 AM	0	4	0	0	4	0	0	0	0	0	0	3	0	0	3	0	0	0	0	0	0	7
10:30 AM	0	3	0	0	3	0	0	0	0	0	0	6	0	0	6	0	0	0	0	0	0	9
10:45 AM	0	11	0	0	11	0	0	0	0	0	0	2	0	0	2	0	0	0	0	0	0	13
Total	0	21	0	0	21	0	0	0	0	0	0	16	0	0	16	0	0	0	0	0	0	37
11:00 AM	0	5	0	0	5	0	0	0	0	0	0	1	0	0	1	0	0	0	0	0	0	6
11:15 AM	0	5	0	0	5	0	0	0	0	0	0	13	0	0	13	0	0	0	0	0	0	18
11:30 AM	0	4	0	0	4	0	0	0	0	0	0	2	0	0	2	0	0	0	0	0	0	6
11:45 AM	0	3	0	0	3	0	0	0	0	0	0	2	0	0	2	0	0	0	0	0	0	5
Total	0	17	0	0	17	0	0	0	0	0	0	18	0	0	18	0	0	0	0	0	0	35
12:00 PM	0	3	0	0	3	0	0	0	0	0	0	4	0	0	4	0	0	0	0	0	0	7
12:15 PM	0	9	0	0	9	0	0	0	0	0	0	4	0	0	4	0	0	0	0	0	0	13
12:30 PM	0	7	0	0	7	0	0	0	0	0	0	3	0	0	3	0	0	0	0	0	0	10
12:45 PM	0	7	0	0	7	0	0	0	0	0	0	6	0	0	6	0	0	0	0	0	0	13
Total	0	26	0	0	26	0	0	0	0	0	0	17	0	0	17	0	0	0	0	0	0	43
01:00 PM	0	6	0	0	6	0	0	0	0	0	0	8	0	0	8	1	0	0	0	1	1	15
01:15 PM	0	2	0	0	2	0	0	0	0	0	0	4	0	0	4	0	0	0	0	0	0	6
01:30 PM	0	3	0	0	3	0	0	0	0	0	0	4	0	0	4	0	0	0	0	0	0	7
01:45 PM	0	4	0	0	4	0	0	0	0	0	0	3	0	0	3	0	0	1	0	1	1	8
Total	0	15	0	0	15	0	0	0	0	0	0	19	0	0	19	1	0	1	0	2	2	36
02:00 PM	0	4	0	0	4	0	0	0	0	0	0	6	0	0	6	0	0	0	0	0	0	10
02:15 PM	0	5	0	0	5	0	0	0	0	0	0	6	0	0	6	0	0	0	0	0	0	11
02:30 PM	0	6	0	0	6	0	0	0	0	0	0	9	1	0	10	0	0	0	0	0	0	16
02:45 PM	0	18	0	0	18	0	0	0	0	0	0	6	0	0	6	0	0	0	0	0	0	24
Total	0	33	0	0	33	0	0	0	0	0	0	27	1	0	28	0	0	0	0	0	0	61
03:00 PM	0	17	0	0	17	0	0	0	0	0	0	5	0	0	5	0	0	0	0	0	0	22
03:15 PM	0	4	0	0	4	0	0	0	0	0	0	7	0	0	7	1	0	0	0	1	1	12
03:30 PM	0	3	0	0	3	0	0	0	0	0	0	3	1	0	4	0	0	0	0	0	0	7
03:45 PM	0	3	0	0	3	0	0	0	0	0	0	9	0	0	9	0	0	0	0	0	0	12
Total	0	27	0	0	27	0	0	0	0	0	0	24	1	0	25	1	0	0	0	1	1	53

Quality Counts, LLC

920 Blairhill Rd, STE B106
Charlotte, NC 28217

File Name : 14473007 - S Madison Blvd & Trotter St

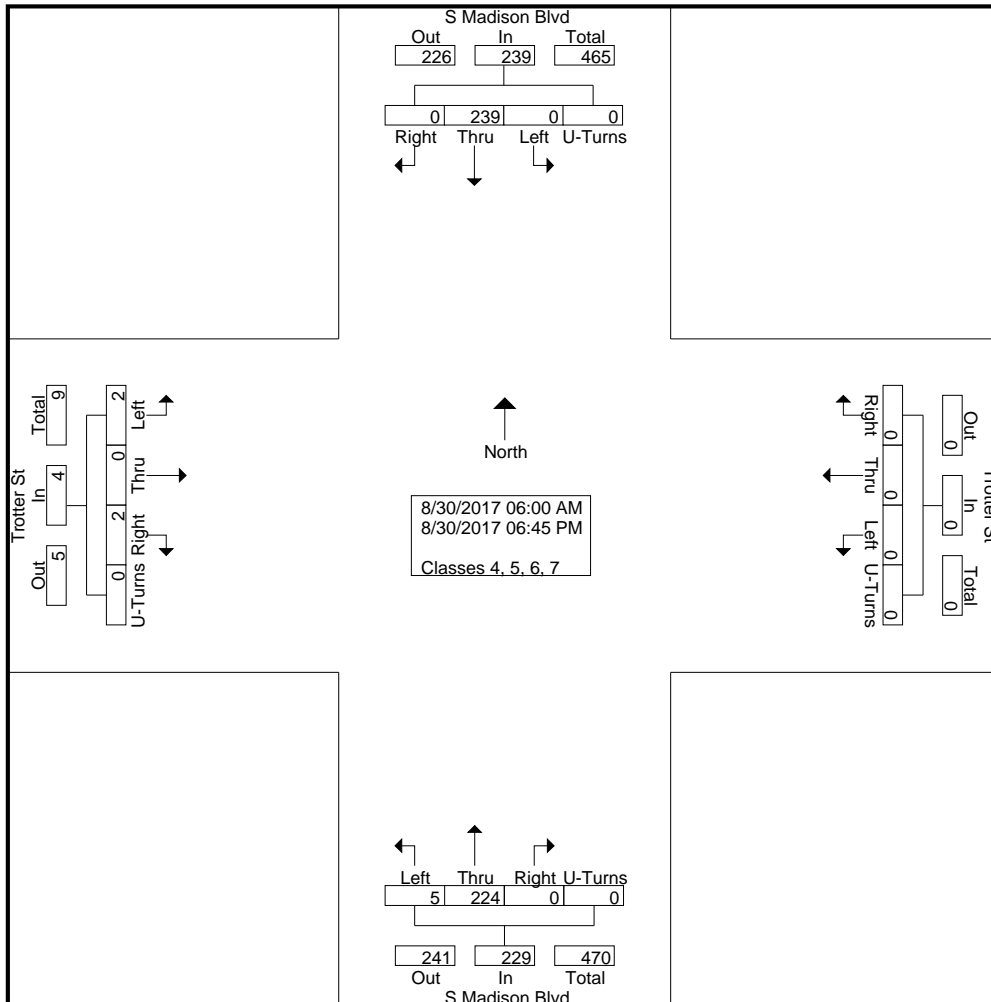
Site Code : 14473007

Start Date : 8/30/2017

Page No : 2

Groups Printed- Classes 4, 5, 6, 7

Start Time	S Madison Blvd Southbound					Trotter St Westbound					S Madison Blvd Northbound					Trotter St Eastbound					Int. Total
	Right	Thru	Left	U-Turns	App. Total	Right	Thru	Left	U-Turns	App. Total	Right	Thru	Left	U-Turns	App. Total	Right	Thru	Left	U-Turns	App. Total	
04:00 PM	0	3	0	0	3	0	0	0	0	0	0	5	0	0	5	0	0	0	0	0	0
04:15 PM	0	3	0	0	3	0	0	0	0	0	0	3	0	0	3	0	0	0	0	0	0
04:30 PM	0	0	0	0	0	0	0	0	0	0	0	1	0	0	1	0	0	0	0	0	0
04:45 PM	0	4	0	0	4	0	0	0	0	0	0	1	0	0	1	0	0	0	0	0	0
Total	0	10	0	0	10	0	0	0	0	0	0	10	0	0	10	0	0	0	0	0	20
05:00 PM	0	2	0	0	2	0	0	0	0	0	0	4	0	0	4	0	0	0	0	0	0
05:15 PM	0	4	0	0	4	0	0	0	0	0	0	3	0	0	3	0	0	0	0	0	0
05:30 PM	0	3	0	0	3	0	0	0	0	0	0	2	0	0	2	0	0	0	0	0	0
05:45 PM	0	5	0	0	5	0	0	0	0	0	0	1	0	0	1	0	0	0	0	0	0
Total	0	14	0	0	14	0	0	0	0	0	0	10	0	0	10	0	0	0	0	0	24
06:00 PM	0	1	0	0	1	0	0	0	0	0	0	3	1	0	4	0	0	0	0	0	0
06:15 PM	0	1	0	0	1	0	0	0	0	0	0	1	0	0	1	0	0	0	0	0	0
06:30 PM	0	3	0	0	3	0	0	0	0	0	0	0	0	0	0	0	0	0	0	0	0
06:45 PM	0	0	0	0	0	0	0	0	0	0	0	0	0	0	0	0	0	0	0	0	0
Total	0	5	0	0	5	0	0	0	0	0	0	4	1	0	5	0	0	0	0	0	10
Grand Total	0	239	0	0	239	0	0	0	0	0	0	224	5	0	229	2	0	2	0	4	472
Apprch %	0	100	0	0		0	0	0	0		0	97.8	2.2	0		50	0	50	0		
Total %	0	50.6	0	0	50.6	0	0	0	0	0	0	47.5	1.1	0	48.5	0.4	0	0.4	0	0.8	

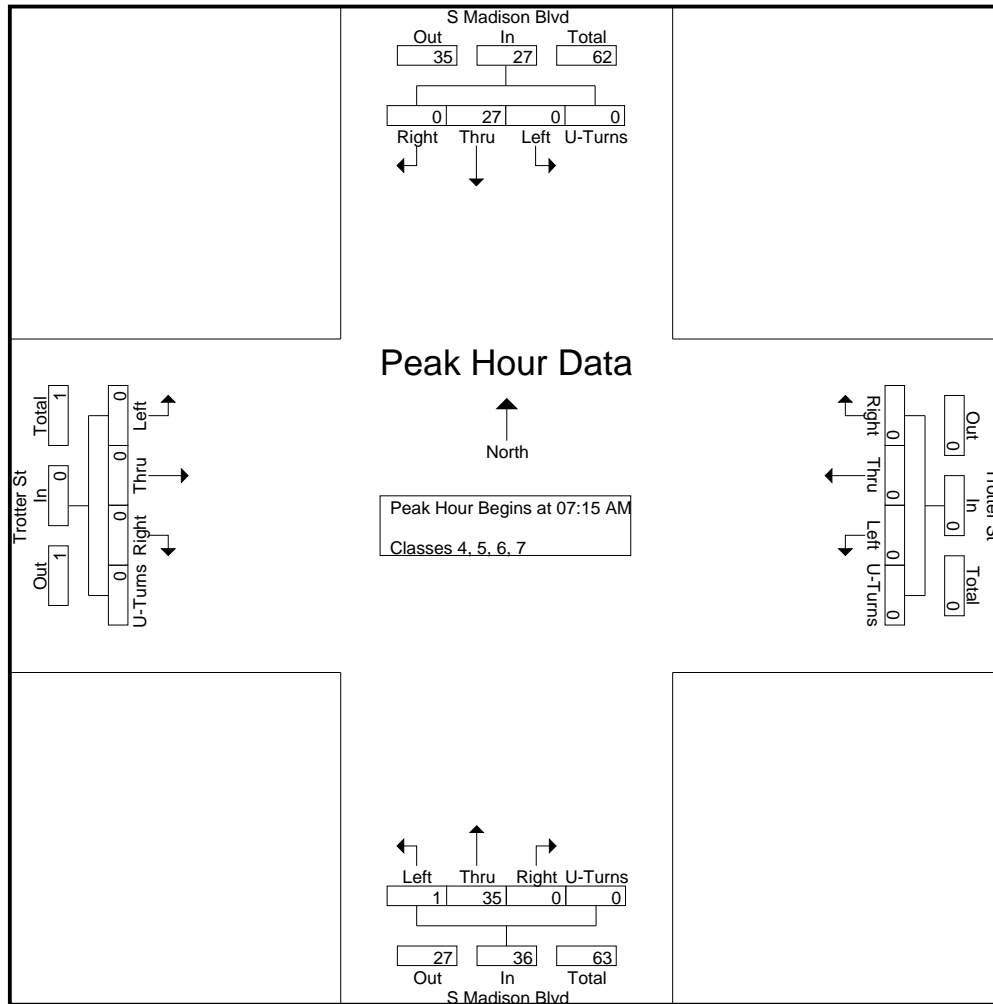


Quality Counts, LLC

920 Blairhill Rd, STE B106
Charlotte, NC 28217

File Name : 14473007 - S Madison Blvd & Trotter St
Site Code : 14473007
Start Date : 8/30/2017
Page No : 3

Start Time	S Madison Blvd Southbound					Trotter St Westbound					S Madison Blvd Northbound					Trotter St Eastbound					Int. Total
	Right	Thru	Left	U-Turns	App. Total	Right	Thru	Left	U-Turns	App. Total	Right	Thru	Left	U-Turns	App. Total	Right	Thru	Left	U-Turns	App. Total	
Peak Hour Analysis From 06:00 AM to 09:45 AM - Peak 1 of 1																					
Peak Hour for Entire Intersection Begins at 07:15 AM																					
07:15 AM	0	7	0	0	7	0	0	0	0	0	0	7	1	0	8	0	0	0	0	0	15
07:30 AM	0	5	0	0	5	0	0	0	0	0	0	16	0	0	16	0	0	0	0	0	21
07:45 AM	0	7	0	0	7	0	0	0	0	0	0	8	0	0	8	0	0	0	0	0	15
08:00 AM	0	8	0	0	8	0	0	0	0	0	0	4	0	0	4	0	0	0	0	0	12
Total Volume	0	27	0	0	27	0	0	0	0	0	0	35	1	0	36	0	0	0	0	0	63
% App. Total	0	100	0	0		0	0	0	0		0	97.2	2.8	0		0	0	0	0		
PHF	.000	.844	.000	.000	.844	.000	.000	.000	.000	.000	.000	.547	.250	.000	.563	.000	.000	.000	.000	.000	.750



Quality Counts, LLC

920 Blairhill Rd, STE B106
Charlotte, NC 28217

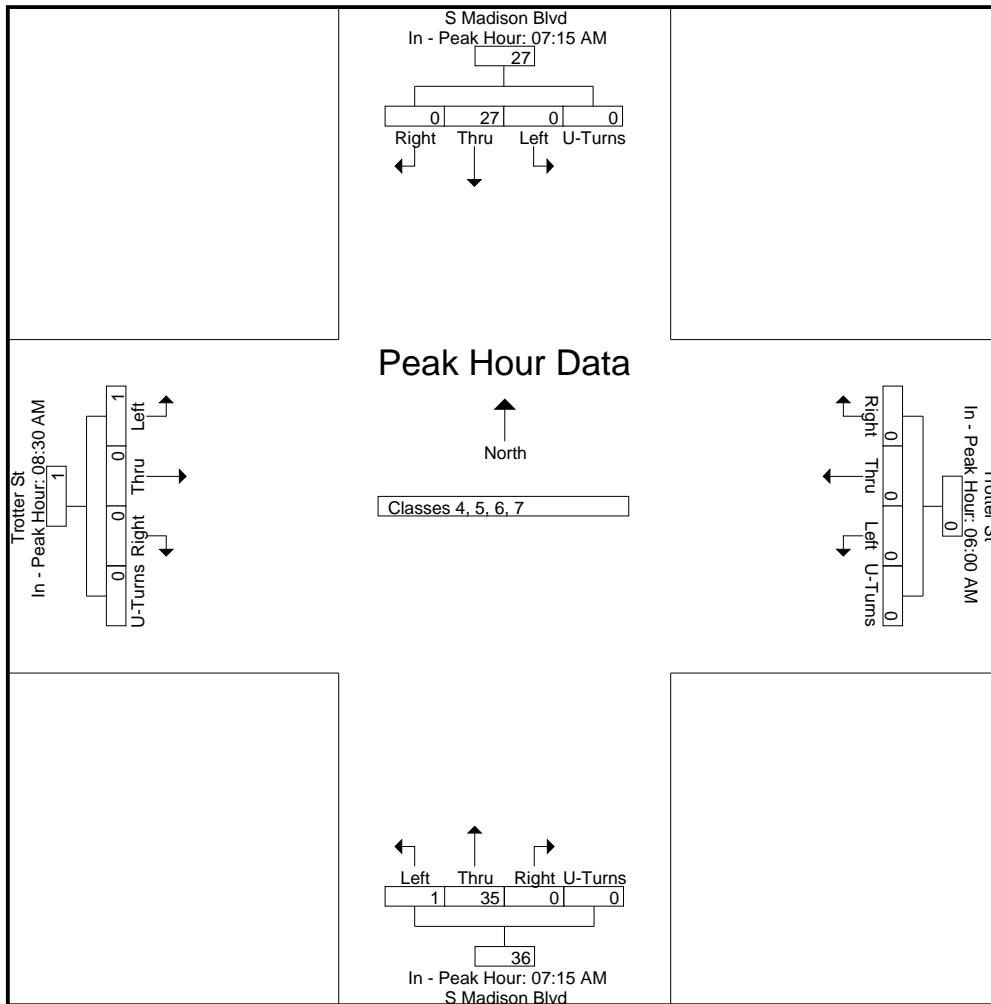
File Name : 14473007 - S Madison Blvd & Trotter St
Site Code : 14473007
Start Date : 8/30/2017
Page No : 4

Start Time	S Madison Blvd Southbound					Trotter St Westbound					S Madison Blvd Northbound					Trotter St Eastbound					Int. Total
	Right	Thru	Left	U-Turns	App. Total	Right	Thru	Left	U-Turns	App. Total	Right	Thru	Left	U-Turns	App. Total	Right	Thru	Left	U-Turns	App. Total	

Peak Hour Analysis From 06:00 AM to 09:45 AM - Peak 1 of 1

Peak Hour for Each Approach Begins at:

	07:15 AM					06:00 AM					07:15 AM					08:30 AM				
+0 mins.	0	7	0	0	7	0	0	0	0	0	0	7	1	0	8	0	0	0	0	0
+15 mins.	0	5	0	0	5	0	0	0	0	0	0	16	0	0	16	0	0	0	0	0
+30 mins.	0	7	0	0	7	0	0	0	0	0	0	8	0	0	8	0	0	0	0	0
+45 mins.	0	8	0	0	8	0	0	0	0	0	0	4	0	0	4	0	0	1	0	1
Total Volume	0	27	0	0	27	0	0	0	0	0	0	35	1	0	36	0	0	1	0	1
% App. Total	0	100	0	0		0	0	0	0		0	97.2	2.8	0		0	0	100	0	
PHF	.000	.844	.000	.000	.844	.000	.000	.000	.000	.000	.000	.547	.250	.000	.563	.000	.000	.250	.000	.250

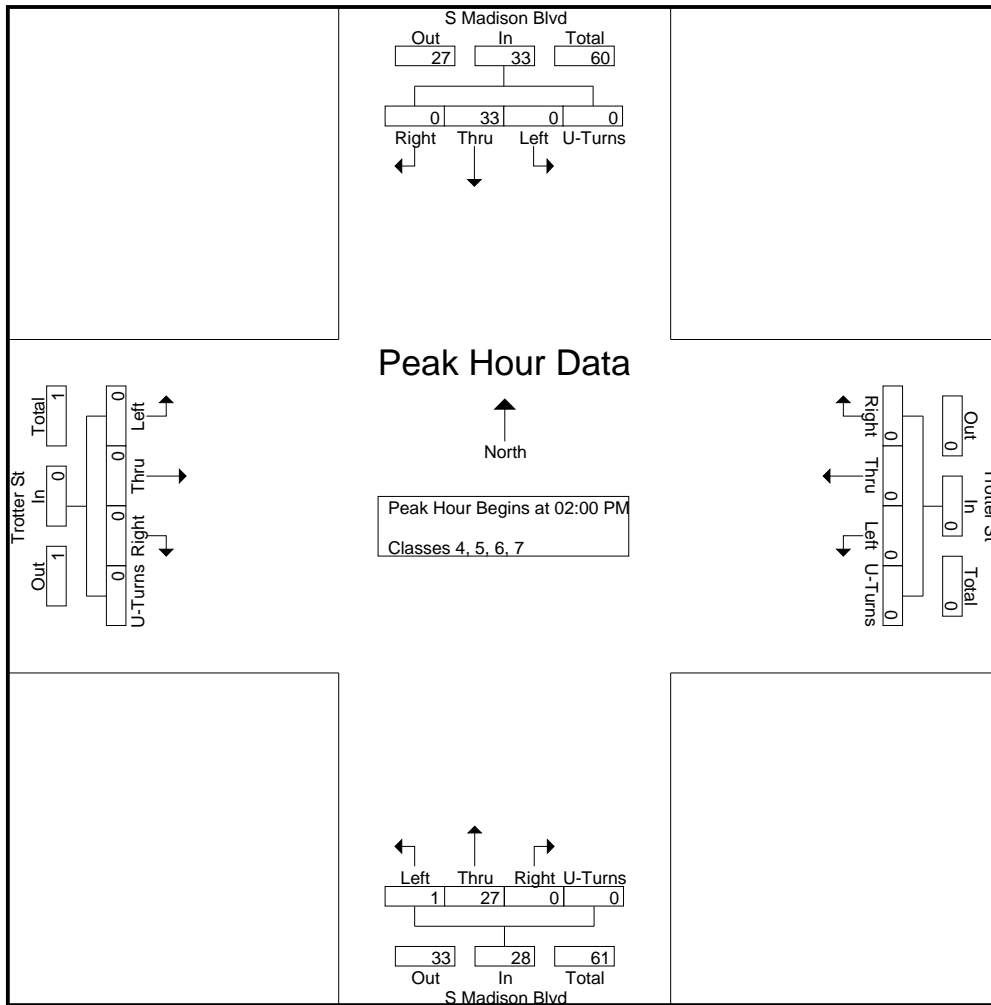


Quality Counts, LLC

920 Blairhill Rd, STE B106
Charlotte, NC 28217

File Name : 14473007 - S Madison Blvd & Trotter St
Site Code : 14473007
Start Date : 8/30/2017
Page No : 5

Start Time	S Madison Blvd Southbound					Trotter St Westbound					S Madison Blvd Northbound					Trotter St Eastbound					Int. Total
	Right	Thru	Left	U-Turns	App. Total	Right	Thru	Left	U-Turns	App. Total	Right	Thru	Left	U-Turns	App. Total	Right	Thru	Left	U-Turns	App. Total	
Peak Hour Analysis From 10:00 AM to 02:45 PM - Peak 1 of 1																					
Peak Hour for Entire Intersection Begins at 02:00 PM																					
02:00 PM	0	4	0	0	4	0	0	0	0	0	0	6	0	0	6	0	0	0	0	0	0
02:15 PM	0	5	0	0	5	0	0	0	0	0	0	6	0	0	6	0	0	0	0	0	0
02:30 PM	0	6	0	0	6	0	0	0	0	0	0	9	1	0	10	0	0	0	0	0	0
02:45 PM	0	18	0	0	18	0	0	0	0	0	0	6	0	0	6	0	0	0	0	0	0
Total Volume	0	33	0	0	33	0	0	0	0	0	0	27	1	0	28	0	0	0	0	0	0
% App. Total	0	100	0	0		0	0	0	0		0	96.4	3.6	0		0	0	0	0		
PHF	.000	.458	.000	.000	.458	.000	.000	.000	.000	.000	.000	.750	.250	.000	.700	.000	.000	.000	.000	.000	.635



Quality Counts, LLC

920 Blairhill Rd, STE B106
Charlotte, NC 28217

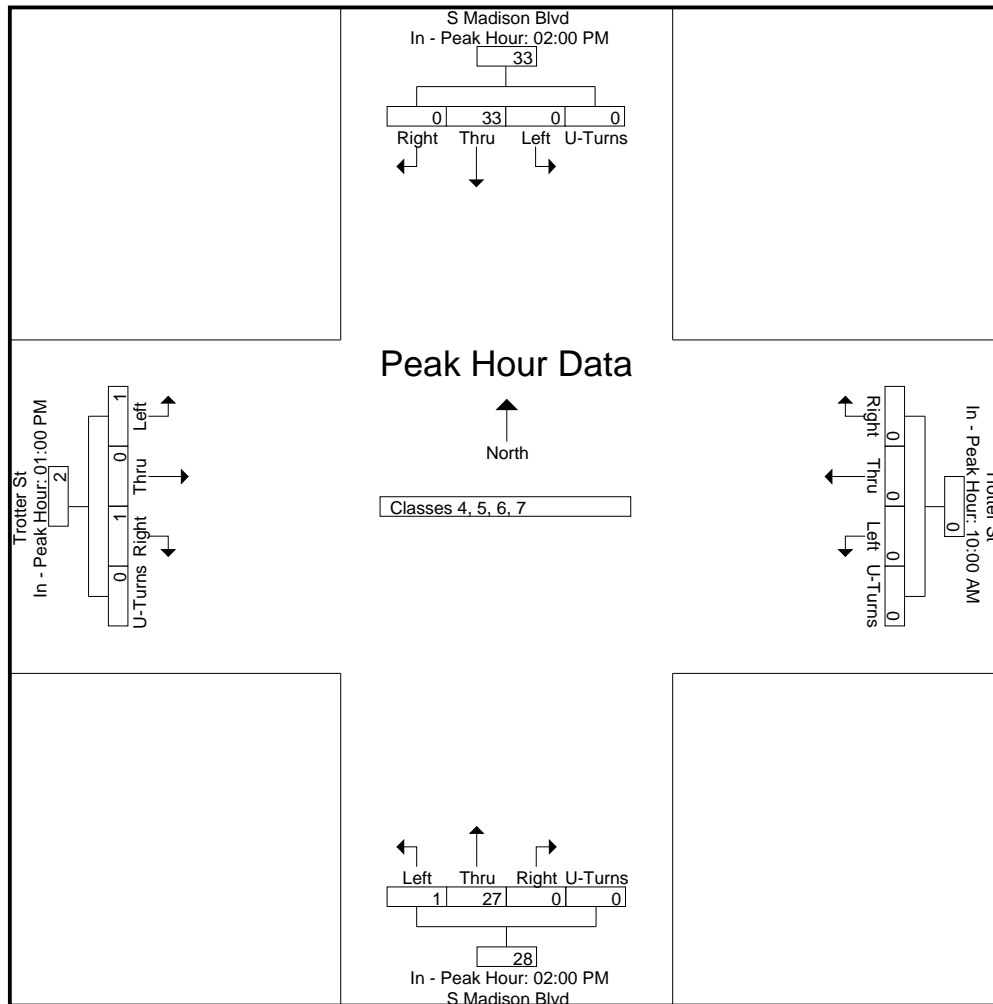
File Name : 14473007 - S Madison Blvd & Trotter St
Site Code : 14473007
Start Date : 8/30/2017
Page No : 6

Start Time	S Madison Blvd Southbound					Trotter St Westbound					S Madison Blvd Northbound					Trotter St Eastbound					Int. Total
	Right	Thru	Left	U-Turns	App. Total	Right	Thru	Left	U-Turns	App. Total	Right	Thru	Left	U-Turns	App. Total	Right	Thru	Left	U-Turns	App. Total	

Peak Hour Analysis From 10:00 AM to 02:45 PM - Peak 1 of 1

Peak Hour for Each Approach Begins at:

	02:00 PM					10:00 AM					02:00 PM					01:00 PM				
+0 mins.	0	4	0	0	4	0	0	0	0	0	0	6	0	0	6	1	0	0	0	1
+15 mins.	0	5	0	0	5	0	0	0	0	0	0	6	0	0	6	0	0	0	0	0
+30 mins.	0	6	0	0	6	0	0	0	0	0	0	9	1	0	10	0	0	0	0	0
+45 mins.	0	18	0	0	18	0	0	0	0	0	0	6	0	0	6	0	0	1	0	1
Total Volume	0	33	0	0	33	0	0	0	0	0	0	27	1	0	28	1	0	1	0	2
% App. Total	0	100	0	0		0	0	0	0		0	96.4	3.6	0		50	0	50	0	
PHF	.000	.458	.000	.000	.458	.000	.000	.000	.000	.000	.000	.750	.250	.000	.700	.250	.000	.250	.000	.500



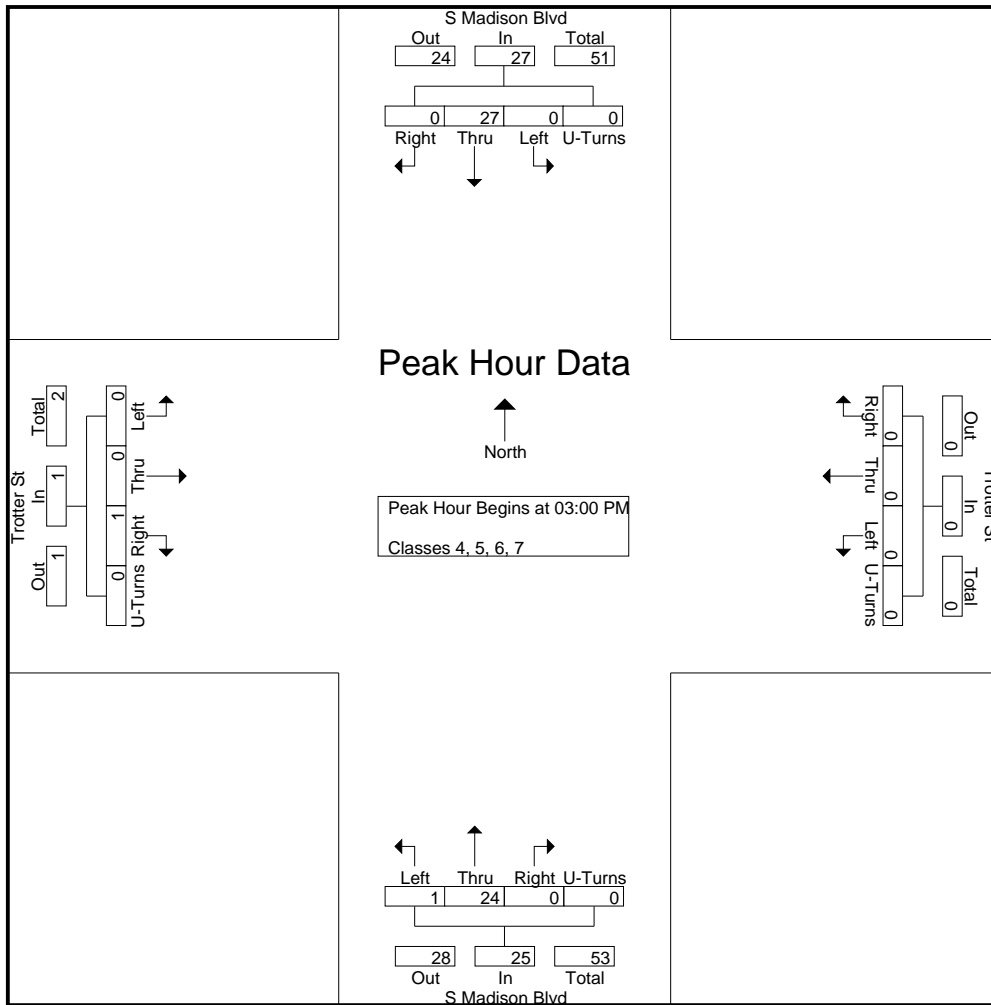
Quality Counts, LLC

920 Blairhill Rd, STE B106
Charlotte, NC 28217

File Name : 14473007 - S Madison Blvd & Trotter St
Site Code : 14473007
Start Date : 8/30/2017
Page No : 7

Start Time	S Madison Blvd Southbound					Trotter St Westbound					S Madison Blvd Northbound					Trotter St Eastbound					Int. Total	
	Right	Thru	Left	U-Turns	App. Total	Right	Thru	Left	U-Turns	App. Total	Right	Thru	Left	U-Turns	App. Total	Right	Thru	Left	U-Turns	App. Total		
03:00 PM	0	17	0	0	17	0	0	0	0	0	0	5	0	0	5	0	0	0	0	0	0	22
03:15 PM	0	4	0	0	4	0	0	0	0	0	0	7	0	0	7	1	0	0	0	0	1	12
03:30 PM	0	3	0	0	3	0	0	0	0	0	0	3	1	0	4	0	0	0	0	0	0	7
03:45 PM	0	3	0	0	3	0	0	0	0	0	0	9	0	0	9	0	0	0	0	0	0	12
Total Volume	0	27	0	0	27	0	0	0	0	0	0	24	1	0	25	1	0	0	0	0	1	53
% App. Total	0	100	0	0		0	0	0	0		0	96	4	0		100	0	0	0			
PHF	.000	.397	.000	.000	.397	.000	.000	.000	.000	.000	.000	.667	.250	.000	.694	.250	.000	.000	.000	.000	.250	.602

Peak Hour Analysis From 03:00 PM to 06:45 PM - Peak 1 of 1
Peak Hour for Entire Intersection Begins at 03:00 PM



Quality Counts, LLC

920 Blairhill Rd, STE B106
Charlotte, NC 28217

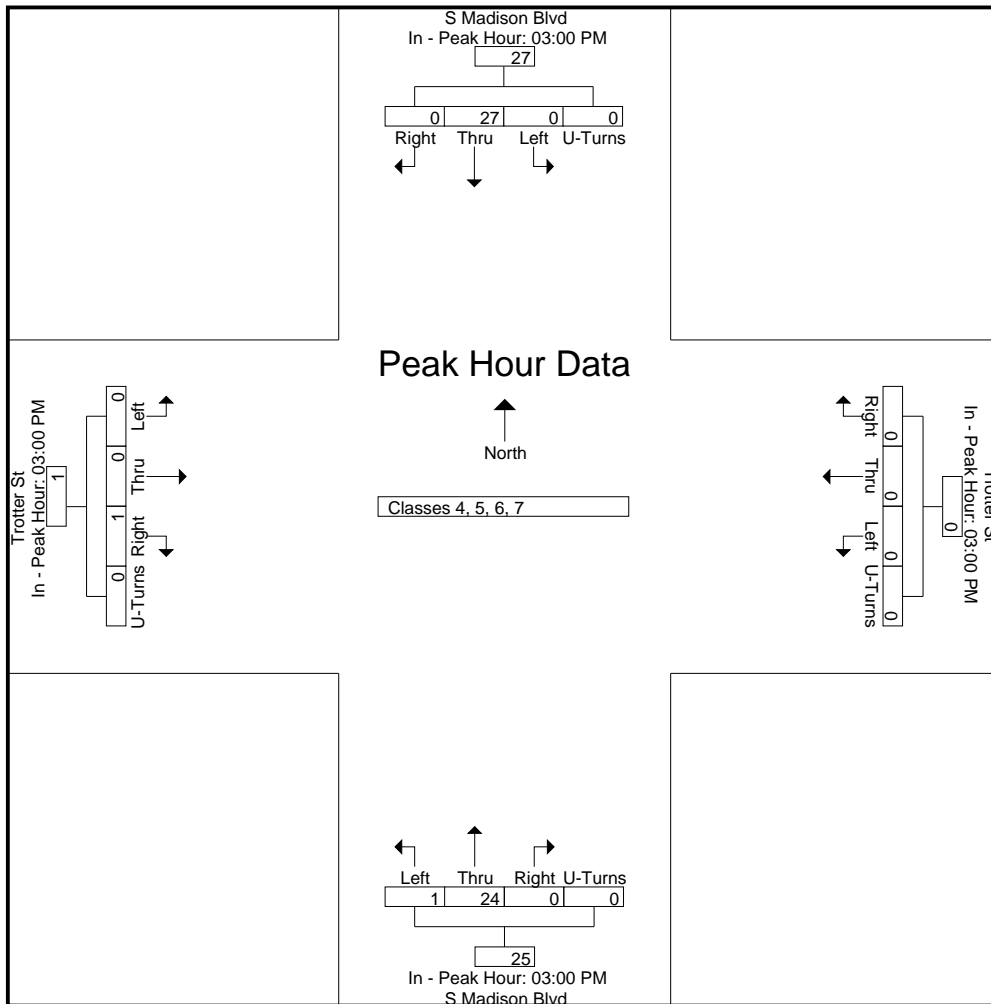
File Name : 14473007 - S Madison Blvd & Trotter St
Site Code : 14473007
Start Date : 8/30/2017
Page No : 8

Start Time	S Madison Blvd Southbound					Trotter St Westbound					S Madison Blvd Northbound					Trotter St Eastbound					Int. Total
	Right	Thru	Left	U-Turns	App. Total	Right	Thru	Left	U-Turns	App. Total	Right	Thru	Left	U-Turns	App. Total	Right	Thru	Left	U-Turns	App. Total	

Peak Hour Analysis From 03:00 PM to 06:45 PM - Peak 1 of 1

Peak Hour for Each Approach Begins at:

	03:00 PM					03:00 PM					03:00 PM					03:00 PM									
+0 mins.	0	17	0	0	17	0	0	0	0	0	0	5	0	0	5	0	0	0	0	0	0	0	0	0	0
+15 mins.	0	4	0	0	4	0	0	0	0	0	0	7	0	0	7	1	0	0	0	0	0	0	0	0	1
+30 mins.	0	3	0	0	3	0	0	0	0	0	0	3	1	0	4	0	0	0	0	0	0	0	0	0	0
+45 mins.	0	3	0	0	3	0	0	0	0	0	0	9	0	0	9	0	0	0	0	0	0	0	0	0	0
Total Volume	0	27	0	0	27	0	0	0	0	0	0	24	1	0	25	1	0	0	0	0	0	0	0	0	1
% App. Total	0	100	0	0		0	0	0	0		0	96	4	0		100	0	0	0		0	0	0	0	
PHF	.000	.397	.000	.000	.397	.000	.000	.000	.000	.000	.000	.667	.250	.000	.694	.250	.000	.000	.000	.250					



Quality Counts, LLC

920 Blairhill Rd, STE B106
Charlotte, NC 28217

File Name : 14473007 - S Madison Blvd & Trotter St

Site Code : 14473007

Start Date : 8/30/2017

Page No : 1

Groups Printed- Classes 8, 9, 10

Start Time	S Madison Blvd Southbound					Trotter St Westbound					S Madison Blvd Northbound					Trotter St Eastbound					Int. Total
	Right	Thru	Left	U-Turns	App. Total	Right	Thru	Left	U-Turns	App. Total	Right	Thru	Left	U-Turns	App. Total	Right	Thru	Left	U-Turns	App. Total	
06:00 AM	0	2	0	0	2	0	0	0	0	0	0	5	0	0	5	0	0	0	0	0	7
06:15 AM	0	4	0	0	4	0	0	0	0	0	0	2	0	0	2	0	0	0	0	0	6
06:30 AM	0	1	0	0	1	0	0	0	0	0	0	2	0	0	2	0	0	0	0	0	3
06:45 AM	0	5	0	0	5	0	0	0	0	0	0	4	0	0	4	0	0	0	0	0	9
Total	0	12	0	0	12	0	0	0	0	0	0	13	0	0	13	0	0	0	0	0	25
07:00 AM	0	2	0	0	2	0	0	0	0	0	0	3	0	0	3	0	0	0	0	0	5
07:15 AM	0	5	0	0	5	0	0	0	0	0	0	6	0	0	6	0	0	0	0	0	11
07:30 AM	0	4	0	0	4	0	0	0	0	0	0	3	0	0	3	0	0	0	0	0	7
07:45 AM	0	8	0	0	8	0	0	0	0	0	0	3	0	0	3	0	0	0	0	0	11
Total	0	19	0	0	19	0	0	0	0	0	0	15	0	0	15	0	0	0	0	0	34
08:00 AM	0	7	0	0	7	0	0	0	0	0	0	3	0	0	3	0	0	0	0	0	10
08:15 AM	0	5	0	0	5	0	0	0	0	0	0	11	0	0	11	0	0	0	0	0	16
08:30 AM	0	5	0	0	5	0	0	0	0	0	0	5	0	0	5	0	0	0	0	0	10
08:45 AM	0	7	0	0	7	0	0	0	0	0	0	7	0	0	7	0	0	0	0	0	14
Total	0	24	0	0	24	0	0	0	0	0	0	26	0	0	26	0	0	0	0	0	50
09:00 AM	0	7	0	0	7	0	0	0	0	0	0	7	0	0	7	0	0	0	0	0	14
09:15 AM	0	8	0	0	8	0	0	0	0	0	0	8	0	0	8	0	0	0	0	0	16
09:30 AM	0	3	0	0	3	0	0	0	0	0	0	7	0	0	7	0	0	0	0	0	10
09:45 AM	0	3	0	0	3	0	0	0	0	0	0	9	0	0	9	0	0	0	0	0	12
Total	0	21	0	0	21	0	0	0	0	0	0	31	0	0	31	0	0	0	0	0	52
10:00 AM	0	6	0	0	6	0	0	0	0	0	0	12	1	0	13	0	0	0	0	0	19
10:15 AM	0	8	0	0	8	0	0	0	0	0	0	4	0	0	4	0	0	0	0	0	12
10:30 AM	0	5	0	0	5	0	0	0	0	0	0	6	0	0	6	0	0	0	0	0	11
10:45 AM	0	4	0	0	4	0	0	0	0	0	0	3	0	0	3	0	0	0	0	0	7
Total	0	23	0	0	23	0	0	0	0	0	0	25	1	0	26	0	0	0	0	0	49
11:00 AM	0	4	0	0	4	0	0	0	0	0	0	8	0	0	8	0	0	0	0	0	12
11:15 AM	0	8	0	0	8	0	0	0	0	0	0	6	0	0	6	0	0	0	0	0	14
11:30 AM	0	3	0	0	3	0	0	0	0	0	0	10	0	0	10	0	0	0	0	0	13
11:45 AM	0	0	0	0	0	0	0	0	0	0	0	4	0	0	4	0	0	0	0	0	4
Total	0	15	0	0	15	0	0	0	0	0	0	28	0	0	28	0	0	0	0	0	43
12:00 PM	0	3	0	0	3	0	0	0	0	0	0	4	0	0	4	0	0	0	0	0	7
12:15 PM	0	3	0	0	3	0	0	0	0	0	0	6	0	0	6	0	0	0	0	0	9
12:30 PM	0	7	0	0	7	0	0	0	0	0	0	6	0	0	6	0	0	0	0	0	13
12:45 PM	0	3	0	0	3	0	0	0	0	0	0	14	0	0	14	0	0	0	0	0	17
Total	0	16	0	0	16	0	0	0	0	0	0	30	0	0	30	0	0	0	0	0	46
01:00 PM	0	2	0	0	2	0	0	0	0	0	0	5	0	0	5	0	0	0	0	0	7
01:15 PM	0	5	0	0	5	0	0	0	0	0	0	8	0	0	8	0	0	0	0	0	13
01:30 PM	0	4	0	0	4	0	0	0	0	0	0	5	0	0	5	0	0	0	0	0	9
01:45 PM	0	4	0	0	4	0	0	0	0	0	0	6	0	0	6	0	0	0	0	0	10
Total	0	15	0	0	15	0	0	0	0	0	0	24	0	0	24	0	0	0	0	0	39
02:00 PM	0	4	0	0	4	0	0	0	0	0	0	3	0	0	3	0	0	0	0	0	7
02:15 PM	0	7	0	0	7	0	0	0	0	0	0	2	0	0	2	0	0	0	0	0	9
02:30 PM	0	2	0	0	2	0	0	0	0	0	0	5	0	0	5	0	0	0	0	0	7
02:45 PM	0	7	0	0	7	0	0	0	0	0	0	3	0	0	3	0	0	0	0	0	10
Total	0	20	0	0	20	0	0	0	0	0	0	13	0	0	13	0	0	0	0	0	33
03:00 PM	0	1	0	0	1	0	0	0	0	0	0	5	0	0	5	0	0	0	0	0	6
03:15 PM	0	3	0	0	3	0	0	0	0	0	0	5	0	0	5	0	0	0	0	0	8
03:30 PM	0	2	0	0	2	0	0	0	0	0	0	8	0	0	8	0	0	0	0	0	10
03:45 PM	0	5	0	0	5	0	0	0	0	0	0	3	0	0	3	0	0	0	0	0	8
Total	0	11	0	0	11	0	0	0	0	0	0	21	0	0	21	0	0	0	0	0	32

Quality Counts, LLC

920 Blairhill Rd, STE B106
Charlotte, NC 28217

File Name : 14473007 - S Madison Blvd & Trotter St

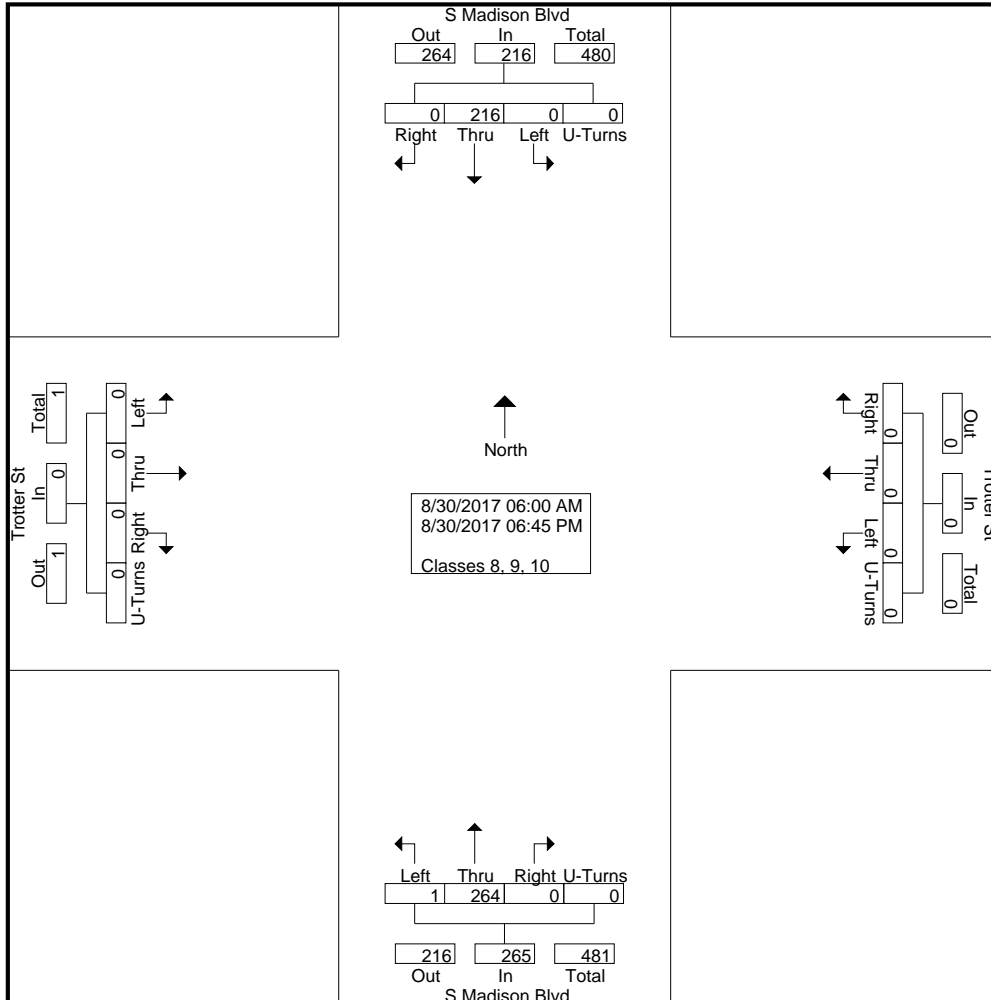
Site Code : 14473007

Start Date : 8/30/2017

Page No : 2

Groups Printed- Classes 8, 9, 10

Start Time	S Madison Blvd Southbound					Trotter St Westbound					S Madison Blvd Northbound					Trotter St Eastbound					Int. Total
	Right	Thru	Left	U-Turns	App. Total	Right	Thru	Left	U-Turns	App. Total	Right	Thru	Left	U-Turns	App. Total	Right	Thru	Left	U-Turns	App. Total	
04:00 PM	0	5	0	0	5	0	0	0	0	0	0	3	0	0	3	0	0	0	0	0	0
04:15 PM	0	2	0	0	2	0	0	0	0	0	0	8	0	0	8	0	0	0	0	0	0
04:30 PM	0	5	0	0	5	0	0	0	0	0	0	5	0	0	5	0	0	0	0	0	0
04:45 PM	0	5	0	0	5	0	0	0	0	0	0	3	0	0	3	0	0	0	0	0	0
Total	0	17	0	0	17	0	0	0	0	0	0	19	0	0	19	0	0	0	0	0	0
05:00 PM	0	7	0	0	7	0	0	0	0	0	0	4	0	0	4	0	0	0	0	0	0
05:15 PM	0	5	0	0	5	0	0	0	0	0	0	5	0	0	5	0	0	0	0	0	0
05:30 PM	0	2	0	0	2	0	0	0	0	0	0	2	0	0	2	0	0	0	0	0	0
05:45 PM	0	1	0	0	1	0	0	0	0	0	0	3	0	0	3	0	0	0	0	0	0
Total	0	15	0	0	15	0	0	0	0	0	0	14	0	0	14	0	0	0	0	0	0
06:00 PM	0	0	0	0	0	0	0	0	0	0	0	0	0	0	0	0	0	0	0	0	0
06:15 PM	0	5	0	0	5	0	0	0	0	0	0	0	0	0	0	0	0	0	0	0	0
06:30 PM	0	1	0	0	1	0	0	0	0	0	0	4	0	0	4	0	0	0	0	0	0
06:45 PM	0	2	0	0	2	0	0	0	0	0	0	1	0	0	1	0	0	0	0	0	0
Total	0	8	0	0	8	0	0	0	0	0	0	5	0	0	5	0	0	0	0	0	0
Grand Total	0	216	0	0	216	0	0	0	0	0	0	264	1	0	265	0	0	0	0	0	481
Apprch %	0	100	0	0		0	0	0	0		0	99.6	0.4	0		0	0	0	0		
Total %	0	44.9	0	0	44.9	0	0	0	0	0	0	54.9	0.2	0	55.1	0	0	0	0	0	

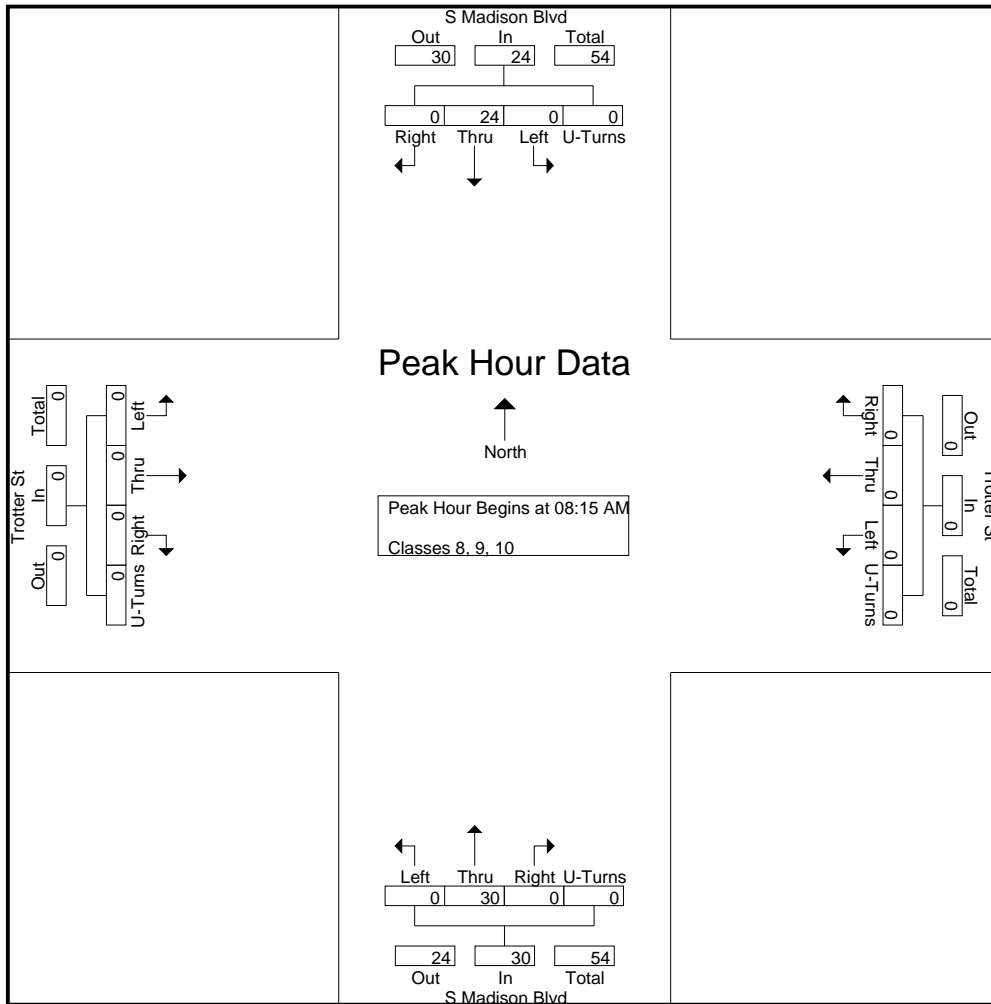


Quality Counts, LLC

920 Blairhill Rd, STE B106
Charlotte, NC 28217

File Name : 14473007 - S Madison Blvd & Trotter St
Site Code : 14473007
Start Date : 8/30/2017
Page No : 3

Start Time	S Madison Blvd Southbound					Trotter St Westbound					S Madison Blvd Northbound					Trotter St Eastbound					Int. Total
	Right	Thru	Left	U-Turns	App. Total	Right	Thru	Left	U-Turns	App. Total	Right	Thru	Left	U-Turns	App. Total	Right	Thru	Left	U-Turns	App. Total	
Peak Hour Analysis From 06:00 AM to 09:45 AM - Peak 1 of 1																					
Peak Hour for Entire Intersection Begins at 08:15 AM																					
08:15 AM	0	5	0	0	5	0	0	0	0	0	0	11	0	0	11	0	0	0	0	0	16
08:30 AM	0	5	0	0	5	0	0	0	0	0	0	5	0	0	5	0	0	0	0	0	10
08:45 AM	0	7	0	0	7	0	0	0	0	0	0	7	0	0	7	0	0	0	0	0	14
09:00 AM	0	7	0	0	7	0	0	0	0	0	0	7	0	0	7	0	0	0	0	0	14
Total Volume	0	24	0	0	24	0	0	0	0	0	0	30	0	0	30	0	0	0	0	0	54
% App. Total	0	100	0	0		0	0	0	0		0	100	0	0		0	0	0	0		
PHF	.000	.857	.000	.000	.857	.000	.000	.000	.000	.000	.000	.682	.000	.000	.682	.000	.000	.000	.000	.000	.844



Quality Counts, LLC

920 Blairhill Rd, STE B106
Charlotte, NC 28217

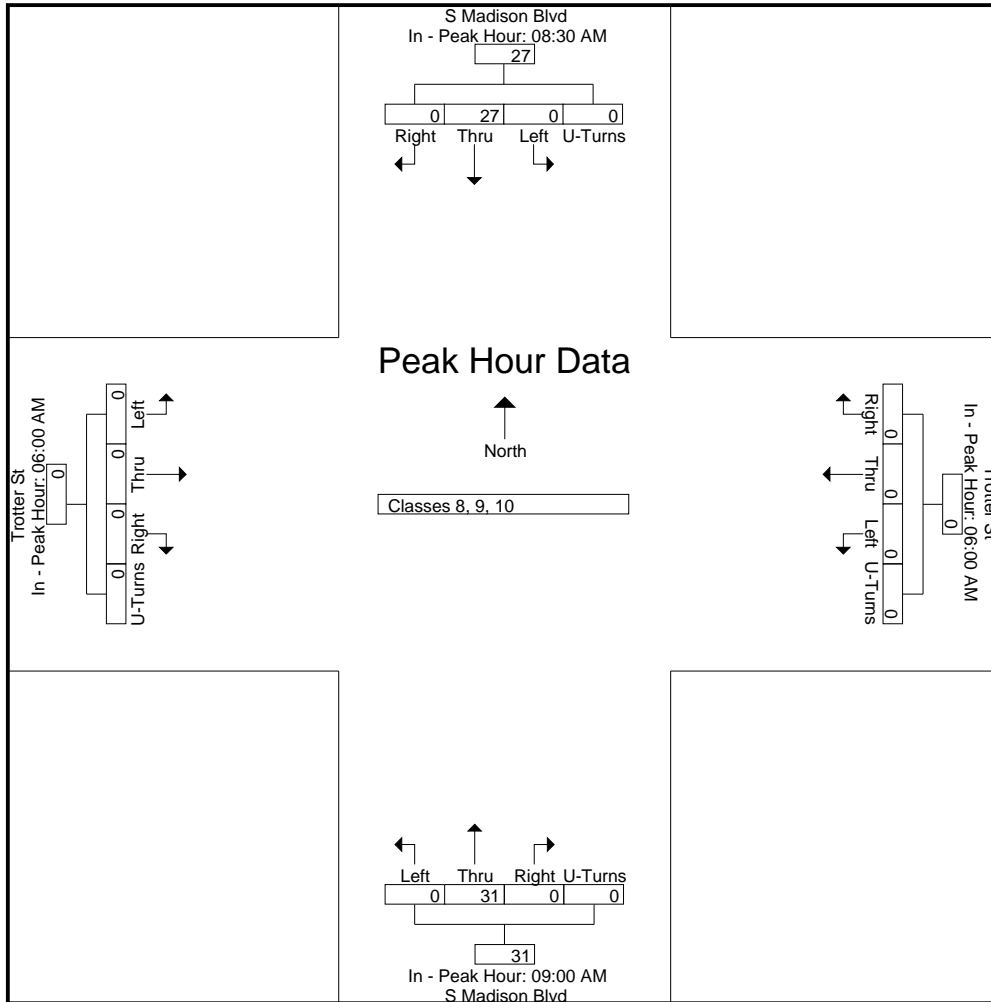
File Name : 14473007 - S Madison Blvd & Trotter St
Site Code : 14473007
Start Date : 8/30/2017
Page No : 4

Start Time	S Madison Blvd Southbound					Trotter St Westbound					S Madison Blvd Northbound					Trotter St Eastbound					Int. Total
	Right	Thru	Left	U-Turns	App. Total	Right	Thru	Left	U-Turns	App. Total	Right	Thru	Left	U-Turns	App. Total	Right	Thru	Left	U-Turns	App. Total	

Peak Hour Analysis From 06:00 AM to 09:45 AM - Peak 1 of 1

Peak Hour for Each Approach Begins at:

	08:30 AM					06:00 AM					09:00 AM					06:00 AM				
+0 mins.	0	5	0	0	5	0	0	0	0	0	0	7	0	0	7	0	0	0	0	0
+15 mins.	0	7	0	0	7	0	0	0	0	0	0	8	0	0	8	0	0	0	0	0
+30 mins.	0	7	0	0	7	0	0	0	0	0	0	7	0	0	7	0	0	0	0	0
+45 mins.	0	8	0	0	8	0	0	0	0	0	0	9	0	0	9	0	0	0	0	0
Total Volume	0	27	0	0	27	0	0	0	0	0	0	31	0	0	31	0	0	0	0	0
% App. Total	0	100	0	0		0	0	0	0		0	100	0	0		0	0	0	0	
PHF	.000	.844	.000	.000	.844	.000	.000	.000	.000	.000	.000	.861	.000	.000	.861	.000	.000	.000	.000	.000

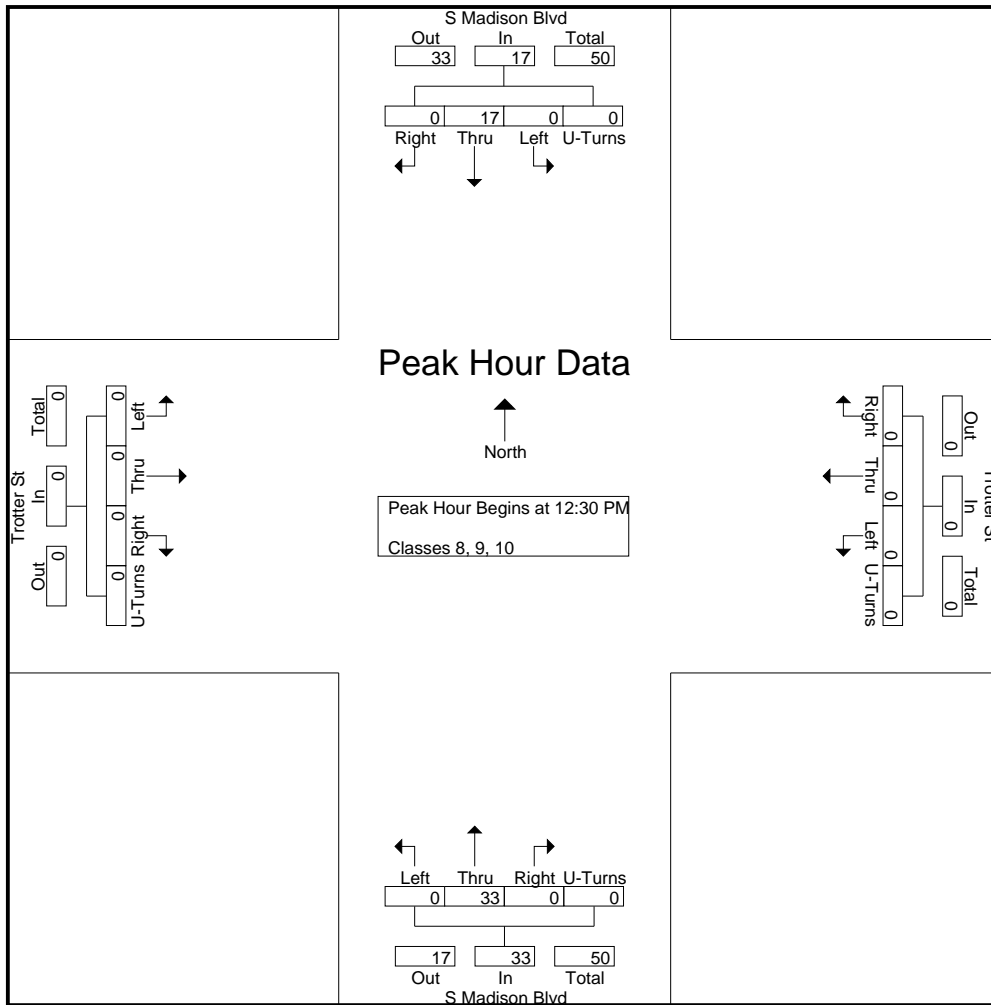


Quality Counts, LLC

920 Blairhill Rd, STE B106
Charlotte, NC 28217

File Name : 14473007 - S Madison Blvd & Trotter St
Site Code : 14473007
Start Date : 8/30/2017
Page No : 5

Start Time	S Madison Blvd Southbound					Trotter St Westbound					S Madison Blvd Northbound					Trotter St Eastbound					Int. Total
	Right	Thru	Left	U-Turns	App. Total	Right	Thru	Left	U-Turns	App. Total	Right	Thru	Left	U-Turns	App. Total	Right	Thru	Left	U-Turns	App. Total	
Peak Hour Analysis From 10:00 AM to 02:45 PM - Peak 1 of 1																					
Peak Hour for Entire Intersection Begins at 12:30 PM																					
12:30 PM	0	7	0	0	7	0	0	0	0	0	0	6	0	0	6	0	0	0	0	0	0
12:45 PM	0	3	0	0	3	0	0	0	0	0	0	14	0	0	14	0	0	0	0	0	0
01:00 PM	0	2	0	0	2	0	0	0	0	0	0	5	0	0	5	0	0	0	0	0	0
01:15 PM	0	5	0	0	5	0	0	0	0	0	0	8	0	0	8	0	0	0	0	0	0
Total Volume	0	17	0	0	17	0	0	0	0	0	0	33	0	0	33	0	0	0	0	0	0
% App. Total	0	100	0	0		0	0	0	0		0	100	0	0		0	0	0	0		
PHF	.000	.607	.000	.000	.607	.000	.000	.000	.000	.000	.000	.589	.000	.000	.589	.000	.000	.000	.000	.000	.735



Quality Counts, LLC

920 Blairhill Rd, STE B106
Charlotte, NC 28217

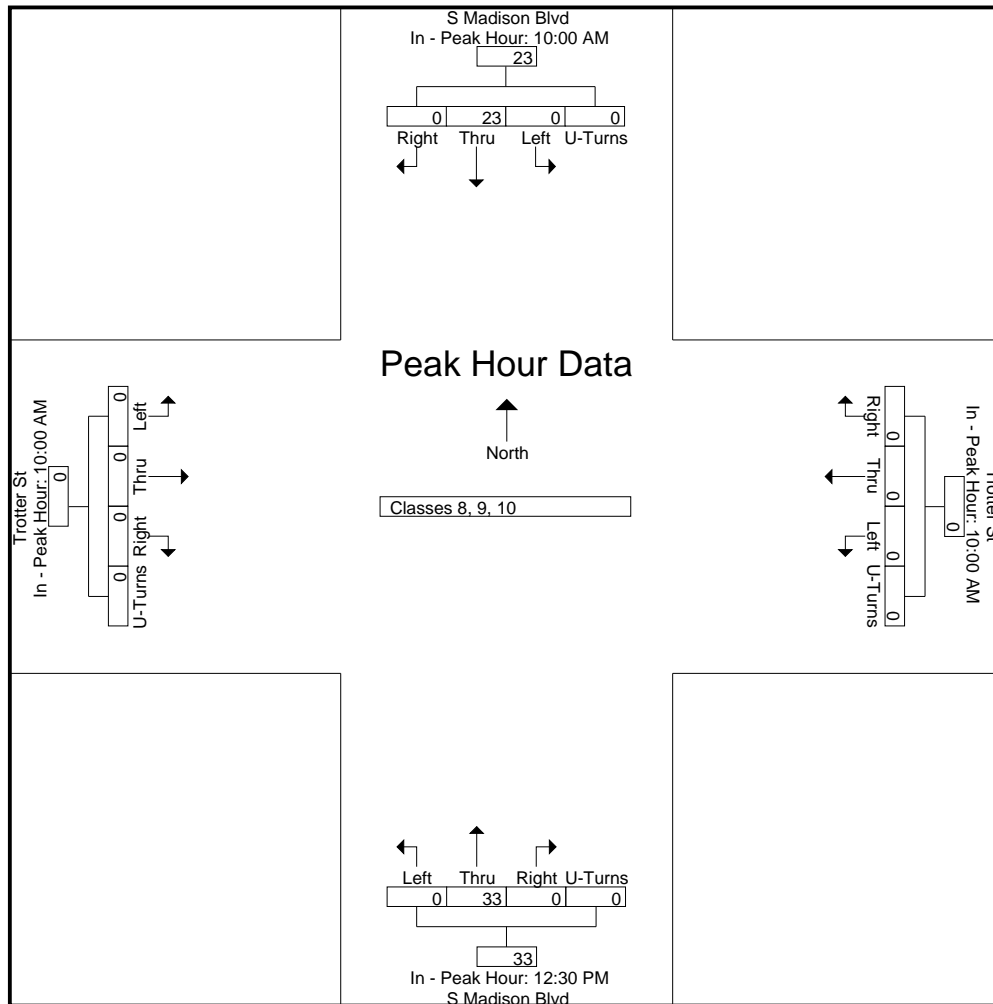
File Name : 14473007 - S Madison Blvd & Trotter St
Site Code : 14473007
Start Date : 8/30/2017
Page No : 6

Start Time	S Madison Blvd Southbound					Trotter St Westbound					S Madison Blvd Northbound					Trotter St Eastbound					Int. Total
	Right	Thru	Left	U-Turns	App. Total	Right	Thru	Left	U-Turns	App. Total	Right	Thru	Left	U-Turns	App. Total	Right	Thru	Left	U-Turns	App. Total	

Peak Hour Analysis From 10:00 AM to 02:45 PM - Peak 1 of 1

Peak Hour for Each Approach Begins at:

	10:00 AM					10:00 AM					12:30 PM					10:00 AM				
+0 mins.	0	6	0	0	6	0	0	0	0	0	0	6	0	0	6	0	0	0	0	0
+15 mins.	0	8	0	0	8	0	0	0	0	0	0	14	0	0	14	0	0	0	0	0
+30 mins.	0	5	0	0	5	0	0	0	0	0	0	5	0	0	5	0	0	0	0	0
+45 mins.	0	4	0	0	4	0	0	0	0	0	0	8	0	0	8	0	0	0	0	0
Total Volume	0	23	0	0	23	0	0	0	0	0	0	33	0	0	33	0	0	0	0	0
% App. Total	0	100	0	0		0	0	0	0		0	100	0	0		0	0	0	0	
PHF	.000	.719	.000	.000	.719	.000	.000	.000	.000	.000	.000	.589	.000	.000	.589	.000	.000	.000	.000	.000



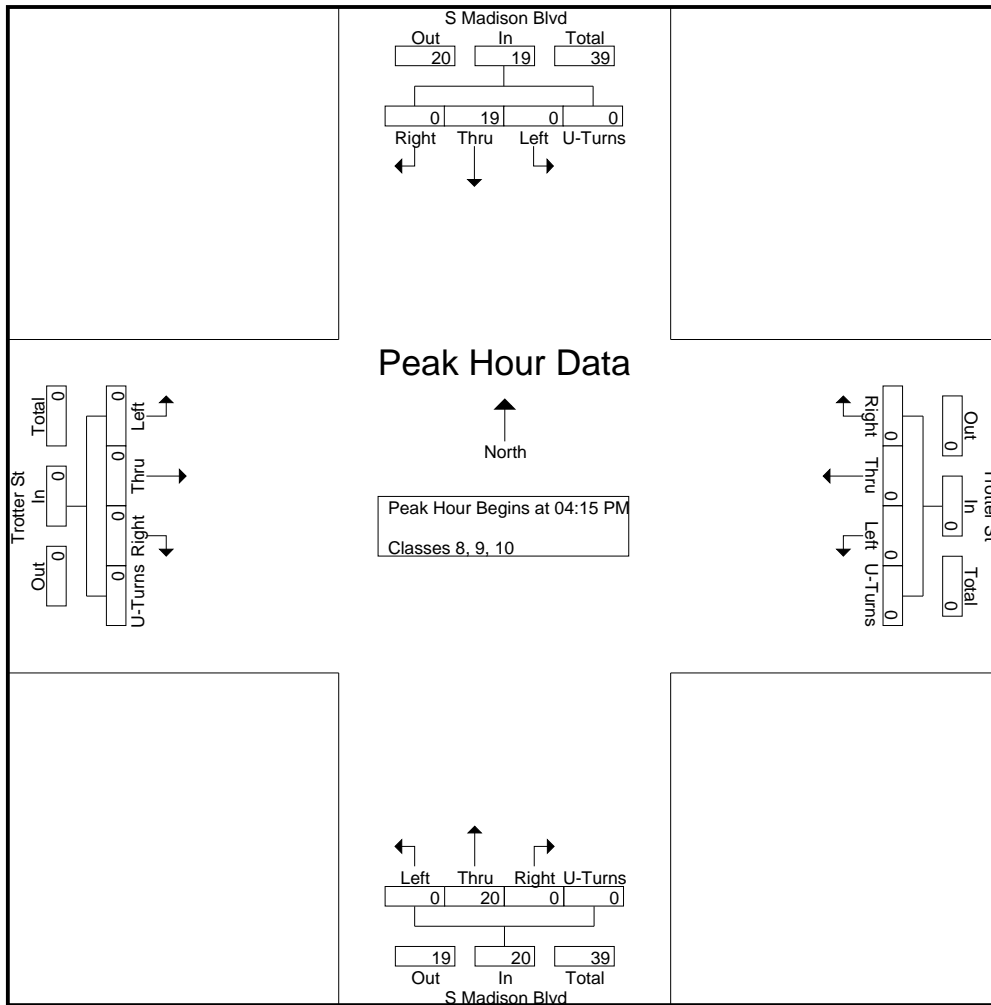
Quality Counts, LLC

920 Blairhill Rd, STE B106
Charlotte, NC 28217

File Name : 14473007 - S Madison Blvd & Trotter St
Site Code : 14473007
Start Date : 8/30/2017
Page No : 7

Start Time	S Madison Blvd Southbound					Trotter St Westbound					S Madison Blvd Northbound					Trotter St Eastbound					Int. Total
	Right	Thru	Left	U-Turns	App. Total	Right	Thru	Left	U-Turns	App. Total	Right	Thru	Left	U-Turns	App. Total	Right	Thru	Left	U-Turns	App. Total	
04:15 PM	0	2	0	0	2	0	0	0	0	0	0	8	0	0	8	0	0	0	0	0	10
04:30 PM	0	5	0	0	5	0	0	0	0	0	0	5	0	0	5	0	0	0	0	0	10
04:45 PM	0	5	0	0	5	0	0	0	0	0	0	3	0	0	3	0	0	0	0	0	8
05:00 PM	0	7	0	0	7	0	0	0	0	0	0	4	0	0	4	0	0	0	0	0	11
Total Volume	0	19	0	0	19	0	0	0	0	0	0	20	0	0	20	0	0	0	0	0	39
% App. Total	0	100	0	0		0	0	0	0		0	100	0	0		0	0	0	0		
PHF	.000	.679	.000	.000	.679	.000	.000	.000	.000	.000	.000	.625	.000	.000	.625	.000	.000	.000	.000	.000	.886

Peak Hour Analysis From 03:00 PM to 06:45 PM - Peak 1 of 1
Peak Hour for Entire Intersection Begins at 04:15 PM



Quality Counts, LLC

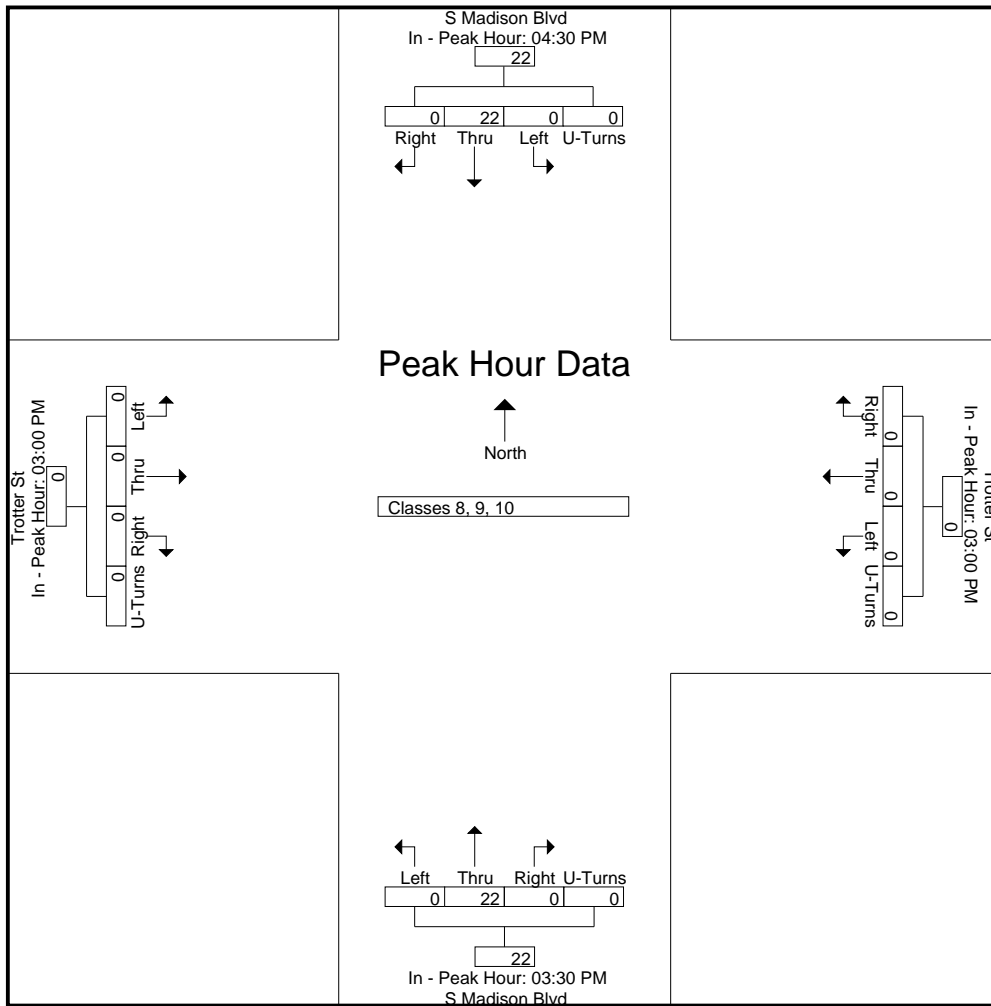
920 Blairhill Rd, STE B106
Charlotte, NC 28217

File Name : 14473007 - S Madison Blvd & Trotter St
Site Code : 14473007
Start Date : 8/30/2017
Page No : 8

Start Time	S Madison Blvd Southbound					Trotter St Westbound					S Madison Blvd Northbound					Trotter St Eastbound					Int. Total
	Right	Thru	Left	U-Turns	App. Total	Right	Thru	Left	U-Turns	App. Total	Right	Thru	Left	U-Turns	App. Total	Right	Thru	Left	U-Turns	App. Total	

Peak Hour Analysis From 03:00 PM to 06:45 PM - Peak 1 of 1
Peak Hour for Each Approach Begins at:

	04:30 PM					03:00 PM					03:30 PM					03:00 PM				
+0 mins.	0	5	0	0	5	0	0	0	0	0	0	8	0	0	8	0	0	0	0	0
+15 mins.	0	5	0	0	5	0	0	0	0	0	0	3	0	0	3	0	0	0	0	0
+30 mins.	0	7	0	0	7	0	0	0	0	0	0	3	0	0	3	0	0	0	0	0
+45 mins.	0	5	0	0	5	0	0	0	0	0	0	8	0	0	8	0	0	0	0	0
Total Volume	0	22	0	0	22	0	0	0	0	0	0	22	0	0	22	0	0	0	0	0
% App. Total	0	100	0	0	0	0	0	0	0	0	0	100	0	0	0	0	0	0	0	0
PHF	.000	.786	.000	.000	.786	.000	.000	.000	.000	.000	.000	.688	.000	.000	.688	.000	.000	.000	.000	.000



Quality Counts, LLC

920 Blairhill Rd, STE B106
Charlotte, NC 28217

File Name : 14473007 - S Madison Blvd & Trotter St

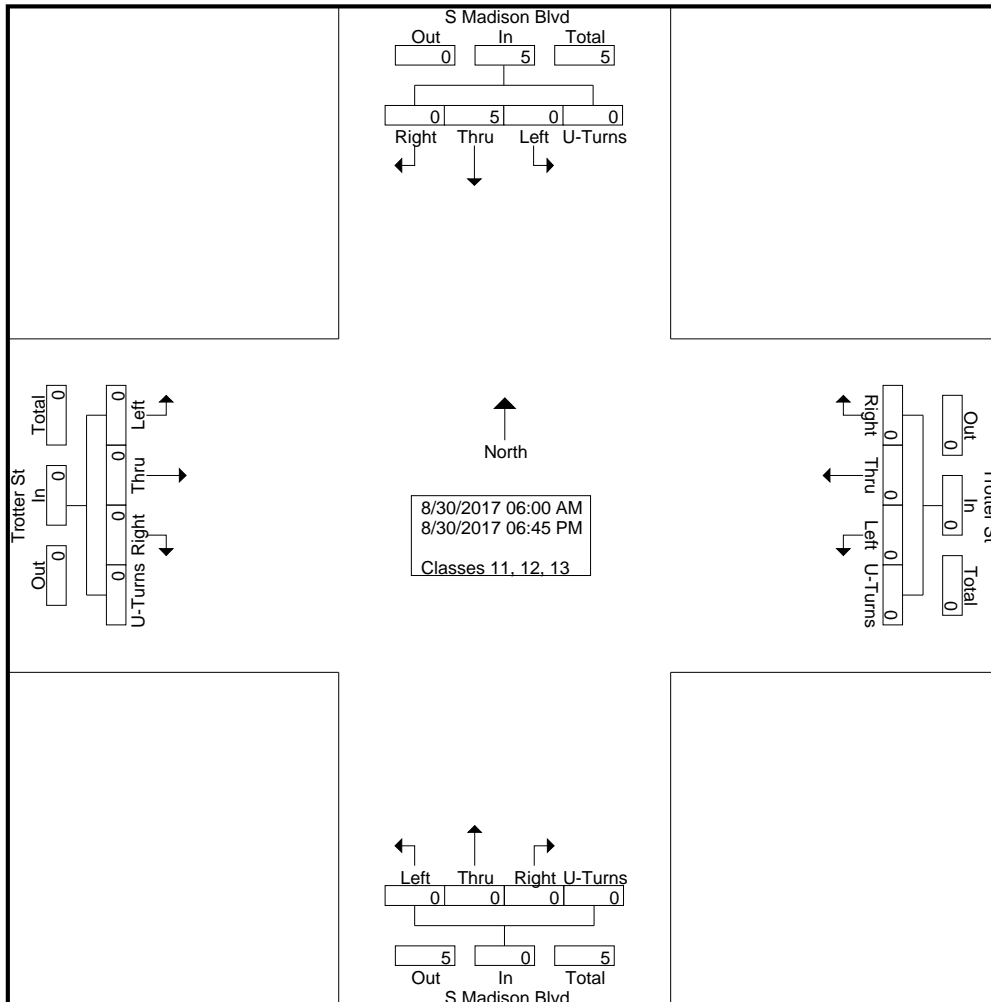
Site Code : 14473007

Start Date : 8/30/2017

Page No : 2

Groups Printed- Classes 11, 12, 13

Start Time	S Madison Blvd Southbound					Trotter St Westbound					S Madison Blvd Northbound					Trotter St Eastbound					Int. Total					
	Right	Thru	Left	U-Turns	App. Total	Right	Thru	Left	U-Turns	App. Total	Right	Thru	Left	U-Turns	App. Total	Right	Thru	Left	U-Turns	App. Total						
04:00 PM	0	0	0	0	0	0	0	0	0	0	0	0	0	0	0	0	0	0	0	0	0	0	0	0	0	0
04:15 PM	0	0	0	0	0	0	0	0	0	0	0	0	0	0	0	0	0	0	0	0	0	0	0	0	0	0
04:30 PM	0	0	0	0	0	0	0	0	0	0	0	0	0	0	0	0	0	0	0	0	0	0	0	0	0	0
04:45 PM	0	0	0	0	0	0	0	0	0	0	0	0	0	0	0	0	0	0	0	0	0	0	0	0	0	0
Total	0	0	0	0	0	0	0	0	0	0	0	0	0	0	0	0	0	0	0	0	0	0	0	0	0	0
05:00 PM	0	0	0	0	0	0	0	0	0	0	0	0	0	0	0	0	0	0	0	0	0	0	0	0	0	0
05:15 PM	0	0	0	0	0	0	0	0	0	0	0	0	0	0	0	0	0	0	0	0	0	0	0	0	0	0
05:30 PM	0	0	0	0	0	0	0	0	0	0	0	0	0	0	0	0	0	0	0	0	0	0	0	0	0	0
05:45 PM	0	0	0	0	0	0	0	0	0	0	0	0	0	0	0	0	0	0	0	0	0	0	0	0	0	0
Total	0	0	0	0	0	0	0	0	0	0	0	0	0	0	0	0	0	0	0	0	0	0	0	0	0	0
06:00 PM	0	0	0	0	0	0	0	0	0	0	0	0	0	0	0	0	0	0	0	0	0	0	0	0	0	0
06:15 PM	0	0	0	0	0	0	0	0	0	0	0	0	0	0	0	0	0	0	0	0	0	0	0	0	0	0
06:30 PM	0	0	0	0	0	0	0	0	0	0	0	0	0	0	0	0	0	0	0	0	0	0	0	0	0	0
06:45 PM	0	0	0	0	0	0	0	0	0	0	0	0	0	0	0	0	0	0	0	0	0	0	0	0	0	0
Total	0	0	0	0	0	0	0	0	0	0	0	0	0	0	0	0	0	0	0	0	0	0	0	0	0	0
Grand Total	0	5	0	0	5	0	0	0	0	0	0	0	0	0	0	0	0	0	0	0	0	0	0	0	0	5
Apprch %	0	100	0	0		0	0	0	0		0	0	0	0		0	0	0	0		0	0	0	0		
Total %	0	100	0	0	100	0	0	0	0		0	0	0	0		0	0	0	0		0	0	0	0		

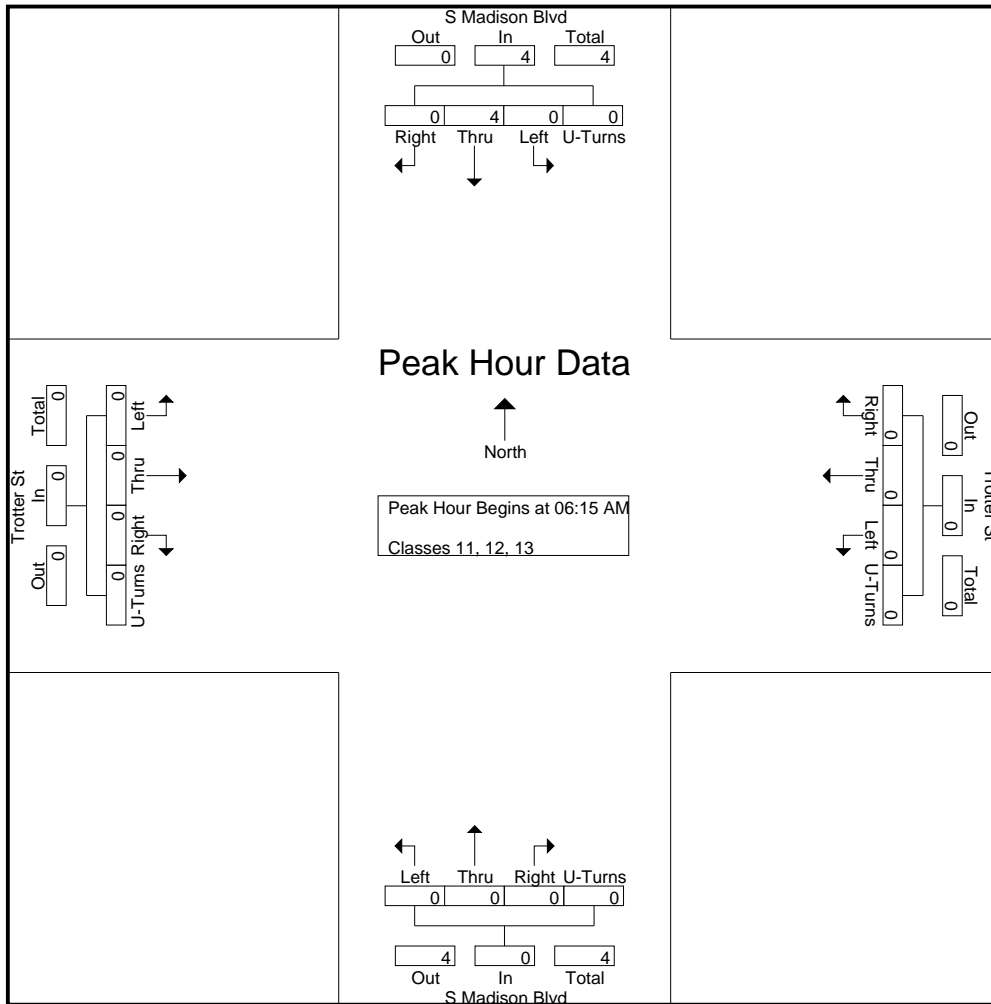


Quality Counts, LLC

920 Blairhill Rd, STE B106
Charlotte, NC 28217

File Name : 14473007 - S Madison Blvd & Trotter St
Site Code : 14473007
Start Date : 8/30/2017
Page No : 3

Start Time	S Madison Blvd Southbound					Trotter St Westbound					S Madison Blvd Northbound					Trotter St Eastbound					Int. Total	
	Right	Thru	Left	U-Turns	App. Total	Right	Thru	Left	U-Turns	App. Total	Right	Thru	Left	U-Turns	App. Total	Right	Thru	Left	U-Turns	App. Total		
Peak Hour Analysis From 06:00 AM to 09:45 AM - Peak 1 of 1																						
Peak Hour for Entire Intersection Begins at 06:15 AM																						
06:15 AM	0	1	0	0	1	0	0	0	0	0	0	0	0	0	0	0	0	0	0	0	0	1
06:30 AM	0	1	0	0	1	0	0	0	0	0	0	0	0	0	0	0	0	0	0	0	0	1
06:45 AM	0	1	0	0	1	0	0	0	0	0	0	0	0	0	0	0	0	0	0	0	0	1
07:00 AM	0	1	0	0	1	0	0	0	0	0	0	0	0	0	0	0	0	0	0	0	0	1
Total Volume	0	4	0	0	4	0	0	0	0	0	0	0	0	0	0	0	0	0	0	0	0	4
% App. Total	0	100	0	0	1.00	0	0	0	0	0.00	0	0	0	0	0.00	0	0	0	0	0.00	0	100
PHF	.000	1.00	.000	.000	1.00	.000	.000	.000	.000	.000	.000	.000	.000	.000	.000	.000	.000	.000	.000	.000	.000	1.00



Quality Counts, LLC

920 Blairhill Rd, STE B106
Charlotte, NC 28217

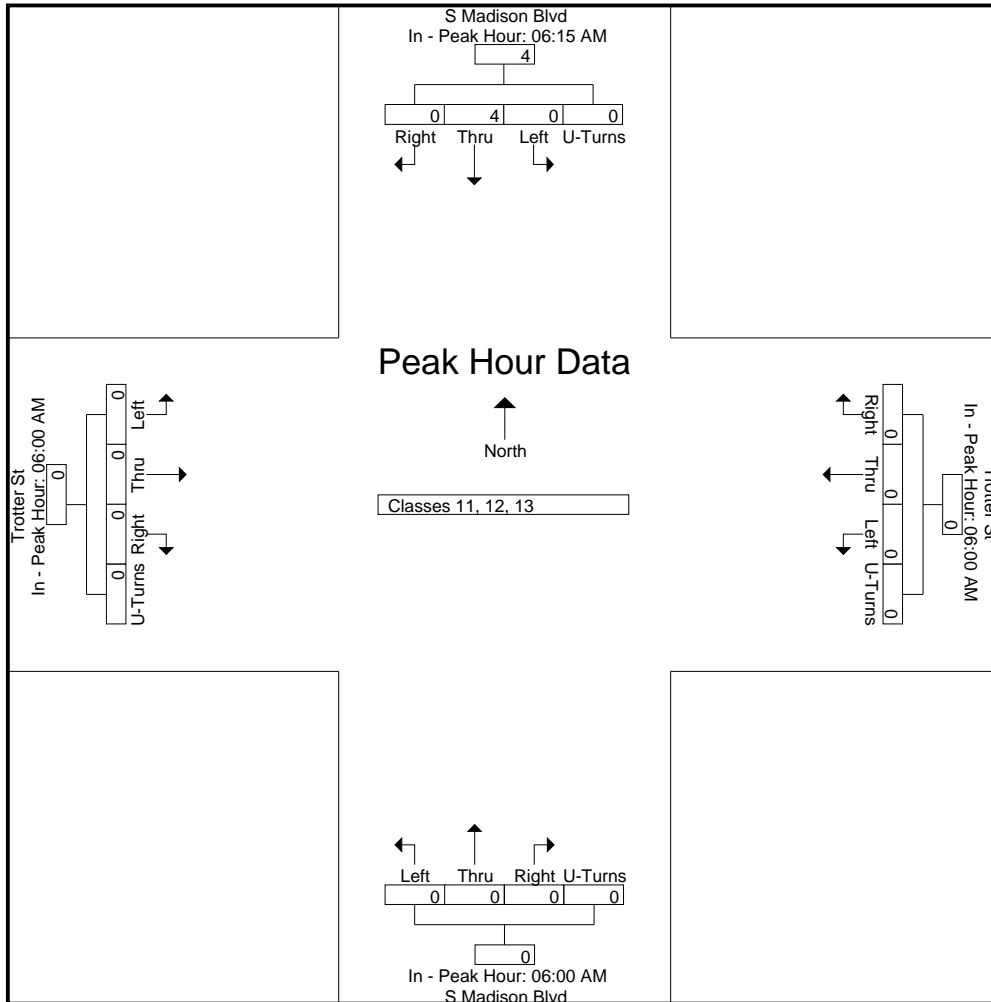
File Name : 14473007 - S Madison Blvd & Trotter St
Site Code : 14473007
Start Date : 8/30/2017
Page No : 4

Start Time	S Madison Blvd Southbound					Trotter St Westbound					S Madison Blvd Northbound					Trotter St Eastbound					Int. Total
	Right	Thru	Left	U-Turns	App. Total	Right	Thru	Left	U-Turns	App. Total	Right	Thru	Left	U-Turns	App. Total	Right	Thru	Left	U-Turns	App. Total	

Peak Hour Analysis From 06:00 AM to 09:45 AM - Peak 1 of 1

Peak Hour for Each Approach Begins at:

	06:15 AM					06:00 AM					06:00 AM					06:00 AM									
+0 mins.	0	1	0	0	1	0	0	0	0	0	0	0	0	0	0	0	0	0	0	0	0	0	0	0	0
+15 mins.	0	1	0	0	1	0	0	0	0	0	0	0	0	0	0	0	0	0	0	0	0	0	0	0	0
+30 mins.	0	1	0	0	1	0	0	0	0	0	0	0	0	0	0	0	0	0	0	0	0	0	0	0	0
+45 mins.	0	1	0	0	1	0	0	0	0	0	0	0	0	0	0	0	0	0	0	0	0	0	0	0	0
Total Volume	0	4	0	0	4	0	0	0	0	0	0	0	0	0	0	0	0	0	0	0	0	0	0	0	0
% App. Total	0	100	0	0		0	0	0	0		0	0	0	0		0	0	0	0		0	0	0	0	
PHF	.000	1.000																							

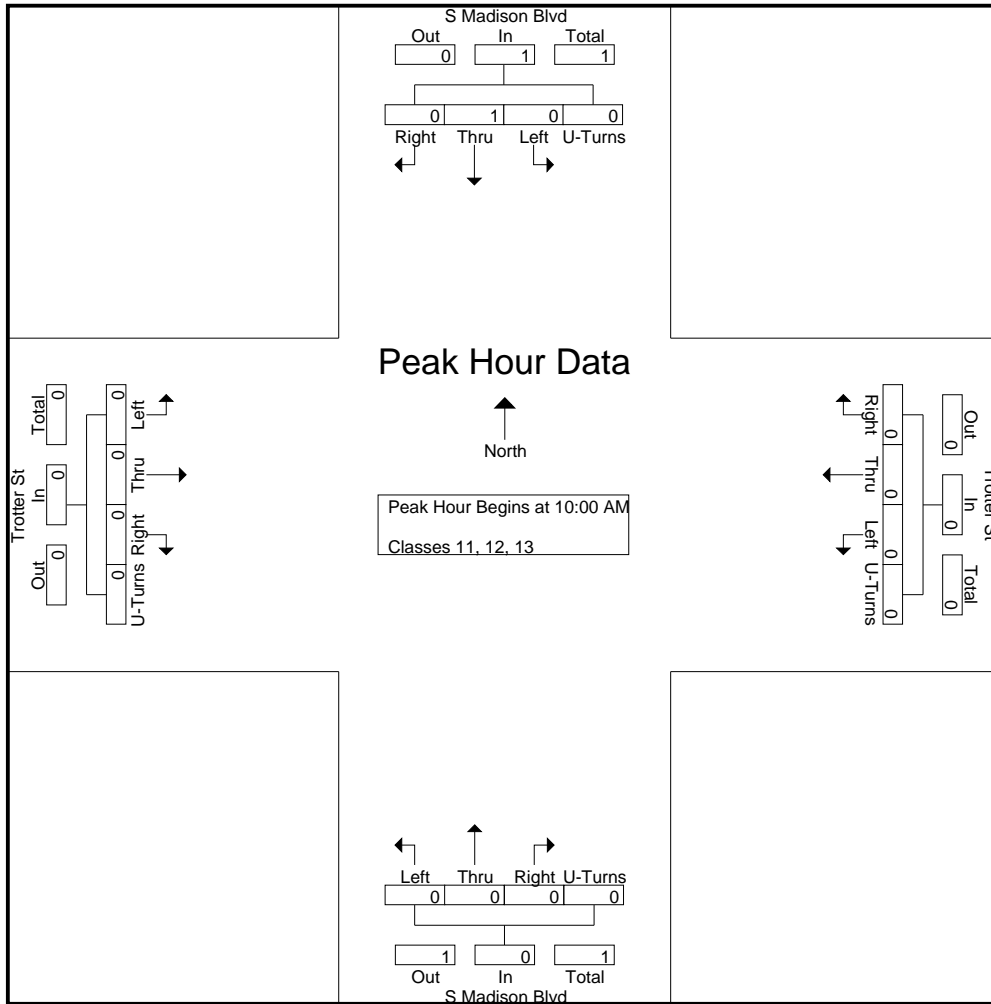


Quality Counts, LLC

920 Blairhill Rd, STE B106
Charlotte, NC 28217

File Name : 14473007 - S Madison Blvd & Trotter St
Site Code : 14473007
Start Date : 8/30/2017
Page No : 5

Start Time	S Madison Blvd Southbound					Trotter St Westbound					S Madison Blvd Northbound					Trotter St Eastbound					Int. Total	
	Right	Thru	Left	U-Turns	App. Total	Right	Thru	Left	U-Turns	App. Total	Right	Thru	Left	U-Turns	App. Total	Right	Thru	Left	U-Turns	App. Total		
Peak Hour Analysis From 10:00 AM to 02:45 PM - Peak 1 of 1																						
Peak Hour for Entire Intersection Begins at 10:00 AM																						
10:00 AM	0	0	0	0	0	0	0	0	0	0	0	0	0	0	0	0	0	0	0	0	0	0
10:15 AM	0	0	0	0	0	0	0	0	0	0	0	0	0	0	0	0	0	0	0	0	0	0
10:30 AM	0	0	0	0	0	0	0	0	0	0	0	0	0	0	0	0	0	0	0	0	0	0
10:45 AM	0	1	0	0	1	0	0	0	0	0	0	0	0	0	0	0	0	0	0	0	0	1
Total Volume	0	1	0	0	1	0	0	0	0	0	0	0	0	0	0	0	0	0	0	0	0	1
% App. Total	0	100	0	0		0	0	0	0		0	0	0	0		0	0	0	0		0	100
PHF	.000	.250	.000	.000	.250	.000	.000	.000	.000	.000	.000	.000	.000	.000	.000	.000	.000	.000	.000	.000	.000	.250



Quality Counts, LLC

920 Blairhill Rd, STE B106
Charlotte, NC 28217

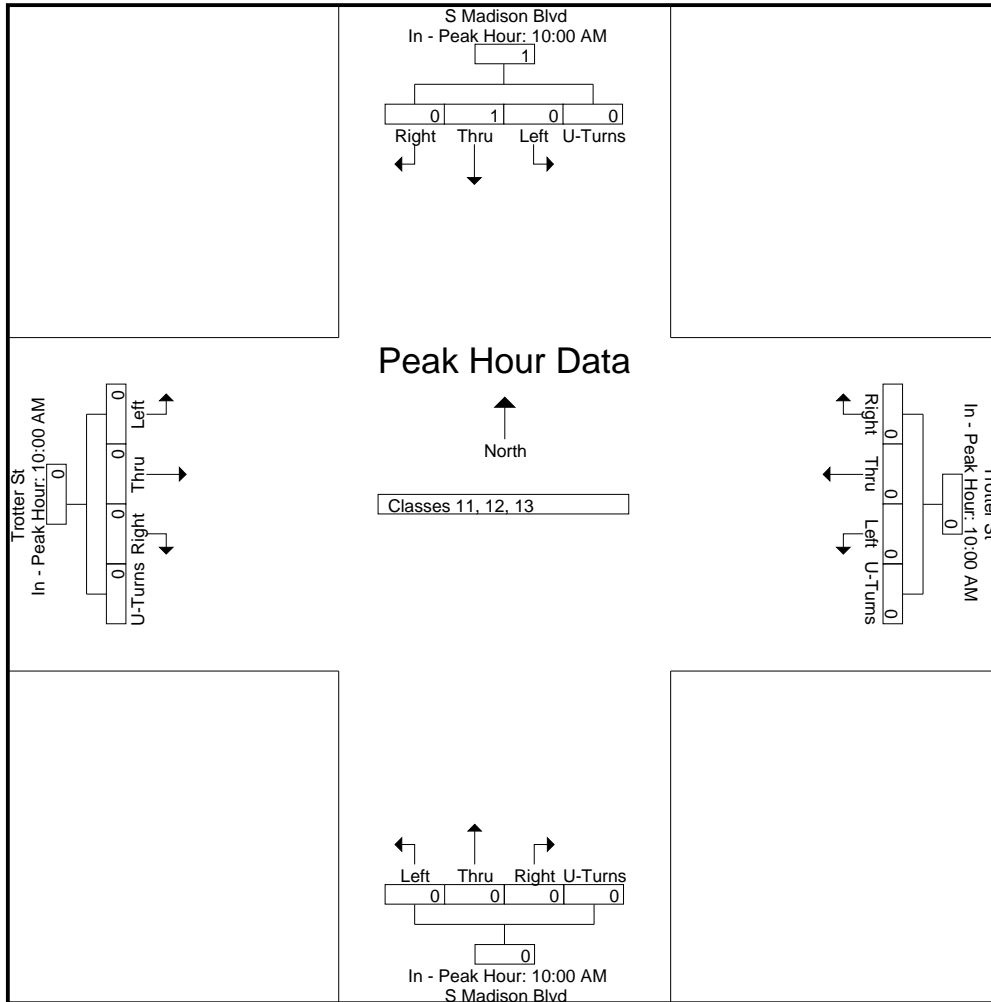
File Name : 14473007 - S Madison Blvd & Trotter St
Site Code : 14473007
Start Date : 8/30/2017
Page No : 6

Start Time	S Madison Blvd Southbound					Trotter St Westbound					S Madison Blvd Northbound					Trotter St Eastbound					Int. Total
	Right	Thru	Left	U-Turns	App. Total	Right	Thru	Left	U-Turns	App. Total	Right	Thru	Left	U-Turns	App. Total	Right	Thru	Left	U-Turns	App. Total	

Peak Hour Analysis From 10:00 AM to 02:45 PM - Peak 1 of 1

Peak Hour for Each Approach Begins at:

	10:00 AM					10:00 AM					10:00 AM					10:00 AM				
+0 mins.	0	0	0	0	0	0	0	0	0	0	0	0	0	0	0	0	0	0	0	0
+15 mins.	0	0	0	0	0	0	0	0	0	0	0	0	0	0	0	0	0	0	0	0
+30 mins.	0	0	0	0	0	0	0	0	0	0	0	0	0	0	0	0	0	0	0	0
+45 mins.	0	1	0	0	1	0	0	0	0	0	0	0	0	0	0	0	0	0	0	0
Total Volume	0	1	0	0	1	0	0	0	0	0	0	0	0	0	0	0	0	0	0	0
% App. Total	0	100	0	0		0	0	0	0		0	0	0	0		0	0	0	0	
PHF	.000	.250	.000	.000	.250	.000	.000	.000	.000	.000	.000	.000	.000	.000	.000	.000	.000	.000	.000	.000



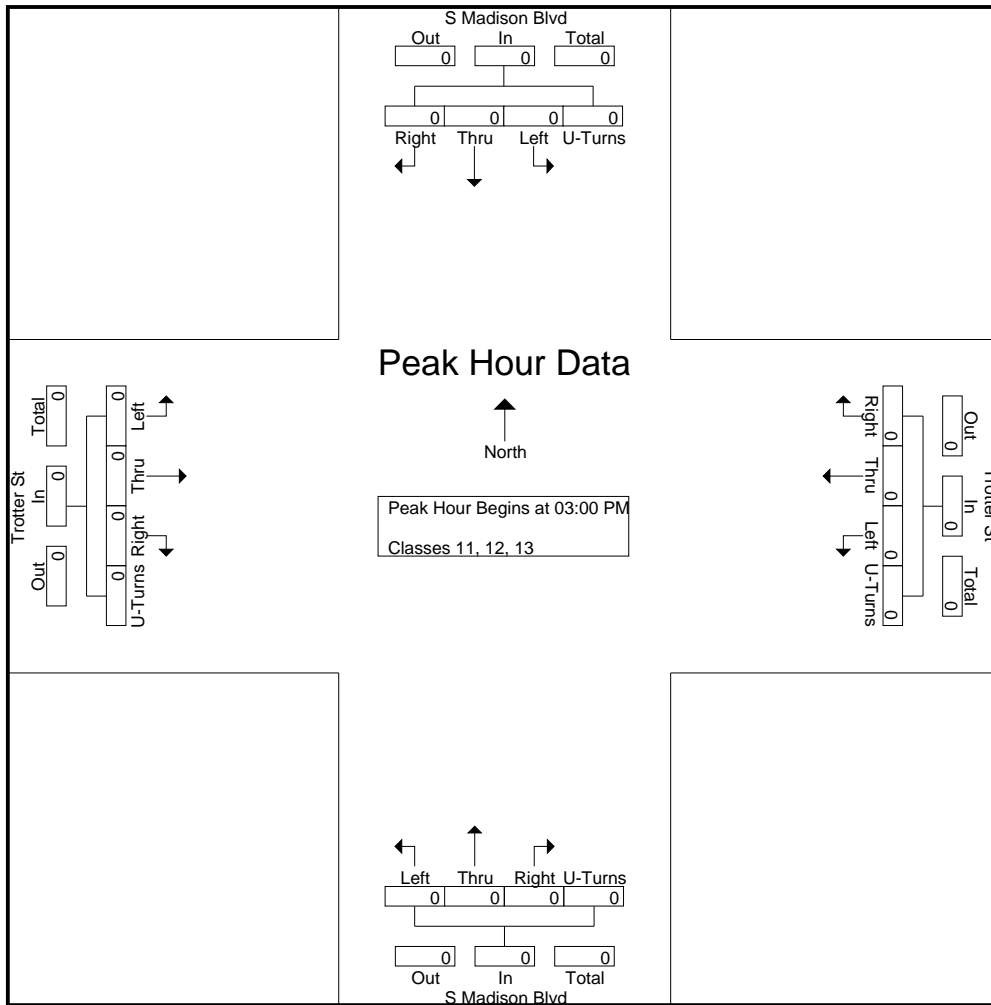
Quality Counts, LLC

920 Blairhill Rd, STE B106
Charlotte, NC 28217

File Name : 14473007 - S Madison Blvd & Trotter St
Site Code : 14473007
Start Date : 8/30/2017
Page No : 7

Start Time	S Madison Blvd Southbound					Trotter St Westbound					S Madison Blvd Northbound					Trotter St Eastbound					Int. Total				
	Right	Thru	Left	U-Turns	App. Total	Right	Thru	Left	U-Turns	App. Total	Right	Thru	Left	U-Turns	App. Total	Right	Thru	Left	U-Turns	App. Total					
03:00 PM	0	0	0	0	0	0	0	0	0	0	0	0	0	0	0	0	0	0	0	0	0	0	0	0	0
03:15 PM	0	0	0	0	0	0	0	0	0	0	0	0	0	0	0	0	0	0	0	0	0	0	0	0	0
03:30 PM	0	0	0	0	0	0	0	0	0	0	0	0	0	0	0	0	0	0	0	0	0	0	0	0	0
03:45 PM	0	0	0	0	0	0	0	0	0	0	0	0	0	0	0	0	0	0	0	0	0	0	0	0	0
Total Volume	0	0	0	0	0	0	0	0	0	0	0	0	0	0	0	0	0	0	0	0	0	0	0	0	0
% App. Total	0	0	0	0	0	0	0	0	0	0	0	0	0	0	0	0	0	0	0	0	0	0	0	0	0
PHF	.000	.000	.000	.000	.000	.000	.000	.000	.000	.000	.000	.000	.000	.000	.000	.000	.000	.000	.000	.000	.000	.000	.000	.000	.000

Peak Hour Analysis From 03:00 PM to 06:45 PM - Peak 1 of 1
Peak Hour for Entire Intersection Begins at 03:00 PM



Quality Counts, LLC

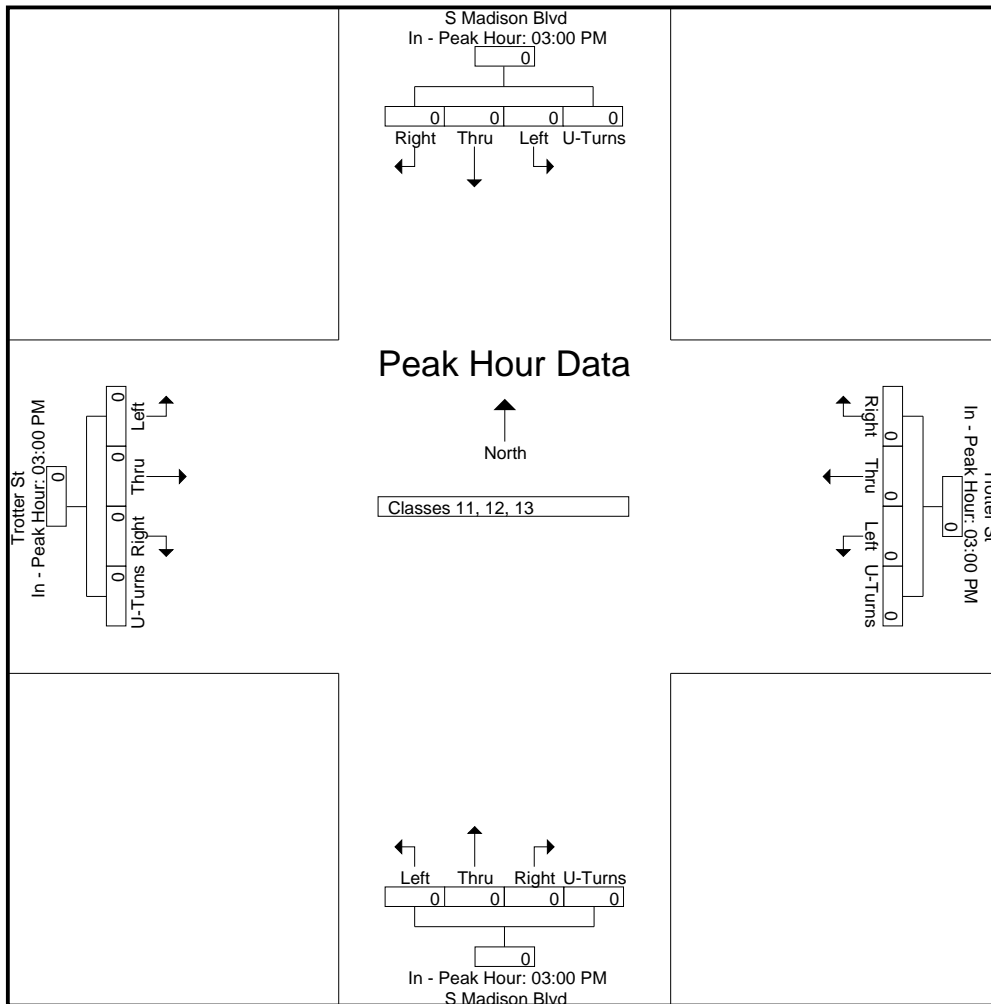
920 Blairhill Rd, STE B106
Charlotte, NC 28217

File Name : 14473007 - S Madison Blvd & Trotter St
Site Code : 14473007
Start Date : 8/30/2017
Page No : 8

Start Time	S Madison Blvd Southbound					Trotter St Westbound					S Madison Blvd Northbound					Trotter St Eastbound					Int. Total
	Right	Thru	Left	U-Turns	App. Total	Right	Thru	Left	U-Turns	App. Total	Right	Thru	Left	U-Turns	App. Total	Right	Thru	Left	U-Turns	App. Total	

Peak Hour Analysis From 03:00 PM to 06:45 PM - Peak 1 of 1
Peak Hour for Each Approach Begins at:

	03:00 PM					03:00 PM					03:00 PM					03:00 PM									
+0 mins.	0	0	0	0	0	0	0	0	0	0	0	0	0	0	0	0	0	0	0	0	0	0	0	0	0
+15 mins.	0	0	0	0	0	0	0	0	0	0	0	0	0	0	0	0	0	0	0	0	0	0	0	0	0
+30 mins.	0	0	0	0	0	0	0	0	0	0	0	0	0	0	0	0	0	0	0	0	0	0	0	0	0
+45 mins.	0	0	0	0	0	0	0	0	0	0	0	0	0	0	0	0	0	0	0	0	0	0	0	0	0
Total Volume	0	0	0	0	0	0	0	0	0	0	0	0	0	0	0	0	0	0	0	0	0	0	0	0	0
% App. Total	0	0	0	0	0	0	0	0	0	0	0	0	0	0	0	0	0	0	0	0	0	0	0	0	0
PHF	.000	.000	.000	.000	.000	.000	.000	.000	.000	.000	.000	.000	.000	.000	.000	.000	.000	.000	.000	.000	.000	.000	.000	.000	.000



Quality Counts, LLC

920 Blairhill Rd, STE B106
Charlotte, NC 28217

File Name : 14473007 - S Madison Blvd & Trotter St

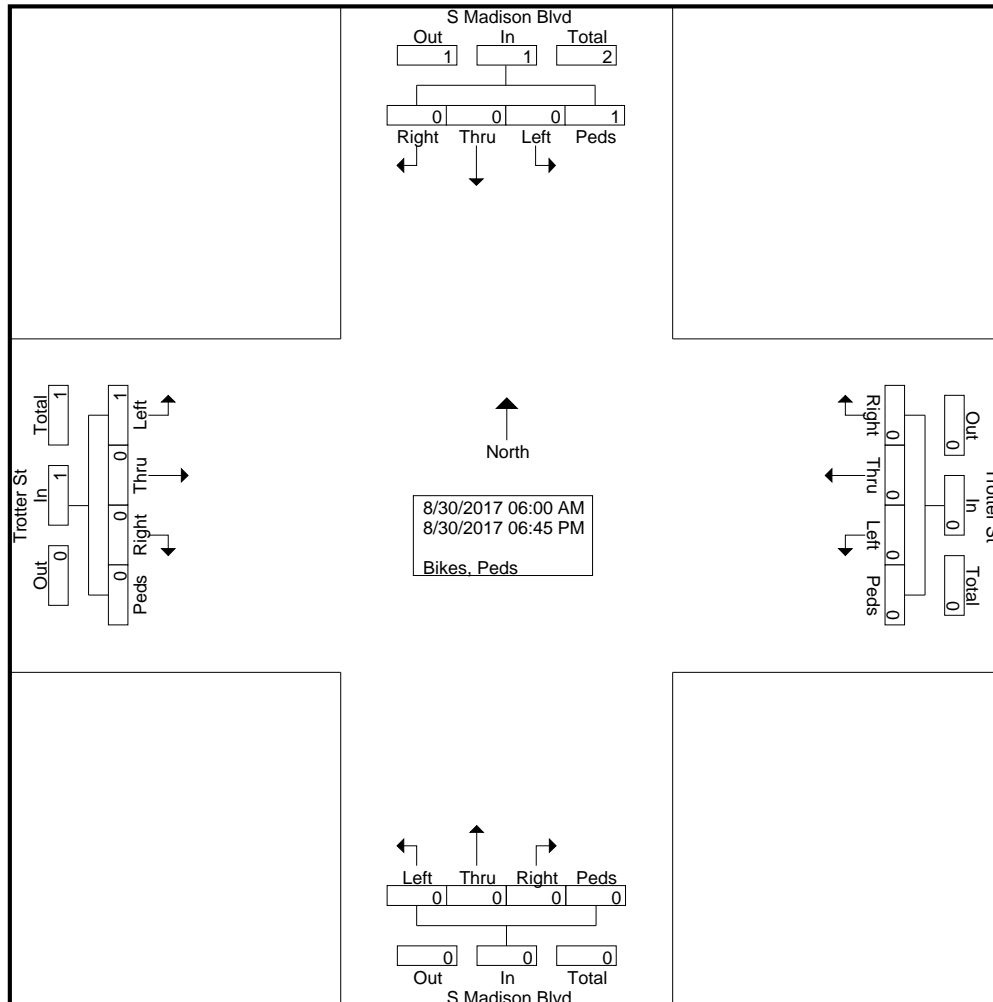
Site Code : 14473007

Start Date : 8/30/2017

Page No : 2

Groups Printed- Bikes, Peds

Start Time	S Madison Blvd Southbound					Trotter St Westbound					S Madison Blvd Northbound					Trotter St Eastbound					Int. Total					
	Right	Thru	Left	Peds	App. Total	Right	Thru	Left	Peds	App. Total	Right	Thru	Left	Peds	App. Total	Right	Thru	Left	Peds	App. Total						
04:00 PM	0	0	0	0	0	0	0	0	0	0	0	0	0	0	0	0	0	0	0	0	0	0	0	0	0	0
04:15 PM	0	0	0	0	0	0	0	0	0	0	0	0	0	0	0	0	0	0	0	0	0	0	0	0	0	0
04:30 PM	0	0	0	0	0	0	0	0	0	0	0	0	0	0	0	0	0	0	0	0	0	0	0	0	0	0
04:45 PM	0	0	0	0	0	0	0	0	0	0	0	0	0	0	0	0	0	0	0	0	0	0	0	0	0	0
Total	0	0	0	0	0	0	0	0	0	0	0	0	0	0	0	0	0	0	0	0	0	0	0	0	0	0
05:00 PM	0	0	0	0	0	0	0	0	0	0	0	0	0	0	0	0	0	0	0	0	0	0	0	0	0	0
05:15 PM	0	0	0	0	0	0	0	0	0	0	0	0	0	0	0	0	0	0	0	0	0	0	0	0	0	0
05:30 PM	0	0	0	0	0	0	0	0	0	0	0	0	0	0	0	0	0	0	0	0	0	0	0	0	0	0
05:45 PM	0	0	0	0	0	0	0	0	0	0	0	0	0	0	0	0	0	0	0	0	0	0	0	0	0	0
Total	0	0	0	0	0	0	0	0	0	0	0	0	0	0	0	0	0	0	0	0	0	0	0	0	0	0
06:00 PM	0	0	0	0	0	0	0	0	0	0	0	0	0	0	0	0	0	0	0	0	0	0	0	0	0	0
06:15 PM	0	0	0	0	0	0	0	0	0	0	0	0	0	0	0	0	0	0	0	0	0	0	0	0	0	0
06:30 PM	0	0	0	0	0	0	0	0	0	0	0	0	0	0	0	0	0	1	0	1	0	0	1	0	1	1
06:45 PM	0	0	0	0	0	0	0	0	0	0	0	0	0	0	0	0	0	0	0	0	0	0	0	0	0	0
Total	0	0	0	0	0	0	0	0	0	0	0	0	0	0	0	0	0	1	0	1	0	0	1	0	1	1
Grand Total	0	0	0	1	1	0	0	0	0	0	0	0	0	0	0	0	0	1	0	1	0	0	1	0	1	2
Apprch %	0	0	0	100		0	0	0	0		0	0	0	0		0	0	100	0		0	0	50	0		
Total %	0	0	0	50	50	0	0	0	0	0	0	0	0	0	0	0	0	50	0	50	0	0	50	0	50	

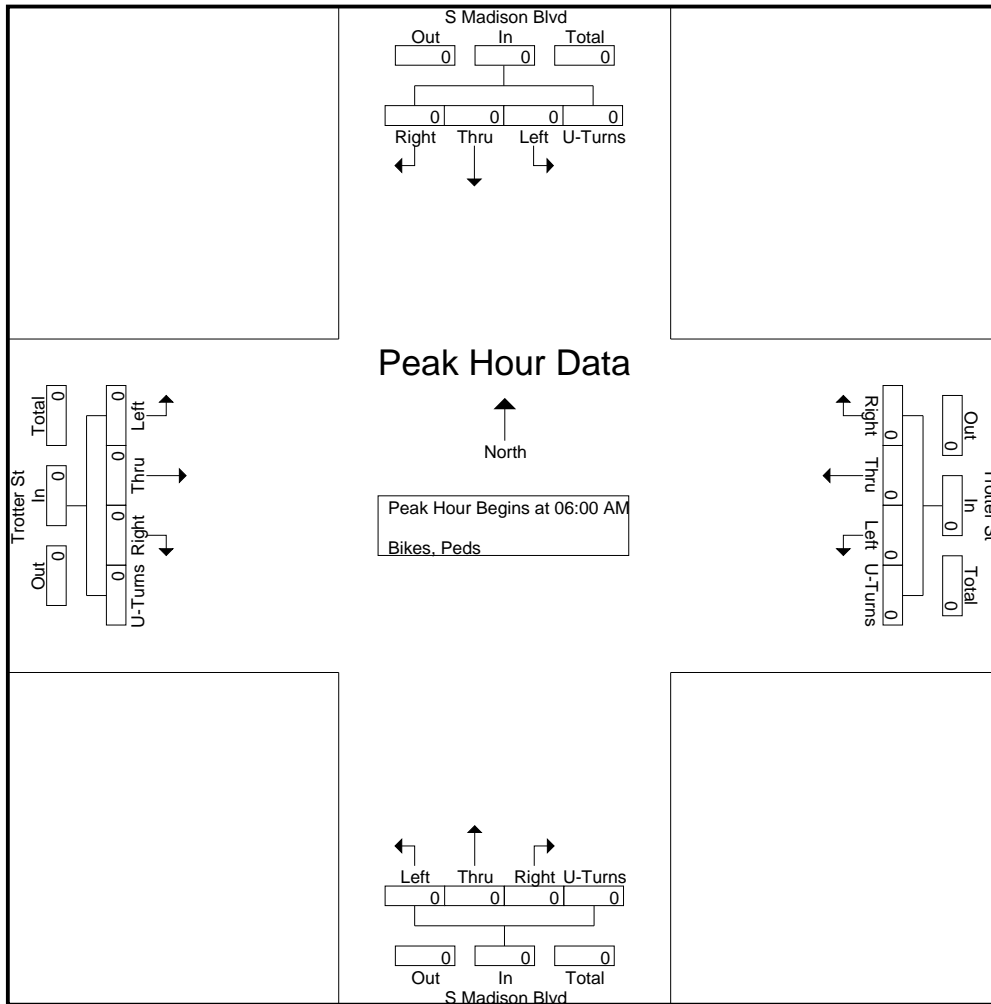


Quality Counts, LLC

920 Blairhill Rd, STE B106
Charlotte, NC 28217

File Name : 14473007 - S Madison Blvd & Trotter St
Site Code : 14473007
Start Date : 8/30/2017
Page No : 3

Start Time	S Madison Blvd Southbound					Trotter St Westbound					S Madison Blvd Northbound					Trotter St Eastbound					Int. Total	
	Right	Thru	Left	Peds	App. Total	Right	Thru	Left	Peds	App. Total	Right	Thru	Left	Peds	App. Total	Right	Thru	Left	Peds	App. Total		
Peak Hour Analysis From 06:00 AM to 09:45 AM - Peak 1 of 1																						
Peak Hour for Entire Intersection Begins at 06:00 AM																						
06:00 AM	0	0	0	0	0	0	0	0	0	0	0	0	0	0	0	0	0	0	0	0	0	0
06:15 AM	0	0	0	0	0	0	0	0	0	0	0	0	0	0	0	0	0	0	0	0	0	0
06:30 AM	0	0	0	0	0	0	0	0	0	0	0	0	0	0	0	0	0	0	0	0	0	0
06:45 AM	0	0	0	0	0	0	0	0	0	0	0	0	0	0	0	0	0	0	0	0	0	0
Total Volume	0	0	0	0	0	0	0	0	0	0	0	0	0	0	0	0	0	0	0	0	0	0
% App. Total	0	0	0	0	0	0	0	0	0	0	0	0	0	0	0	0	0	0	0	0	0	0
PHF	.000	.000	.000	.000	.000	.000	.000	.000	.000	.000	.000	.000	.000	.000	.000	.000	.000	.000	.000	.000	.000	.000

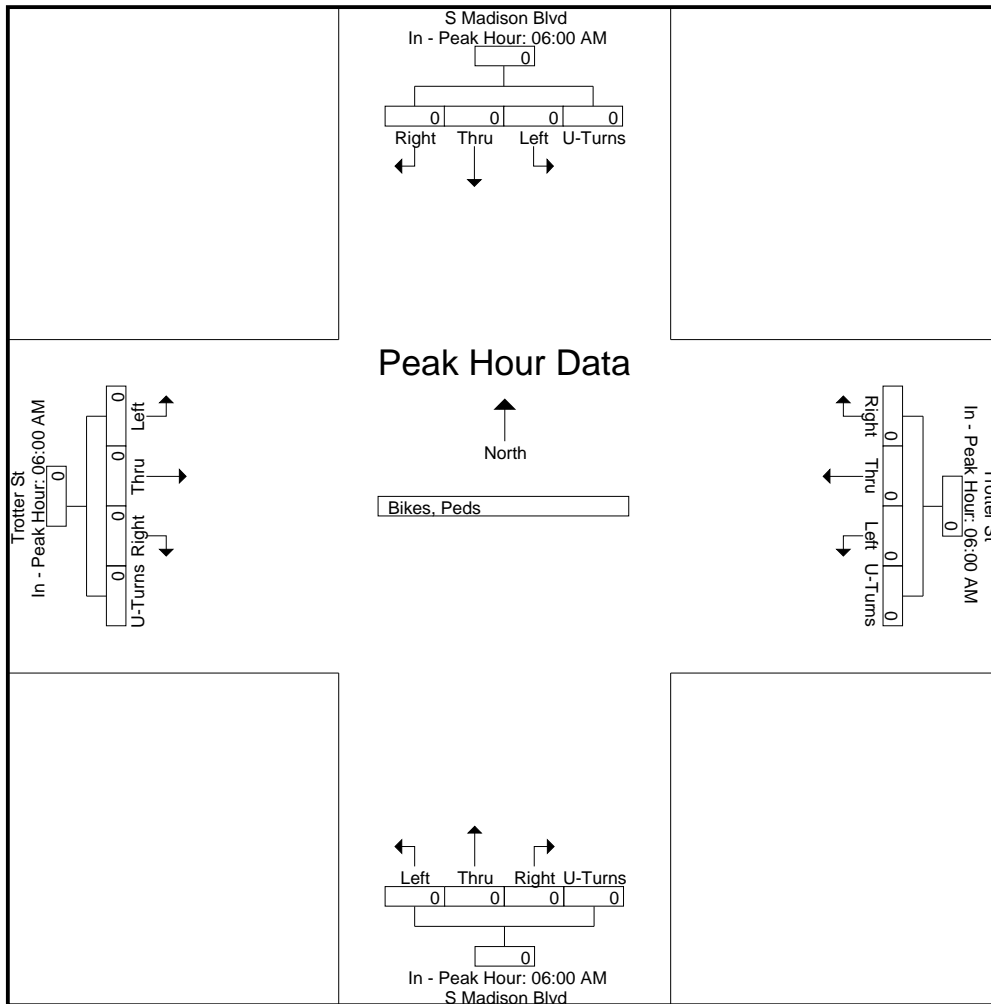


Quality Counts, LLC

920 Blairhill Rd, STE B106
Charlotte, NC 28217

File Name : 14473007 - S Madison Blvd & Trotter St
Site Code : 14473007
Start Date : 8/30/2017
Page No : 4

Start Time	S Madison Blvd Southbound					Trotter St Westbound					S Madison Blvd Northbound					Trotter St Eastbound					Int. Total				
	Right	Thru	Left	Peds	App. Total	Right	Thru	Left	Peds	App. Total	Right	Thru	Left	Peds	App. Total	Right	Thru	Left	Peds	App. Total					
Peak Hour Analysis From 06:00 AM to 09:45 AM - Peak 1 of 1																									
Peak Hour for Each Approach Begins at:																									
	06:00 AM					06:00 AM					06:00 AM					06:00 AM									
+0 mins.	0	0	0	0	0	0	0	0	0	0	0	0	0	0	0	0	0	0	0	0	0	0	0	0	0
+15 mins.	0	0	0	0	0	0	0	0	0	0	0	0	0	0	0	0	0	0	0	0	0	0	0	0	0
+30 mins.	0	0	0	0	0	0	0	0	0	0	0	0	0	0	0	0	0	0	0	0	0	0	0	0	0
+45 mins.	0	0	0	0	0	0	0	0	0	0	0	0	0	0	0	0	0	0	0	0	0	0	0	0	0
Total Volume	0	0	0	0	0	0	0	0	0	0	0	0	0	0	0	0	0	0	0	0	0	0	0	0	0
% App. Total	0	0	0	0	0	0	0	0	0	0	0	0	0	0	0	0	0	0	0	0	0	0	0	0	0
PHF	.000	.000	.000	.000	.000	.000	.000	.000	.000	.000	.000	.000	.000	.000	.000	.000	.000	.000	.000	.000	.000	.000	.000	.000	.000

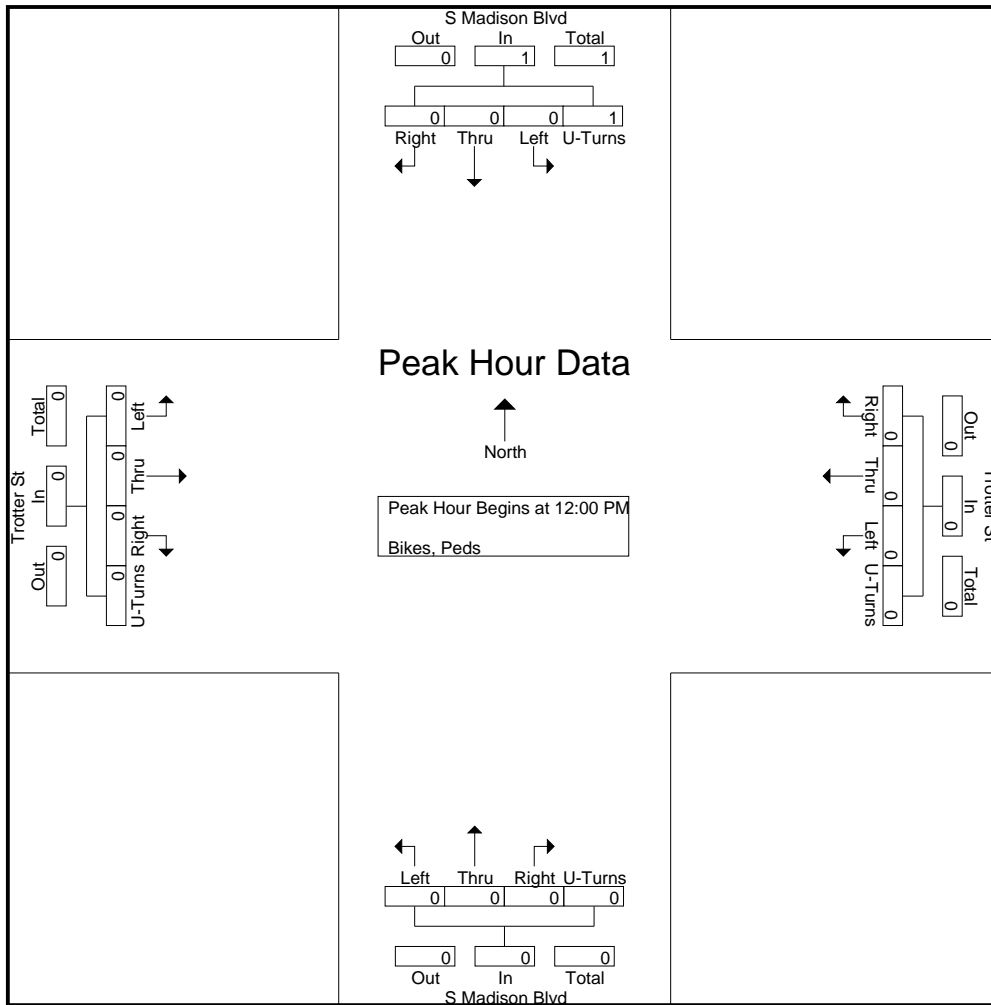


Quality Counts, LLC

920 Blairhill Rd, STE B106
Charlotte, NC 28217

File Name : 14473007 - S Madison Blvd & Trotter St
Site Code : 14473007
Start Date : 8/30/2017
Page No : 5

Start Time	S Madison Blvd Southbound					Trotter St Westbound					S Madison Blvd Northbound					Trotter St Eastbound					Int. Total	
	Rig ht	Thr u	Left	Ped s	App. Total	Rig ht	Thr u	Left	Ped s	App. Total	Right	Thr u	Left	Peds	App. Total	Right	Thr u	Left	Peds	App. Total		
Peak Hour Analysis From 10:00 AM to 02:45 PM - Peak 1 of 1																						
Peak Hour for Entire Intersection Begins at 12:00 PM																						
12:00 PM	0	0	0	0	0	0	0	0	0	0	0	0	0	0	0	0	0	0	0	0	0	0
12:15 PM	0	0	0	0	0	0	0	0	0	0	0	0	0	0	0	0	0	0	0	0	0	0
12:30 PM	0	0	0	0	0	0	0	0	0	0	0	0	0	0	0	0	0	0	0	0	0	0
12:45 PM	0	0	0	1	1	0	0	0	0	0	0	0	0	0	0	0	0	0	0	0	0	1
Total Volume	0	0	0	1	1	0	0	0	0	0	0	0	0	0	0	0	0	0	0	0	0	1
% App. Total	0	0	0	100		0	0	0	0		0	0	0	0		0	0	0	0		0	
PHF	.000	.000	.000	.250	.250	.000	.000	.000	.000	.000	.000	.000	.000	.000	.000	.000	.000	.000	.000	.000	.000	.250



Quality Counts, LLC

920 Blairhill Rd, STE B106
Charlotte, NC 28217

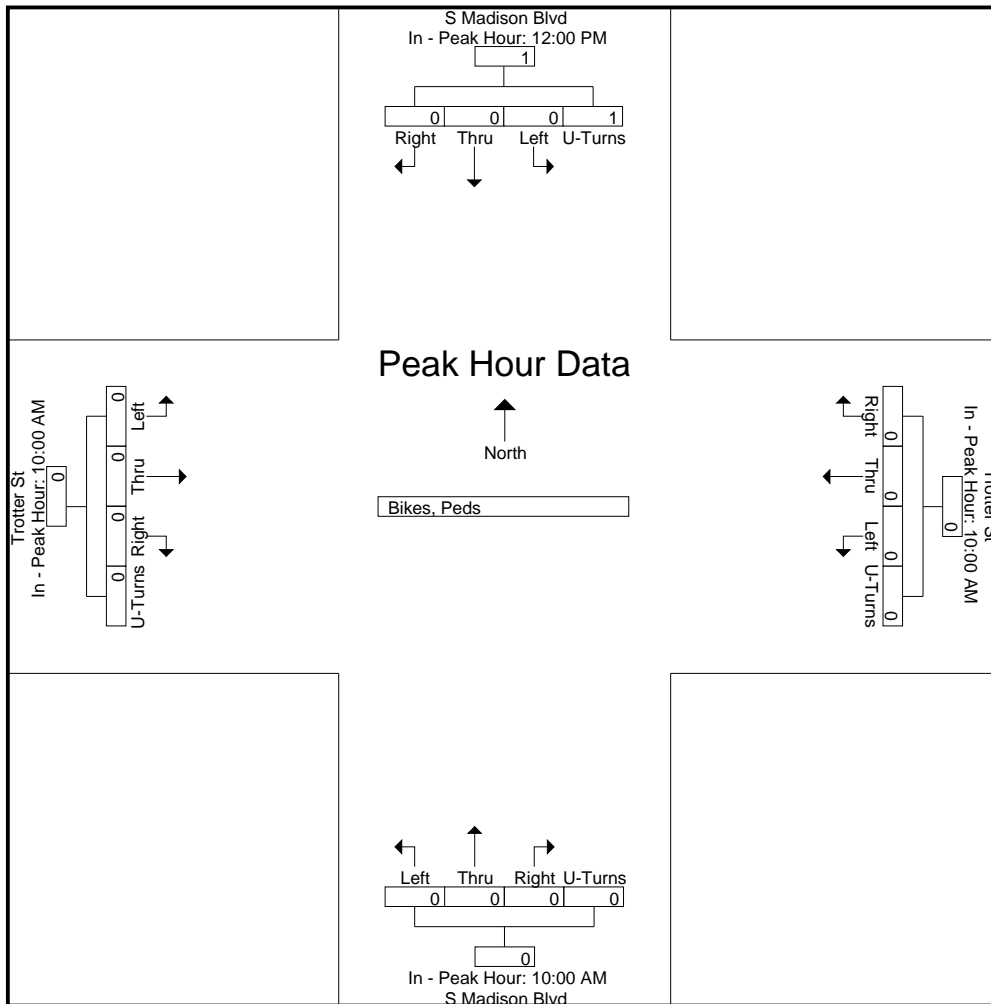
File Name : 14473007 - S Madison Blvd & Trotter St
Site Code : 14473007
Start Date : 8/30/2017
Page No : 6

Start Time	S Madison Blvd Southbound					Trotter St Westbound					S Madison Blvd Northbound					Trotter St Eastbound					Int. Total
	Rig ht	Thr u	Left	Ped s	App. Total	Rig ht	Thr u	Left	Ped s	App. Total	Right	Thr u	Left	Peds	App. Total	Right	Thr u	Left	Peds	App. Total	

Peak Hour Analysis From 10:00 AM to 02:45 PM - Peak 1 of 1

Peak Hour for Each Approach Begins at:

	12:00 PM					10:00 AM					10:00 AM					10:00 AM									
+0 mins.	0	0	0	0	0	0	0	0	0	0	0	0	0	0	0	0	0	0	0	0	0	0	0	0	0
+15 mins.	0	0	0	0	0	0	0	0	0	0	0	0	0	0	0	0	0	0	0	0	0	0	0	0	0
+30 mins.	0	0	0	0	0	0	0	0	0	0	0	0	0	0	0	0	0	0	0	0	0	0	0	0	0
+45 mins.	0	0	0	1	1	0	0	0	0	0	0	0	0	0	0	0	0	0	0	0	0	0	0	0	0
Total Volume	0	0	0	1	1	0	0	0	0	0	0	0	0	0	0	0	0	0	0	0	0	0	0	0	0
% App. Total	0	0	0	100		0	0	0	0		0	0	0	0		0	0	0	0		0	0	0	0	
PHF	.000	.000	.000	.250	.250	.000	.000	.000	.000	.000	.000	.000	.000	.000	.000	.000	.000	.000	.000	.000	.000	.000	.000	.000	.000



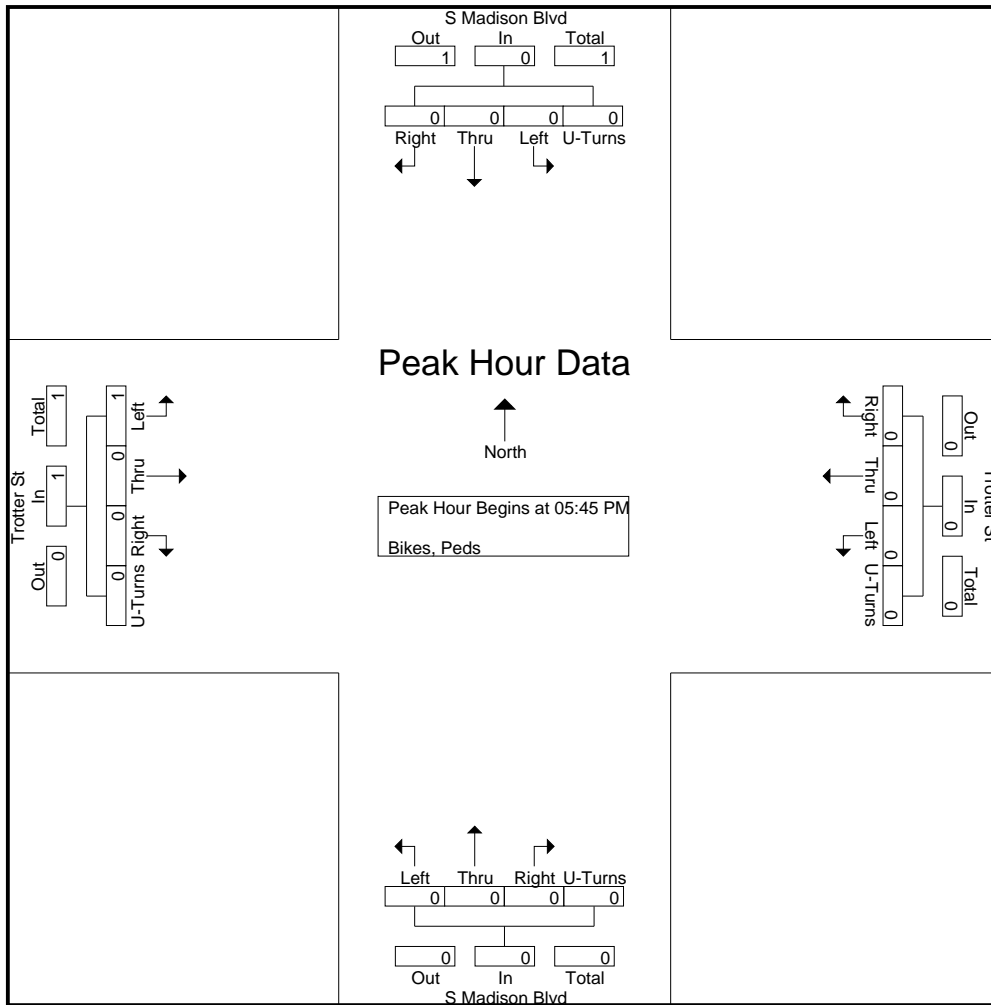
Quality Counts, LLC

920 Blairhill Rd, STE B106
Charlotte, NC 28217

File Name : 14473007 - S Madison Blvd & Trotter St
Site Code : 14473007
Start Date : 8/30/2017
Page No : 7

Start Time	S Madison Blvd Southbound					Trotter St Westbound					S Madison Blvd Northbound					Trotter St Eastbound					Int. Total					
	Right	Thru	Left	Peds	App. Total	Right	Thru	Left	Peds	App. Total	Right	Thru	Left	Peds	App. Total	Right	Thru	Left	Peds	App. Total						
05:45 PM	0	0	0	0	0	0	0	0	0	0	0	0	0	0	0	0	0	0	0	0	0	0	0	0	0	0
06:00 PM	0	0	0	0	0	0	0	0	0	0	0	0	0	0	0	0	0	0	0	0	0	0	0	0	0	0
06:15 PM	0	0	0	0	0	0	0	0	0	0	0	0	0	0	0	0	0	0	0	0	0	0	0	0	0	0
06:30 PM	0	0	0	0	0	0	0	0	0	0	0	0	0	0	0	0	0	1	0	1	0	0	0	0	0	1
Total Volume	0	0	0	0	0	0	0	0	0	0	0	0	0	0	0	0	0	1	0	1	0	0	0	0	0	1
% App. Total	0	0	0	0	0	0	0	0	0	0	0	0	0	0	0	0	0	100	0	100	0	0	0	0	0	100
PHF	.000	.000	.000	.000	.000	.000	.000	.000	.000	.000	.000	.000	.000	.000	.000	.000	.000	.250	.000	.250	.000	.000	.250	.000	.250	.250

Peak Hour Analysis From 03:00 PM to 06:45 PM - Peak 1 of 1
Peak Hour for Entire Intersection Begins at 05:45 PM



Quality Counts, LLC

920 Blairhill Rd, STE B106
Charlotte, NC 28217

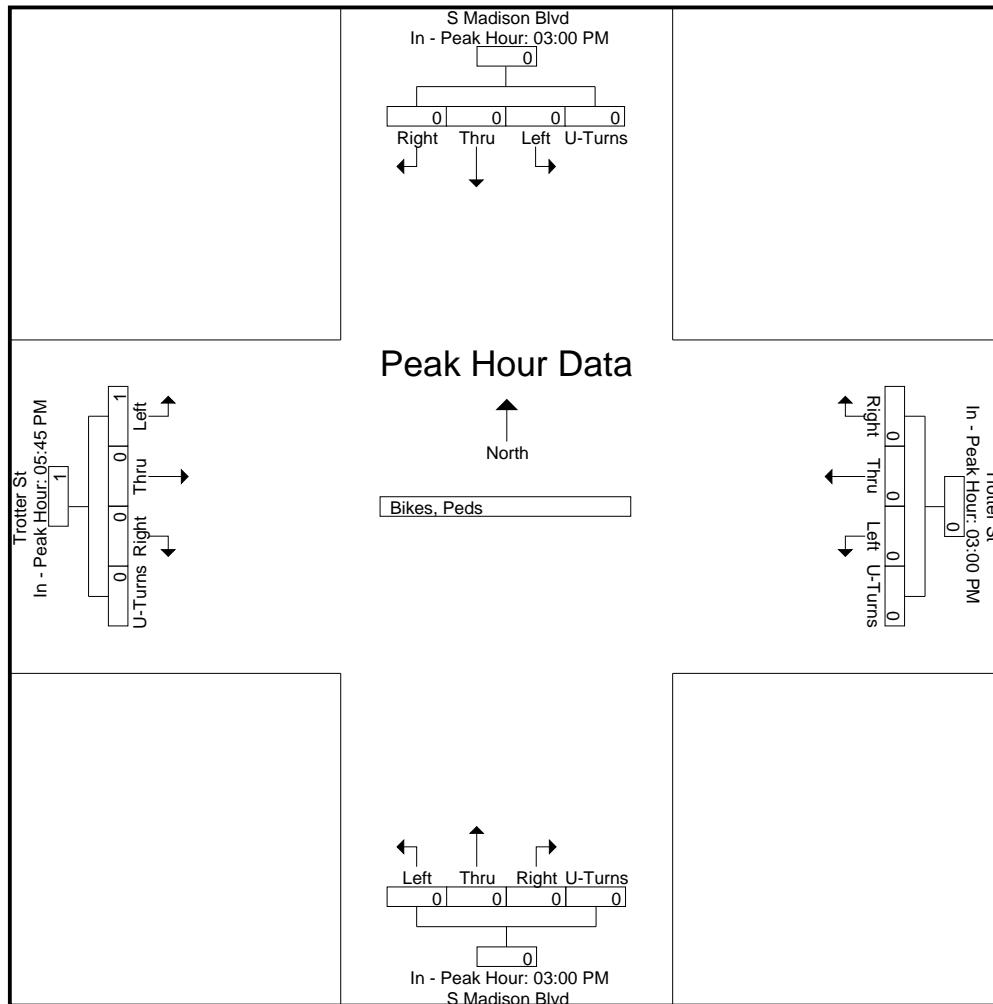
File Name : 14473007 - S Madison Blvd & Trotter St
Site Code : 14473007
Start Date : 8/30/2017
Page No : 8

Start Time	S Madison Blvd Southbound					Trotter St Westbound					S Madison Blvd Northbound					Trotter St Eastbound					Int. Total
	Rig ht	Thr u	Left	Ped s	App. Total	Rig ht	Thr u	Left	Ped s	App. Total	Right	Thr u	Left	Peds	App. Total	Right	Thr u	Left	Peds	App. Total	

Peak Hour Analysis From 03:00 PM to 06:45 PM - Peak 1 of 1

Peak Hour for Each Approach Begins at:

	03:00 PM					03:00 PM					03:00 PM					05:45 PM									
+0 mins.	0	0	0	0	0	0	0	0	0	0	0	0	0	0	0	0	0	0	0	0	0	0	0	0	0
+15 mins.	0	0	0	0	0	0	0	0	0	0	0	0	0	0	0	0	0	0	0	0	0	0	0	0	0
+30 mins.	0	0	0	0	0	0	0	0	0	0	0	0	0	0	0	0	0	0	0	0	0	0	0	0	0
+45 mins.	0	0	0	0	0	0	0	0	0	0	0	0	0	0	0	0	0	0	1	0	0	0	1	0	1
Total Volume	0	0	0	0	0	0	0	0	0	0	0	0	0	0	0	0	0	0	1	0	0	0	1	0	1
% App. Total	0	0	0	0	0	0	0	0	0	0	0	0	0	0	0	0	0	0	100	0	0	0	0	0	0
PHF	.000	.000	.000	.000	.000	.000	.000	.000	.000	.000	.000	.000	.000	.000	.000	.000	.000	.250	.000	.250					



Quality Counts, LLC

920 Blairhill Rd, STE B106
Charlotte, NC 28217

File Name : 14473008 - S Madison Blvd & Lamar St

Site Code : 14473008

Start Date : 8/30/2017

Page No : 1

Groups Printed- Classes 1, 2, 3 - Classes 4, 5, 6, 7 - Classes 8, 9, 10 - Classes 11, 12, 13 - Bikes, Peds

Start Time	S Madison Blvd Southbound					Lamar St Westbound					S Madison Blvd Northbound					Lamar St Eastbound					Int. Total
	Right	Thru	Left	Peds	App. Total	Right	Thru	Left	Peds	App. Total	Right	Thru	Left	Peds	App. Total	Right	Thru	Left	Peds	App. Total	
06:00 AM	0	132	0	0	132	0	0	3	0	3	1	43	0	0	44	0	0	0	0	0	179
06:15 AM	0	166	0	0	166	0	0	4	0	4	2	51	0	0	53	0	0	0	0	0	223
06:30 AM	0	132	0	0	132	0	0	5	0	5	2	79	0	0	81	0	0	0	0	0	218
06:45 AM	0	149	0	0	149	0	0	4	0	4	1	122	0	0	123	0	0	0	0	0	276
Total	0	579	0	0	579	0	0	16	0	16	6	295	0	0	301	0	0	0	0	0	896
07:00 AM	0	181	0	0	181	1	0	6	0	7	2	140	0	0	142	0	0	0	0	0	330
07:15 AM	0	167	0	0	167	0	0	8	0	8	1	194	0	0	195	0	0	0	0	0	370
07:30 AM	0	184	0	0	184	0	0	6	0	6	8	293	0	0	301	0	0	0	0	0	491
07:45 AM	0	205	0	0	205	0	0	3	2	5	11	279	0	0	290	0	0	0	0	0	500
Total	0	737	0	0	737	1	0	23	2	26	22	906	0	0	928	0	0	0	0	0	1691
08:00 AM	0	202	1	0	203	0	0	3	0	3	11	245	0	0	256	0	0	0	0	0	462
08:15 AM	0	177	0	0	177	0	0	7	0	7	9	173	0	0	182	0	0	0	0	0	366
08:30 AM	0	145	1	0	146	0	0	1	1	2	1	174	0	0	175	0	0	0	0	0	323
08:45 AM	0	160	0	0	160	1	0	1	0	2	1	165	0	0	166	0	0	0	0	0	328
Total	0	684	2	0	686	1	0	12	1	14	22	757	0	0	779	0	0	0	0	0	1479
09:00 AM	0	149	0	0	149	1	0	3	0	4	2	165	0	0	167	0	0	0	0	0	320
09:15 AM	0	141	1	0	142	1	0	9	1	11	2	175	0	0	177	0	0	0	0	0	330
09:30 AM	0	165	0	0	165	2	0	9	0	11	2	159	0	0	161	0	0	0	0	0	337
09:45 AM	0	163	1	0	164	0	0	4	0	4	5	184	0	0	189	0	0	0	0	0	357
Total	0	618	2	0	620	4	0	25	1	30	11	683	0	0	694	0	0	0	0	0	1344
10:00 AM	0	196	0	0	196	3	0	8	0	11	3	163	0	0	166	0	0	0	0	0	373
10:15 AM	0	166	0	0	166	0	0	5	0	5	7	142	0	0	149	0	0	0	0	0	320
10:30 AM	0	167	0	0	167	2	0	7	0	9	3	168	0	0	171	0	0	0	0	0	347
10:45 AM	0	166	0	0	166	1	0	6	1	8	4	160	0	0	164	0	0	0	0	0	338
Total	0	695	0	0	695	6	0	26	1	33	17	633	0	0	650	0	0	0	0	0	1378
11:00 AM	0	196	1	0	197	1	0	5	0	6	4	160	0	0	164	0	0	0	0	0	367
11:15 AM	0	204	0	0	204	0	0	8	0	8	8	191	0	0	199	0	0	0	0	0	411
11:30 AM	0	224	0	0	224	1	0	8	0	9	5	167	0	0	172	0	0	0	0	0	405
11:45 AM	0	180	1	0	181	0	0	9	0	9	7	203	0	0	210	0	0	0	0	0	400
Total	0	804	2	0	806	2	0	30	0	32	24	721	0	0	745	0	0	0	0	0	1583
12:00 PM	0	187	0	0	187	1	0	7	0	8	3	196	0	0	199	0	0	0	0	0	394
12:15 PM	0	239	0	0	239	0	0	5	0	5	8	195	0	0	203	0	0	0	0	0	447
12:30 PM	0	233	0	0	233	0	0	3	1	4	4	175	0	1	180	0	0	0	0	0	417
12:45 PM	0	198	1	0	199	0	0	6	0	6	4	197	0	0	201	0	0	0	0	0	406
Total	0	857	1	0	858	1	0	21	1	23	19	763	0	1	783	0	0	0	0	0	1664
01:00 PM	0	207	0	0	207	1	0	5	0	6	5	173	0	0	178	0	0	0	0	0	391
01:15 PM	0	208	0	0	208	0	0	5	0	5	4	208	0	0	212	0	0	0	0	0	425
01:30 PM	0	187	0	0	187	2	0	4	0	6	7	181	0	0	188	0	0	0	0	0	381
01:45 PM	0	215	0	0	215	0	0	3	0	3	5	183	0	0	188	0	0	0	0	0	406
Total	0	817	0	0	817	3	0	17	0	20	21	745	0	0	766	0	0	0	0	0	1603
02:00 PM	0	187	2	0	189	0	0	9	0	9	4	170	0	0	174	0	0	0	0	0	372
02:15 PM	0	207	1	0	208	0	0	5	0	5	2	188	0	0	190	0	0	0	0	0	403
02:30 PM	0	194	1	0	195	0	0	5	0	5	5	189	0	0	194	0	0	0	0	0	394
02:45 PM	0	225	0	0	225	2	0	6	0	8	1	200	0	0	201	0	0	0	0	0	434
Total	0	813	4	0	817	2	0	25	0	27	12	747	0	0	759	0	0	0	0	0	1603
03:00 PM	0	250	0	0	250	0	0	6	0	6	6	225	0	0	231	0	0	0	0	0	487
03:15 PM	0	289	2	0	291	3	0	7	0	10	5	195	0	0	200	0	0	0	0	0	501
03:30 PM	0	241	1	0	242	1	0	7	0	8	6	239	0	0	245	0	0	0	0	0	495
03:45 PM	0	249	0	0	249	0	0	4	0	4	6	200	0	0	206	0	0	0	0	0	459
Total	0	1029	3	0	1032	4	0	24	0	28	23	859	0	0	882	0	0	0	0	0	1942

Quality Counts, LLC

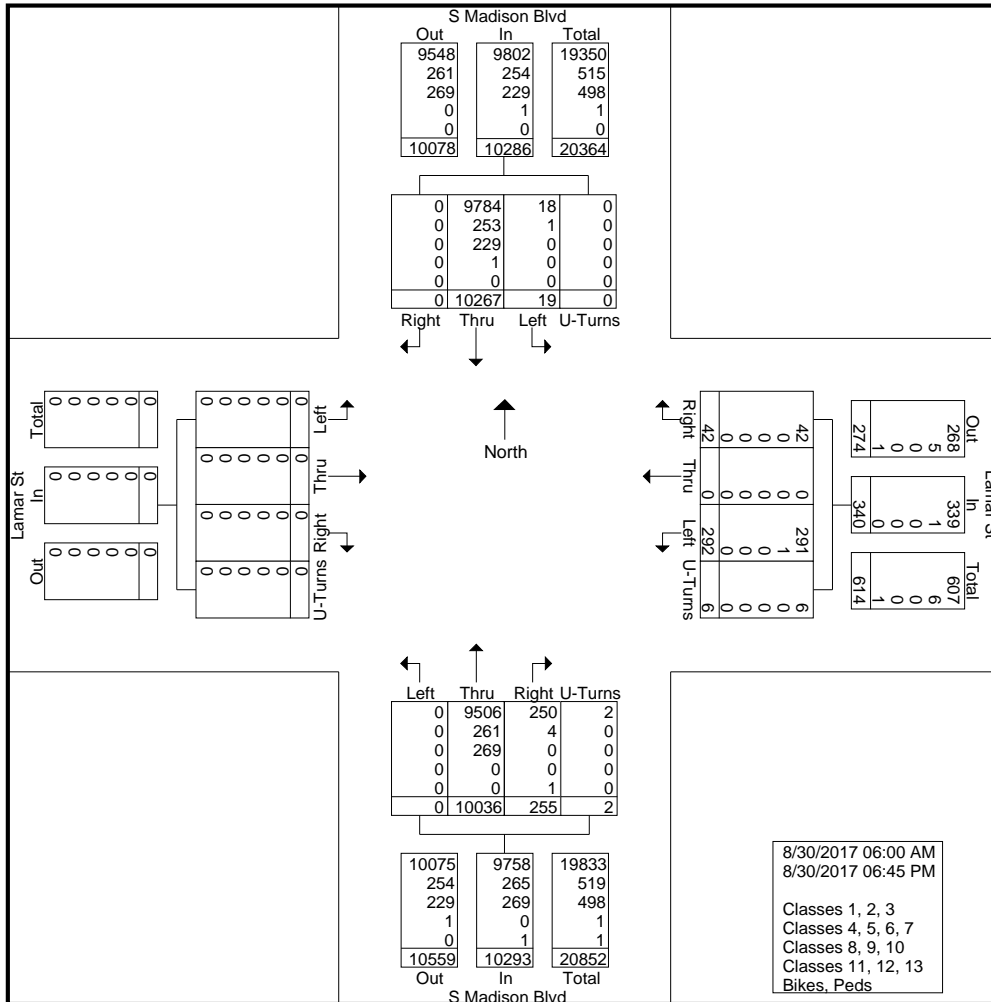
920 Blairhill Rd, STE B106
Charlotte, NC 28217

File Name : 14473008 - S Madison Blvd & Lamar St

Site Code : 14473008

Start Date : 8/30/2017

Page No : 3

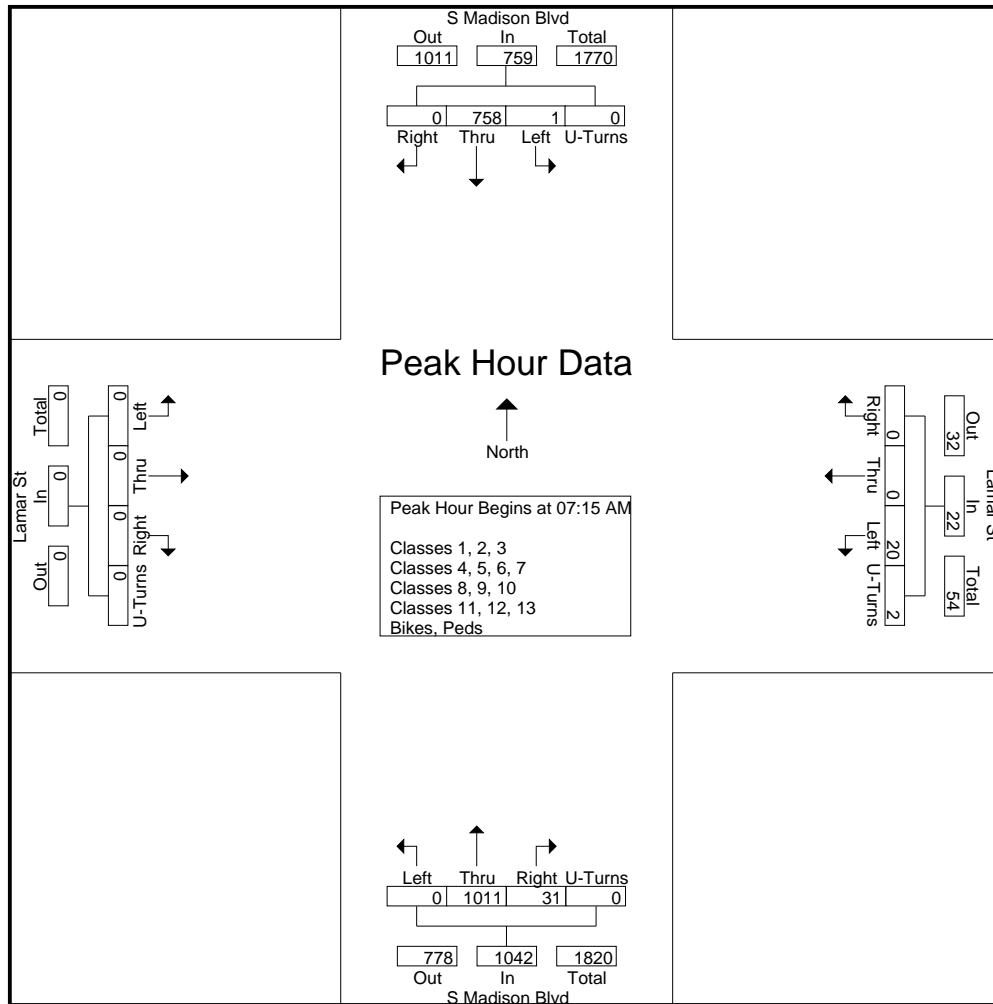


Quality Counts, LLC

920 Blairhill Rd, STE B106
Charlotte, NC 28217

File Name : 14473008 - S Madison Blvd & Lamar St
Site Code : 14473008
Start Date : 8/30/2017
Page No : 4

Start Time	S Madison Blvd Southbound					Lamar St Westbound					S Madison Blvd Northbound					Lamar St Eastbound					Int. Total
	Right	Thru	Left	Peds	App. Total	Right	Thru	Left	Peds	App. Total	Right	Thru	Left	Peds	App. Total	Right	Thru	Left	Peds	App. Total	
Peak Hour Analysis From 06:00 AM to 09:45 AM - Peak 1 of 1																					
Peak Hour for Entire Intersection Begins at 07:15 AM																					
07:15 AM	0	167	0	0	167	0	0	8	0	8	1	194	0	0	195	0	0	0	0	0	370
07:30 AM	0	184	0	0	184	0	0	6	0	6	8	293	0	0	301	0	0	0	0	0	491
07:45 AM	0	205	0	0	205	0	0	3	2	5	11	279	0	0	290	0	0	0	0	0	500
08:00 AM	0	202	1	0	203	0	0	3	0	3	11	245	0	0	256	0	0	0	0	0	462
Total Volume	0	758	1	0	759	0	0	20	2	22	31	1011	0	0	1042	0	0	0	0	0	1823
% App. Total	0	99.9	0.1	0		0	0	90.9	9.1		3	97	0	0		0	0	0	0		
PHF	.000	.924	.250	.000	.926	.000	.000	.625	.250	.688	.705	.863	.000	.000	.865	.000	.000	.000	.000	.000	.912

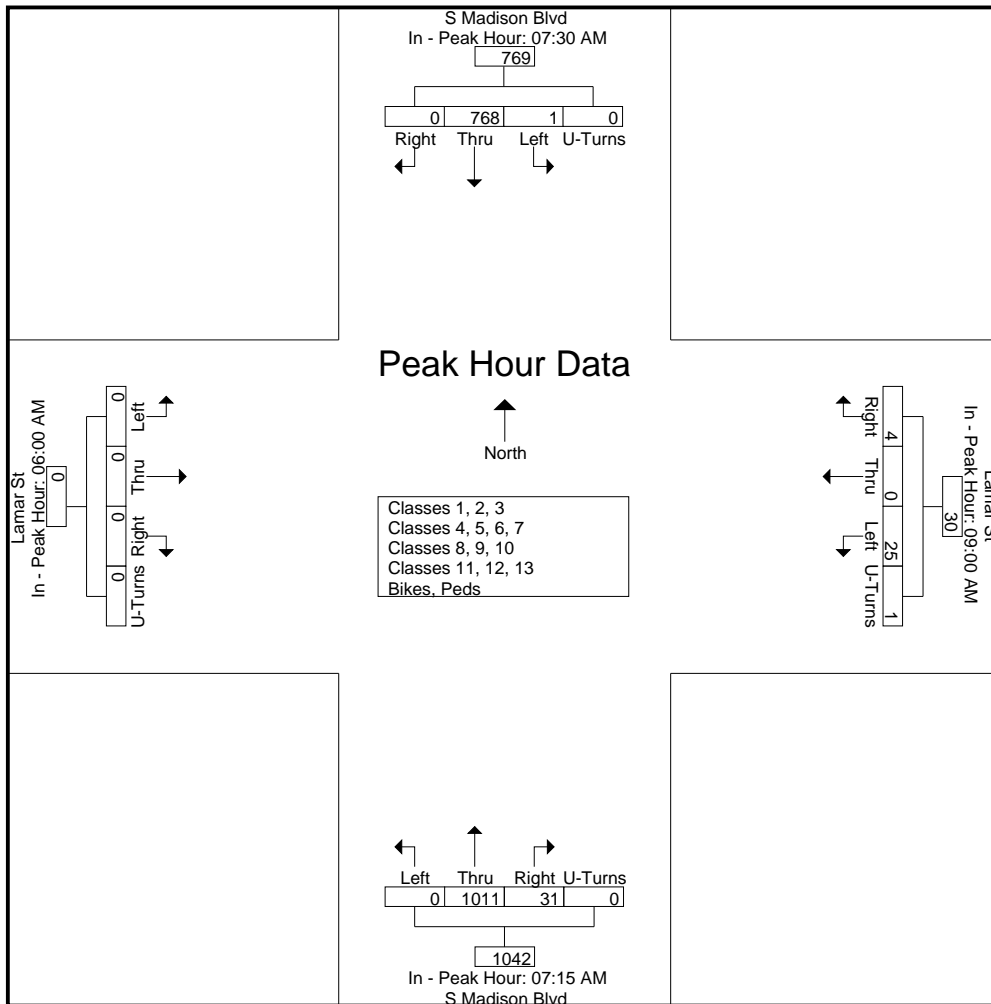


Quality Counts, LLC

920 Blairhill Rd, STE B106
Charlotte, NC 28217

File Name : 14473008 - S Madison Blvd & Lamar St
Site Code : 14473008
Start Date : 8/30/2017
Page No : 5

Start Time	S Madison Blvd Southbound					Lamar St Westbound					S Madison Blvd Northbound					Lamar St Eastbound					Int. Total
	Right	Thru	Left	Peds	App. Total	Right	Thru	Left	Peds	App. Total	Right	Thru	Left	Peds	App. Total	Right	Thru	Left	Peds	App. Total	
Peak Hour Analysis From 06:00 AM to 09:45 AM - Peak 1 of 1																					
Peak Hour for Each Approach Begins at:																					
	07:30 AM					09:00 AM					07:15 AM					06:00 AM					
+0 mins.	0	184	0	0	184	1	0	3	0	4	1	194	0	0	195	0	0	0	0	0	
+15 mins.	0	205	0	0	205	1	0	9	1	11	8	293	0	0	301	0	0	0	0	0	
+30 mins.	0	202	1	0	203	2	0	9	0	11	11	279	0	0	290	0	0	0	0	0	
+45 mins.	0	177	0	0	177	0	0	4	0	4	11	245	0	0	256	0	0	0	0	0	
Total Volume	0	768	1	0	769	4	0	25	1	30	31	1011	0	0	1042	0	0	0	0	0	
% App. Total	0	99.9	0.1	0		13.3	0	83.3	3.3		3	97	0	0		0	0	0	0		
PHF	.000	.937	.250	.000	.938	.500	.000	.694	.250	.682	.705	.863	.000	.000	.865	.000	.000	.000	.000	.000	

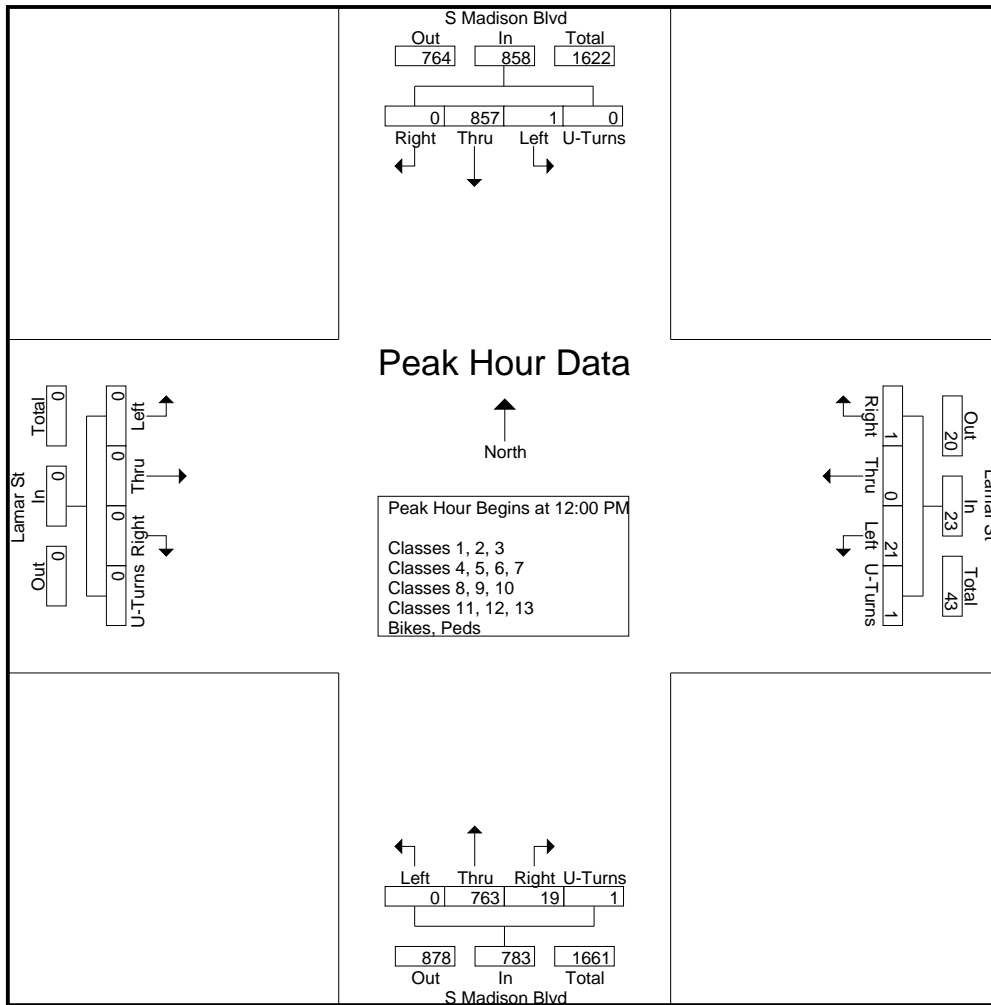


Quality Counts, LLC

920 Blairhill Rd, STE B106
Charlotte, NC 28217

File Name : 14473008 - S Madison Blvd & Lamar St
Site Code : 14473008
Start Date : 8/30/2017
Page No : 6

Start Time	S Madison Blvd Southbound					Lamar St Westbound					S Madison Blvd Northbound					Lamar St Eastbound					Int. Total
	Rig ht	Thr u	Left	Ped s	App. Total	Rig ht	Thr u	Left	Ped s	App. Total	Right	Thr u	Left	Peds	App. Total	Right	Thr u	Left	Peds	App. Total	
Peak Hour Analysis From 10:00 AM to 02:45 PM - Peak 1 of 1																					
Peak Hour for Entire Intersection Begins at 12:00 PM																					
12:00 PM	0	187	0	0	187	1	0	7	0	8	3	196	0	0	199	0	0	0	0	0	394
12:15 PM	0	239	0	0	239	0	0	5	0	5	8	195	0	0	203	0	0	0	0	0	447
12:30 PM	0	233	0	0	233	0	0	3	1	4	4	175	0	1	180	0	0	0	0	0	417
12:45 PM	0	198	1	0	199	0	0	6	0	6	4	197	0	0	201	0	0	0	0	0	406
Total Volume	0	857	1	0	858	1	0	21	1	23	19	763	0	1	783	0	0	0	0	0	1664
% App. Total	0	99.9	0.1	0		4.3	0	91.3	4.3		2.4	97.4	0	0.1		0	0	0	0		
PHF	.000	.896	.250	.000	.897	.250	.000	.750	.250	.719	.594	.968	.000	.250	.964	.000	.000	.000	.000	.000	.931



Quality Counts, LLC

920 Blairhill Rd, STE B106
Charlotte, NC 28217

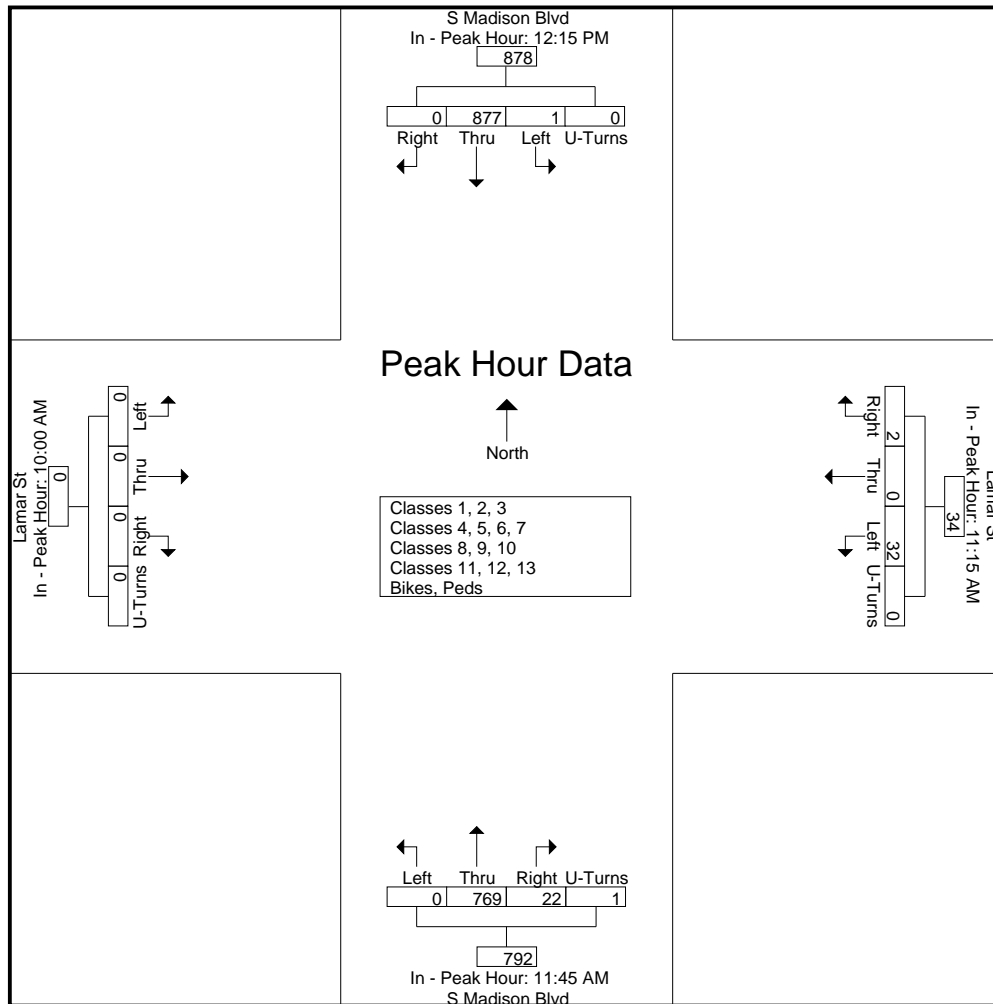
File Name : 14473008 - S Madison Blvd & Lamar St
Site Code : 14473008
Start Date : 8/30/2017
Page No : 7

Start Time	S Madison Blvd Southbound					Lamar St Westbound					S Madison Blvd Northbound					Lamar St Eastbound					Int. Total
	Rig ht	Thr u	Left	Ped s	App. Total	Rig ht	Thr u	Left	Ped s	App. Total	Right	Thr u	Left	Peds	App. Total	Right	Thr u	Left	Peds	App. Total	

Peak Hour Analysis From 10:00 AM to 02:45 PM - Peak 1 of 1

Peak Hour for Each Approach Begins at:

	12:15 PM					11:15 AM					11:45 AM					10:00 AM				
+0 mins.	0	239	0	0	239	0	0	8	0	8	7	203	0	0	210	0	0	0	0	0
+15 mins.	0	233	0	0	233	1	0	8	0	9	3	196	0	0	199	0	0	0	0	0
+30 mins.	0	198	1	0	199	0	0	9	0	9	8	195	0	0	203	0	0	0	0	0
+45 mins.	0	207	0	0	207	1	0	7	0	8	4	175	0	1	180	0	0	0	0	0
Total Volume	0	877	1	0	878	2	0	32	0	34	22	769	0	1	792	0	0	0	0	0
% App. Total	0	99.9	0.1	0		5.9	0	94.1	0		2.8	97.1	0	0.1		0	0	0	0	
PHF	.000	.917	.250	.000	.918	.500	.000	.889	.000	.944	.688	.947	.000	.250	.943	.000	.000	.000	.000	.000

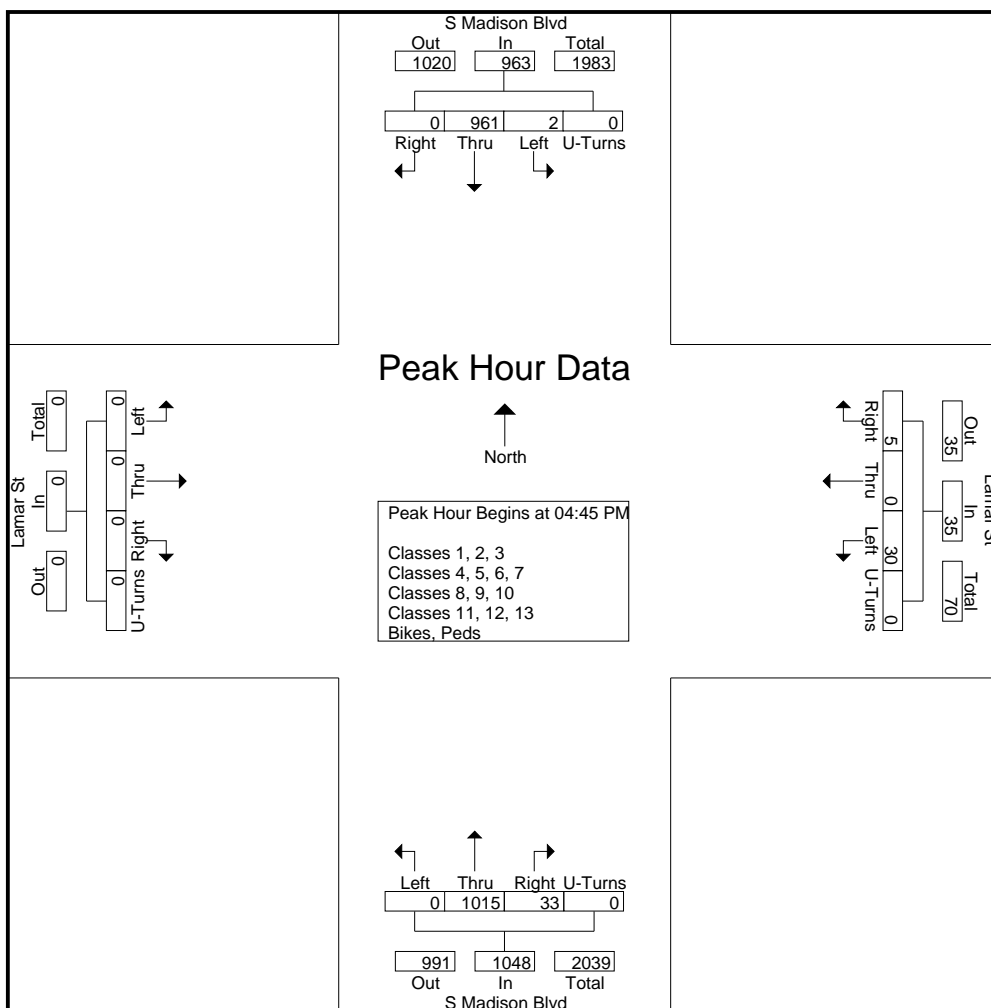


Quality Counts, LLC

920 Blairhill Rd, STE B106
Charlotte, NC 28217

File Name : 14473008 - S Madison Blvd & Lamar St
Site Code : 14473008
Start Date : 8/30/2017
Page No : 8

Start Time	S Madison Blvd Southbound					Lamar St Westbound					S Madison Blvd Northbound					Lamar St Eastbound					Int. Total
	Rig ht	Thr u	Left	Ped s	App. Total	Rig ht	Thr u	Left	Ped s	App. Total	Right	Thr u	Left	Peds	App. Total	Right	Thr u	Left	Peds	App. Total	
Peak Hour Analysis From 03:00 PM to 06:45 PM - Peak 1 of 1																					
Peak Hour for Entire Intersection Begins at 04:45 PM																					
04:45 PM	0	231	1	0	232	3	0	7	0	10	12	237	0	0	249	0	0	0	0	0	491
05:00 PM	0	274	0	0	274	1	0	13	0	14	5	249	0	0	254	0	0	0	0	0	542
05:15 PM	0	251	0	0	251	0	0	5	0	5	9	249	0	0	258	0	0	0	0	0	514
05:30 PM	0	205	1	0	206	1	0	5	0	6	7	280	0	0	287	0	0	0	0	0	499
Total Volume	0	961	2	0	963	5	0	30	0	35	33	1015	0	0	1048	0	0	0	0	0	2046
% App. Total	0	99.8	0.2	0		14.3	0	85.7	0		3.1	96.9	0	0		0	0	0	0		
PHF	.000	.877	.500	.000	.879	.417	.000	.577	.000	.625	.688	.906	.000	.000	.913	.000	.000	.000	.000	.000	.944



Quality Counts, LLC

920 Blairhill Rd, STE B106
Charlotte, NC 28217

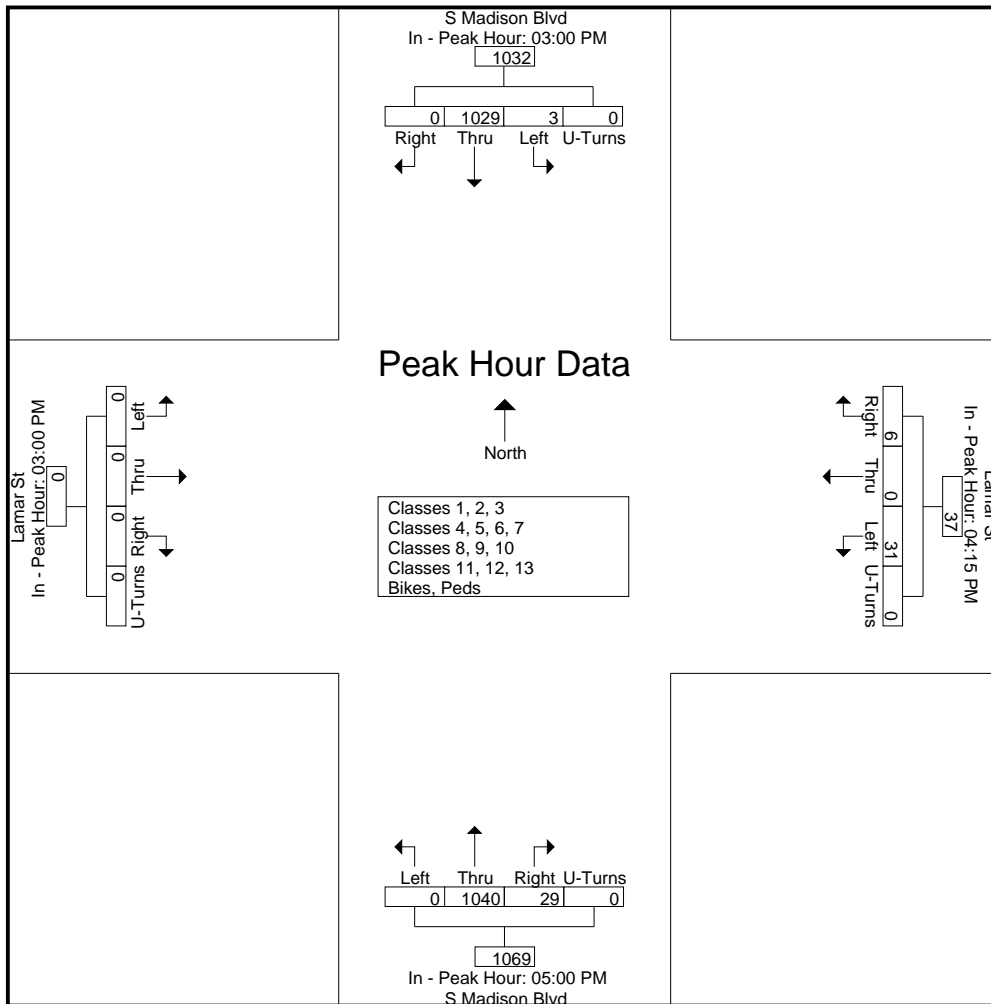
File Name : 14473008 - S Madison Blvd & Lamar St
Site Code : 14473008
Start Date : 8/30/2017
Page No : 9

Start Time	S Madison Blvd Southbound					Lamar St Westbound					S Madison Blvd Northbound					Lamar St Eastbound					Int. Total
	Rig ht	Thr u	Left	Ped s	App. Total	Rig ht	Thr u	Left	Ped s	App. Total	Right	Thr u	Left	Peds	App. Total	Right	Thr u	Left	Peds	App. Total	

Peak Hour Analysis From 03:00 PM to 06:45 PM - Peak 1 of 1

Peak Hour for Each Approach Begins at:

	03:00 PM					04:15 PM					05:00 PM					03:00 PM				
+0 mins.	0	250	0	0	250	0	0	5	0	5	5	249	0	0	254	0	0	0	0	0
+15 mins.	0	289	2	0	291	2	0	6	0	8	9	249	0	0	258	0	0	0	0	0
+30 mins.	0	241	1	0	242	3	0	7	0	10	7	280	0	0	287	0	0	0	0	0
+45 mins.	0	249	0	0	249	1	0	13	0	14	8	262	0	0	270	0	0	0	0	0
Total Volume	0	1029	3	0	1032	6	0	31	0	37	29	1040	0	0	1069	0	0	0	0	0
% App. Total	0	99.7	0.3	0		16.2	0	83.8	0		2.7	97.3	0	0		0	0	0	0	
PHF	.000	.890	.375	.000	.887	.500	.000	.596	.000	.661	.806	.929	.000	.000	.931	.000	.000	.000	.000	.000



Quality Counts, LLC

920 Blairhill Rd, STE B106
Charlotte, NC 28217

File Name : 14473008 - S Madison Blvd & Lamar St

Site Code : 14473008

Start Date : 8/30/2017

Page No : 1

Groups Printed- Classes 1, 2, 3

Start Time	S Madison Blvd Southbound					Lamar St Westbound					S Madison Blvd Northbound					Lamar St Eastbound					Int. Total
	Right	Thru	Left	U-Turns	App. Total	Right	Thru	Left	U-Turns	App. Total	Right	Thru	Left	U-Turns	App. Total	Right	Thru	Left	U-Turns	App. Total	
06:00 AM	0	123	0	0	123	0	0	3	0	3	1	37	0	0	38	0	0	0	0	0	164
06:15 AM	0	160	0	0	160	0	0	4	0	4	1	48	0	0	49	0	0	0	0	0	213
06:30 AM	0	124	0	0	124	0	0	5	0	5	2	71	0	0	73	0	0	0	0	0	202
06:45 AM	0	144	0	0	144	0	0	4	0	4	1	115	0	0	116	0	0	0	0	0	264
Total	0	551	0	0	551	0	0	16	0	16	5	271	0	0	276	0	0	0	0	0	843
07:00 AM	0	175	0	0	175	1	0	6	0	7	2	133	0	0	135	0	0	0	0	0	317
07:15 AM	0	157	0	0	157	0	0	8	0	8	1	178	0	0	179	0	0	0	0	0	344
07:30 AM	0	171	0	0	171	0	0	6	0	6	8	275	0	0	283	0	0	0	0	0	460
07:45 AM	0	189	0	0	189	0	0	3	2	5	10	266	0	0	276	0	0	0	0	0	470
Total	0	692	0	0	692	1	0	23	2	26	21	852	0	0	873	0	0	0	0	0	1591
08:00 AM	0	186	1	0	187	0	0	3	0	3	11	233	0	0	244	0	0	0	0	0	434
08:15 AM	0	170	0	0	170	0	0	7	0	7	9	162	0	0	171	0	0	0	0	0	348
08:30 AM	0	132	1	0	133	0	0	1	1	2	1	155	0	0	156	0	0	0	0	0	291
08:45 AM	0	151	0	0	151	1	0	1	0	2	1	154	0	0	155	0	0	0	0	0	308
Total	0	639	2	0	641	1	0	12	1	14	22	704	0	0	726	0	0	0	0	0	1381
09:00 AM	0	141	0	0	141	1	0	2	0	3	2	151	0	0	153	0	0	0	0	0	297
09:15 AM	0	126	1	0	127	1	0	9	1	11	2	156	0	0	158	0	0	0	0	0	296
09:30 AM	0	155	0	0	155	2	0	9	0	11	2	145	0	0	147	0	0	0	0	0	313
09:45 AM	0	159	1	0	160	0	0	4	0	4	5	169	0	0	174	0	0	0	0	0	338
Total	0	581	2	0	583	4	0	24	1	29	11	621	0	0	632	0	0	0	0	0	1244
10:00 AM	0	188	0	0	188	3	0	8	0	11	3	142	0	0	145	0	0	0	0	0	344
10:15 AM	0	149	0	0	149	0	0	5	0	5	6	130	0	0	136	0	0	0	0	0	290
10:30 AM	0	159	0	0	159	2	0	7	0	9	3	158	0	0	161	0	0	0	0	0	329
10:45 AM	0	150	0	0	150	1	0	6	1	8	4	155	0	0	159	0	0	0	0	0	317
Total	0	646	0	0	646	6	0	26	1	33	16	585	0	0	601	0	0	0	0	0	1280
11:00 AM	0	185	1	0	186	1	0	5	0	6	4	152	0	0	156	0	0	0	0	0	348
11:15 AM	0	187	0	0	187	0	0	8	0	8	8	175	0	0	183	0	0	0	0	0	378
11:30 AM	0	215	0	0	215	1	0	8	0	9	5	153	0	0	158	0	0	0	0	0	382
11:45 AM	0	174	1	0	175	0	0	9	0	9	7	197	0	0	204	0	0	0	0	0	388
Total	0	761	2	0	763	2	0	30	0	32	24	677	0	0	701	0	0	0	0	0	1496
12:00 PM	0	179	0	0	179	1	0	7	0	8	3	187	0	0	190	0	0	0	0	0	377
12:15 PM	0	228	0	0	228	0	0	5	0	5	8	185	0	0	193	0	0	0	0	0	426
12:30 PM	0	221	0	0	221	0	0	3	1	4	4	166	0	1	171	0	0	0	0	0	396
12:45 PM	0	186	0	0	186	0	0	6	0	6	4	184	0	0	188	0	0	0	0	0	380
Total	0	814	0	0	814	1	0	21	1	23	19	722	0	1	742	0	0	0	0	0	1579
01:00 PM	0	200	0	0	200	1	0	5	0	6	5	161	0	0	166	0	0	0	0	0	372
01:15 PM	0	200	0	0	200	0	0	5	0	5	4	201	0	0	205	0	0	0	0	0	410
01:30 PM	0	178	0	0	178	2	0	4	0	6	7	170	0	0	177	0	0	0	0	0	361
01:45 PM	0	207	0	0	207	0	0	3	0	3	5	173	0	0	178	0	0	0	0	0	388
Total	0	785	0	0	785	3	0	17	0	20	21	705	0	0	726	0	0	0	0	0	1531
02:00 PM	0	181	2	0	183	0	0	9	0	9	4	161	0	0	165	0	0	0	0	0	357
02:15 PM	0	196	1	0	197	0	0	5	0	5	2	181	0	0	183	0	0	0	0	0	385
02:30 PM	0	184	1	0	185	0	0	5	0	5	5	176	0	0	181	0	0	0	0	0	371
02:45 PM	0	205	0	0	205	2	0	6	0	8	1	187	0	0	188	0	0	0	0	0	401
Total	0	766	4	0	770	2	0	25	0	27	12	705	0	0	717	0	0	0	0	0	1514
03:00 PM	0	229	0	0	229	0	0	6	0	6	6	217	0	0	223	0	0	0	0	0	458
03:15 PM	0	279	2	0	281	3	0	7	0	10	5	181	0	0	186	0	0	0	0	0	477
03:30 PM	0	236	1	0	237	1	0	7	0	8	6	228	0	0	234	0	0	0	0	0	479
03:45 PM	0	240	0	0	240	0	0	4	0	4	6	185	0	0	191	0	0	0	0	0	435
Total	0	984	3	0	987	4	0	24	0	28	23	811	0	0	834	0	0	0	0	0	1849

Quality Counts, LLC

920 Blairhill Rd, STE B106
Charlotte, NC 28217

File Name : 14473008 - S Madison Blvd & Lamar St

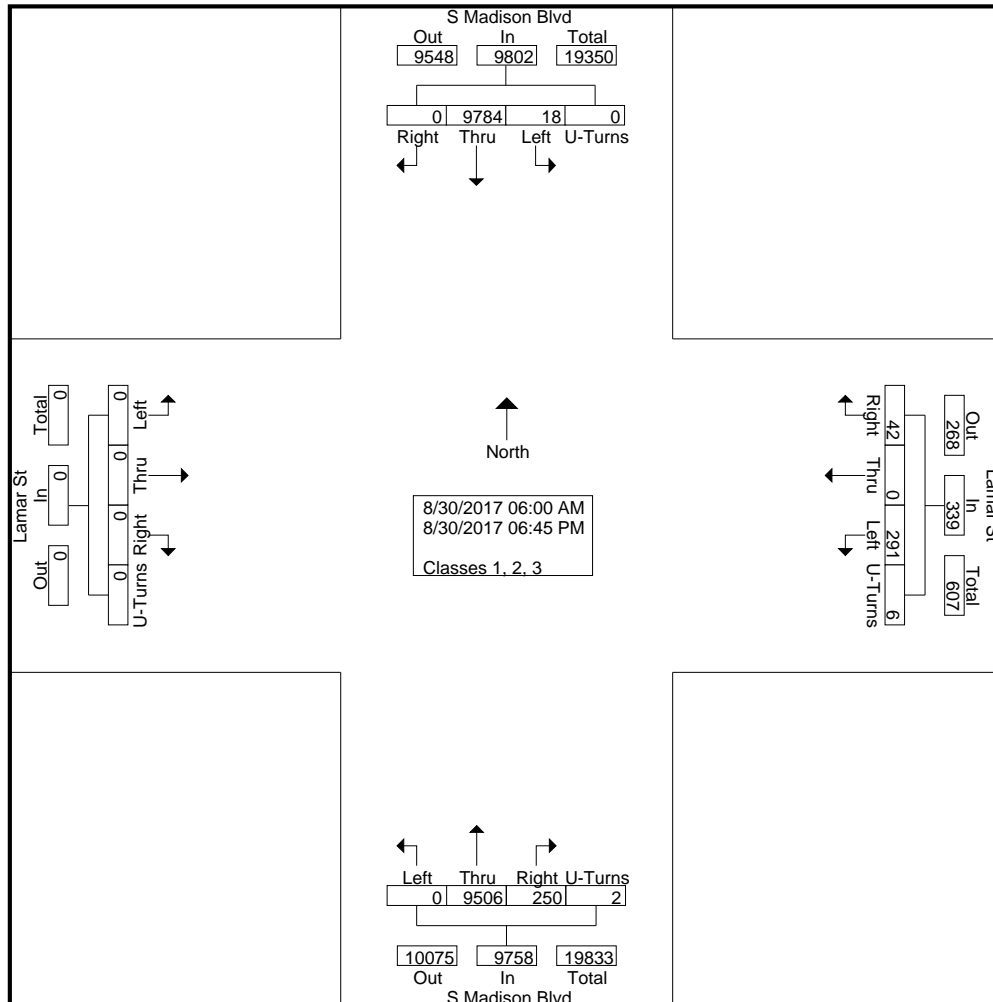
Site Code : 14473008

Start Date : 8/30/2017

Page No : 2

Groups Printed- Classes 1, 2, 3

Start Time	S Madison Blvd Southbound					Lamar St Westbound					S Madison Blvd Northbound					Lamar St Eastbound					Int. Total
	Right	Thru	Left	U-Turns	App. Total	Right	Thru	Left	U-Turns	App. Total	Right	Thru	Left	U-Turns	App. Total	Right	Thru	Left	U-Turns	App. Total	
04:00 PM	0	207	2	0	209	2	0	6	0	8	6	223	0	1	230	0	0	0	0	0	447
04:15 PM	0	179	1	0	180	0	0	5	0	5	7	245	0	0	252	0	0	0	0	0	437
04:30 PM	0	223	0	0	223	2	0	6	0	8	7	242	0	0	249	0	0	0	0	0	480
04:45 PM	0	224	1	0	225	3	0	7	0	10	12	227	0	0	239	0	0	0	0	0	474
Total	0	833	4	0	837	7	0	24	0	31	32	937	0	1	970	0	0	0	0	0	1838
05:00 PM	0	265	0	0	265	1	0	13	0	14	5	241	0	0	246	0	0	0	0	0	525
05:15 PM	0	243	0	0	243	0	0	5	0	5	9	245	0	0	254	0	0	0	0	0	502
05:30 PM	0	199	1	0	200	1	0	5	0	6	7	272	0	0	279	0	0	0	0	0	485
05:45 PM	0	209	0	0	209	1	0	6	0	7	8	258	0	0	266	0	0	0	0	0	482
Total	0	916	1	0	917	3	0	29	0	32	29	1016	0	0	1045	0	0	0	0	0	1994
06:00 PM	0	215	0	0	215	2	0	4	0	6	7	245	0	0	252	0	0	0	0	0	473
06:15 PM	0	207	0	0	207	1	0	7	0	8	2	226	0	0	228	0	0	0	0	0	443
06:30 PM	0	208	0	0	208	0	0	5	0	5	3	218	0	0	221	0	0	0	0	0	434
06:45 PM	0	186	0	0	186	5	0	4	0	9	3	211	0	0	214	0	0	0	0	0	409
Total	0	816	0	0	816	8	0	20	0	28	15	900	0	0	915	0	0	0	0	0	1759
Grand Total	0	9784	18	0	9802	42	0	291	6	339	250	9506	0	2	9758	0	0	0	0	0	19899
Apprch %	0	99.8	0.2	0		12.4	0	85.8	1.8		2.6	97.4	0	0		0	0	0	0	0	
Total %	0	49.2	0.1	0	49.3	0.2	0	1.5	0	1.7	1.3	47.8	0	0	49	0	0	0	0	0	

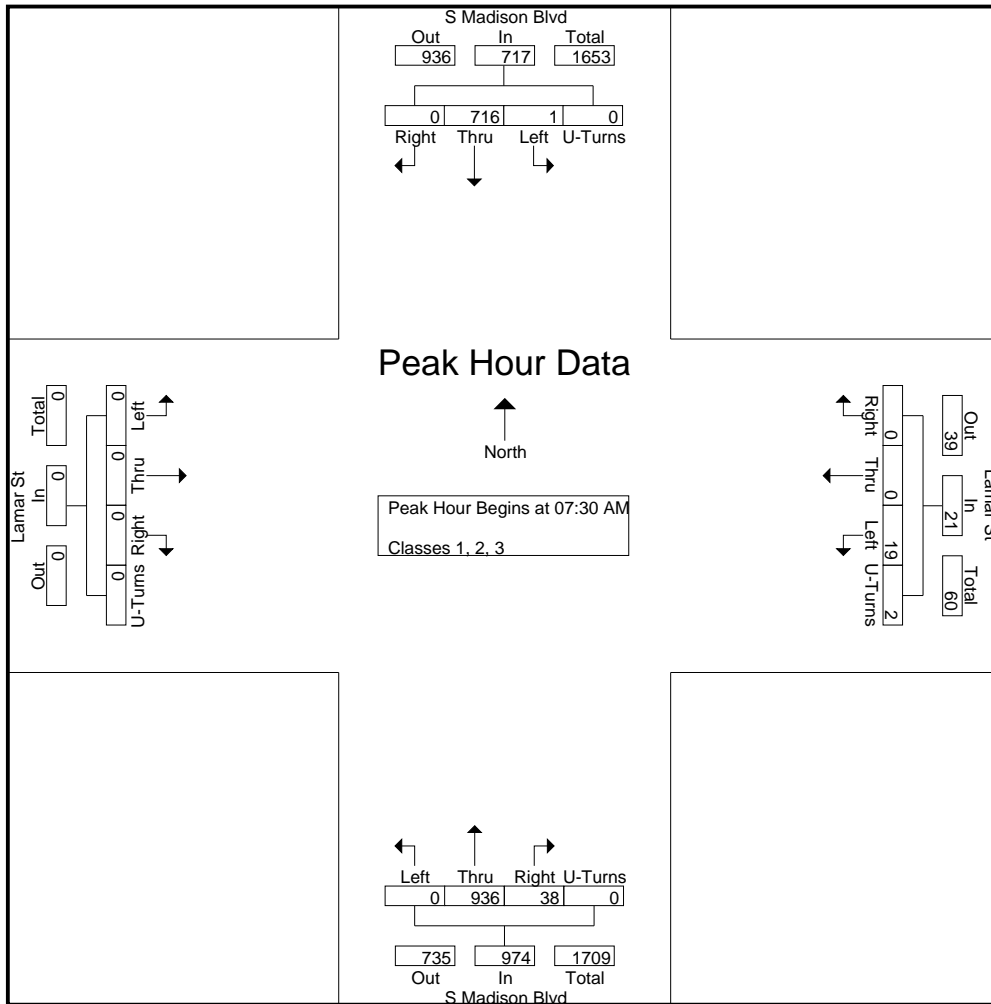


Quality Counts, LLC

920 Blairhill Rd, STE B106
Charlotte, NC 28217

File Name : 14473008 - S Madison Blvd & Lamar St
Site Code : 14473008
Start Date : 8/30/2017
Page No : 3

Start Time	S Madison Blvd Southbound					Lamar St Westbound					S Madison Blvd Northbound					Lamar St Eastbound					Int. Total
	Right	Thru	Left	U-Turns	App. Total	Right	Thru	Left	U-Turns	App. Total	Right	Thru	Left	U-Turns	App. Total	Right	Thru	Left	U-Turns	App. Total	
Peak Hour Analysis From 06:00 AM to 09:45 AM - Peak 1 of 1																					
Peak Hour for Entire Intersection Begins at 07:30 AM																					
07:30 AM	0	171	0	0	171	0	0	6	0	6	8	275	0	0	283	0	0	0	0	0	460
07:45 AM	0	189	0	0	189	0	0	3	2	5	10	266	0	0	276	0	0	0	0	0	470
08:00 AM	0	186	1	0	187	0	0	3	0	3	11	233	0	0	244	0	0	0	0	0	434
08:15 AM	0	170	0	0	170	0	0	7	0	7	9	162	0	0	171	0	0	0	0	0	348
Total Volume	0	716	1	0	717	0	0	19	2	21	38	936	0	0	974	0	0	0	0	0	1712
% App. Total	0	99.9	0.1	0		0	0	90.5	9.5		3.9	96.1	0	0		0	0	0	0		
PHF	.000	.947	.250	.000	.948	.000	.000	.679	.250	.750	.864	.851	.000	.000	.860	.000	.000	.000	.000	.000	.911



Quality Counts, LLC

920 Blairhill Rd, STE B106
Charlotte, NC 28217

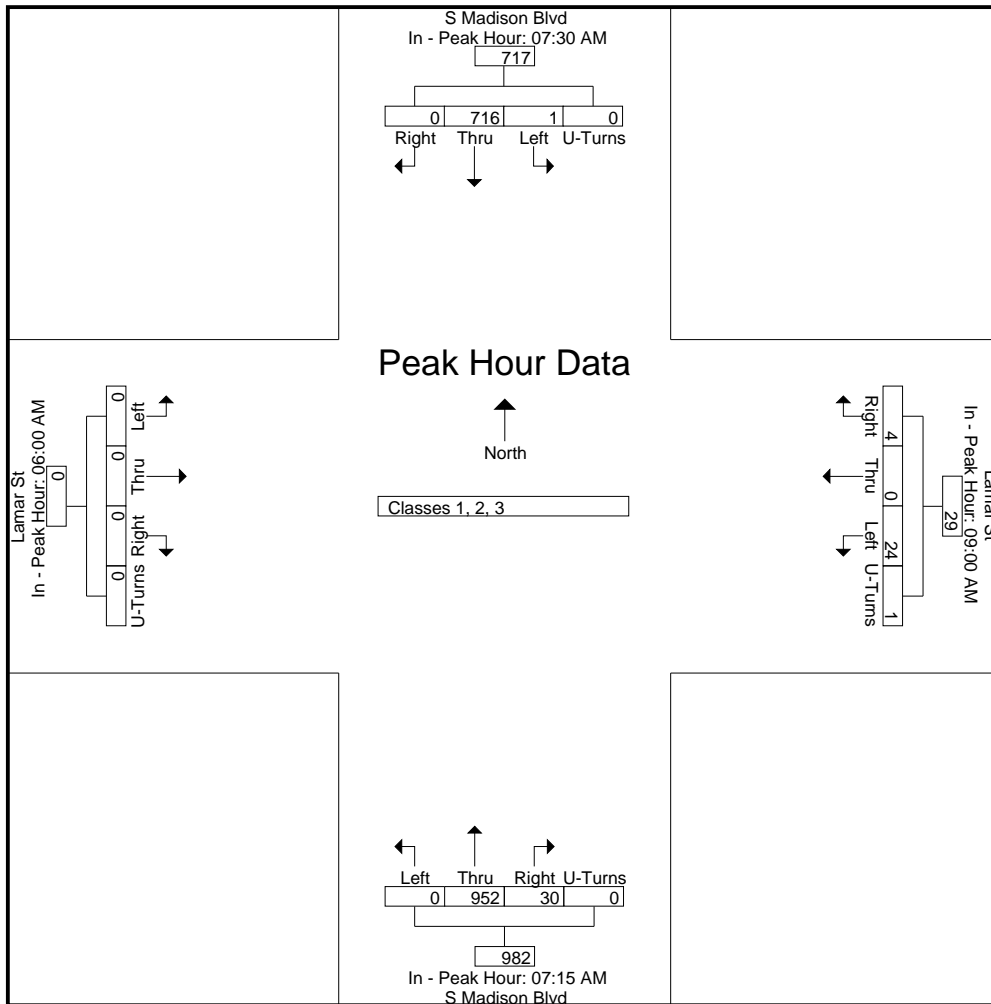
File Name : 14473008 - S Madison Blvd & Lamar St
Site Code : 14473008
Start Date : 8/30/2017
Page No : 4

Start Time	S Madison Blvd Southbound					Lamar St Westbound					S Madison Blvd Northbound					Lamar St Eastbound					Int. Total
	Right	Thru	Left	U-Turns	App. Total	Right	Thru	Left	U-Turns	App. Total	Right	Thru	Left	U-Turns	App. Total	Right	Thru	Left	U-Turns	App. Total	

Peak Hour Analysis From 06:00 AM to 09:45 AM - Peak 1 of 1

Peak Hour for Each Approach Begins at:

	07:30 AM					09:00 AM					07:15 AM					06:00 AM				
+0 mins.	0	171	0	0	171	1	0	2	0	3	1	178	0	0	179	0	0	0	0	0
+15 mins.	0	189	0	0	189	1	0	9	1	11	8	275	0	0	283	0	0	0	0	0
+30 mins.	0	186	1	0	187	2	0	9	0	11	10	266	0	0	276	0	0	0	0	0
+45 mins.	0	170	0	0	170	0	0	4	0	4	11	233	0	0	244	0	0	0	0	0
Total Volume	0	716	1	0	717	4	0	24	1	29	30	952	0	0	982	0	0	0	0	0
% App. Total	0	99.9	0.1	0		13.8	0	82.8	3.4		3.1	96.9	0	0		0	0	0	0	
PHF	.000	.947	.250	.000	.948	.500	.000	.667	.250	.659	.682	.865	.000	.000	.867	.000	.000	.000	.000	.000

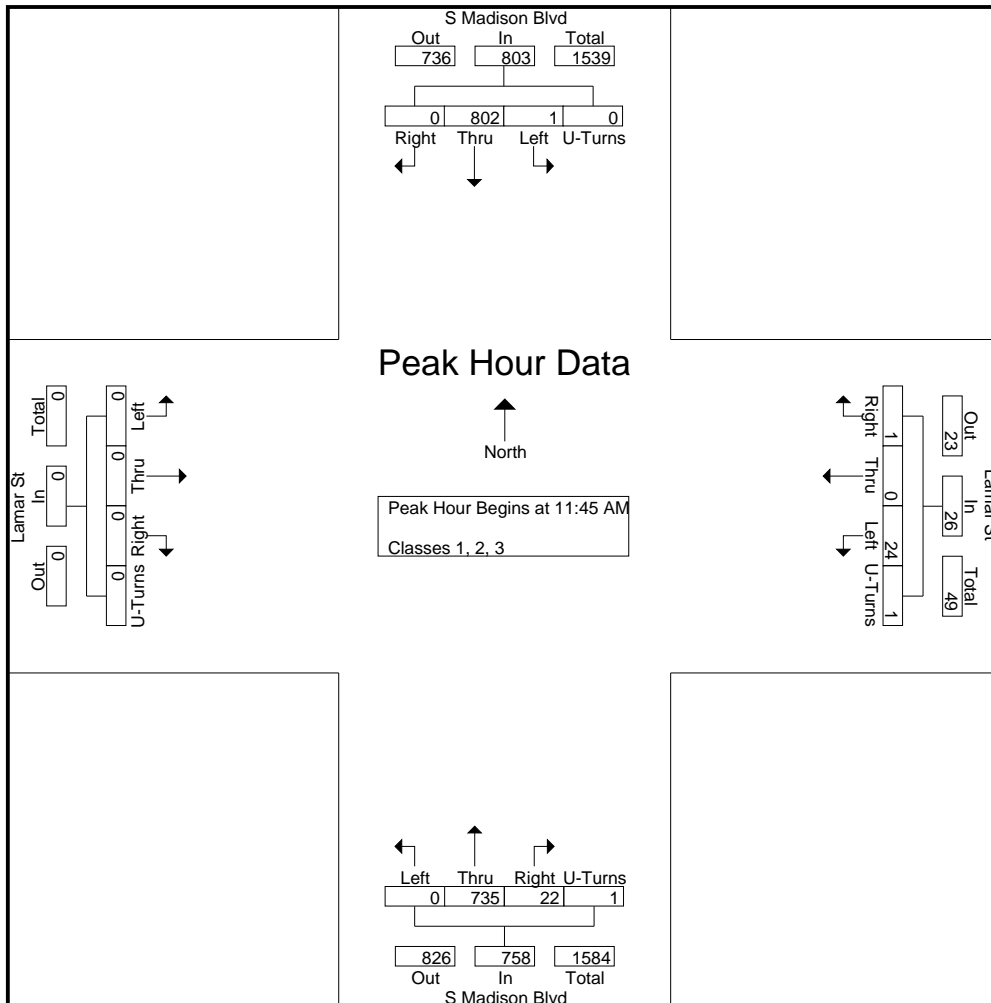


Quality Counts, LLC

920 Blairhill Rd, STE B106
Charlotte, NC 28217

File Name : 14473008 - S Madison Blvd & Lamar St
Site Code : 14473008
Start Date : 8/30/2017
Page No : 5

Start Time	S Madison Blvd Southbound					Lamar St Westbound					S Madison Blvd Northbound					Lamar St Eastbound					Int. Total
	Right	Thru	Left	U-Turns	App. Total	Right	Thru	Left	U-Turns	App. Total	Right	Thru	Left	U-Turns	App. Total	Right	Thru	Left	U-Turns	App. Total	
Peak Hour Analysis From 10:00 AM to 02:45 PM - Peak 1 of 1																					
Peak Hour for Entire Intersection Begins at 11:45 AM																					
11:45 AM	0	174	1	0	175	0	0	9	0	9	7	197	0	0	204	0	0	0	0	0	388
12:00 PM	0	179	0	0	179	1	0	7	0	8	3	187	0	0	190	0	0	0	0	0	377
12:15 PM	0	228	0	0	228	0	0	5	0	5	8	185	0	0	193	0	0	0	0	0	426
12:30 PM	0	221	0	0	221	0	0	3	1	4	4	166	0	1	171	0	0	0	0	0	396
Total Volume	0	802	1	0	803	1	0	24	1	26	22	735	0	1	758	0	0	0	0	0	1587
% App. Total	0	99.9	0.1	0		3.8	0	92.3	3.8		2.9	97	0	0.1		0	0	0	0		
PHF	.000	.879	.250	.000	.880	.250	.000	.667	.250	.722	.688	.933	.000	.250	.929	.000	.000	.000	.000	.000	.931



Quality Counts, LLC

920 Blairhill Rd, STE B106
Charlotte, NC 28217

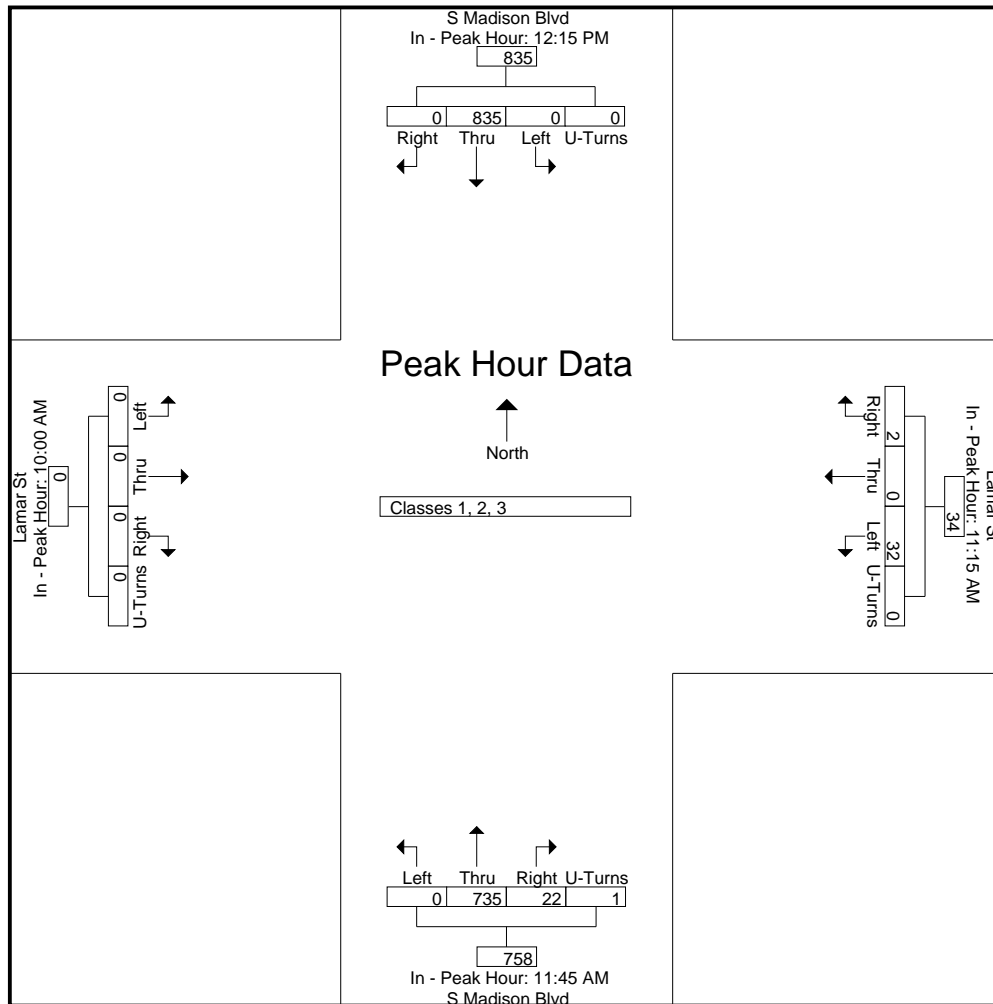
File Name : 14473008 - S Madison Blvd & Lamar St
Site Code : 14473008
Start Date : 8/30/2017
Page No : 6

Start Time	S Madison Blvd Southbound					Lamar St Westbound					S Madison Blvd Northbound					Lamar St Eastbound					Int. Total
	Rig ht	Thr u	Left	U-Turns	App. Total	Rig ht	Thr u	Left	U-Turns	App. Total	Rig ht	Thr u	Left	U-Turns	App. Total	Rig ht	Thr u	Left	U-Turns	App. Total	

Peak Hour Analysis From 10:00 AM to 02:45 PM - Peak 1 of 1

Peak Hour for Each Approach Begins at:

	12:15 PM					11:15 AM					11:45 AM					10:00 AM				
+0 mins.	0	228	0	0	228	0	0	8	0	8	7	197	0	0	204	0	0	0	0	0
+15 mins.	0	221	0	0	221	1	0	8	0	9	3	187	0	0	190	0	0	0	0	0
+30 mins.	0	186	0	0	186	0	0	9	0	9	8	185	0	0	193	0	0	0	0	0
+45 mins.	0	200	0	0	200	1	0	7	0	8	4	166	0	1	171	0	0	0	0	0
Total Volume	0	835	0	0	835	2	0	32	0	34	22	735	0	1	758	0	0	0	0	0
% App. Total	0	100	0	0		5.9	0	94.1	0		2.9	97	0	0.1		0	0	0	0	
PHF	.000	.916	.000	.000	.916	.500	.000	.889	.000	.944	.688	.933	.000	.250	.929	.000	.000	.000	.000	.000

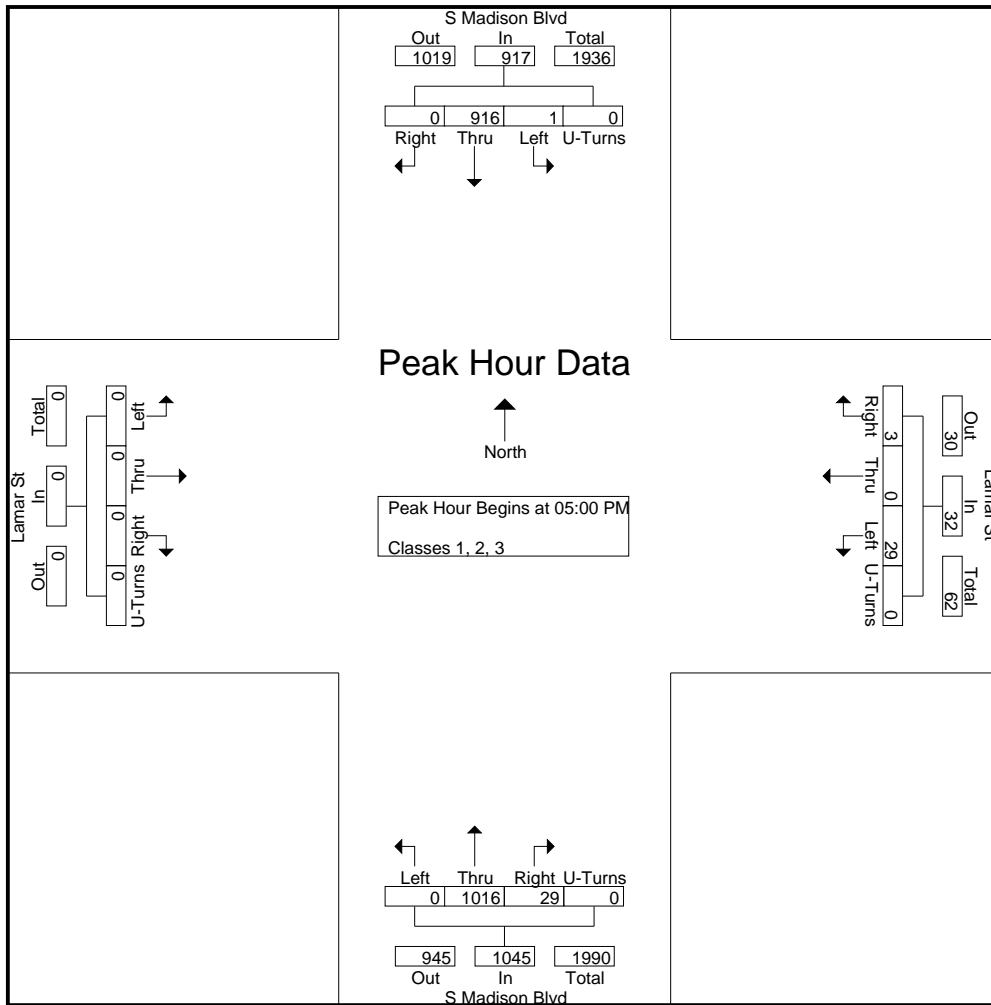


Quality Counts, LLC

920 Blairhill Rd, STE B106
Charlotte, NC 28217

File Name : 14473008 - S Madison Blvd & Lamar St
Site Code : 14473008
Start Date : 8/30/2017
Page No : 7

Start Time	S Madison Blvd Southbound					Lamar St Westbound					S Madison Blvd Northbound					Lamar St Eastbound					Int. Total
	Right	Thru	Left	U-Turns	App. Total	Right	Thru	Left	U-Turns	App. Total	Right	Thru	Left	U-Turns	App. Total	Right	Thru	Left	U-Turns	App. Total	
Peak Hour Analysis From 03:00 PM to 06:45 PM - Peak 1 of 1																					
Peak Hour for Entire Intersection Begins at 05:00 PM																					
05:00 PM	0	265	0	0	265	1	0	13	0	14	5	241	0	0	246	0	0	0	0	0	525
05:15 PM	0	243	0	0	243	0	0	5	0	5	9	245	0	0	254	0	0	0	0	0	502
05:30 PM	0	199	1	0	200	1	0	5	0	6	7	272	0	0	279	0	0	0	0	0	485
05:45 PM	0	209	0	0	209	1	0	6	0	7	8	258	0	0	266	0	0	0	0	0	482
Total Volume	0	916	1	0	917	3	0	29	0	32	29	1016	0	0	1045	0	0	0	0	0	1994
% App. Total	0	99.9	0.1	0		9.4	0	90.6	0		2.8	97.2	0	0		0	0	0	0		
PHF	.000	.864	.250	.000	.865	.750	.000	.558	.000	.571	.806	.934	.000	.000	.936	.000	.000	.000	.000	.000	.950



Quality Counts, LLC

920 Blairhill Rd, STE B106
Charlotte, NC 28217

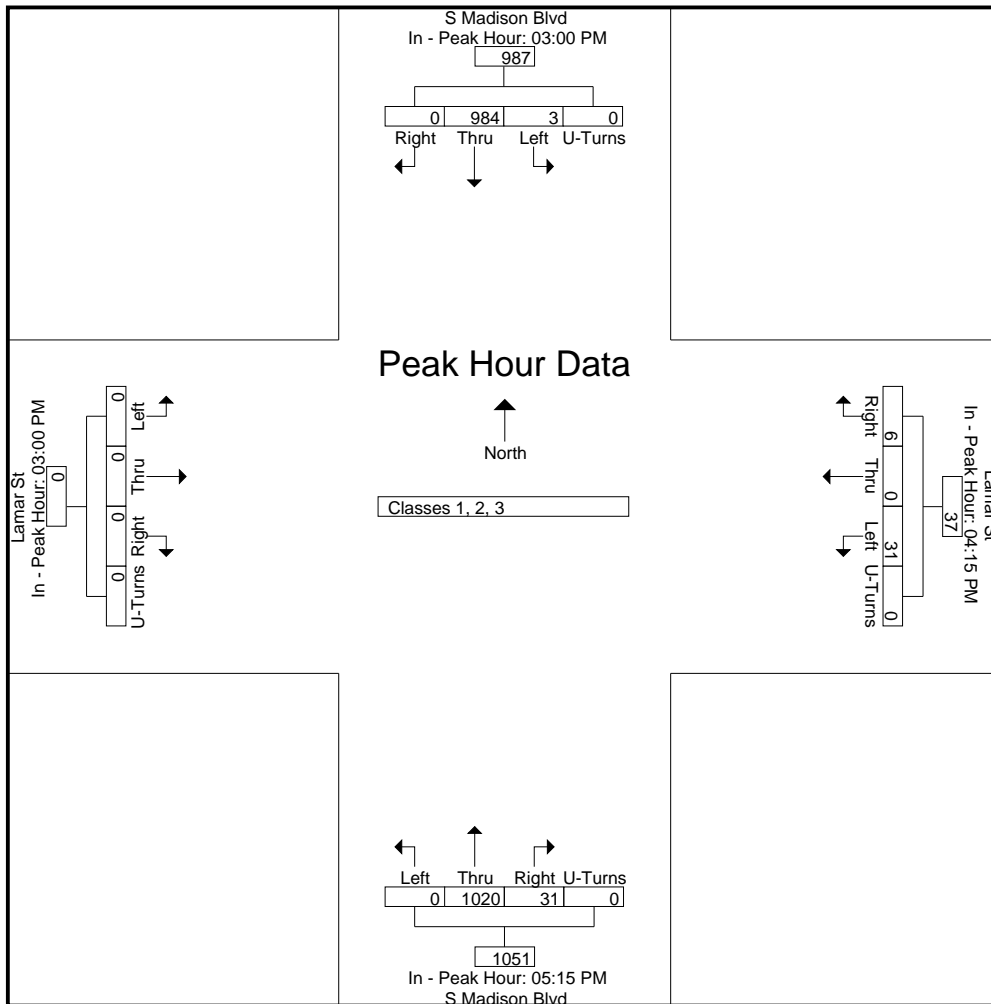
File Name : 14473008 - S Madison Blvd & Lamar St
Site Code : 14473008
Start Date : 8/30/2017
Page No : 8

Start Time	S Madison Blvd Southbound					Lamar St Westbound					S Madison Blvd Northbound					Lamar St Eastbound					Int. Total
	Right	Thru	Left	U-Turns	App. Total	Right	Thru	Left	U-Turns	App. Total	Right	Thru	Left	U-Turns	App. Total	Right	Thru	Left	U-Turns	App. Total	

Peak Hour Analysis From 03:00 PM to 06:45 PM - Peak 1 of 1

Peak Hour for Each Approach Begins at:

	03:00 PM					04:15 PM					05:15 PM					03:00 PM				
+0 mins.	0	229	0	0	229	0	0	5	0	5	9	245	0	0	254	0	0	0	0	0
+15 mins.	0	279	2	0	281	2	0	6	0	8	7	272	0	0	279	0	0	0	0	0
+30 mins.	0	236	1	0	237	3	0	7	0	10	8	258	0	0	266	0	0	0	0	0
+45 mins.	0	240	0	0	240	1	0	13	0	14	7	245	0	0	252	0	0	0	0	0
Total Volume	0	984	3	0	987	6	0	31	0	37	31	1020	0	0	1051	0	0	0	0	0
% App. Total	0	99.7	0.3	0		16.2	0	83.8	0		2.9	97.1	0	0		0	0	0	0	
PHF	.000	.882	.375	.000	.878	.500	.000	.596	.000	.661	.861	.938	.000	.000	.942	.000	.000	.000	.000	.000



Quality Counts, LLC

920 Blairhill Rd, STE B106
Charlotte, NC 28217

File Name : 14473008 - S Madison Blvd & Lamar St

Site Code : 14473008

Start Date : 8/30/2017

Page No : 1

Groups Printed- Classes 4, 5, 6, 7

Start Time	S Madison Blvd Southbound					Lamar St Westbound					S Madison Blvd Northbound					Lamar St Eastbound					Int. Total	
	Right	Thru	Left	U-Turns	App. Total	Right	Thru	Left	U-Turns	App. Total	Right	Thru	Left	U-Turns	App. Total	Right	Thru	Left	U-Turns	App. Total		
06:00 AM	0	4	0	0	4	0	0	0	0	0	0	0	0	0	0	0	0	0	0	0	0	4
06:15 AM	0	2	0	0	2	0	0	0	0	0	1	2	0	0	3	0	0	0	0	0	0	5
06:30 AM	0	5	0	0	5	0	0	0	0	0	0	4	0	0	4	0	0	0	0	0	0	9
06:45 AM	0	1	0	0	1	0	0	0	0	0	0	3	0	0	3	0	0	0	0	0	0	4
Total	0	12	0	0	12	0	0	0	0	0	1	9	0	0	10	0	0	0	0	0	0	22
07:00 AM	0	3	0	0	3	0	0	0	0	0	0	5	0	0	5	0	0	0	0	0	0	8
07:15 AM	0	5	0	0	5	0	0	0	0	0	0	10	0	0	10	0	0	0	0	0	0	15
07:30 AM	0	9	0	0	9	0	0	0	0	0	0	13	0	0	13	0	0	0	0	0	0	22
07:45 AM	0	7	0	0	7	0	0	0	0	0	1	11	0	0	12	0	0	0	0	0	0	19
Total	0	24	0	0	24	0	0	0	0	0	1	39	0	0	40	0	0	0	0	0	0	64
08:00 AM	0	11	0	0	11	0	0	0	0	0	0	9	0	0	9	0	0	0	0	0	0	20
08:15 AM	0	2	0	0	2	0	0	0	0	0	0	6	0	0	6	0	0	0	0	0	0	8
08:30 AM	0	5	0	0	5	0	0	0	0	0	0	9	0	0	9	0	0	0	0	0	0	14
08:45 AM	0	5	0	0	5	0	0	0	0	0	0	5	0	0	5	0	0	0	0	0	0	10
Total	0	23	0	0	23	0	0	0	0	0	0	29	0	0	29	0	0	0	0	0	0	52
09:00 AM	0	1	0	0	1	0	0	1	0	1	0	6	0	0	6	0	0	0	0	0	0	8
09:15 AM	0	6	0	0	6	0	0	0	0	0	0	9	0	0	9	0	0	0	0	0	0	15
09:30 AM	0	4	0	0	4	0	0	0	0	0	0	8	0	0	8	0	0	0	0	0	0	12
09:45 AM	0	1	0	0	1	0	0	0	0	0	0	8	0	0	8	0	0	0	0	0	0	9
Total	0	12	0	0	12	0	0	1	0	1	0	31	0	0	31	0	0	0	0	0	0	44
10:00 AM	0	4	0	0	4	0	0	0	0	0	0	7	0	0	7	0	0	0	0	0	0	11
10:15 AM	0	6	0	0	6	0	0	0	0	0	1	5	0	0	6	0	0	0	0	0	0	12
10:30 AM	0	4	0	0	4	0	0	0	0	0	0	7	0	0	7	0	0	0	0	0	0	11
10:45 AM	0	11	0	0	11	0	0	0	0	0	0	0	0	0	0	0	0	0	0	0	0	11
Total	0	25	0	0	25	0	0	0	0	0	1	19	0	0	20	0	0	0	0	0	0	45
11:00 AM	0	5	0	0	5	0	0	0	0	0	0	1	0	0	1	0	0	0	0	0	0	6
11:15 AM	0	9	0	0	9	0	0	0	0	0	0	9	0	0	9	0	0	0	0	0	0	18
11:30 AM	0	5	0	0	5	0	0	0	0	0	0	6	0	0	6	0	0	0	0	0	0	11
11:45 AM	0	6	0	0	6	0	0	0	0	0	0	1	0	0	1	0	0	0	0	0	0	7
Total	0	25	0	0	25	0	0	0	0	0	0	17	0	0	17	0	0	0	0	0	0	42
12:00 PM	0	5	0	0	5	0	0	0	0	0	0	5	0	0	5	0	0	0	0	0	0	10
12:15 PM	0	9	0	0	9	0	0	0	0	0	0	4	0	0	4	0	0	0	0	0	0	13
12:30 PM	0	7	0	0	7	0	0	0	0	0	0	1	0	0	1	0	0	0	0	0	0	8
12:45 PM	0	6	1	0	7	0	0	0	0	0	0	3	0	0	3	0	0	0	0	0	0	10
Total	0	27	1	0	28	0	0	0	0	0	0	13	0	0	13	0	0	0	0	0	0	41
01:00 PM	0	6	0	0	6	0	0	0	0	0	0	5	0	0	5	0	0	0	0	0	0	11
01:15 PM	0	4	0	0	4	0	0	0	0	0	0	4	0	0	4	0	0	0	0	0	0	8
01:30 PM	0	4	0	0	4	0	0	0	0	0	0	2	0	0	2	0	0	0	0	0	0	6
01:45 PM	0	4	0	0	4	0	0	0	0	0	0	2	0	0	2	0	0	0	0	0	0	6
Total	0	18	0	0	18	0	0	0	0	0	0	13	0	0	13	0	0	0	0	0	0	31
02:00 PM	0	2	0	0	2	0	0	0	0	0	0	4	0	0	4	0	0	0	0	0	0	6
02:15 PM	0	3	0	0	3	0	0	0	0	0	0	5	0	0	5	0	0	0	0	0	0	8
02:30 PM	0	7	0	0	7	0	0	0	0	0	0	9	0	0	9	0	0	0	0	0	0	16
02:45 PM	0	14	0	0	14	0	0	0	0	0	0	8	0	0	8	0	0	0	0	0	0	22
Total	0	26	0	0	26	0	0	0	0	0	0	26	0	0	26	0	0	0	0	0	0	52
03:00 PM	0	18	0	0	18	0	0	0	0	0	0	6	0	0	6	0	0	0	0	0	0	24
03:15 PM	0	8	0	0	8	0	0	0	0	0	0	7	0	0	7	0	0	0	0	0	0	15
03:30 PM	0	2	0	0	2	0	0	0	0	0	0	4	0	0	4	0	0	0	0	0	0	6
03:45 PM	0	4	0	0	4	0	0	0	0	0	0	11	0	0	11	0	0	0	0	0	0	15
Total	0	32	0	0	32	0	0	0	0	0	0	28	0	0	28	0	0	0	0	0	0	60

Quality Counts, LLC

920 Blairhill Rd, STE B106
Charlotte, NC 28217

File Name : 14473008 - S Madison Blvd & Lamar St

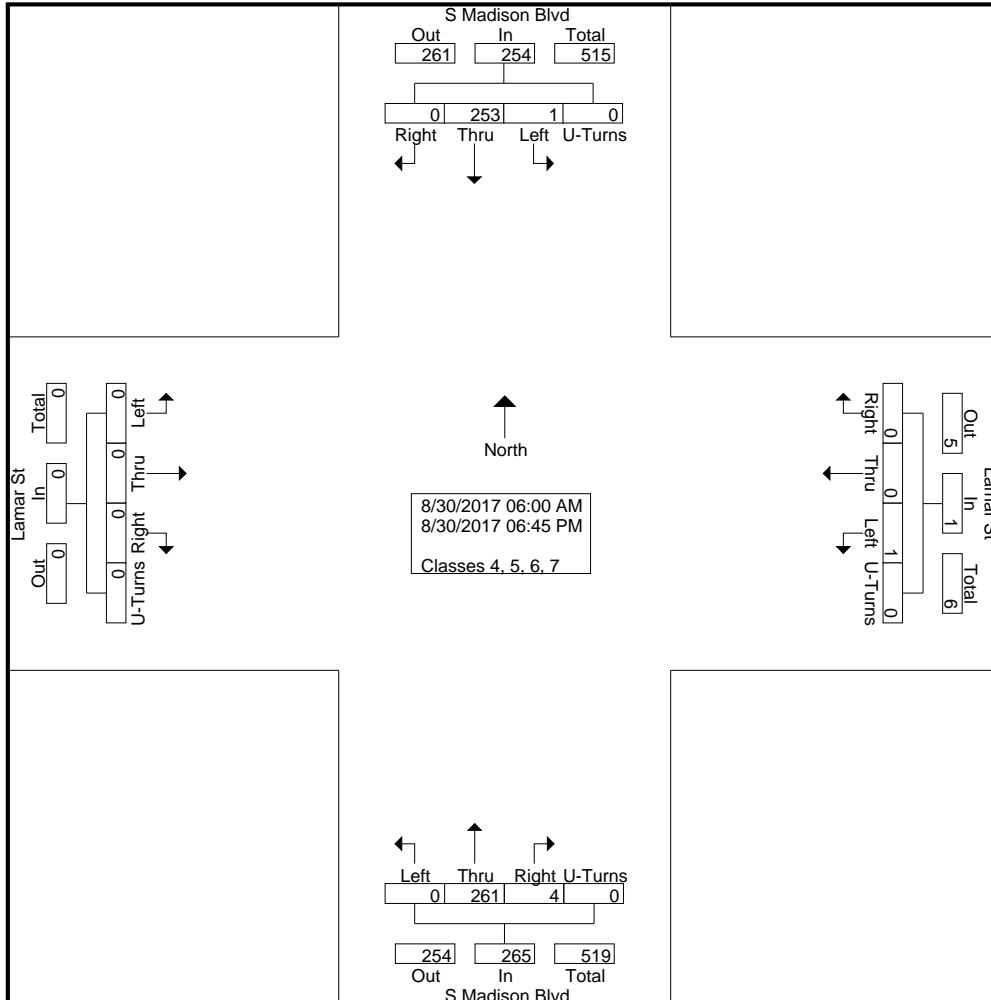
Site Code : 14473008

Start Date : 8/30/2017

Page No : 2

Groups Printed- Classes 4, 5, 6, 7

Start Time	S Madison Blvd Southbound					Lamar St Westbound					S Madison Blvd Northbound					Lamar St Eastbound					Int. Total					
	Right	Thru	Left	U-Turns	App. Total	Right	Thru	Left	U-Turns	App. Total	Right	Thru	Left	U-Turns	App. Total	Right	Thru	Left	U-Turns	App. Total						
04:00 PM	0	2	0	0	2	0	0	0	0	0	0	7	0	0	7	0	0	0	0	0	0	0	0	0	0	9
04:15 PM	0	4	0	0	4	0	0	0	0	0	1	4	0	0	5	0	0	0	0	0	0	0	0	0	0	9
04:30 PM	0	0	0	0	0	0	0	0	0	0	0	3	0	0	3	0	0	0	0	0	0	0	0	0	0	3
04:45 PM	0	1	0	0	1	0	0	0	0	0	0	4	0	0	4	0	0	0	0	0	0	0	0	0	0	5
Total	0	7	0	0	7	0	0	0	0	0	1	18	0	0	19	0	0	0	0	0	0	0	0	0	0	26
05:00 PM	0	4	0	0	4	0	0	0	0	0	0	5	0	0	5	0	0	0	0	0	0	0	0	0	0	9
05:15 PM	0	3	0	0	3	0	0	0	0	0	0	1	0	0	1	0	0	0	0	0	0	0	0	0	0	4
05:30 PM	0	2	0	0	2	0	0	0	0	0	0	4	0	0	4	0	0	0	0	0	0	0	0	0	0	6
05:45 PM	0	4	0	0	4	0	0	0	0	0	0	2	0	0	2	0	0	0	0	0	0	0	0	0	0	6
Total	0	13	0	0	13	0	0	0	0	0	0	12	0	0	12	0	0	0	0	0	0	0	0	0	0	25
06:00 PM	0	4	0	0	4	0	0	0	0	0	0	1	0	0	1	0	0	0	0	0	0	0	0	0	0	5
06:15 PM	0	1	0	0	1	0	0	0	0	0	0	2	0	0	2	0	0	0	0	0	0	0	0	0	0	3
06:30 PM	0	3	0	0	3	0	0	0	0	0	0	4	0	0	4	0	0	0	0	0	0	0	0	0	0	7
06:45 PM	0	1	0	0	1	0	0	0	0	0	0	0	0	0	0	0	0	0	0	0	0	0	0	0	0	1
Total	0	9	0	0	9	0	0	0	0	0	0	7	0	0	7	0	0	0	0	0	0	0	0	0	0	16
Grand Total	0	253	1	0	254	0	0	1	0	1	4	261	0	0	265	0	0	0	0	0	0	0	0	0	0	520
Apprch %	0	99.6	0.4	0		0	0	100	0		1.5	98.5	0	0		0	0	0	0		0	0	0	0		
Total %	0	48.7	0.2	0	48.8	0	0	0.2	0	0.2	0.8	50.2	0	0	51	0	0	0	0		0	0	0	0		

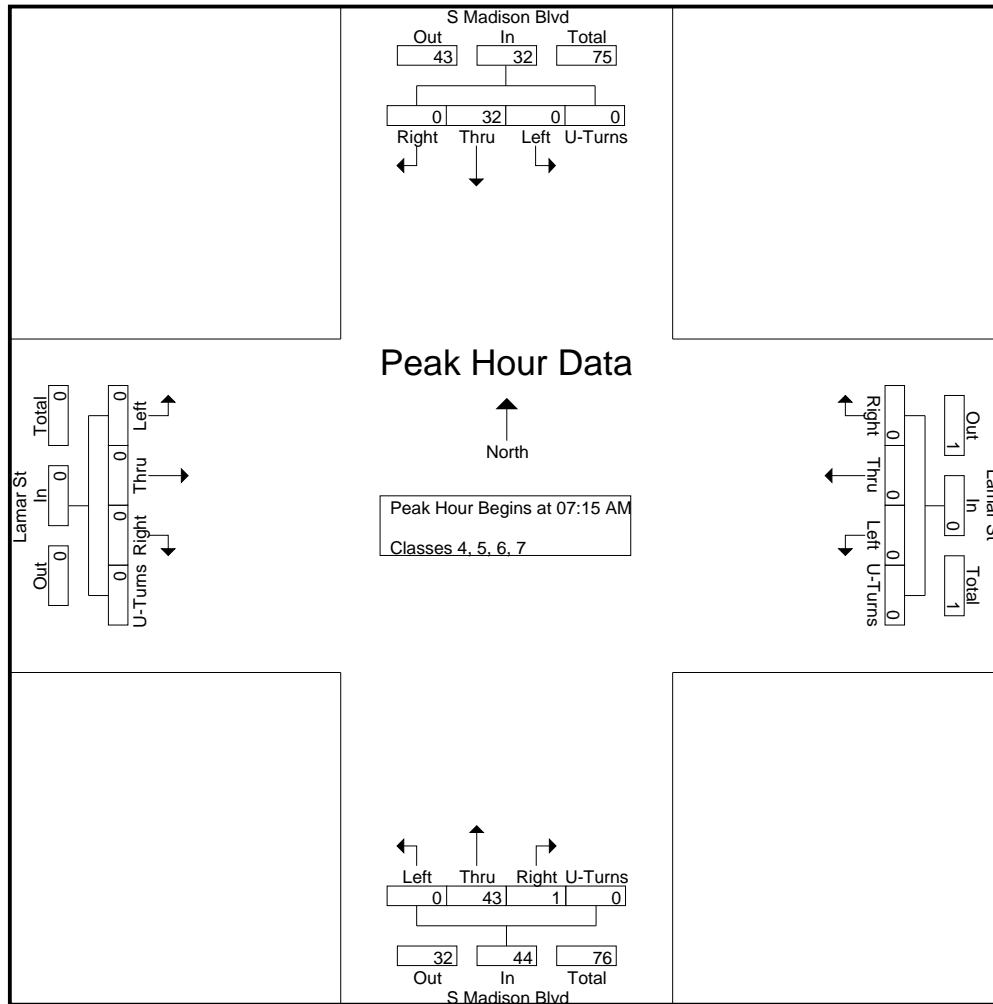


Quality Counts, LLC

920 Blairhill Rd, STE B106
Charlotte, NC 28217

File Name : 14473008 - S Madison Blvd & Lamar St
Site Code : 14473008
Start Date : 8/30/2017
Page No : 3

Start Time	S Madison Blvd Southbound					Lamar St Westbound					S Madison Blvd Northbound					Lamar St Eastbound					Int. Total
	Right	Thru	Left	U-Turns	App. Total	Right	Thru	Left	U-Turns	App. Total	Right	Thru	Left	U-Turns	App. Total	Right	Thru	Left	U-Turns	App. Total	
Peak Hour Analysis From 06:00 AM to 09:45 AM - Peak 1 of 1																					
Peak Hour for Entire Intersection Begins at 07:15 AM																					
07:15 AM	0	5	0	0	5	0	0	0	0	0	0	10	0	0	10	0	0	0	0	0	15
07:30 AM	0	9	0	0	9	0	0	0	0	0	0	13	0	0	13	0	0	0	0	0	22
07:45 AM	0	7	0	0	7	0	0	0	0	0	1	11	0	0	12	0	0	0	0	0	19
08:00 AM	0	11	0	0	11	0	0	0	0	0	0	9	0	0	9	0	0	0	0	0	20
Total Volume	0	32	0	0	32	0	0	0	0	0	1	43	0	0	44	0	0	0	0	0	76
% App. Total	0	100	0	0		0	0	0	0		2.3	97.7	0	0		0	0	0	0		
PHF	.000	.727	.000	.000	.727	.000	.000	.000	.000	.000	.250	.827	.000	.000	.846	.000	.000	.000	.000	.000	.864



Quality Counts, LLC

920 Blairhill Rd, STE B106
Charlotte, NC 28217

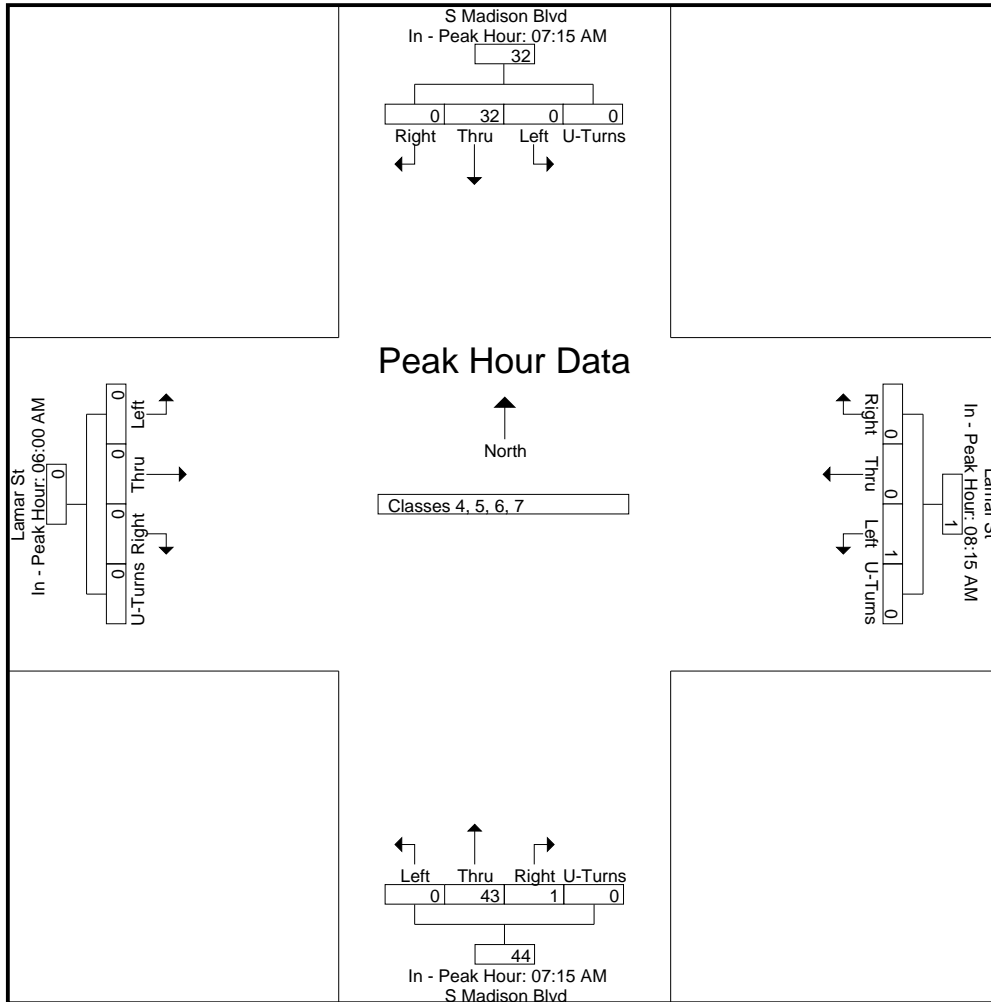
File Name : 14473008 - S Madison Blvd & Lamar St
Site Code : 14473008
Start Date : 8/30/2017
Page No : 4

Start Time	S Madison Blvd Southbound					Lamar St Westbound					S Madison Blvd Northbound					Lamar St Eastbound					Int. Total
	Right	Thru	Left	U-Turns	App. Total	Right	Thru	Left	U-Turns	App. Total	Right	Thru	Left	U-Turns	App. Total	Right	Thru	Left	U-Turns	App. Total	

Peak Hour Analysis From 06:00 AM to 09:45 AM - Peak 1 of 1

Peak Hour for Each Approach Begins at:

	07:15 AM					08:15 AM					07:15 AM					06:00 AM				
+0 mins.	0	5	0	0	5	0	0	0	0	0	0	10	0	0	10	0	0	0	0	0
+15 mins.	0	9	0	0	9	0	0	0	0	0	0	13	0	0	13	0	0	0	0	0
+30 mins.	0	7	0	0	7	0	0	0	0	0	1	11	0	0	12	0	0	0	0	0
+45 mins.	0	11	0	0	11	0	0	1	0	1	0	9	0	0	9	0	0	0	0	0
Total Volume	0	32	0	0	32	0	0	1	0	1	1	43	0	0	44	0	0	0	0	0
% App. Total	0	100	0	0		0	0	100	0		2.3	97.7	0	0		0	0	0	0	
PHF	.000	.727	.000	.000	.727	.000	.000	.250	.000	.250	.250	.827	.000	.000	.846	.000	.000	.000	.000	.000



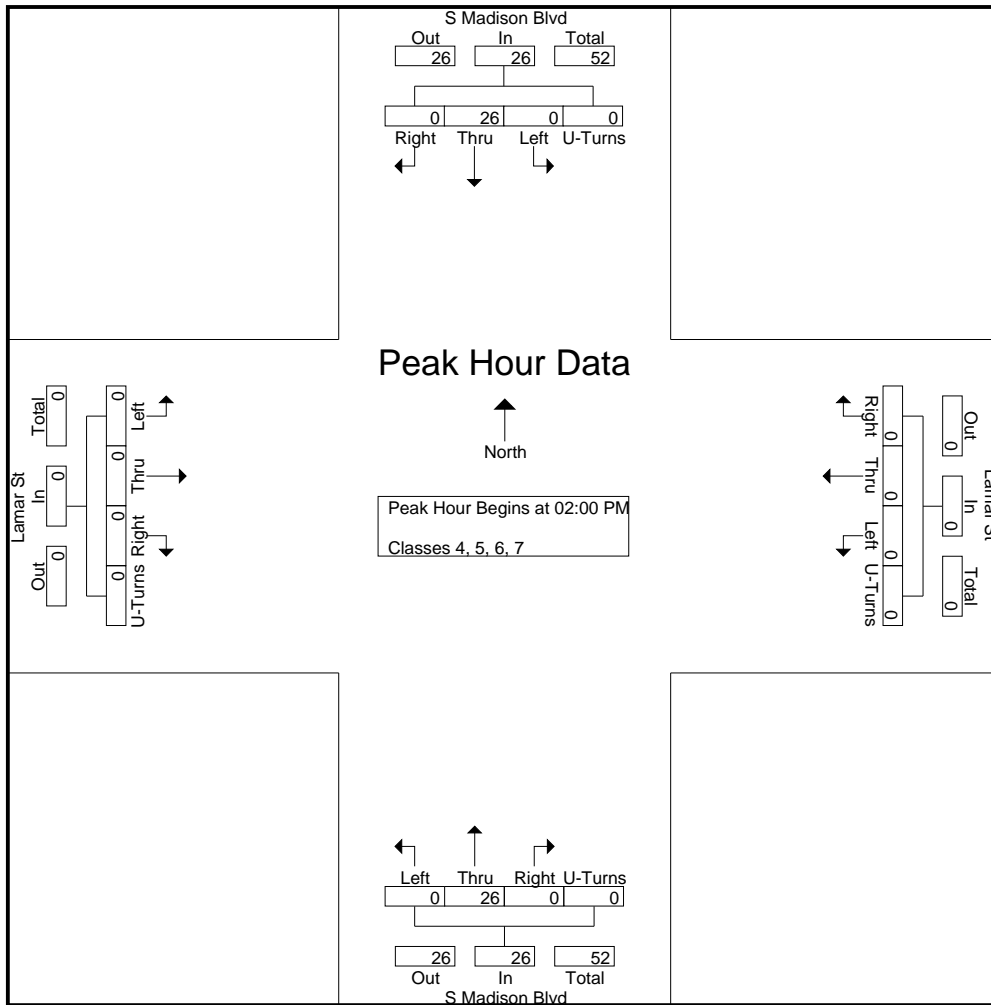
Quality Counts, LLC

920 Blairhill Rd, STE B106
Charlotte, NC 28217

File Name : 14473008 - S Madison Blvd & Lamar St
Site Code : 14473008
Start Date : 8/30/2017
Page No : 5

Start Time	S Madison Blvd Southbound					Lamar St Westbound					S Madison Blvd Northbound					Lamar St Eastbound					Int. Total
	Right	Thru	Left	U-Turns	App. Total	Right	Thru	Left	U-Turns	App. Total	Right	Thru	Left	U-Turns	App. Total	Right	Thru	Left	U-Turns	App. Total	
02:00 PM	0	2	0	0	2	0	0	0	0	0	0	4	0	0	4	0	0	0	0	0	6
02:15 PM	0	3	0	0	3	0	0	0	0	0	0	5	0	0	5	0	0	0	0	0	8
02:30 PM	0	7	0	0	7	0	0	0	0	0	0	9	0	0	9	0	0	0	0	0	16
02:45 PM	0	14	0	0	14	0	0	0	0	0	0	8	0	0	8	0	0	0	0	0	22
Total Volume	0	26	0	0	26	0	0	0	0	0	0	26	0	0	26	0	0	0	0	0	52
% App. Total	0	100	0	0		0	0	0	0		0	100	0	0		0	0	0	0		
PHF	.000	.464	.000	.000	.464	.000	.000	.000	.000	.000	.000	.722	.000	.000	.722	.000	.000	.000	.000	.000	.591

Peak Hour Analysis From 10:00 AM to 02:45 PM - Peak 1 of 1
Peak Hour for Entire Intersection Begins at 02:00 PM



Quality Counts, LLC

920 Blairhill Rd, STE B106
Charlotte, NC 28217

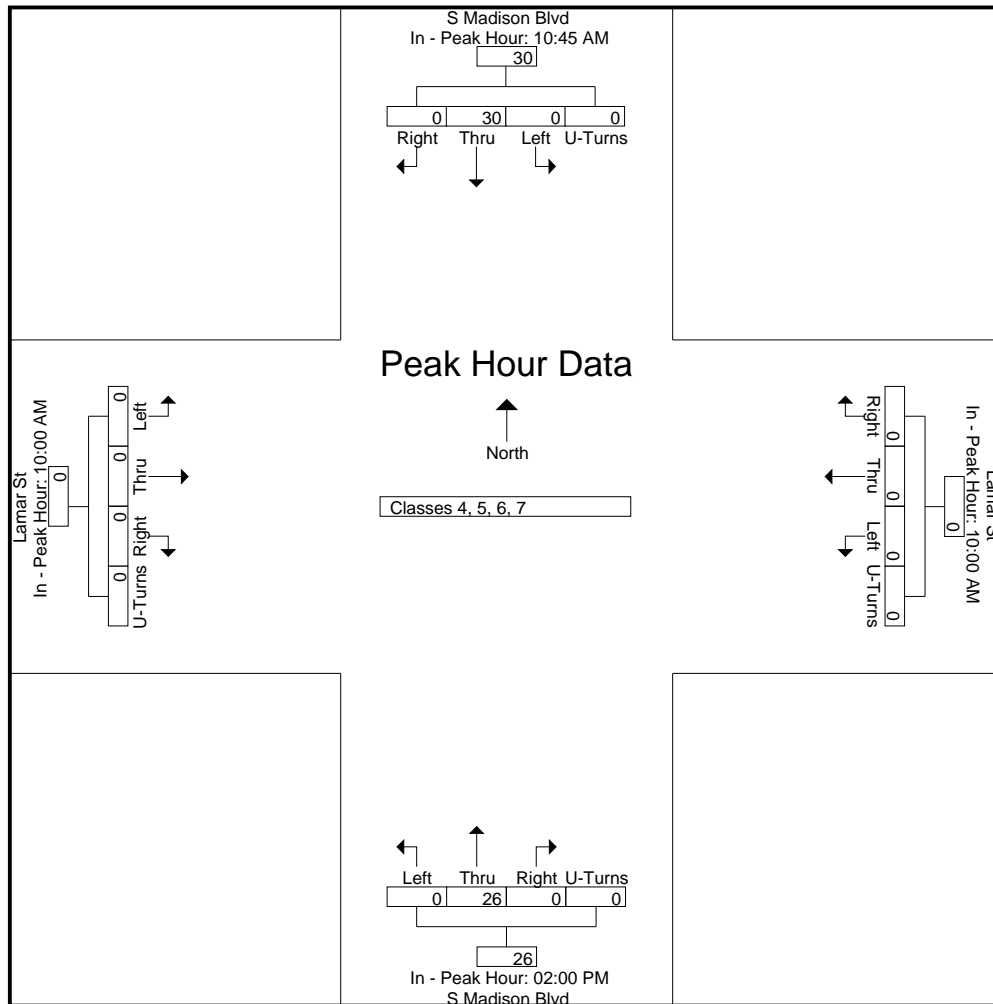
File Name : 14473008 - S Madison Blvd & Lamar St
Site Code : 14473008
Start Date : 8/30/2017
Page No : 6

Start Time	S Madison Blvd Southbound					Lamar St Westbound					S Madison Blvd Northbound					Lamar St Eastbound					Int. Total
	Rig ht	Thr u	Left	U-Turns	App. Total	Right	Thr u	Left	U-Turns	App. Total	Right	Thr u	Left	U-Turns	App. Total	Right	Thr u	Left	U-Turns	App. Total	

Peak Hour Analysis From 10:00 AM to 02:45 PM - Peak 1 of 1

Peak Hour for Each Approach Begins at:

	10:45 AM					10:00 AM					02:00 PM					10:00 AM				
+0 mins.	0	11	0	0	11	0	0	0	0	0	0	4	0	0	4	0	0	0	0	0
+15 mins.	0	5	0	0	5	0	0	0	0	0	0	5	0	0	5	0	0	0	0	0
+30 mins.	0	9	0	0	9	0	0	0	0	0	0	9	0	0	9	0	0	0	0	0
+45 mins.	0	5	0	0	5	0	0	0	0	0	0	8	0	0	8	0	0	0	0	0
Total Volume	0	30	0	0	30	0	0	0	0	0	0	26	0	0	26	0	0	0	0	0
% App. Total	0	100	0	0	0	0	0	0	0	0	0	100	0	0	0	0	0	0	0	0
PHF	.000	.682	.000	.000	.682	.000	.000	.000	.000	.000	.000	.722	.000	.000	.722	.000	.000	.000	.000	.000



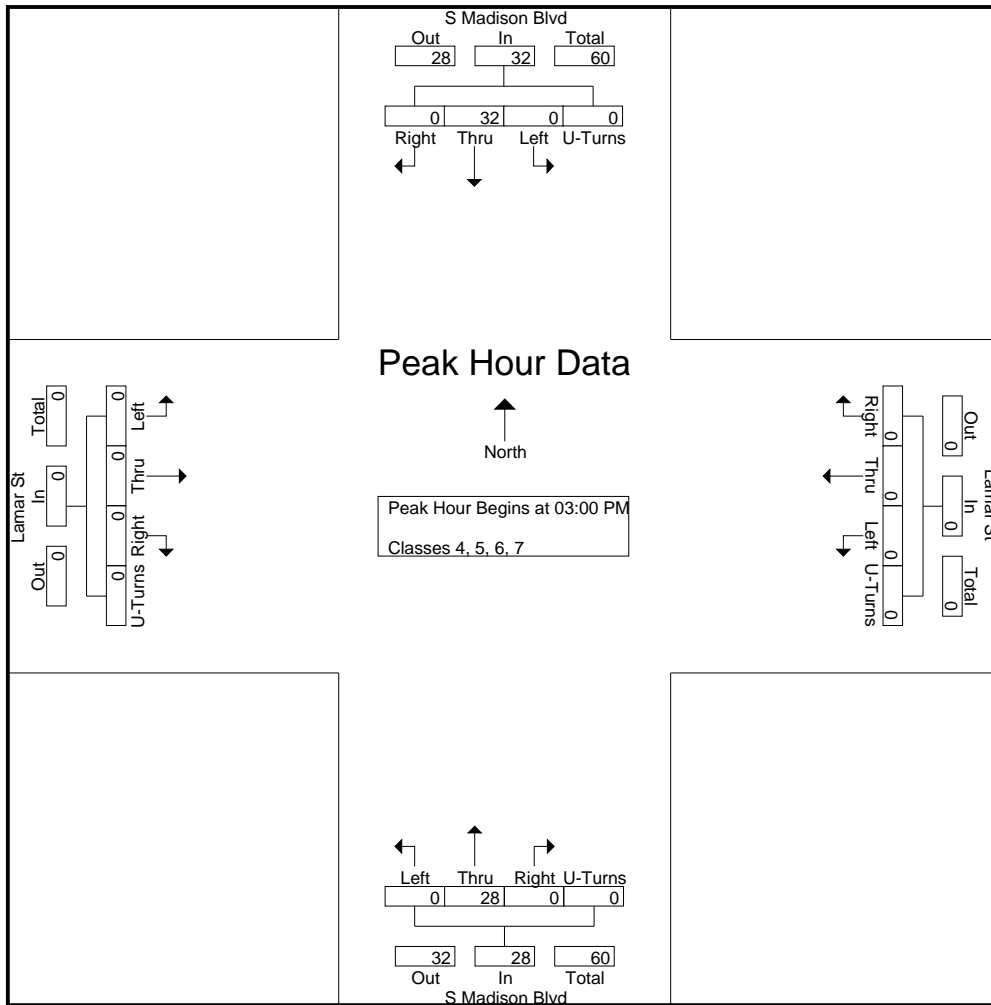
Quality Counts, LLC

920 Blairhill Rd, STE B106
Charlotte, NC 28217

File Name : 14473008 - S Madison Blvd & Lamar St
Site Code : 14473008
Start Date : 8/30/2017
Page No : 7

Start Time	S Madison Blvd Southbound					Lamar St Westbound					S Madison Blvd Northbound					Lamar St Eastbound					Int. Total
	Right	Thru	Left	U-Turns	App. Total	Right	Thru	Left	U-Turns	App. Total	Right	Thru	Left	U-Turns	App. Total	Right	Thru	Left	U-Turns	App. Total	
03:00 PM	0	18	0	0	18	0	0	0	0	0	0	6	0	0	6	0	0	0	0	0	24
03:15 PM	0	8	0	0	8	0	0	0	0	0	0	7	0	0	7	0	0	0	0	0	15
03:30 PM	0	2	0	0	2	0	0	0	0	0	0	4	0	0	4	0	0	0	0	0	6
03:45 PM	0	4	0	0	4	0	0	0	0	0	0	11	0	0	11	0	0	0	0	0	15
Total Volume	0	32	0	0	32	0	0	0	0	0	0	28	0	0	28	0	0	0	0	0	60
% App. Total	0	100	0	0		0	0	0	0		0	100	0	0		0	0	0	0		
PHF	.000	.444	.000	.000	.444	.000	.000	.000	.000	.000	.000	.636	.000	.000	.636	.000	.000	.000	.000	.000	.625

Peak Hour Analysis From 03:00 PM to 06:45 PM - Peak 1 of 1
Peak Hour for Entire Intersection Begins at 03:00 PM



Quality Counts, LLC

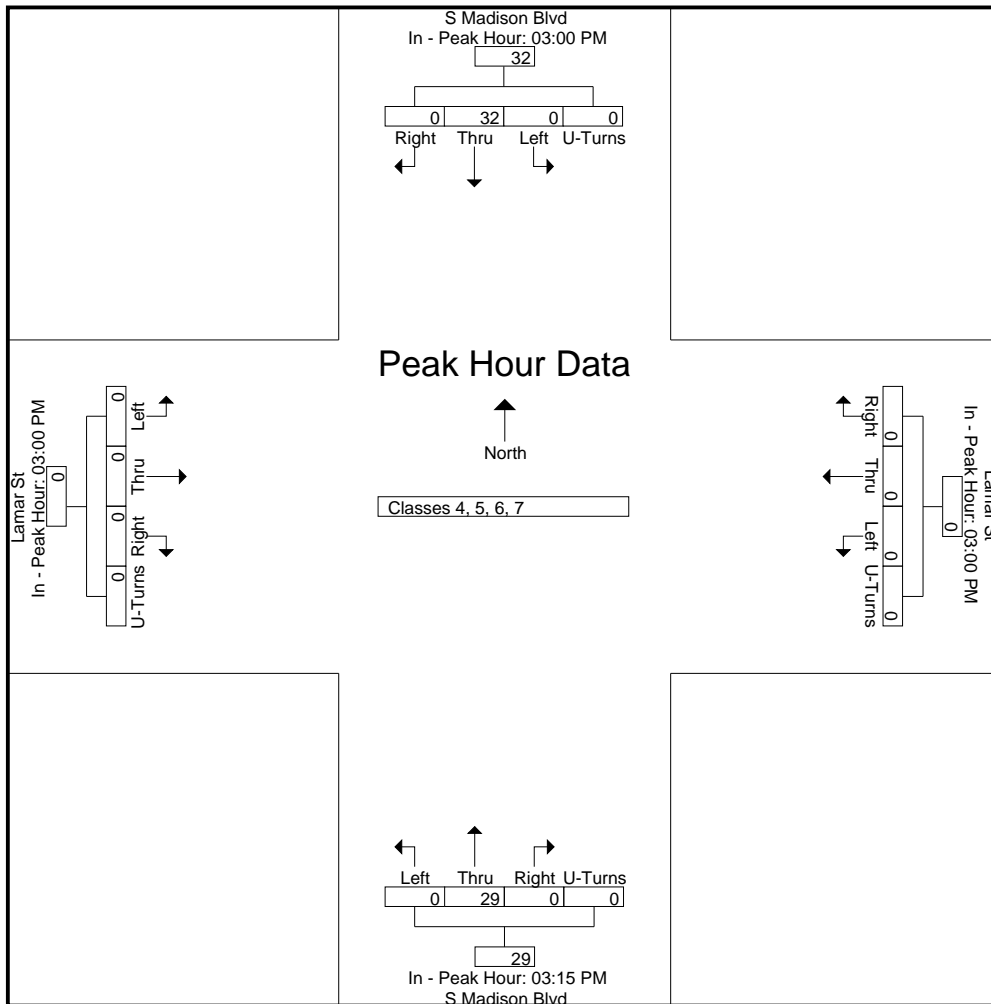
920 Blairhill Rd, STE B106
Charlotte, NC 28217

File Name : 14473008 - S Madison Blvd & Lamar St
Site Code : 14473008
Start Date : 8/30/2017
Page No : 8

Start Time	S Madison Blvd Southbound					Lamar St Westbound					S Madison Blvd Northbound					Lamar St Eastbound					Int. Total
	Rig ht	Thr u	Left	U-Turns	App. Total	Right	Thr u	Left	U-Turns	App. Total	Right	Thr u	Left	U-Turns	App. Total	Right	Thr u	Left	U-Turns	App. Total	

Peak Hour Analysis From 03:00 PM to 06:45 PM - Peak 1 of 1
Peak Hour for Each Approach Begins at:

	03:00 PM					03:00 PM					03:15 PM					03:00 PM				
+0 mins.	0	18	0	0	18	0	0	0	0	0	0	7	0	0	7	0	0	0	0	0
+15 mins.	0	8	0	0	8	0	0	0	0	0	0	4	0	0	4	0	0	0	0	0
+30 mins.	0	2	0	0	2	0	0	0	0	0	0	11	0	0	11	0	0	0	0	0
+45 mins.	0	4	0	0	4	0	0	0	0	0	0	7	0	0	7	0	0	0	0	0
Total Volume	0	32	0	0	32	0	0	0	0	0	0	29	0	0	29	0	0	0	0	0
% App. Total	0	100	0	0	0	0	0	0	0	0	0	100	0	0	0	0	0	0	0	0
PHF	.000	.444	.000	.000	.444	.000	.000	.000	.000	.000	.000	.659	.000	.000	.659	.000	.000	.000	.000	.000



Quality Counts, LLC

920 Blairhill Rd, STE B106
Charlotte, NC 28217

File Name : 14473008 - S Madison Blvd & Lamar St

Site Code : 14473008

Start Date : 8/30/2017

Page No : 1

Groups Printed- Classes 8, 9, 10

Start Time	S Madison Blvd Southbound					Lamar St Westbound					S Madison Blvd Northbound					Lamar St Eastbound					Int. Total
	Right	Thru	Left	U-Turns	App. Total	Right	Thru	Left	U-Turns	App. Total	Right	Thru	Left	U-Turns	App. Total	Right	Thru	Left	U-Turns	App. Total	
06:00 AM	0	5	0	0	5	0	0	0	0	0	0	6	0	0	6	0	0	0	0	0	11
06:15 AM	0	3	0	0	3	0	0	0	0	0	0	1	0	0	1	0	0	0	0	0	4
06:30 AM	0	3	0	0	3	0	0	0	0	0	0	4	0	0	4	0	0	0	0	0	7
06:45 AM	0	4	0	0	4	0	0	0	0	0	0	4	0	0	4	0	0	0	0	0	8
Total	0	15	0	0	15	0	0	0	0	0	0	15	0	0	15	0	0	0	0	0	30
07:00 AM	0	3	0	0	3	0	0	0	0	0	0	2	0	0	2	0	0	0	0	0	5
07:15 AM	0	5	0	0	5	0	0	0	0	0	0	6	0	0	6	0	0	0	0	0	11
07:30 AM	0	4	0	0	4	0	0	0	0	0	0	5	0	0	5	0	0	0	0	0	9
07:45 AM	0	9	0	0	9	0	0	0	0	0	0	2	0	0	2	0	0	0	0	0	11
Total	0	21	0	0	21	0	0	0	0	0	0	15	0	0	15	0	0	0	0	0	36
08:00 AM	0	5	0	0	5	0	0	0	0	0	0	3	0	0	3	0	0	0	0	0	8
08:15 AM	0	5	0	0	5	0	0	0	0	0	0	5	0	0	5	0	0	0	0	0	10
08:30 AM	0	8	0	0	8	0	0	0	0	0	0	10	0	0	10	0	0	0	0	0	18
08:45 AM	0	4	0	0	4	0	0	0	0	0	0	6	0	0	6	0	0	0	0	0	10
Total	0	22	0	0	22	0	0	0	0	0	0	24	0	0	24	0	0	0	0	0	46
09:00 AM	0	7	0	0	7	0	0	0	0	0	0	8	0	0	8	0	0	0	0	0	15
09:15 AM	0	9	0	0	9	0	0	0	0	0	0	10	0	0	10	0	0	0	0	0	19
09:30 AM	0	6	0	0	6	0	0	0	0	0	0	6	0	0	6	0	0	0	0	0	12
09:45 AM	0	3	0	0	3	0	0	0	0	0	0	7	0	0	7	0	0	0	0	0	10
Total	0	25	0	0	25	0	0	0	0	0	0	31	0	0	31	0	0	0	0	0	56
10:00 AM	0	4	0	0	4	0	0	0	0	0	0	14	0	0	14	0	0	0	0	0	18
10:15 AM	0	11	0	0	11	0	0	0	0	0	0	7	0	0	7	0	0	0	0	0	18
10:30 AM	0	4	0	0	4	0	0	0	0	0	0	3	0	0	3	0	0	0	0	0	7
10:45 AM	0	5	0	0	5	0	0	0	0	0	0	5	0	0	5	0	0	0	0	0	10
Total	0	24	0	0	24	0	0	0	0	0	0	29	0	0	29	0	0	0	0	0	53
11:00 AM	0	6	0	0	6	0	0	0	0	0	0	7	0	0	7	0	0	0	0	0	13
11:15 AM	0	8	0	0	8	0	0	0	0	0	0	7	0	0	7	0	0	0	0	0	15
11:30 AM	0	4	0	0	4	0	0	0	0	0	0	8	0	0	8	0	0	0	0	0	12
11:45 AM	0	0	0	0	0	0	0	0	0	0	0	5	0	0	5	0	0	0	0	0	5
Total	0	18	0	0	18	0	0	0	0	0	0	27	0	0	27	0	0	0	0	0	45
12:00 PM	0	3	0	0	3	0	0	0	0	0	0	4	0	0	4	0	0	0	0	0	7
12:15 PM	0	2	0	0	2	0	0	0	0	0	0	6	0	0	6	0	0	0	0	0	8
12:30 PM	0	5	0	0	5	0	0	0	0	0	0	8	0	0	8	0	0	0	0	0	13
12:45 PM	0	6	0	0	6	0	0	0	0	0	0	10	0	0	10	0	0	0	0	0	16
Total	0	16	0	0	16	0	0	0	0	0	0	28	0	0	28	0	0	0	0	0	44
01:00 PM	0	1	0	0	1	0	0	0	0	0	0	7	0	0	7	0	0	0	0	0	8
01:15 PM	0	4	0	0	4	0	0	0	0	0	0	3	0	0	3	0	0	0	0	0	7
01:30 PM	0	5	0	0	5	0	0	0	0	0	0	9	0	0	9	0	0	0	0	0	14
01:45 PM	0	4	0	0	4	0	0	0	0	0	0	8	0	0	8	0	0	0	0	0	12
Total	0	14	0	0	14	0	0	0	0	0	0	27	0	0	27	0	0	0	0	0	41
02:00 PM	0	4	0	0	4	0	0	0	0	0	0	5	0	0	5	0	0	0	0	0	9
02:15 PM	0	8	0	0	8	0	0	0	0	0	0	2	0	0	2	0	0	0	0	0	10
02:30 PM	0	3	0	0	3	0	0	0	0	0	0	4	0	0	4	0	0	0	0	0	7
02:45 PM	0	6	0	0	6	0	0	0	0	0	0	5	0	0	5	0	0	0	0	0	11
Total	0	21	0	0	21	0	0	0	0	0	0	16	0	0	16	0	0	0	0	0	37
03:00 PM	0	3	0	0	3	0	0	0	0	0	0	2	0	0	2	0	0	0	0	0	5
03:15 PM	0	2	0	0	2	0	0	0	0	0	0	7	0	0	7	0	0	0	0	0	9
03:30 PM	0	3	0	0	3	0	0	0	0	0	0	7	0	0	7	0	0	0	0	0	10
03:45 PM	0	5	0	0	5	0	0	0	0	0	0	4	0	0	4	0	0	0	0	0	9
Total	0	13	0	0	13	0	0	0	0	0	0	20	0	0	20	0	0	0	0	0	33

Quality Counts, LLC

920 Blairhill Rd, STE B106
Charlotte, NC 28217

File Name : 14473008 - S Madison Blvd & Lamar St

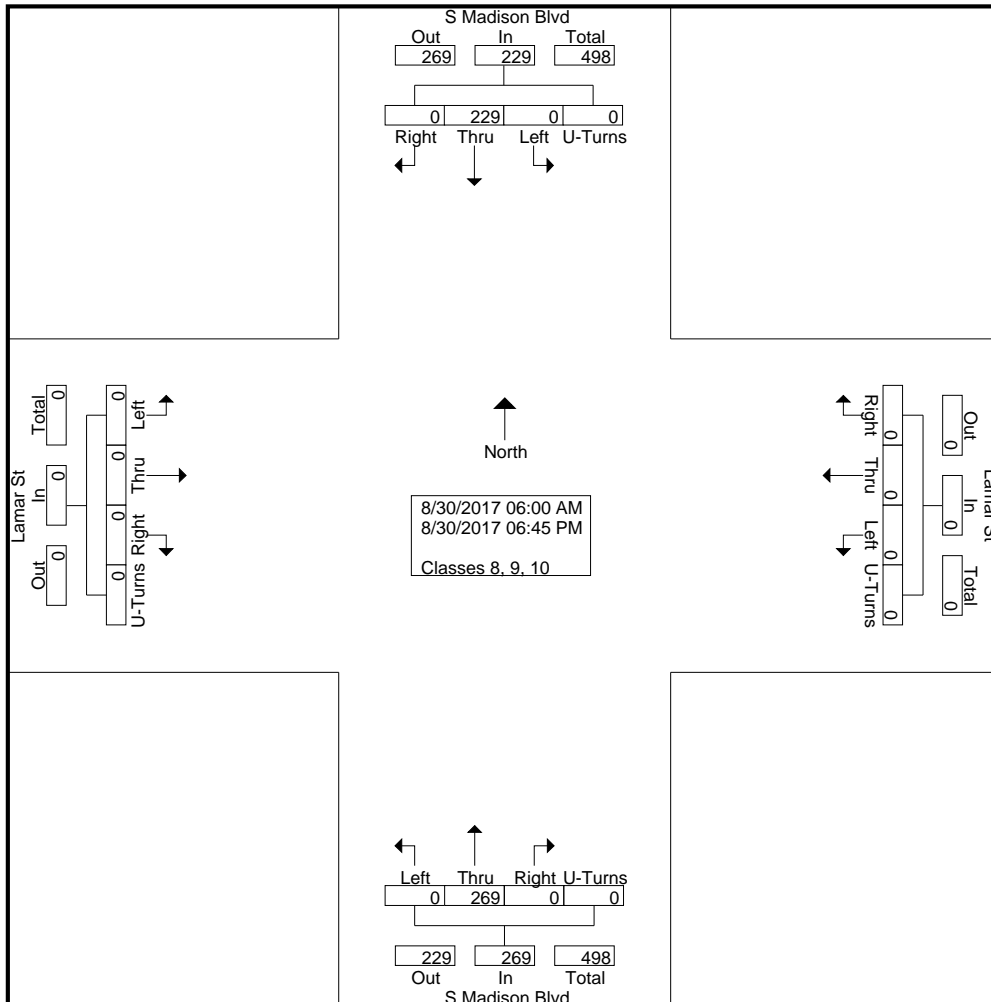
Site Code : 14473008

Start Date : 8/30/2017

Page No : 2

Groups Printed- Classes 8, 9, 10

Start Time	S Madison Blvd Southbound					Lamar St Westbound					S Madison Blvd Northbound					Lamar St Eastbound					Int. Total					
	Right	Thru	Left	U-Turns	App. Total	Right	Thru	Left	U-Turns	App. Total	Right	Thru	Left	U-Turns	App. Total	Right	Thru	Left	U-Turns	App. Total						
04:00 PM	0	2	0	0	2	0	0	0	0	0	0	2	0	0	2	0	0	0	0	0	0	0	0	0	0	4
04:15 PM	0	2	0	0	2	0	0	0	0	0	0	11	0	0	11	0	0	0	0	0	0	0	0	0	0	13
04:30 PM	0	5	0	0	5	0	0	0	0	0	0	1	0	0	1	0	0	0	0	0	0	0	0	0	0	6
04:45 PM	0	6	0	0	6	0	0	0	0	0	0	6	0	0	6	0	0	0	0	0	0	0	0	0	0	12
Total	0	15	0	0	15	0	0	0	0	0	0	20	0	0	20	0	0	0	0	0	0	0	0	0	0	35
05:00 PM	0	5	0	0	5	0	0	0	0	0	0	3	0	0	3	0	0	0	0	0	0	0	0	0	0	8
05:15 PM	0	5	0	0	5	0	0	0	0	0	0	3	0	0	3	0	0	0	0	0	0	0	0	0	0	8
05:30 PM	0	4	0	0	4	0	0	0	0	0	0	4	0	0	4	0	0	0	0	0	0	0	0	0	0	8
05:45 PM	0	0	0	0	0	0	0	0	0	0	0	2	0	0	2	0	0	0	0	0	0	0	0	0	0	2
Total	0	14	0	0	14	0	0	0	0	0	0	12	0	0	12	0	0	0	0	0	0	0	0	0	0	26
06:00 PM	0	2	0	0	2	0	0	0	0	0	0	1	0	0	1	0	0	0	0	0	0	0	0	0	0	3
06:15 PM	0	3	0	0	3	0	0	0	0	0	0	0	0	0	0	0	0	0	0	0	0	0	0	0	0	3
06:30 PM	0	3	0	0	3	0	0	0	0	0	0	2	0	0	2	0	0	0	0	0	0	0	0	0	0	5
06:45 PM	0	3	0	0	3	0	0	0	0	0	0	2	0	0	2	0	0	0	0	0	0	0	0	0	0	5
Total	0	11	0	0	11	0	0	0	0	0	0	5	0	0	5	0	0	0	0	0	0	0	0	0	0	16
Grand Total	0	229	0	0	229	0	0	0	0	0	0	269	0	0	269	0	0	0	0	0	0	0	0	0	0	498
Apprch %	0	100	0	0		0	0	0	0		0	100	0	0		0	0	0	0		0	0	0	0		
Total %	0	46	0	0	46	0	0	0	0	0	0	54	0	0	54	0	0	0	0	0	0	0	0	0	0	

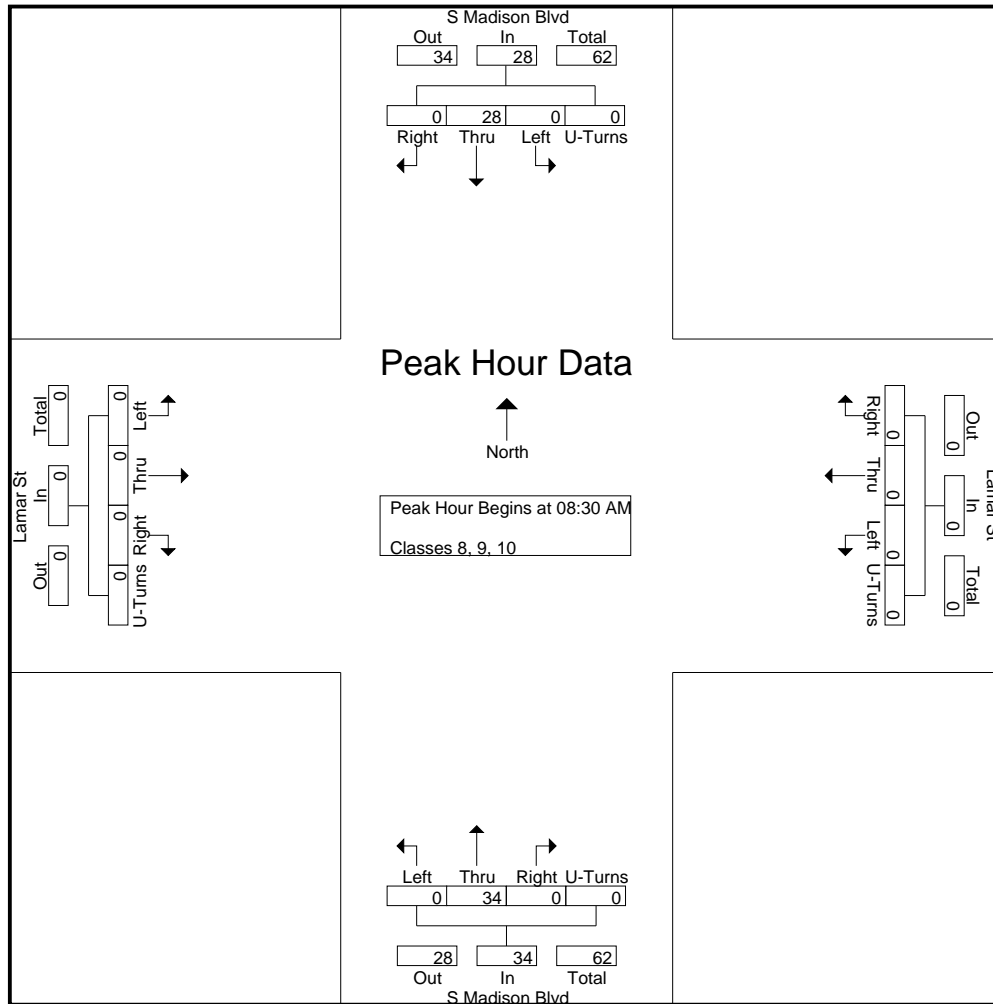


Quality Counts, LLC

920 Blairhill Rd, STE B106
Charlotte, NC 28217

File Name : 14473008 - S Madison Blvd & Lamar St
Site Code : 14473008
Start Date : 8/30/2017
Page No : 3

Start Time	S Madison Blvd Southbound					Lamar St Westbound					S Madison Blvd Northbound					Lamar St Eastbound					Int. Total
	Right	Thru	Left	U-Turns	App. Total	Right	Thru	Left	U-Turns	App. Total	Right	Thru	Left	U-Turns	App. Total	Right	Thru	Left	U-Turns	App. Total	
Peak Hour Analysis From 06:00 AM to 09:45 AM - Peak 1 of 1																					
Peak Hour for Entire Intersection Begins at 08:30 AM																					
08:30 AM	0	8	0	0	8	0	0	0	0	0	0	10	0	0	10	0	0	0	0	0	18
08:45 AM	0	4	0	0	4	0	0	0	0	0	0	6	0	0	6	0	0	0	0	0	10
09:00 AM	0	7	0	0	7	0	0	0	0	0	0	8	0	0	8	0	0	0	0	0	15
09:15 AM	0	9	0	0	9	0	0	0	0	0	0	10	0	0	10	0	0	0	0	0	19
Total Volume	0	28	0	0	28	0	0	0	0	0	0	34	0	0	34	0	0	0	0	0	62
% App. Total	0	100	0	0		0	0	0	0		0	100	0	0		0	0	0	0		
PHF	.000	.778	.000	.000	.778	.000	.000	.000	.000	.000	.000	.850	.000	.000	.850	.000	.000	.000	.000	.000	.816



Quality Counts, LLC

920 Blairhill Rd, STE B106
Charlotte, NC 28217

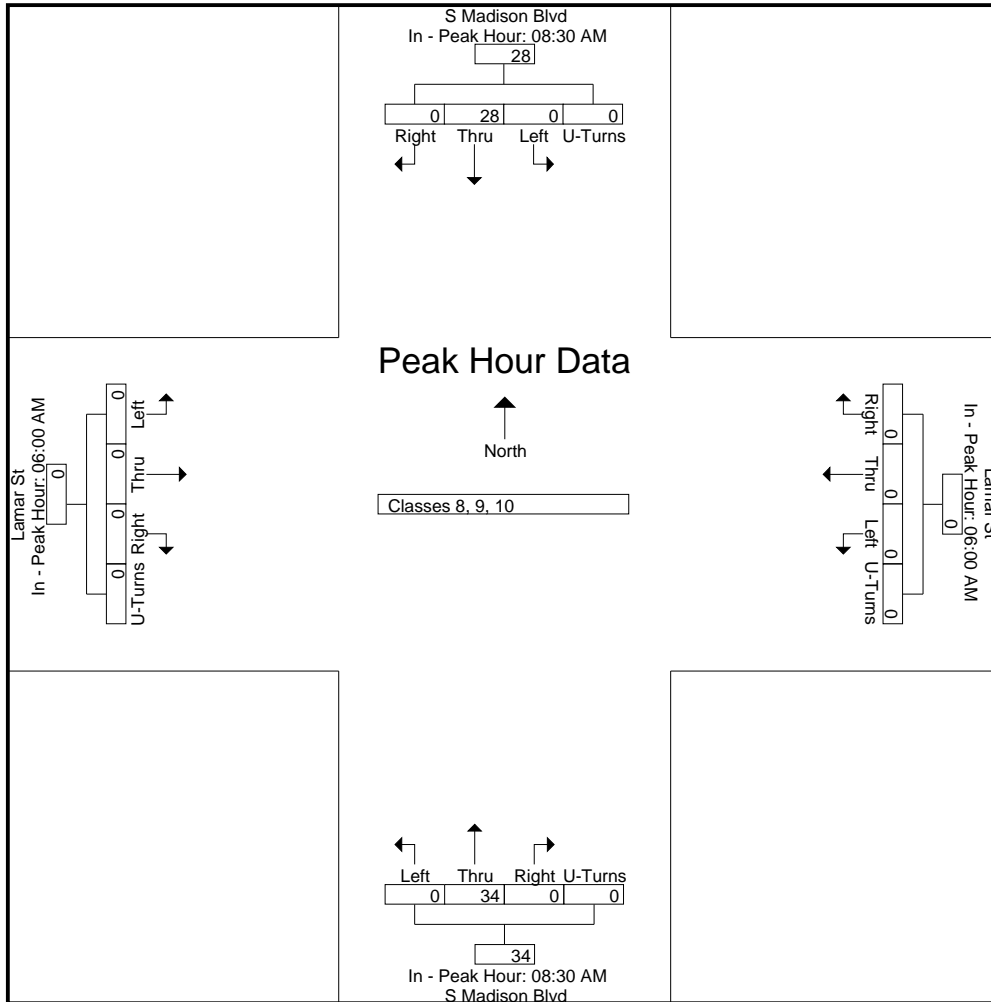
File Name : 14473008 - S Madison Blvd & Lamar St
Site Code : 14473008
Start Date : 8/30/2017
Page No : 4

Start Time	S Madison Blvd Southbound					Lamar St Westbound					S Madison Blvd Northbound					Lamar St Eastbound					Int. Total
	Right	Thru	Left	U-Turns	App. Total	Right	Thru	Left	U-Turns	App. Total	Right	Thru	Left	U-Turns	App. Total	Right	Thru	Left	U-Turns	App. Total	

Peak Hour Analysis From 06:00 AM to 09:45 AM - Peak 1 of 1

Peak Hour for Each Approach Begins at:

	08:30 AM					06:00 AM					08:30 AM					06:00 AM									
+0 mins.	0	8	0	0	8	0	0	0	0	0	0	10	0	0	10	0	0	0	0	0	0	0	0	0	0
+15 mins.	0	4	0	0	4	0	0	0	0	0	0	6	0	0	6	0	0	0	0	0	0	0	0	0	0
+30 mins.	0	7	0	0	7	0	0	0	0	0	0	8	0	0	8	0	0	0	0	0	0	0	0	0	0
+45 mins.	0	9	0	0	9	0	0	0	0	0	0	10	0	0	10	0	0	0	0	0	0	0	0	0	0
Total Volume	0	28	0	0	28	0	0	0	0	0	0	34	0	0	34	0	0	0	0	0	0	0	0	0	0
% App. Total	0	100	0	0		0	0	0	0		0	100	0	0		0	0	0	0		0	0	0	0	
PHF	.000	.778	.000	.000	.778	.000	.000	.000	.000	.000	.000	.850	.000	.000	.850	.000	.000	.000	.000	.000	.000	.000	.000	.000	.000



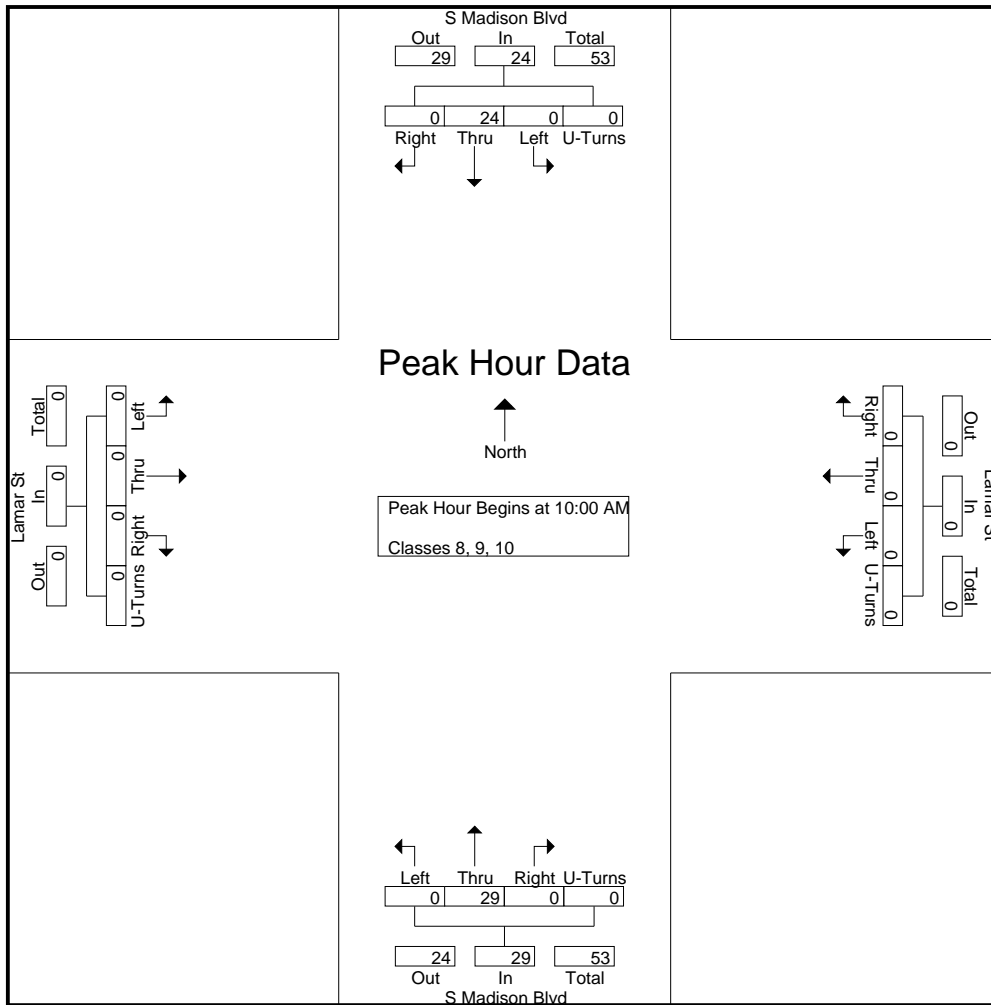
Quality Counts, LLC

920 Blairhill Rd, STE B106
Charlotte, NC 28217

File Name : 14473008 - S Madison Blvd & Lamar St
Site Code : 14473008
Start Date : 8/30/2017
Page No : 5

Start Time	S Madison Blvd Southbound					Lamar St Westbound					S Madison Blvd Northbound					Lamar St Eastbound					Int. Total
	Right	Thru	Left	U-Turns	App. Total	Right	Thru	Left	U-Turns	App. Total	Right	Thru	Left	U-Turns	App. Total	Right	Thru	Left	U-Turns	App. Total	
10:00 AM	0	4	0	0	4	0	0	0	0	0	0	14	0	0	14	0	0	0	0	0	18
10:15 AM	0	11	0	0	11	0	0	0	0	0	0	7	0	0	7	0	0	0	0	0	18
10:30 AM	0	4	0	0	4	0	0	0	0	0	0	3	0	0	3	0	0	0	0	0	7
10:45 AM	0	5	0	0	5	0	0	0	0	0	0	5	0	0	5	0	0	0	0	0	10
Total Volume	0	24	0	0	24	0	0	0	0	0	0	29	0	0	29	0	0	0	0	0	53
% App. Total	0	100	0	0		0	0	0	0		0	100	0	0		0	0	0	0		
PHF	.000	.545	.000	.000	.545	.000	.000	.000	.000	.000	.000	.518	.000	.000	.518	.000	.000	.000	.000	.000	.736

Peak Hour Analysis From 10:00 AM to 02:45 PM - Peak 1 of 1
Peak Hour for Entire Intersection Begins at 10:00 AM



Quality Counts, LLC

920 Blairhill Rd, STE B106
Charlotte, NC 28217

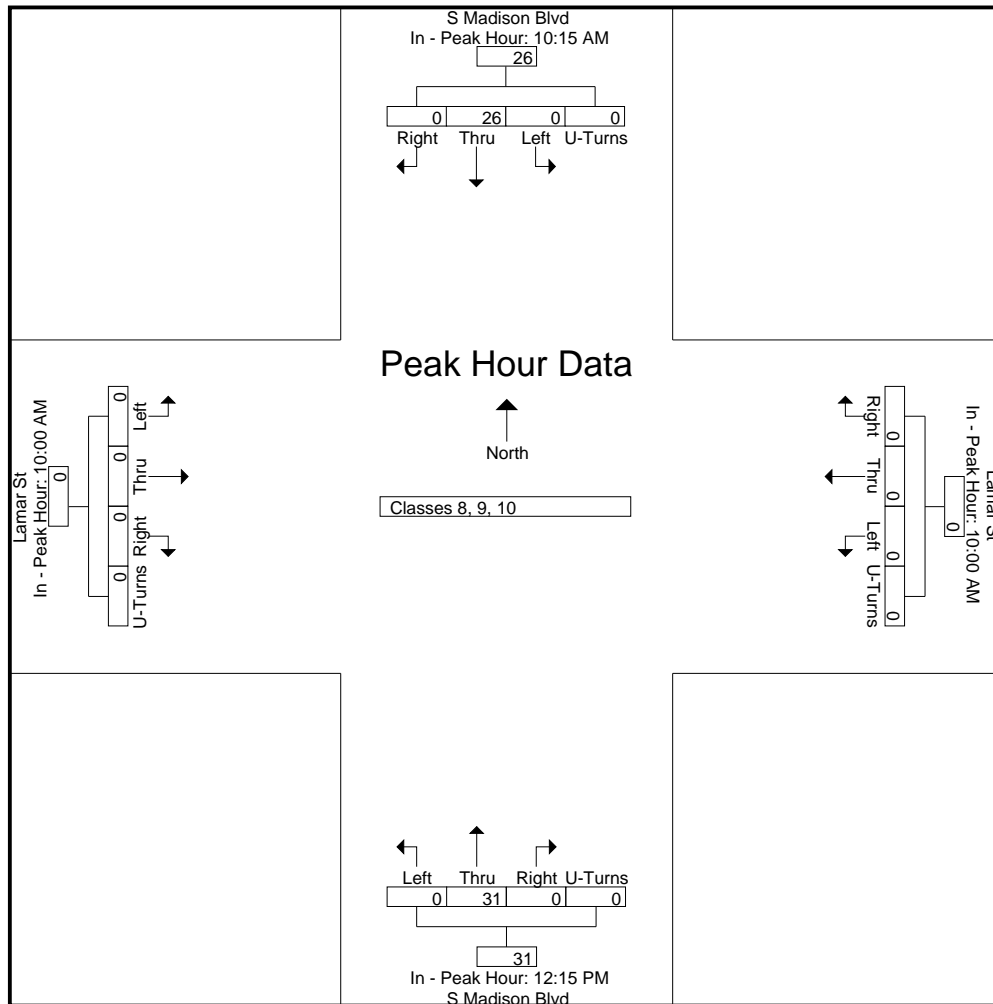
File Name : 14473008 - S Madison Blvd & Lamar St
Site Code : 14473008
Start Date : 8/30/2017
Page No : 6

Start Time	S Madison Blvd Southbound					Lamar St Westbound					S Madison Blvd Northbound					Lamar St Eastbound					Int. Total
	Right	Thru	Left	U-Turns	App. Total	Right	Thru	Left	U-Turns	App. Total	Right	Thru	Left	U-Turns	App. Total	Right	Thru	Left	U-Turns	App. Total	

Peak Hour Analysis From 10:00 AM to 02:45 PM - Peak 1 of 1

Peak Hour for Each Approach Begins at:

	10:15 AM					10:00 AM					12:15 PM					10:00 AM				
+0 mins.	0	11	0	0	11	0	0	0	0	0	0	6	0	0	6	0	0	0	0	0
+15 mins.	0	4	0	0	4	0	0	0	0	0	0	8	0	0	8	0	0	0	0	0
+30 mins.	0	5	0	0	5	0	0	0	0	0	0	10	0	0	10	0	0	0	0	0
+45 mins.	0	6	0	0	6	0	0	0	0	0	0	7	0	0	7	0	0	0	0	0
Total Volume	0	26	0	0	26	0	0	0	0	0	0	31	0	0	31	0	0	0	0	0
% App. Total	0	100	0	0	0	0	0	0	0	0	0	100	0	0	0	0	0	0	0	0
PHF	.000	.591	.000	.000	.591	.000	.000	.000	.000	.000	.000	.775	.000	.000	.775	.000	.000	.000	.000	.000



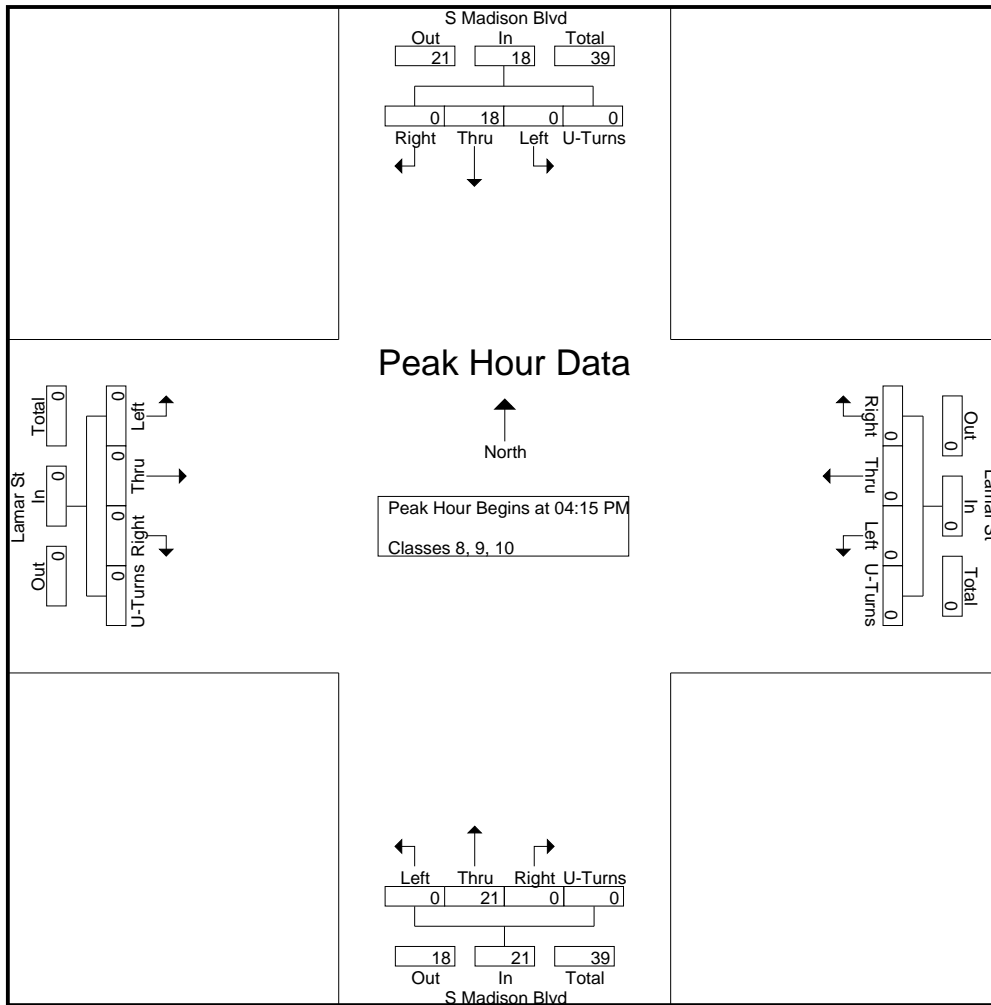
Quality Counts, LLC

920 Blairhill Rd, STE B106
Charlotte, NC 28217

File Name : 14473008 - S Madison Blvd & Lamar St
Site Code : 14473008
Start Date : 8/30/2017
Page No : 7

Start Time	S Madison Blvd Southbound					Lamar St Westbound					S Madison Blvd Northbound					Lamar St Eastbound					Int. Total
	Right	Thru	Left	U-Turns	App. Total	Right	Thru	Left	U-Turns	App. Total	Right	Thru	Left	U-Turns	App. Total	Right	Thru	Left	U-Turns	App. Total	
04:15 PM	0	2	0	0	2	0	0	0	0	0	0	11	0	0	11	0	0	0	0	0	13
04:30 PM	0	5	0	0	5	0	0	0	0	0	0	1	0	1	0	0	0	0	0	0	6
04:45 PM	0	6	0	0	6	0	0	0	0	0	0	6	0	6	0	0	0	0	0	0	12
05:00 PM	0	5	0	0	5	0	0	0	0	0	0	3	0	3	0	0	0	0	0	0	8
Total Volume	0	18	0	0	18	0	0	0	0	0	0	21	0	21	0	0	0	0	0	0	39
% App. Total	0	100	0	0		0	0	0	0		0	100	0		0	0	0	0	0		
PHF	.000	.750	.000	.000	.750	.000	.000	.000	.000	.000	.000	.477	.000	.477	.000	.000	.000	.000	.000	.000	.750

Peak Hour Analysis From 03:00 PM to 06:45 PM - Peak 1 of 1
Peak Hour for Entire Intersection Begins at 04:15 PM



Quality Counts, LLC

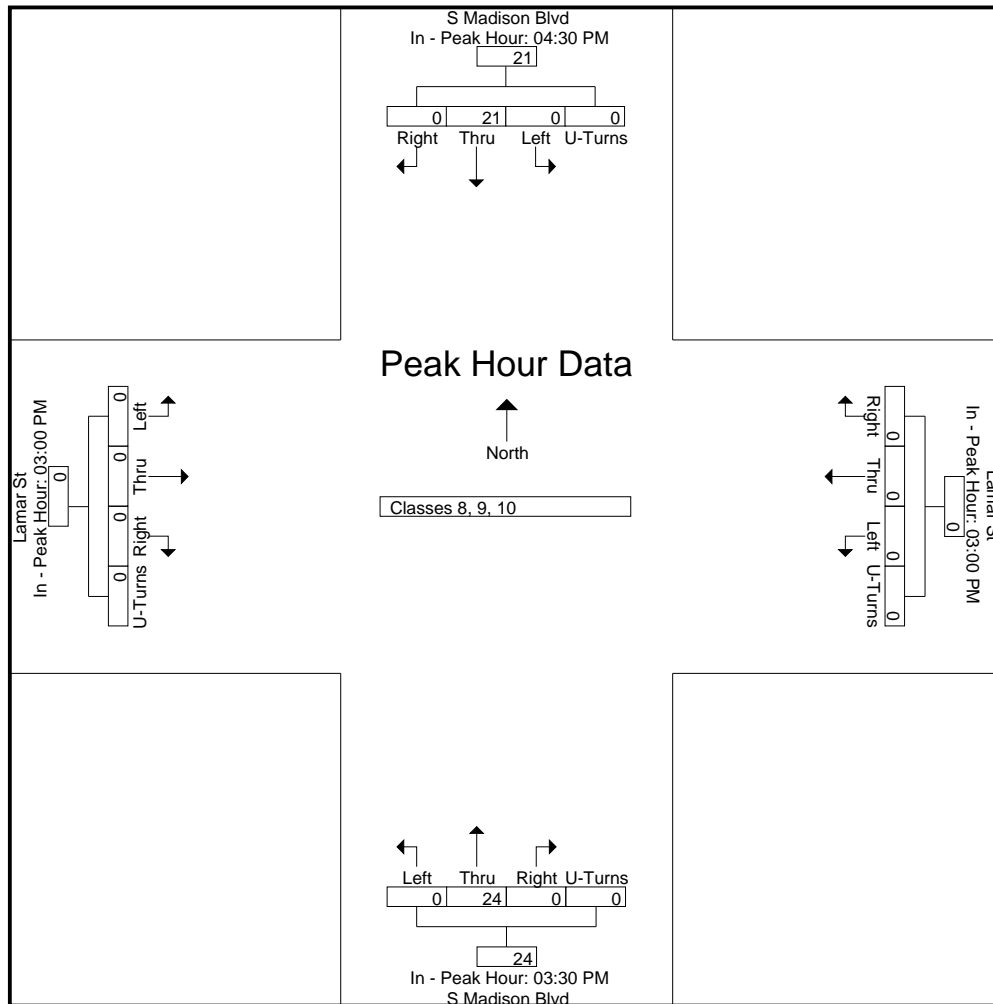
920 Blairhill Rd, STE B106
Charlotte, NC 28217

File Name : 14473008 - S Madison Blvd & Lamar St
Site Code : 14473008
Start Date : 8/30/2017
Page No : 8

Start Time	S Madison Blvd Southbound					Lamar St Westbound					S Madison Blvd Northbound					Lamar St Eastbound					Int. Total
	Right	Thru	Left	U-Turns	App. Total	Right	Thru	Left	U-Turns	App. Total	Right	Thru	Left	U-Turns	App. Total	Right	Thru	Left	U-Turns	App. Total	

Peak Hour Analysis From 03:00 PM to 06:45 PM - Peak 1 of 1
Peak Hour for Each Approach Begins at:

	04:30 PM					03:00 PM					03:30 PM					03:00 PM				
+0 mins.	0	5	0	0	5	0	0	0	0	0	0	7	0	0	7	0	0	0	0	0
+15 mins.	0	6	0	0	6	0	0	0	0	0	0	4	0	0	4	0	0	0	0	0
+30 mins.	0	5	0	0	5	0	0	0	0	0	0	2	0	0	2	0	0	0	0	0
+45 mins.	0	5	0	0	5	0	0	0	0	0	0	11	0	0	11	0	0	0	0	0
Total Volume	0	21	0	0	21	0	0	0	0	0	0	24	0	0	24	0	0	0	0	0
% App. Total	0	100	0	0		0	0	0	0		0	100	0	0		0	0	0	0	
PHF	.000	.875	.000	.000	.875	.000	.000	.000	.000	.000	.000	.545	.000	.000	.545	.000	.000	.000	.000	.000



Quality Counts, LLC

920 Blairhill Rd, STE B106
Charlotte, NC 28217

File Name : 14473008 - S Madison Blvd & Lamar St

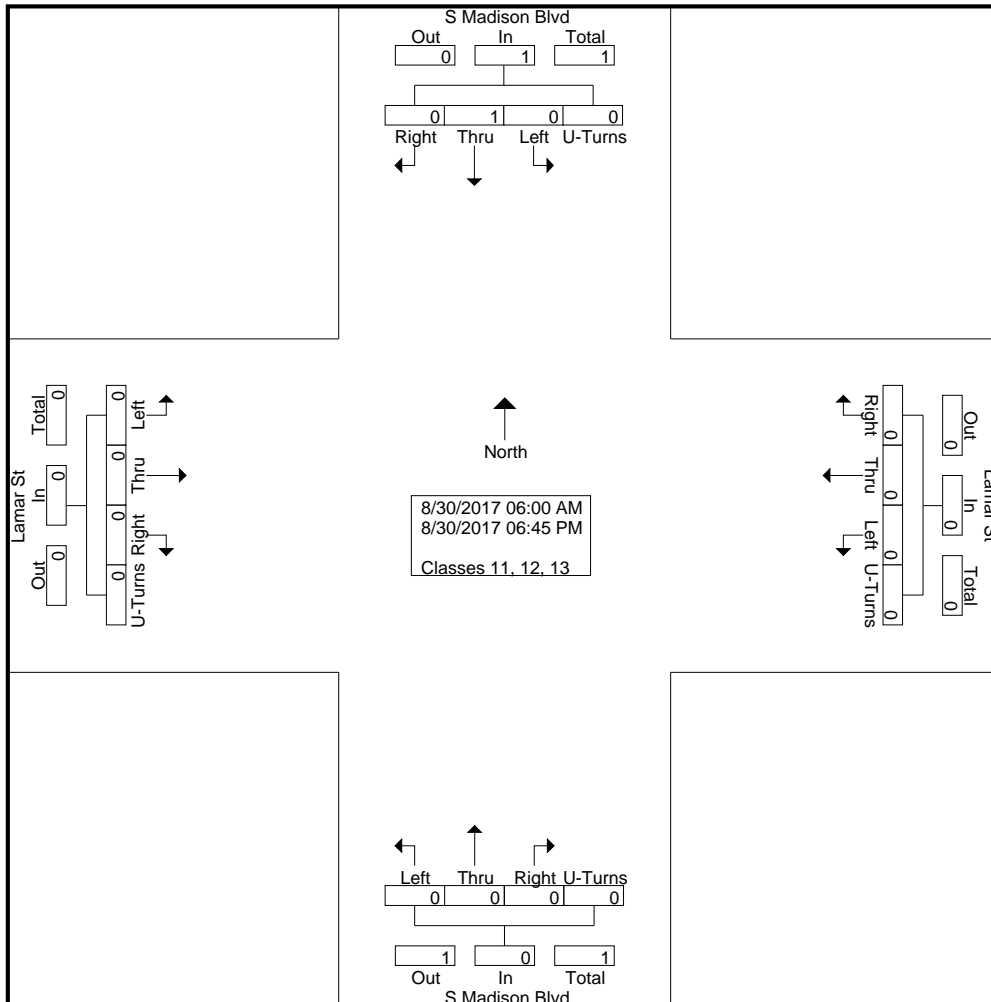
Site Code : 14473008

Start Date : 8/30/2017

Page No : 2

Groups Printed- Classes 11, 12, 13

Start Time	S Madison Blvd Southbound					Lamar St Westbound					S Madison Blvd Northbound					Lamar St Eastbound					Int. Total					
	Right	Thru	Left	U-Turns	App. Total	Right	Thru	Left	U-Turns	App. Total	Right	Thru	Left	U-Turns	App. Total	Right	Thru	Left	U-Turns	App. Total						
04:00 PM	0	0	0	0	0	0	0	0	0	0	0	0	0	0	0	0	0	0	0	0	0	0	0	0	0	0
04:15 PM	0	0	0	0	0	0	0	0	0	0	0	0	0	0	0	0	0	0	0	0	0	0	0	0	0	0
04:30 PM	0	0	0	0	0	0	0	0	0	0	0	0	0	0	0	0	0	0	0	0	0	0	0	0	0	0
04:45 PM	0	0	0	0	0	0	0	0	0	0	0	0	0	0	0	0	0	0	0	0	0	0	0	0	0	0
Total	0	0	0	0	0	0	0	0	0	0	0	0	0	0	0	0	0	0	0	0	0	0	0	0	0	0
05:00 PM	0	0	0	0	0	0	0	0	0	0	0	0	0	0	0	0	0	0	0	0	0	0	0	0	0	0
05:15 PM	0	0	0	0	0	0	0	0	0	0	0	0	0	0	0	0	0	0	0	0	0	0	0	0	0	0
05:30 PM	0	0	0	0	0	0	0	0	0	0	0	0	0	0	0	0	0	0	0	0	0	0	0	0	0	0
05:45 PM	0	0	0	0	0	0	0	0	0	0	0	0	0	0	0	0	0	0	0	0	0	0	0	0	0	0
Total	0	0	0	0	0	0	0	0	0	0	0	0	0	0	0	0	0	0	0	0	0	0	0	0	0	0
06:00 PM	0	0	0	0	0	0	0	0	0	0	0	0	0	0	0	0	0	0	0	0	0	0	0	0	0	0
06:15 PM	0	0	0	0	0	0	0	0	0	0	0	0	0	0	0	0	0	0	0	0	0	0	0	0	0	0
06:30 PM	0	0	0	0	0	0	0	0	0	0	0	0	0	0	0	0	0	0	0	0	0	0	0	0	0	0
06:45 PM	0	0	0	0	0	0	0	0	0	0	0	0	0	0	0	0	0	0	0	0	0	0	0	0	0	0
Total	0	0	0	0	0	0	0	0	0	0	0	0	0	0	0	0	0	0	0	0	0	0	0	0	0	0
Grand Total	0	1	0	0	1	0	0	0	0	0	0	0	0	0	0	0	0	0	0	0	0	0	0	0	0	1
Apprch %	0	100	0	0		0	0	0	0		0	0	0	0		0	0	0	0		0	0	0	0		
Total %	0	100	0	0	100	0	0	0	0		0	0	0	0		0	0	0	0		0	0	0	0		

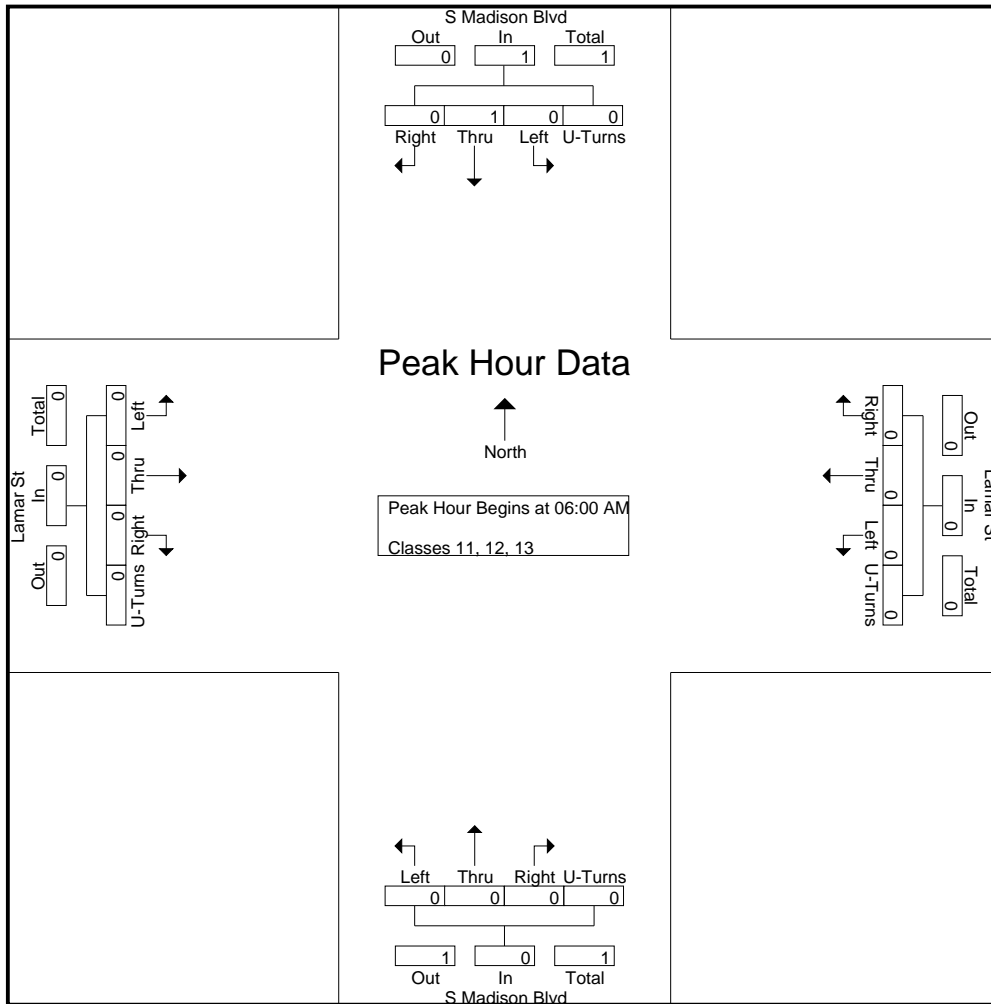


Quality Counts, LLC

920 Blairhill Rd, STE B106
Charlotte, NC 28217

File Name : 14473008 - S Madison Blvd & Lamar St
Site Code : 14473008
Start Date : 8/30/2017
Page No : 3

Start Time	S Madison Blvd Southbound					Lamar St Westbound					S Madison Blvd Northbound					Lamar St Eastbound					Int. Total
	Right	Thru	Left	U-Turns	App. Total	Right	Thru	Left	U-Turns	App. Total	Right	Thru	Left	U-Turns	App. Total	Right	Thru	Left	U-Turns	App. Total	
Peak Hour Analysis From 06:00 AM to 09:45 AM - Peak 1 of 1																					
Peak Hour for Entire Intersection Begins at 06:00 AM																					
06:00 AM	0	0	0	0	0	0	0	0	0	0	0	0	0	0	0	0	0	0	0	0	0
06:15 AM	0	1	0	0	1	0	0	0	0	0	0	0	0	0	0	0	0	0	0	0	1
06:30 AM	0	0	0	0	0	0	0	0	0	0	0	0	0	0	0	0	0	0	0	0	0
06:45 AM	0	0	0	0	0	0	0	0	0	0	0	0	0	0	0	0	0	0	0	0	0
Total Volume	0	1	0	0	1	0	0	0	0	0	0	0	0	0	0	0	0	0	0	0	1
% App. Total	0	100	0	0		0	0	0	0		0	0	0	0		0	0	0	0		
PHF	.000	.250	.000	.000	.250	.000	.000	.000	.000	.000	.000	.000	.000	.000	.000	.000	.000	.000	.000	.000	.250



Quality Counts, LLC

920 Blairhill Rd, STE B106
Charlotte, NC 28217

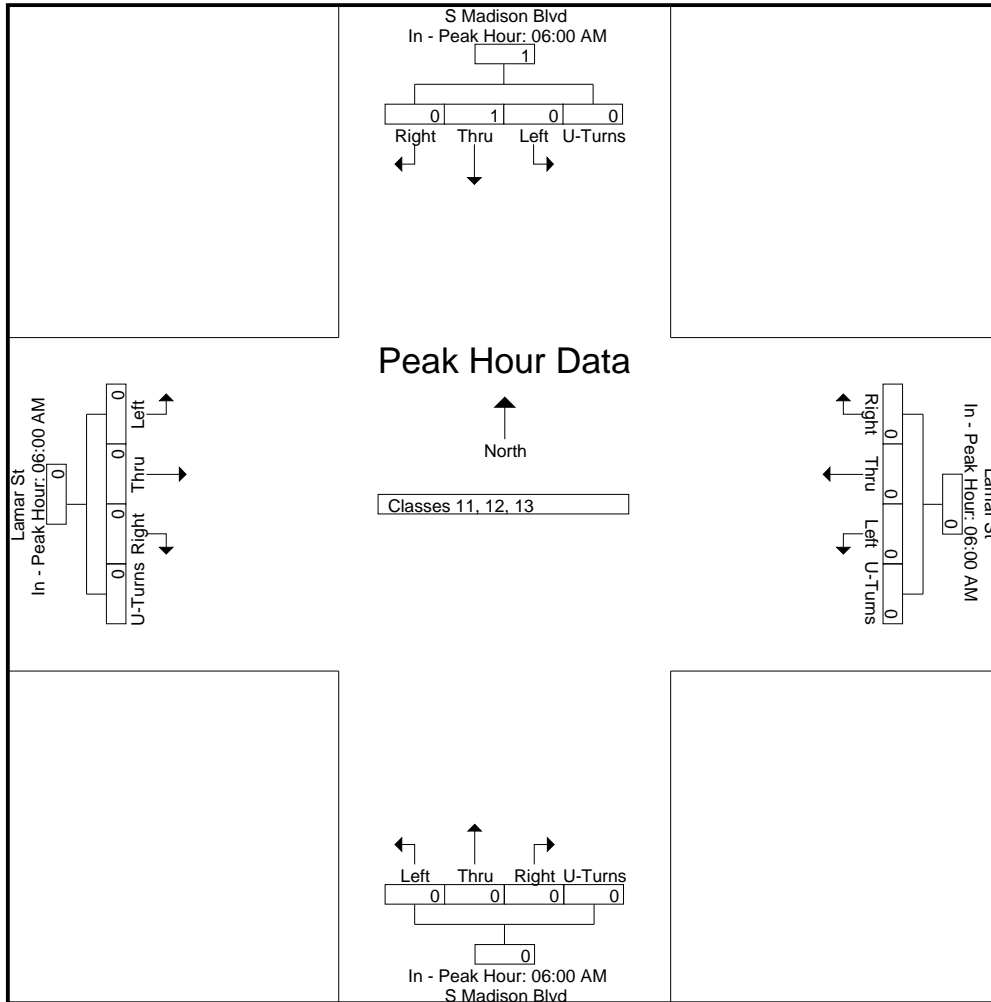
File Name : 14473008 - S Madison Blvd & Lamar St
Site Code : 14473008
Start Date : 8/30/2017
Page No : 4

Start Time	S Madison Blvd Southbound					Lamar St Westbound					S Madison Blvd Northbound					Lamar St Eastbound					Int. Total
	Right	Thru	Left	U-Turns	App. Total	Right	Thru	Left	U-Turns	App. Total	Right	Thru	Left	U-Turns	App. Total	Right	Thru	Left	U-Turns	App. Total	

Peak Hour Analysis From 06:00 AM to 09:45 AM - Peak 1 of 1

Peak Hour for Each Approach Begins at:

	06:00 AM					06:00 AM					06:00 AM					06:00 AM				
+0 mins.	0	0	0	0	0	0	0	0	0	0	0	0	0	0	0	0	0	0	0	0
+15 mins.	0	1	0	0	1	0	0	0	0	0	0	0	0	0	0	0	0	0	0	0
+30 mins.	0	0	0	0	0	0	0	0	0	0	0	0	0	0	0	0	0	0	0	0
+45 mins.	0	0	0	0	0	0	0	0	0	0	0	0	0	0	0	0	0	0	0	0
Total Volume	0	1	0	0	1	0	0	0	0	0	0	0	0	0	0	0	0	0	0	0
% App. Total	0	100	0	0		0	0	0	0		0	0	0	0		0	0	0	0	
PHF	.000	.250	.000	.000	.250	.000	.000	.000	.000	.000	.000	.000	.000	.000	.000	.000	.000	.000	.000	.000



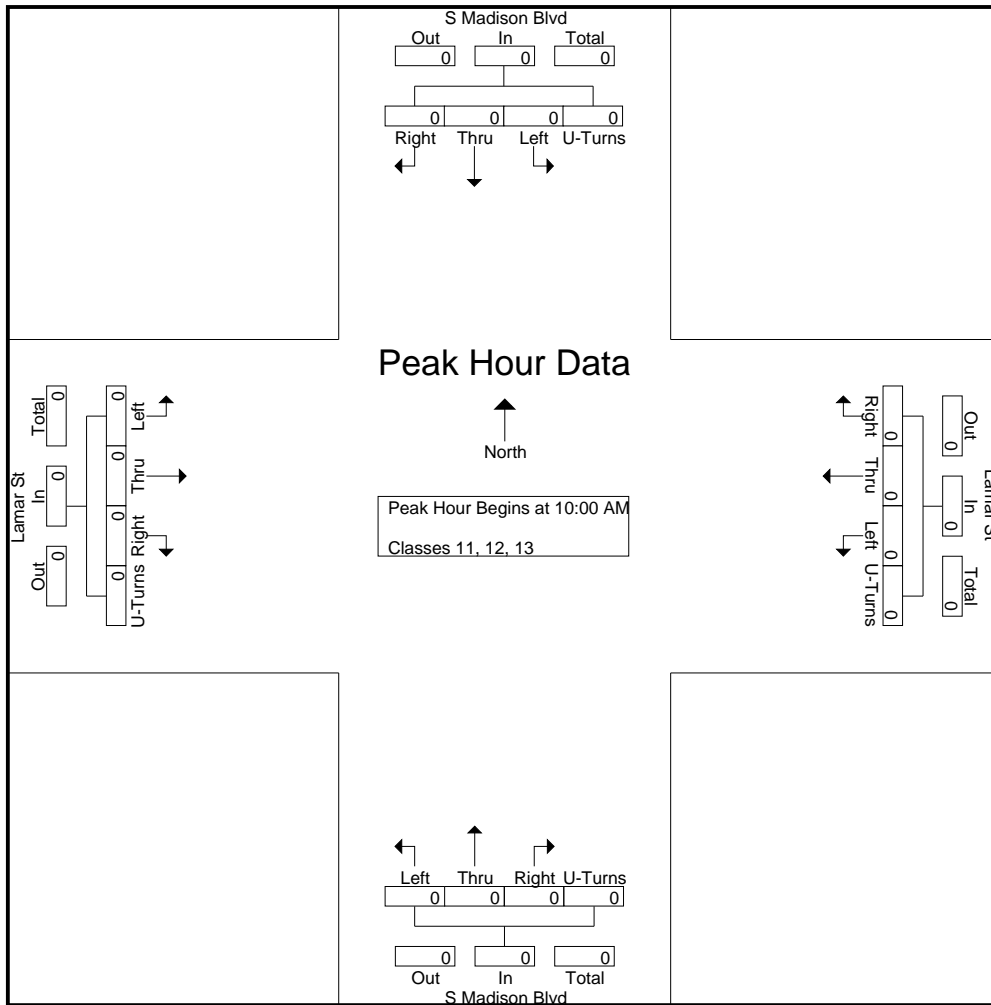
Quality Counts, LLC

920 Blairhill Rd, STE B106
Charlotte, NC 28217

File Name : 14473008 - S Madison Blvd & Lamar St
Site Code : 14473008
Start Date : 8/30/2017
Page No : 5

Start Time	S Madison Blvd Southbound					Lamar St Westbound					S Madison Blvd Northbound					Lamar St Eastbound					Int. Total					
	Right	Thru	Left	U-Turns	App. Total	Right	Thru	Left	U-Turns	App. Total	Right	Thru	Left	U-Turns	App. Total	Right	Thru	Left	U-Turns	App. Total						
10:00 AM	0	0	0	0	0	0	0	0	0	0	0	0	0	0	0	0	0	0	0	0	0	0	0	0	0	0
10:15 AM	0	0	0	0	0	0	0	0	0	0	0	0	0	0	0	0	0	0	0	0	0	0	0	0	0	0
10:30 AM	0	0	0	0	0	0	0	0	0	0	0	0	0	0	0	0	0	0	0	0	0	0	0	0	0	0
10:45 AM	0	0	0	0	0	0	0	0	0	0	0	0	0	0	0	0	0	0	0	0	0	0	0	0	0	0
Total Volume	0	0	0	0	0	0	0	0	0	0	0	0	0	0	0	0	0	0	0	0	0	0	0	0	0	0
% App. Total	0	0	0	0	0	0	0	0	0	0	0	0	0	0	0	0	0	0	0	0	0	0	0	0	0	0
PHF	.000	.000	.000	.000	.000	.000	.000	.000	.000	.000	.000	.000	.000	.000	.000	.000	.000	.000	.000	.000	.000	.000	.000	.000	.000	.000

Peak Hour Analysis From 10:00 AM to 02:45 PM - Peak 1 of 1
Peak Hour for Entire Intersection Begins at 10:00 AM



Quality Counts, LLC

920 Blairhill Rd, STE B106
Charlotte, NC 28217

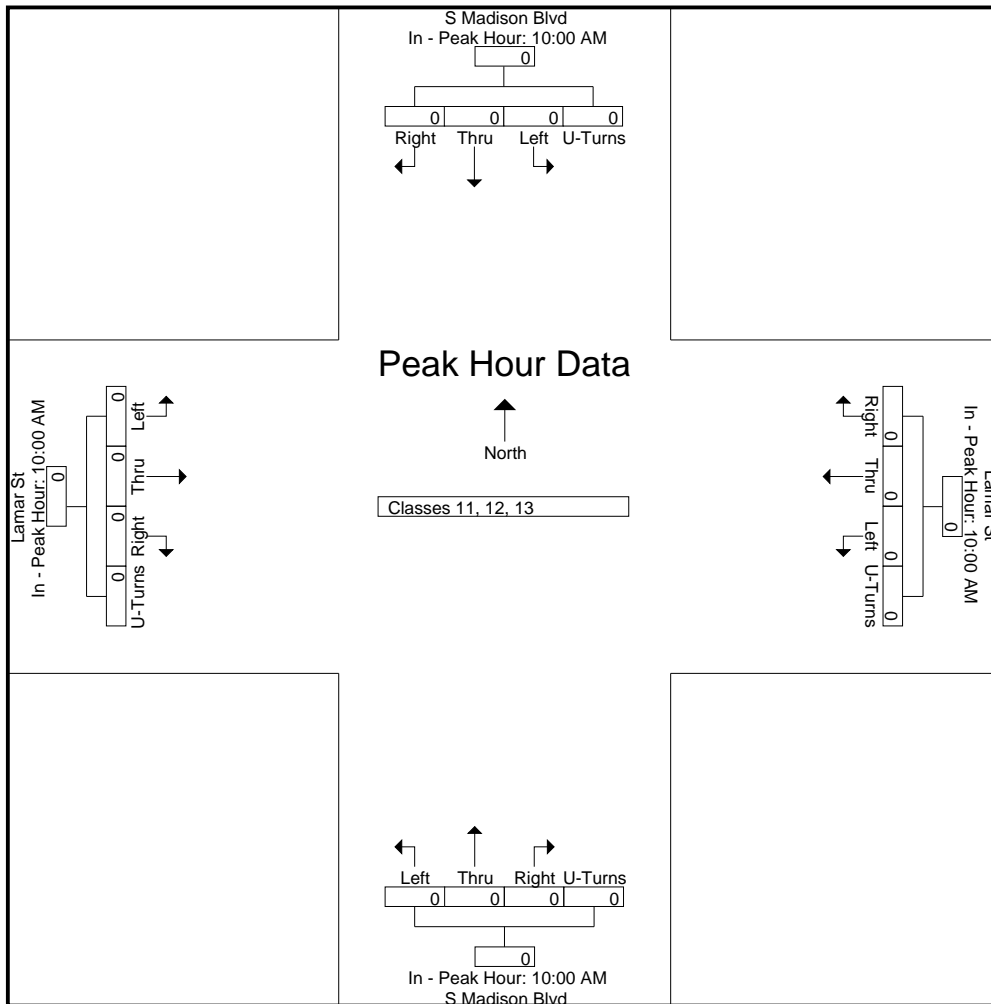
File Name : 14473008 - S Madison Blvd & Lamar St
Site Code : 14473008
Start Date : 8/30/2017
Page No : 6

Start Time	S Madison Blvd Southbound					Lamar St Westbound					S Madison Blvd Northbound					Lamar St Eastbound					Int. Total
	Right	Thru	Left	U-Turns	App. Total	Right	Thru	Left	U-Turns	App. Total	Right	Thru	Left	U-Turns	App. Total	Right	Thru	Left	U-Turns	App. Total	

Peak Hour Analysis From 10:00 AM to 02:45 PM - Peak 1 of 1

Peak Hour for Each Approach Begins at:

	10:00 AM					10:00 AM					10:00 AM					10:00 AM									
+0 mins.	0	0	0	0	0	0	0	0	0	0	0	0	0	0	0	0	0	0	0	0	0	0	0	0	0
+15 mins.	0	0	0	0	0	0	0	0	0	0	0	0	0	0	0	0	0	0	0	0	0	0	0	0	0
+30 mins.	0	0	0	0	0	0	0	0	0	0	0	0	0	0	0	0	0	0	0	0	0	0	0	0	0
+45 mins.	0	0	0	0	0	0	0	0	0	0	0	0	0	0	0	0	0	0	0	0	0	0	0	0	0
Total Volume	0	0	0	0	0	0	0	0	0	0	0	0	0	0	0	0	0	0	0	0	0	0	0	0	0
% App. Total	0	0	0	0	0	0	0	0	0	0	0	0	0	0	0	0	0	0	0	0	0	0	0	0	0
PHF	.000	.000	.000	.000	.000	.000	.000	.000	.000	.000	.000	.000	.000	.000	.000	.000	.000	.000	.000	.000	.000	.000	.000	.000	.000



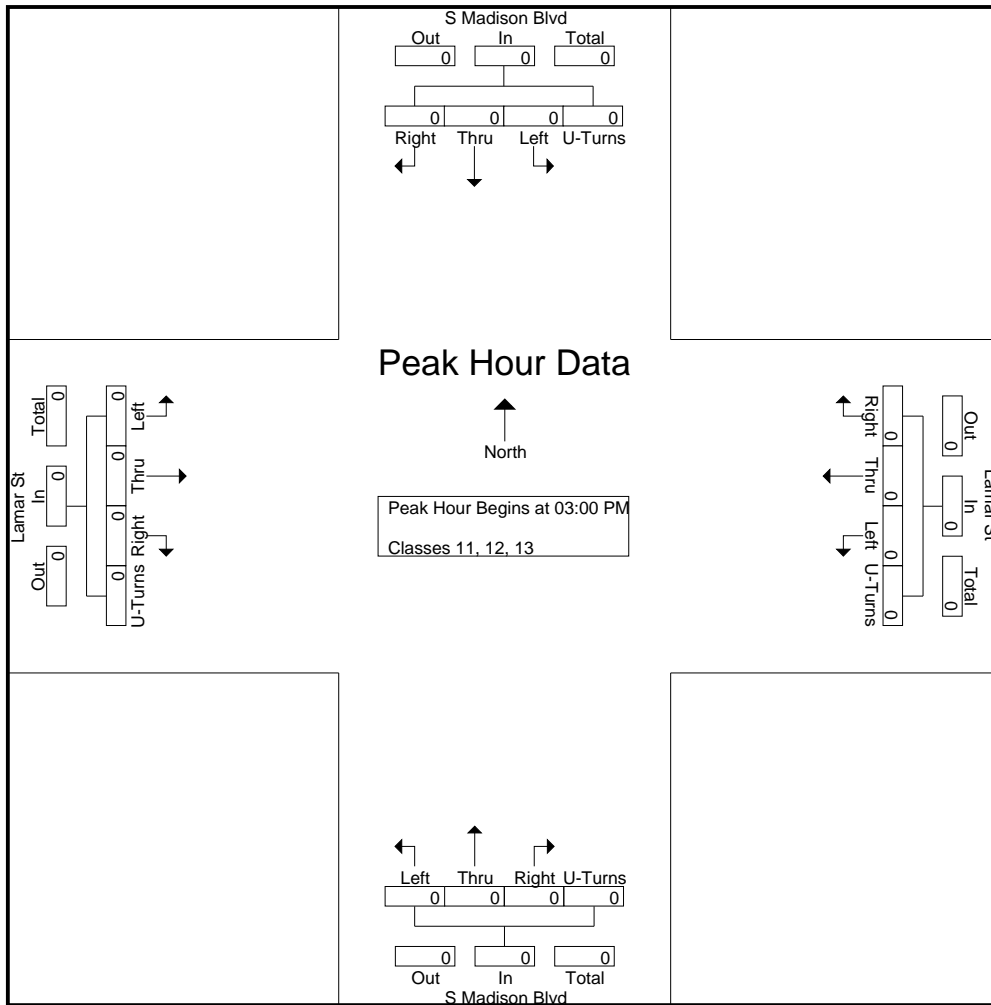
Quality Counts, LLC

920 Blairhill Rd, STE B106
Charlotte, NC 28217

File Name : 14473008 - S Madison Blvd & Lamar St
Site Code : 14473008
Start Date : 8/30/2017
Page No : 7

Start Time	S Madison Blvd Southbound					Lamar St Westbound					S Madison Blvd Northbound					Lamar St Eastbound					Int. Total
	Right	Thru	Left	U-Turns	App. Total	Right	Thru	Left	U-Turns	App. Total	Right	Thru	Left	U-Turns	App. Total	Right	Thru	Left	U-Turns	App. Total	
03:00 PM	0	0	0	0	0	0	0	0	0	0	0	0	0	0	0	0	0	0	0	0	0
03:15 PM	0	0	0	0	0	0	0	0	0	0	0	0	0	0	0	0	0	0	0	0	0
03:30 PM	0	0	0	0	0	0	0	0	0	0	0	0	0	0	0	0	0	0	0	0	0
03:45 PM	0	0	0	0	0	0	0	0	0	0	0	0	0	0	0	0	0	0	0	0	0
Total Volume	0	0	0	0	0	0	0	0	0	0	0	0	0	0	0	0	0	0	0	0	0
% App. Total	0	0	0	0	0	0	0	0	0	0	0	0	0	0	0	0	0	0	0	0	0
PHF	.000	.000	.000	.000	.000	.000	.000	.000	.000	.000	.000	.000	.000	.000	.000	.000	.000	.000	.000	.000	.000

Peak Hour Analysis From 03:00 PM to 06:45 PM - Peak 1 of 1
Peak Hour for Entire Intersection Begins at 03:00 PM



Quality Counts, LLC

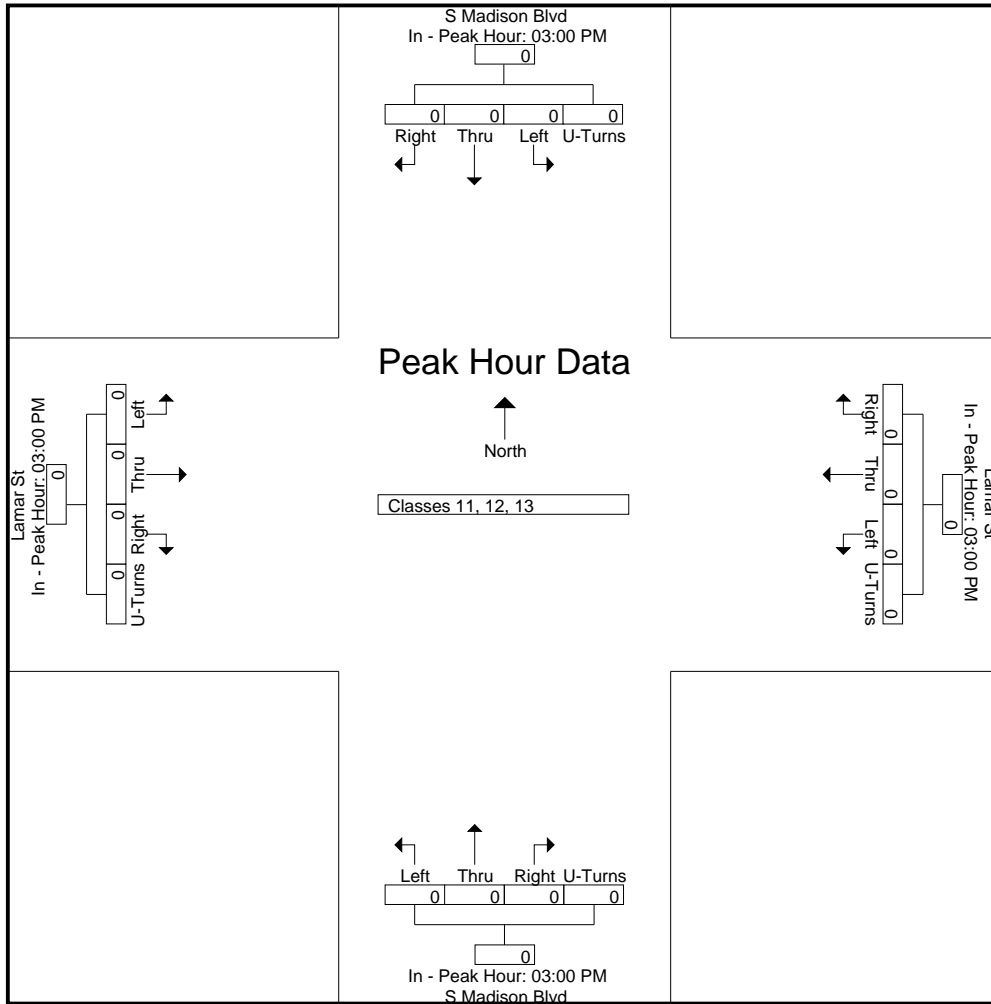
920 Blairhill Rd, STE B106
Charlotte, NC 28217

File Name : 14473008 - S Madison Blvd & Lamar St
Site Code : 14473008
Start Date : 8/30/2017
Page No : 8

Start Time	S Madison Blvd Southbound					Lamar St Westbound					S Madison Blvd Northbound					Lamar St Eastbound					Int. Total
	Rig ht	Thr u	Left	U-Turns	App. Total	Rig ht	Thr u	Left	U-Turns	App. Total	Rig ht	Thr u	Left	U-Turns	App. Total	Rig ht	Thr u	Left	U-Turns	App. Total	

Peak Hour Analysis From 03:00 PM to 06:45 PM - Peak 1 of 1
Peak Hour for Each Approach Begins at:

	03:00 PM					03:00 PM					03:00 PM					03:00 PM									
+0 mins.	0	0	0	0	0	0	0	0	0	0	0	0	0	0	0	0	0	0	0	0	0	0	0	0	0
+15 mins.	0	0	0	0	0	0	0	0	0	0	0	0	0	0	0	0	0	0	0	0	0	0	0	0	0
+30 mins.	0	0	0	0	0	0	0	0	0	0	0	0	0	0	0	0	0	0	0	0	0	0	0	0	0
+45 mins.	0	0	0	0	0	0	0	0	0	0	0	0	0	0	0	0	0	0	0	0	0	0	0	0	0
Total Volume	0	0	0	0	0	0	0	0	0	0	0	0	0	0	0	0	0	0	0	0	0	0	0	0	0
% App. Total	0	0	0	0	0	0	0	0	0	0	0	0	0	0	0	0	0	0	0	0	0	0	0	0	0
PHF	.000	.000	.000	.000	.000	.000	.000	.000	.000	.000	.000	.000	.000	.000	.000	.000	.000	.000	.000	.000	.000	.000	.000	.000	.000



Quality Counts, LLC

920 Blairhill Rd, STE B106
Charlotte, NC 28217

File Name : 14473008 - S Madison Blvd & Lamar St

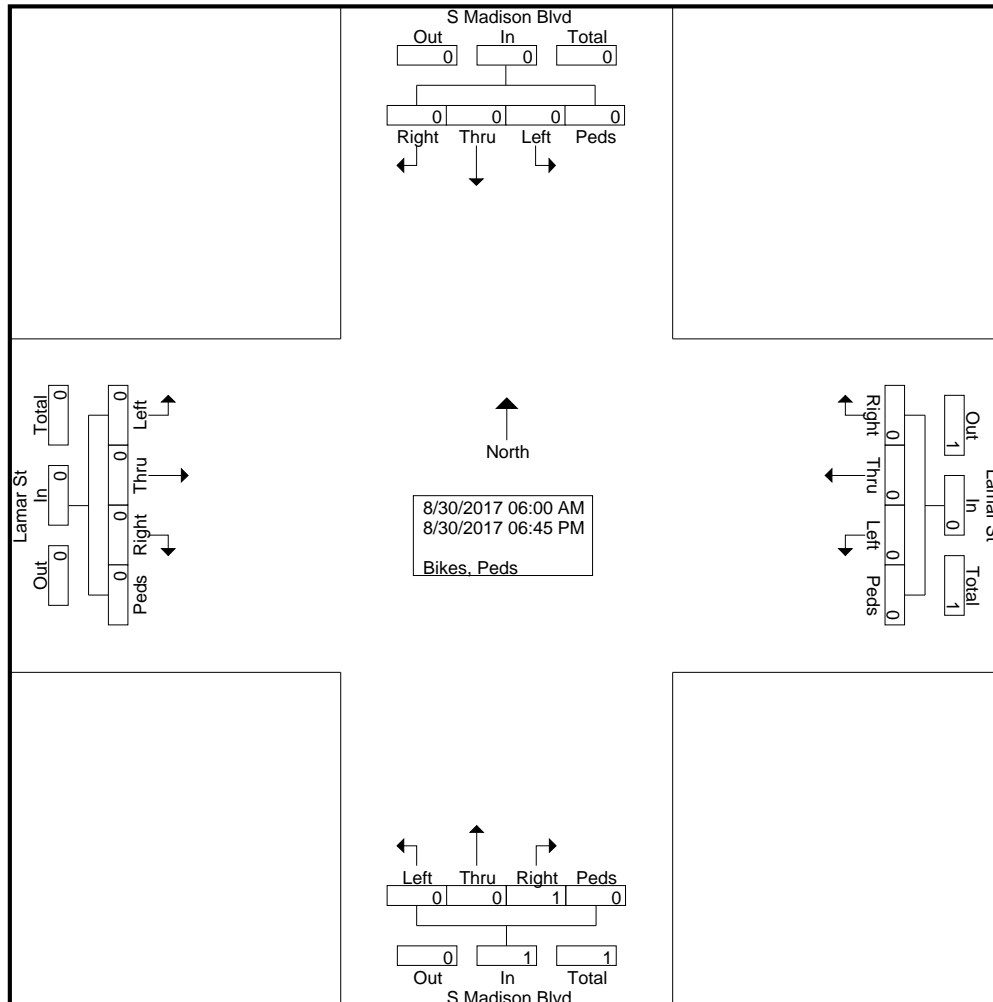
Site Code : 14473008

Start Date : 8/30/2017

Page No : 2

Groups Printed- Bikes, Peds

Start Time	S Madison Blvd Southbound					Lamar St Westbound					S Madison Blvd Northbound					Lamar St Eastbound					Int. Total	
	Right	Thru	Left	Peds	App. Total	Right	Thru	Left	Peds	App. Total	Right	Thru	Left	Peds	App. Total	Right	Thru	Left	Peds	App. Total		
04:00 PM	0	0	0	0	0	0	0	0	0	0	0	0	0	0	0	0	0	0	0	0	0	0
04:15 PM	0	0	0	0	0	0	0	0	0	0	0	0	0	0	0	0	0	0	0	0	0	0
04:30 PM	0	0	0	0	0	0	0	0	0	0	0	0	0	0	0	0	0	0	0	0	0	0
04:45 PM	0	0	0	0	0	0	0	0	0	0	0	0	0	0	0	0	0	0	0	0	0	0
Total	0	0	0	0	0	0	0	0	0	0	0	0	0	0	0	0	0	0	0	0	0	0
05:00 PM	0	0	0	0	0	0	0	0	0	0	0	0	0	0	0	0	0	0	0	0	0	0
05:15 PM	0	0	0	0	0	0	0	0	0	0	0	0	0	0	0	0	0	0	0	0	0	0
05:30 PM	0	0	0	0	0	0	0	0	0	0	0	0	0	0	0	0	0	0	0	0	0	0
05:45 PM	0	0	0	0	0	0	0	0	0	0	0	0	0	0	0	0	0	0	0	0	0	0
Total	0	0	0	0	0	0	0	0	0	0	0	0	0	0	0	0	0	0	0	0	0	0
06:00 PM	0	0	0	0	0	0	0	0	0	0	0	0	0	0	0	0	0	0	0	0	0	0
06:15 PM	0	0	0	0	0	0	0	0	0	0	0	0	0	0	0	0	0	0	0	0	0	0
06:30 PM	0	0	0	0	0	0	0	0	0	0	1	0	0	0	1	0	0	0	0	0	0	1
06:45 PM	0	0	0	0	0	0	0	0	0	0	0	0	0	0	0	0	0	0	0	0	0	0
Total	0	0	0	0	0	0	0	0	0	0	1	0	0	0	1	0	0	0	0	0	0	1
Grand Total	0	0	0	0	0	0	0	0	0	0	1	0	0	0	1	0	0	0	0	0	0	1
Apprch %	0	0	0	0	0	0	0	0	0	0	100	0	0	0	100	0	0	0	0	0	0	0
Total %	0	0	0	0	0	0	0	0	0	0	100	0	0	0	100	0	0	0	0	0	0	0

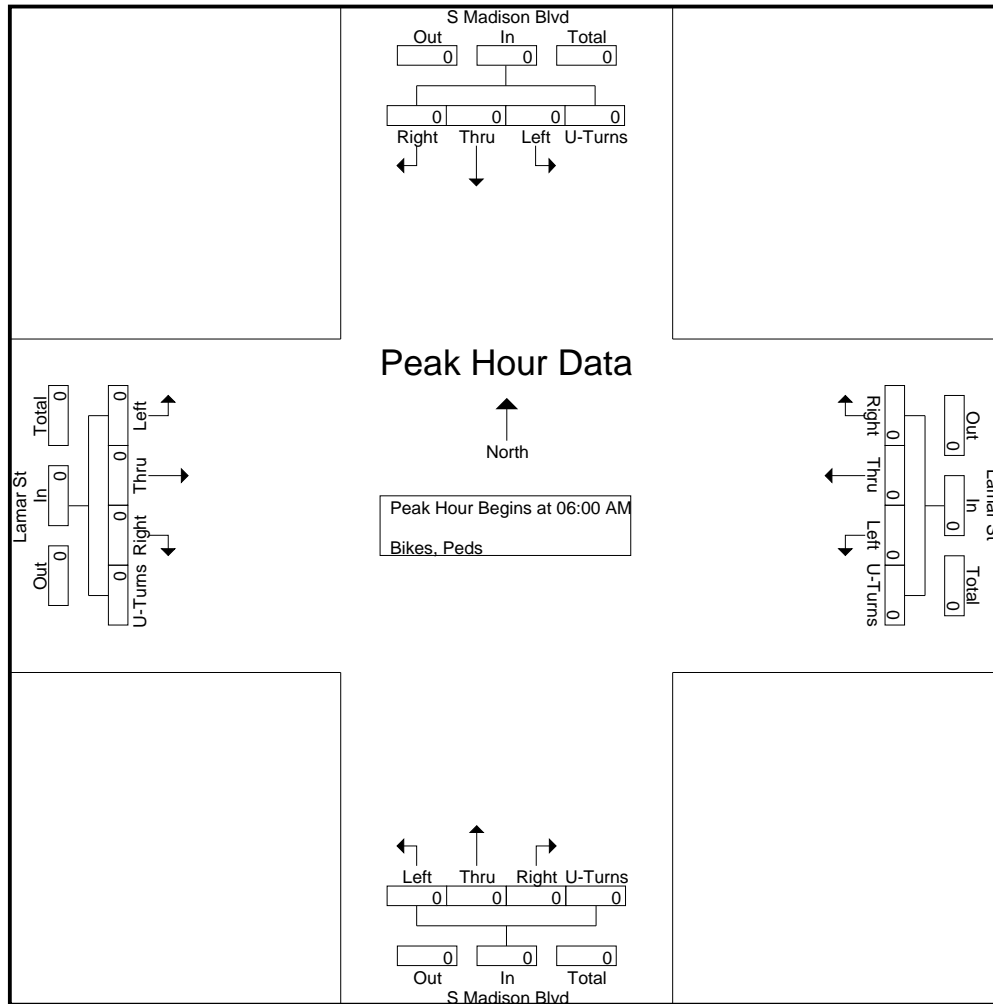


Quality Counts, LLC

920 Blairhill Rd, STE B106
Charlotte, NC 28217

File Name : 14473008 - S Madison Blvd & Lamar St
Site Code : 14473008
Start Date : 8/30/2017
Page No : 3

Start Time	S Madison Blvd Southbound					Lamar St Westbound					S Madison Blvd Northbound					Lamar St Eastbound					Int. Total	
	Right	Thru	Left	Peds	App. Total	Right	Thru	Left	Peds	App. Total	Right	Thru	Left	Peds	App. Total	Right	Thru	Left	Peds	App. Total		
Peak Hour Analysis From 06:00 AM to 09:45 AM - Peak 1 of 1																						
Peak Hour for Entire Intersection Begins at 06:00 AM																						
06:00 AM	0	0	0	0	0	0	0	0	0	0	0	0	0	0	0	0	0	0	0	0	0	0
06:15 AM	0	0	0	0	0	0	0	0	0	0	0	0	0	0	0	0	0	0	0	0	0	0
06:30 AM	0	0	0	0	0	0	0	0	0	0	0	0	0	0	0	0	0	0	0	0	0	0
06:45 AM	0	0	0	0	0	0	0	0	0	0	0	0	0	0	0	0	0	0	0	0	0	0
Total Volume	0	0	0	0	0	0	0	0	0	0	0	0	0	0	0	0	0	0	0	0	0	0
% App. Total	0	0	0	0	0	0	0	0	0	0	0	0	0	0	0	0	0	0	0	0	0	0
PHF	.000	.000	.000	.000	.000	.000	.000	.000	.000	.000	.000	.000	.000	.000	.000	.000	.000	.000	.000	.000	.000	.000



Quality Counts, LLC

920 Blairhill Rd, STE B106
Charlotte, NC 28217

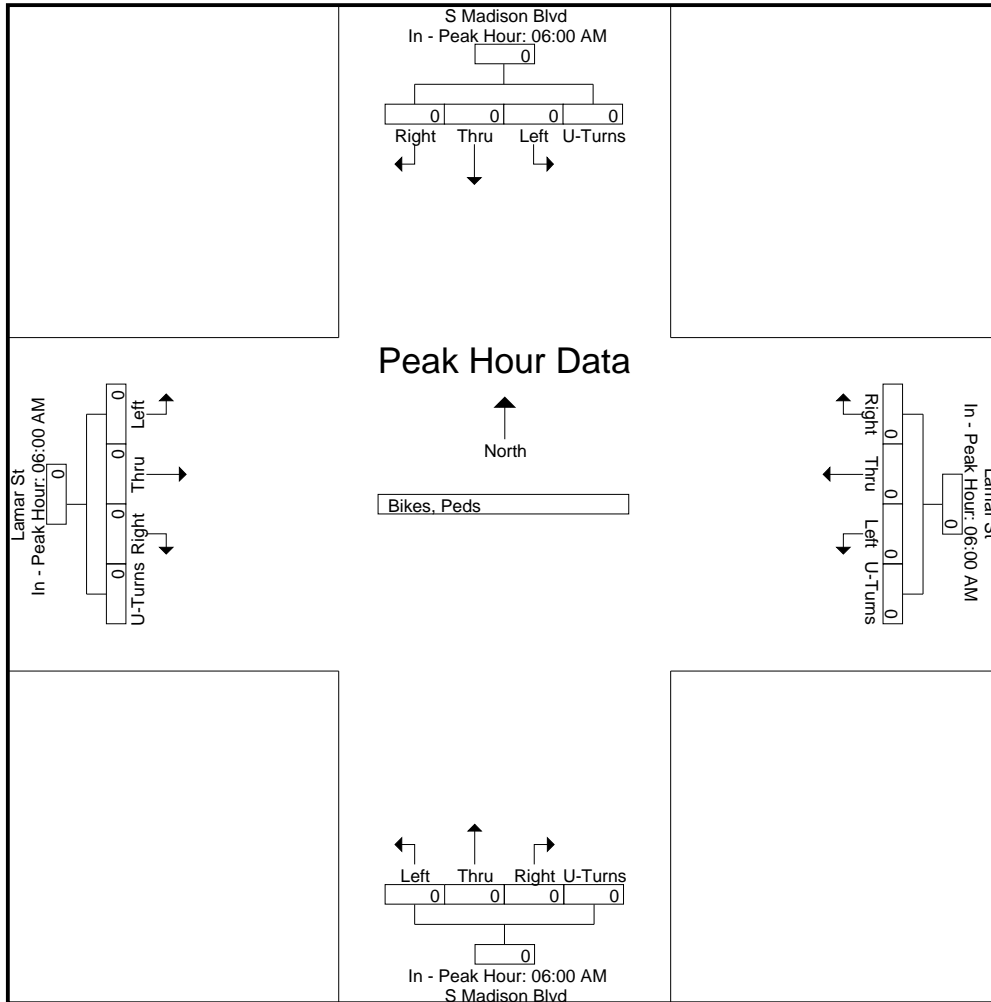
File Name : 14473008 - S Madison Blvd & Lamar St
Site Code : 14473008
Start Date : 8/30/2017
Page No : 4

Start Time	S Madison Blvd Southbound					Lamar St Westbound					S Madison Blvd Northbound					Lamar St Eastbound					Int. Total
	Right	Thru	Left	Peds	App. Total	Right	Thru	Left	Peds	App. Total	Right	Thru	Left	Peds	App. Total	Right	Thru	Left	Peds	App. Total	

Peak Hour Analysis From 06:00 AM to 09:45 AM - Peak 1 of 1

Peak Hour for Each Approach Begins at:

	06:00 AM					06:00 AM					06:00 AM					06:00 AM									
+0 mins.	0	0	0	0	0	0	0	0	0	0	0	0	0	0	0	0	0	0	0	0	0	0	0	0	0
+15 mins.	0	0	0	0	0	0	0	0	0	0	0	0	0	0	0	0	0	0	0	0	0	0	0	0	0
+30 mins.	0	0	0	0	0	0	0	0	0	0	0	0	0	0	0	0	0	0	0	0	0	0	0	0	0
+45 mins.	0	0	0	0	0	0	0	0	0	0	0	0	0	0	0	0	0	0	0	0	0	0	0	0	0
Total Volume	0	0	0	0	0	0	0	0	0	0	0	0	0	0	0	0	0	0	0	0	0	0	0	0	0
% App. Total	0	0	0	0	0	0	0	0	0	0	0	0	0	0	0	0	0	0	0	0	0	0	0	0	0
PHF	.000	.000	.000	.000	.000	.000	.000	.000	.000	.000	.000	.000	.000	.000	.000	.000	.000	.000	.000	.000	.000	.000	.000	.000	.000

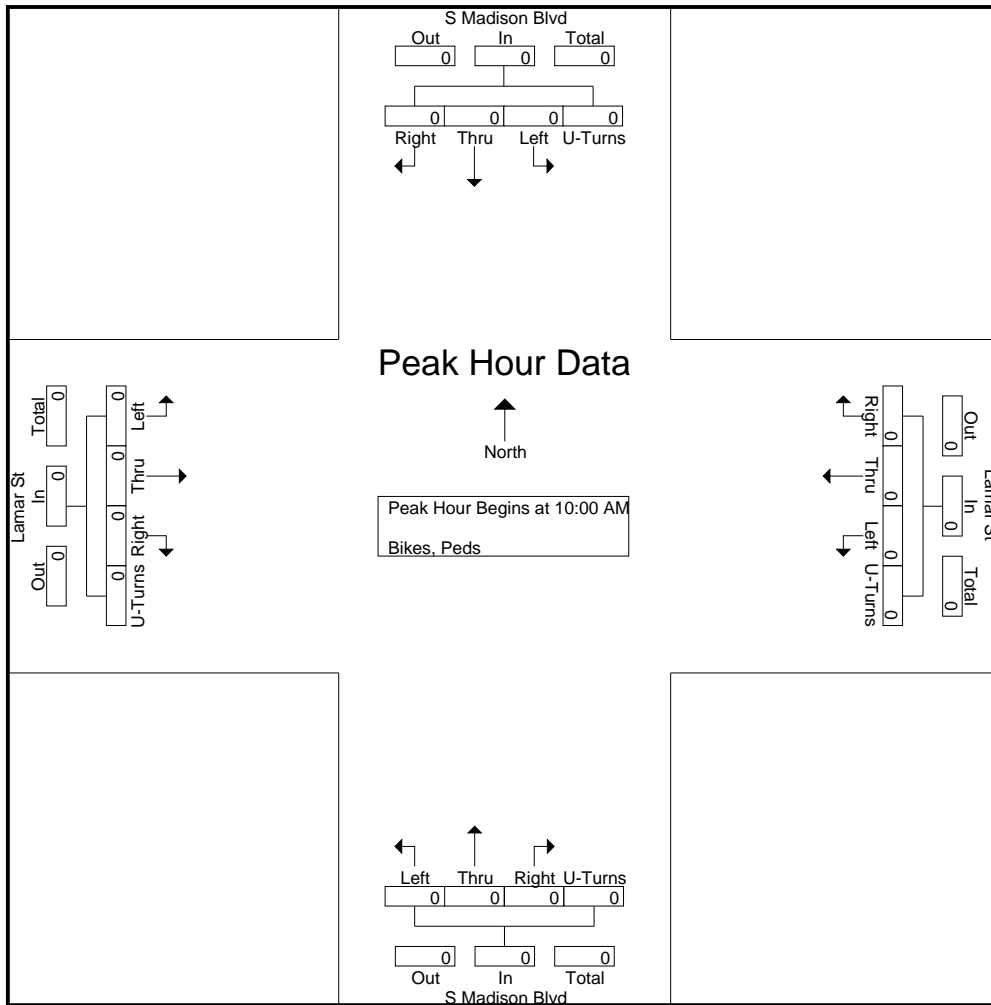


Quality Counts, LLC

920 Blairhill Rd, STE B106
Charlotte, NC 28217

File Name : 14473008 - S Madison Blvd & Lamar St
Site Code : 14473008
Start Date : 8/30/2017
Page No : 5

Start Time	S Madison Blvd Southbound					Lamar St Westbound					S Madison Blvd Northbound					Lamar St Eastbound					Int. Total	
	Rig ht	Thr u	Left	Ped s	App. Total	Rig ht	Thr u	Left	Ped s	App. Total	Right	Thr u	Left	Peds	App. Total	Right	Thr u	Left	Peds	App. Total		
Peak Hour Analysis From 10:00 AM to 02:45 PM - Peak 1 of 1																						
Peak Hour for Entire Intersection Begins at 10:00 AM																						
10:00 AM	0	0	0	0	0	0	0	0	0	0	0	0	0	0	0	0	0	0	0	0	0	0
10:15 AM	0	0	0	0	0	0	0	0	0	0	0	0	0	0	0	0	0	0	0	0	0	0
10:30 AM	0	0	0	0	0	0	0	0	0	0	0	0	0	0	0	0	0	0	0	0	0	0
10:45 AM	0	0	0	0	0	0	0	0	0	0	0	0	0	0	0	0	0	0	0	0	0	0
Total Volume	0	0	0	0	0	0	0	0	0	0	0	0	0	0	0	0	0	0	0	0	0	0
% App. Total	0	0	0	0	0	0	0	0	0	0	0	0	0	0	0	0	0	0	0	0	0	0
PHF	.000	.000	.000	.000	.000	.000	.000	.000	.000	.000	.000	.000	.000	.000	.000	.000	.000	.000	.000	.000	.000	.000



Quality Counts, LLC

920 Blairhill Rd, STE B106
Charlotte, NC 28217

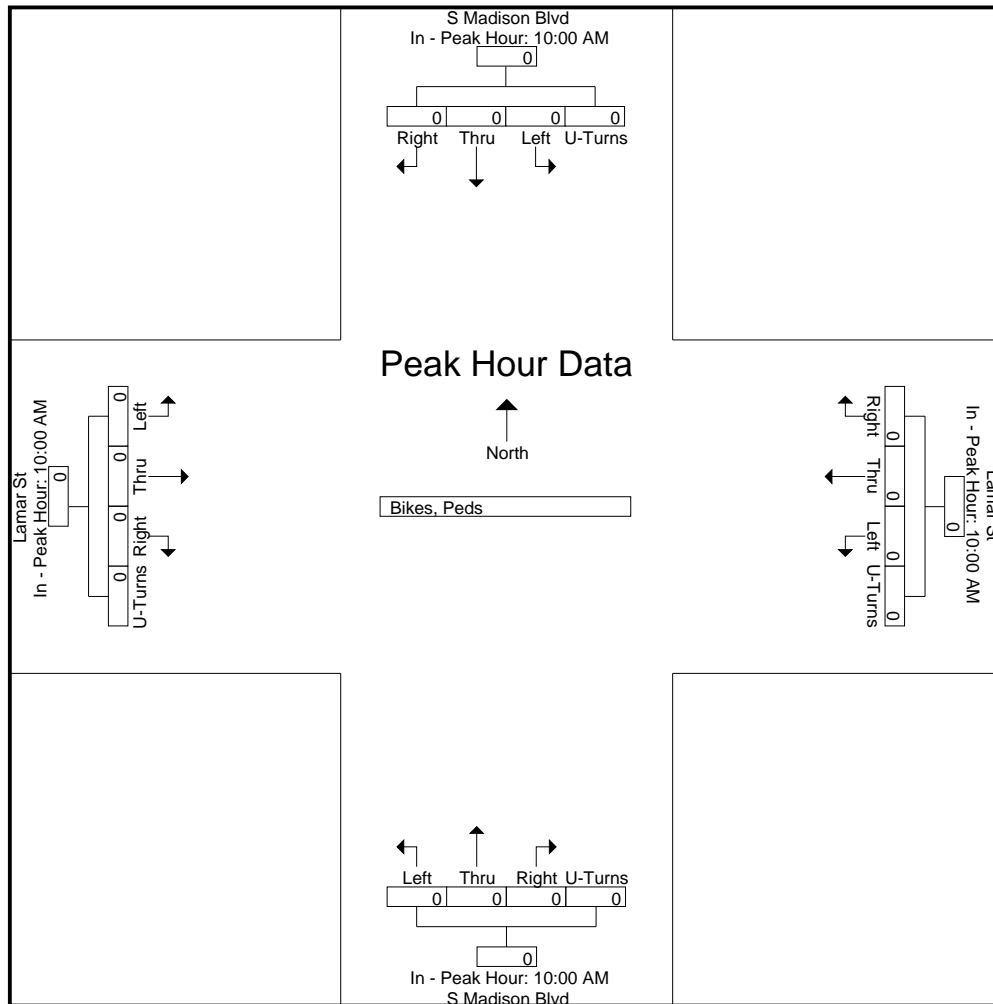
File Name : 14473008 - S Madison Blvd & Lamar St
Site Code : 14473008
Start Date : 8/30/2017
Page No : 6

Start Time	S Madison Blvd Southbound					Lamar St Westbound					S Madison Blvd Northbound					Lamar St Eastbound					Int. Total
	Rig ht	Thr u	Left	Ped s	App. Total	Rig ht	Thr u	Left	Ped s	App. Total	Right	Thr u	Left	Peds	App. Total	Right	Thr u	Left	Peds	App. Total	

Peak Hour Analysis From 10:00 AM to 02:45 PM - Peak 1 of 1

Peak Hour for Each Approach Begins at:

	10:00 AM					10:00 AM					10:00 AM					10:00 AM									
+0 mins.	0	0	0	0	0	0	0	0	0	0	0	0	0	0	0	0	0	0	0	0	0	0	0	0	0
+15 mins.	0	0	0	0	0	0	0	0	0	0	0	0	0	0	0	0	0	0	0	0	0	0	0	0	0
+30 mins.	0	0	0	0	0	0	0	0	0	0	0	0	0	0	0	0	0	0	0	0	0	0	0	0	0
+45 mins.	0	0	0	0	0	0	0	0	0	0	0	0	0	0	0	0	0	0	0	0	0	0	0	0	0
Total Volume	0	0	0	0	0	0	0	0	0	0	0	0	0	0	0	0	0	0	0	0	0	0	0	0	0
% App. Total	0	0	0	0	0	0	0	0	0	0	0	0	0	0	0	0	0	0	0	0	0	0	0	0	0
PHF	.000	.000	.000	.000	.000	.000	.000	.000	.000	.000	.000	.000	.000	.000	.000	.000	.000	.000	.000	.000	.000	.000	.000	.000	.000



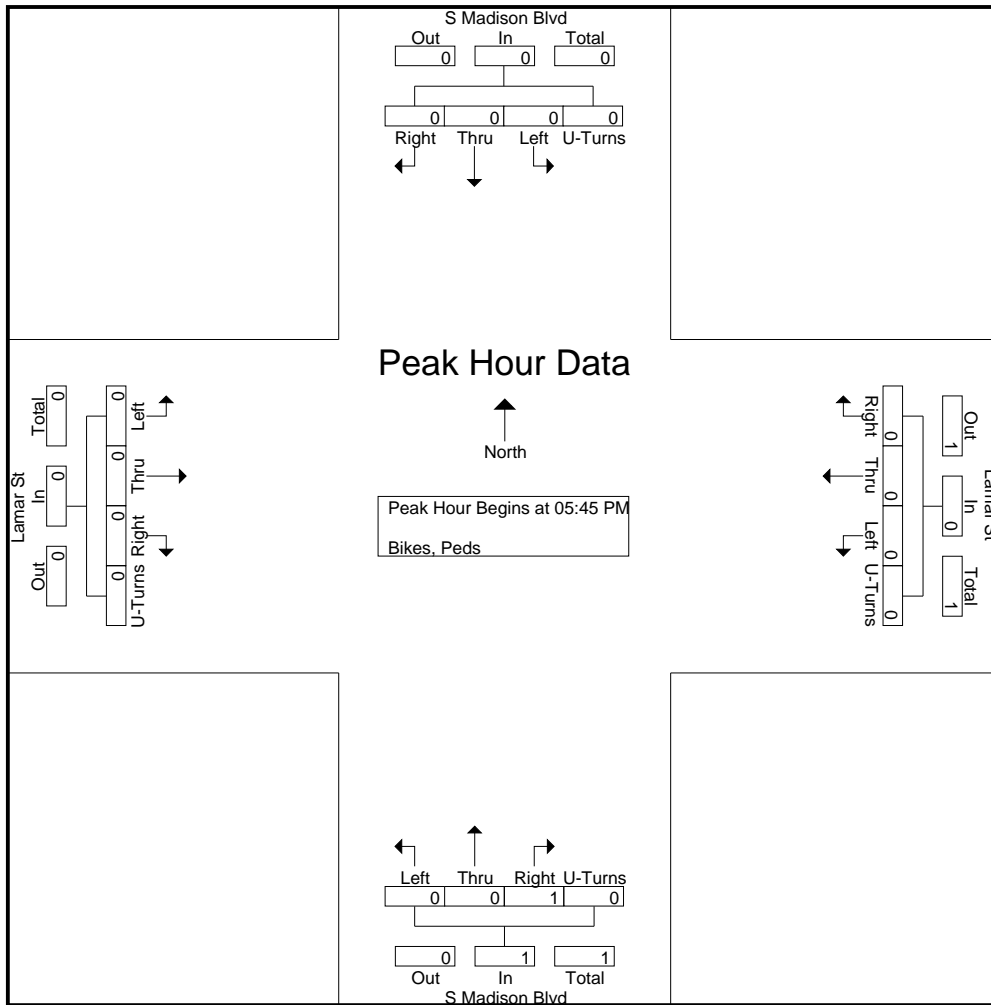
Quality Counts, LLC

920 Blairhill Rd, STE B106
Charlotte, NC 28217

File Name : 14473008 - S Madison Blvd & Lamar St
Site Code : 14473008
Start Date : 8/30/2017
Page No : 7

Start Time	S Madison Blvd Southbound					Lamar St Westbound					S Madison Blvd Northbound					Lamar St Eastbound					Int. Total
	Rig ht	Thr u	Left	Ped s	App. Total	Rig ht	Thr u	Left	Ped s	App. Total	Right	Thr u	Left	Peds	App. Total	Right	Thr u	Left	Peds	App. Total	
05:45 PM	0	0	0	0	0	0	0	0	0	0	0	0	0	0	0	0	0	0	0	0	0
06:00 PM	0	0	0	0	0	0	0	0	0	0	0	0	0	0	0	0	0	0	0	0	0
06:15 PM	0	0	0	0	0	0	0	0	0	0	0	0	0	0	0	0	0	0	0	0	0
06:30 PM	0	0	0	0	0	0	0	0	0	0	1	0	0	0	1	0	0	0	0	0	1
Total Volume	0	0	0	0	0	0	0	0	0	0	1	0	0	0	1	0	0	0	0	0	0
% App. Total	0	0	0	0	0	0	0	0	0	0	100	0	0	0	0	0	0	0	0	0	0
PHF	.000	.000	.000	.000	.000	.000	.000	.000	.000	.000	.250	.000	.000	.000	.250	.000	.000	.000	.000	.000	.250

Peak Hour Analysis From 03:00 PM to 06:45 PM - Peak 1 of 1
Peak Hour for Entire Intersection Begins at 05:45 PM



Quality Counts, LLC

920 Blairhill Rd, STE B106
Charlotte, NC 28217

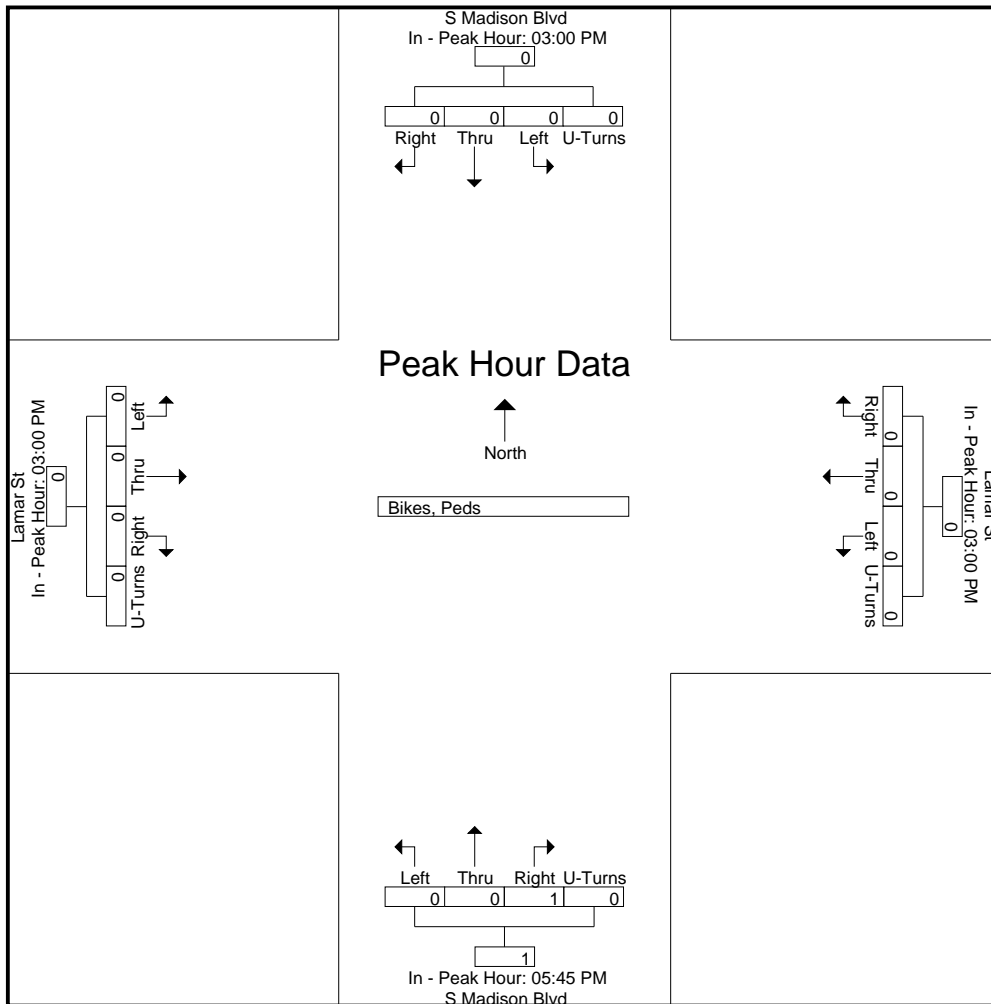
File Name : 14473008 - S Madison Blvd & Lamar St
Site Code : 14473008
Start Date : 8/30/2017
Page No : 8

Start Time	S Madison Blvd Southbound					Lamar St Westbound					S Madison Blvd Northbound					Lamar St Eastbound					Int. Total
	Rig ht	Thr u	Left	Ped s	App. Total	Rig ht	Thr u	Left	Ped s	App. Total	Right	Thr u	Left	Peds	App. Total	Right	Thr u	Left	Peds	App. Total	

Peak Hour Analysis From 03:00 PM to 06:45 PM - Peak 1 of 1

Peak Hour for Each Approach Begins at:

	03:00 PM					03:00 PM					05:45 PM					03:00 PM				
+0 mins.	0	0	0	0	0	0	0	0	0	0	0	0	0	0	0	0	0	0	0	0
+15 mins.	0	0	0	0	0	0	0	0	0	0	0	0	0	0	0	0	0	0	0	0
+30 mins.	0	0	0	0	0	0	0	0	0	0	0	0	0	0	0	0	0	0	0	0
+45 mins.	0	0	0	0	0	0	0	0	0	0	1	0	0	0	1	0	0	0	0	0
Total Volume	0	0	0	0	0	0	0	0	0	0	1	0	0	0	1	0	0	0	0	0
% App. Total	0	0	0	0	0	0	0	0	0	0	100	0	0	0	0	0	0	0	0	0
PHF	.000	.000	.000	.000	.000	.000	.000	.000	.000	.000	.250	.000	.000	.000	.250	.000	.000	.000	.000	.000



Quality Counts, LLC

920 Blairhill Rd, STE B106
Charlotte, NC 28217

File Name : 14473009 - S Madison Blvd & Harris St

Site Code : 14473009

Start Date : 8/30/2017

Page No : 1

Groups Printed- Classes 1, 2, 3 - Classes 4, 5, 6, 7 - Classes 8, 9, 10 - Classes 11, 12, 13 - Bikes, Peds

Start Time	S Madison Blvd Southbound					Westbound					S Madison Blvd Northbound					Harris St Eastbound					Int. Total	
	Right	Thru	Left	Peds	App. Total	Right	Thru	Left	Peds	App. Total	Right	Thru	Left	Peds	App. Total	Right	Thru	Left	Peds	App. Total		
06:00 AM	0	131	0	0	131	0	0	0	0	0	0	45	0	0	45	0	0	0	0	0	0	176
06:15 AM	0	170	0	0	170	0	0	0	0	0	0	58	0	0	58	0	0	0	0	0	0	228
06:30 AM	0	137	0	0	137	0	0	0	0	0	0	85	0	0	85	0	0	0	1	1	1	223
06:45 AM	0	161	0	0	161	0	0	0	0	0	0	129	0	0	129	0	0	1	0	1	1	291
Total	0	599	0	0	599	0	0	0	0	0	0	317	0	0	317	0	0	1	1	2	2	918
07:00 AM	0	170	0	0	170	0	0	0	0	0	0	134	0	0	134	1	0	1	0	2	2	306
07:15 AM	0	172	0	0	172	0	0	0	0	0	0	205	0	0	205	1	0	0	0	1	1	378
07:30 AM	0	191	0	0	191	0	0	0	0	0	0	310	0	0	310	0	0	0	0	0	0	501
07:45 AM	1	206	0	0	207	0	0	0	0	0	0	268	0	0	268	1	0	0	0	1	1	476
Total	1	739	0	0	740	0	0	0	0	0	0	917	0	0	917	3	0	1	0	4	4	1661
08:00 AM	1	202	0	0	203	0	0	0	0	0	0	226	1	0	227	1	0	0	0	1	1	431
08:15 AM	0	168	0	0	168	0	0	0	0	0	0	169	0	0	169	0	0	0	0	0	0	337
08:30 AM	0	145	0	0	145	0	0	0	0	0	0	186	0	0	186	0	0	0	0	0	0	331
08:45 AM	0	166	0	0	166	0	0	0	0	0	0	157	0	0	157	0	0	1	0	1	1	324
Total	1	681	0	0	682	0	0	0	0	0	0	738	1	0	739	1	0	1	0	2	2	1423
09:00 AM	0	142	0	0	142	0	0	0	0	0	0	174	1	0	175	0	0	0	0	0	0	317
09:15 AM	0	143	0	0	143	0	0	0	0	0	0	175	0	0	175	0	0	0	0	0	0	318
09:30 AM	0	166	0	0	166	0	0	0	0	0	0	150	0	0	150	1	0	0	0	1	1	317
09:45 AM	1	164	0	0	165	0	0	0	0	0	0	189	0	0	189	0	0	0	0	0	0	354
Total	1	615	0	0	616	0	0	0	0	0	0	688	1	0	689	1	0	0	0	1	1	1306
10:00 AM	0	192	0	0	192	0	0	0	0	0	0	161	0	0	161	0	0	1	1	2	2	355
10:15 AM	0	161	0	0	161	0	0	0	0	0	0	144	0	0	144	0	0	0	0	0	0	305
10:30 AM	0	169	0	0	169	0	0	0	0	0	0	161	1	0	162	0	0	1	0	1	1	332
10:45 AM	0	168	0	0	168	0	0	0	0	0	0	175	1	1	177	1	0	0	1	2	2	347
Total	0	690	0	0	690	0	0	0	0	0	0	641	2	1	644	1	0	2	2	5	5	1339
11:00 AM	1	195	0	0	196	0	0	0	0	0	0	158	0	0	158	3	0	1	0	4	4	358
11:15 AM	0	219	0	0	219	0	0	0	0	0	0	200	0	0	200	0	0	0	0	0	0	419
11:30 AM	1	206	0	0	207	0	0	0	0	0	0	166	0	0	166	0	0	0	0	0	0	373
11:45 AM	1	179	0	0	180	0	0	0	0	0	0	205	0	0	205	0	0	1	0	1	1	386
Total	3	799	0	0	802	0	0	0	0	0	0	729	0	0	729	3	0	2	0	5	5	1536
12:00 PM	1	208	0	0	209	0	0	0	0	0	0	208	0	0	208	0	0	0	0	0	0	417
12:15 PM	2	226	0	0	228	0	0	0	0	0	0	180	1	0	181	0	0	0	0	0	0	409
12:30 PM	0	231	0	0	231	0	0	0	0	0	0	193	0	0	193	0	0	3	0	3	3	427
12:45 PM	0	197	0	0	197	0	0	0	0	0	0	204	0	0	204	1	0	0	0	1	1	402
Total	3	862	0	0	865	0	0	0	0	0	0	785	1	0	786	1	0	3	0	4	4	1655
01:00 PM	0	203	0	0	203	0	0	0	0	0	0	180	0	0	180	0	0	3	0	3	3	386
01:15 PM	1	222	0	0	223	0	0	0	0	0	0	200	0	0	200	0	0	0	0	0	0	423
01:30 PM	0	173	0	0	173	0	0	0	0	0	0	192	0	0	192	0	0	0	0	0	0	365
01:45 PM	0	214	0	0	214	0	0	0	0	0	0	180	0	0	180	1	0	1	0	2	2	396
Total	1	812	0	0	813	0	0	0	0	0	0	752	0	0	752	1	0	4	0	5	5	1570
02:00 PM	0	197	0	1	198	0	0	0	0	0	0	182	0	0	182	0	0	1	0	1	1	381
02:15 PM	1	202	0	0	203	0	0	0	0	0	0	180	0	0	180	0	0	2	1	3	3	386
02:30 PM	0	194	0	0	194	0	0	0	0	0	0	184	0	0	184	1	0	1	0	2	2	380
02:45 PM	0	225	0	0	225	0	0	0	0	0	0	217	0	0	217	0	0	1	0	1	1	443
Total	1	818	0	1	820	0	0	0	0	0	0	763	0	0	763	1	0	5	1	7	7	1590
03:00 PM	0	273	0	0	273	0	0	0	0	0	0	229	1	0	230	0	0	0	0	0	0	503
03:15 PM	1	272	0	0	273	0	0	0	0	0	0	198	2	0	200	0	0	0	0	0	0	473
03:30 PM	0	258	0	0	258	0	0	0	0	0	0	232	1	0	233	0	0	0	0	0	0	491
03:45 PM	1	233	0	0	234	0	0	0	0	0	0	200	1	0	201	0	0	0	0	0	0	435
Total	2	1036	0	0	1038	0	0	0	0	0	0	859	5	0	864	0	0	0	0	0	0	1902

Quality Counts, LLC

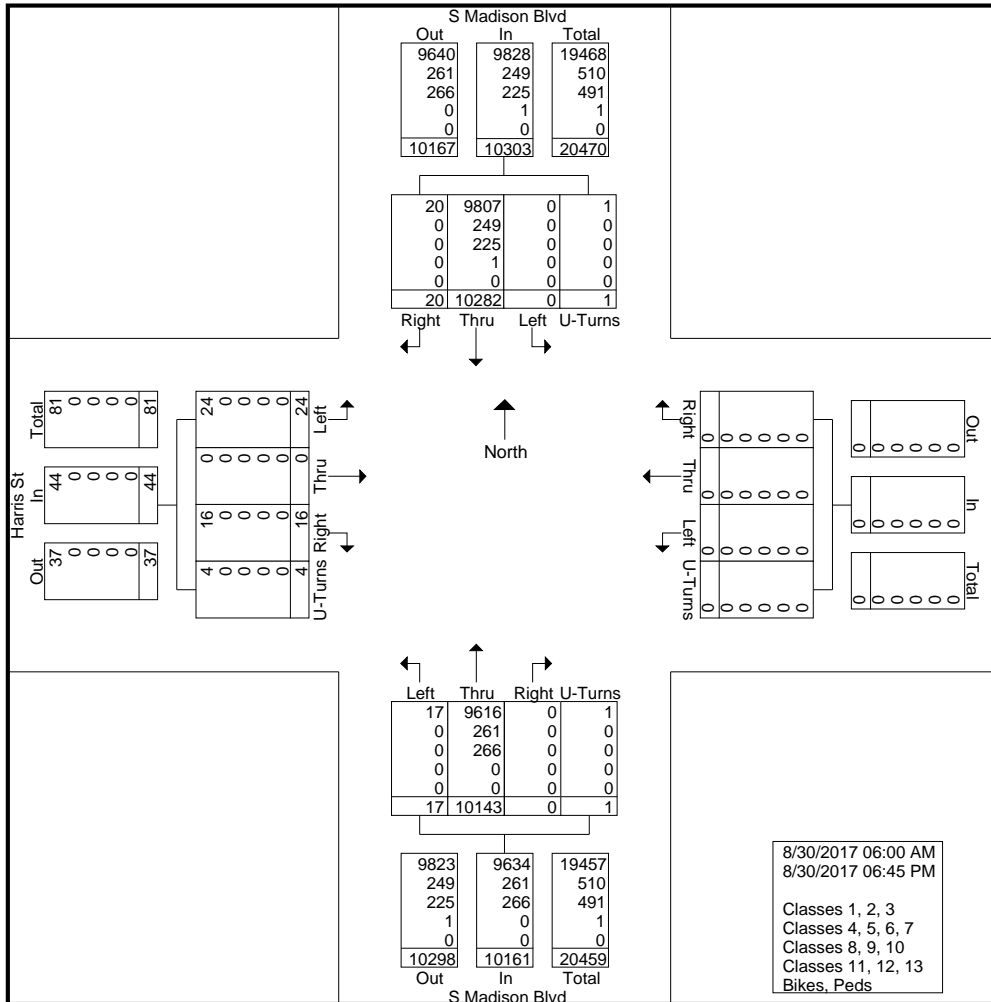
920 Blairhill Rd, STE B106
Charlotte, NC 28217

File Name : 14473009 - S Madison Blvd & Harris St

Site Code : 14473009

Start Date : 8/30/2017

Page No : 3

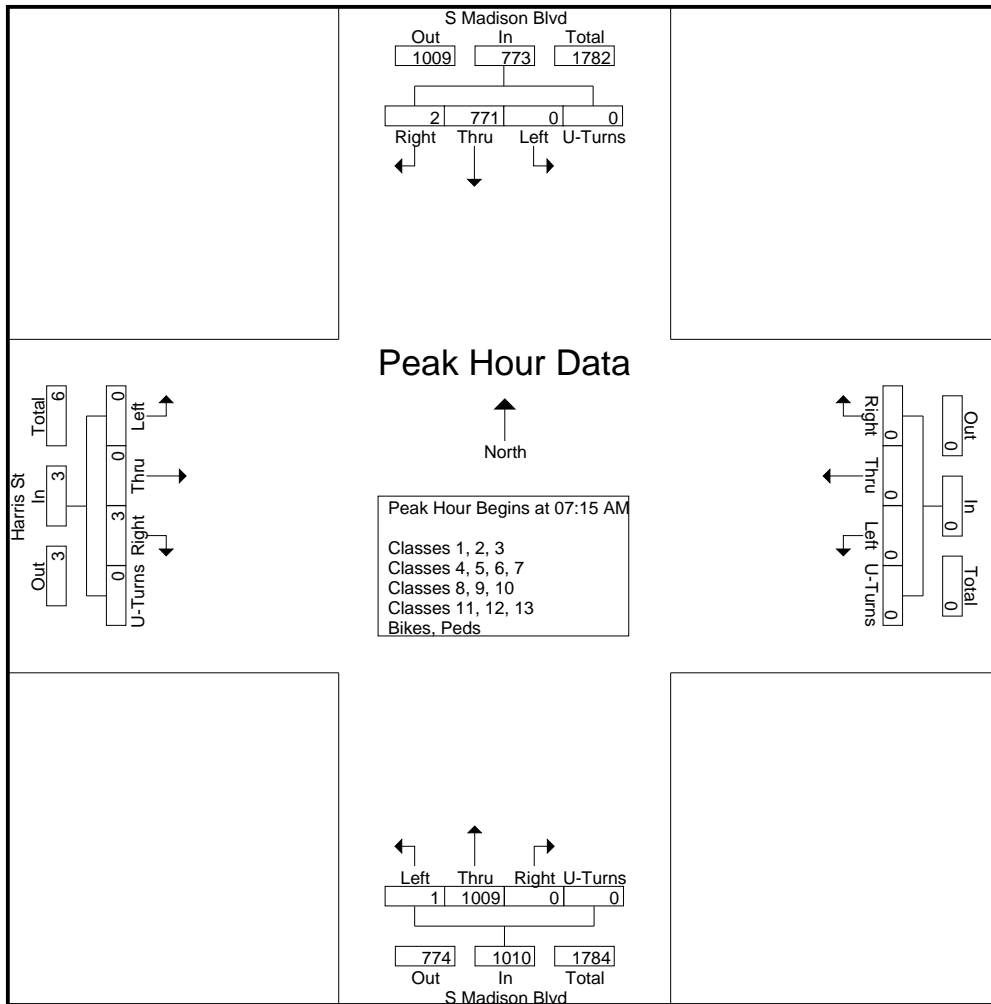


Quality Counts, LLC

920 Blairhill Rd, STE B106
Charlotte, NC 28217

File Name : 14473009 - S Madison Blvd & Harris St
Site Code : 14473009
Start Date : 8/30/2017
Page No : 4

Start Time	S Madison Blvd Southbound					Westbound					S Madison Blvd Northbound					Harris St Eastbound					Int. Total
	Right	Thru	Left	Peds	App. Total	Right	Thru	Left	Peds	App. Total	Right	Thru	Left	Peds	App. Total	Right	Thru	Left	Peds	App. Total	
Peak Hour Analysis From 06:00 AM to 09:45 AM - Peak 1 of 1																					
Peak Hour for Entire Intersection Begins at 07:15 AM																					
07:15 AM	0	172	0	0	172	0	0	0	0	0	0	205	0	0	205	1	0	0	0	1	378
07:30 AM	0	191	0	0	191	0	0	0	0	0	0	310	0	0	310	0	0	0	0	0	501
07:45 AM	1	206	0	0	207	0	0	0	0	0	0	268	0	0	268	1	0	0	0	1	476
08:00 AM	1	202	0	0	203	0	0	0	0	0	0	226	1	0	227	1	0	0	0	1	431
Total Volume	2	771	0	0	773	0	0	0	0	0	0	1009	1	0	1010	3	0	0	0	3	1786
% App. Total	0.3	99.7	0	0		0	0	0	0		0	99.9	0.1	0		100	0	0	0		
PHF	.500	.936	.000	.000	.934	.000	.000	.000	.000	.000	.000	.814	.250	.000	.815	.750	.000	.000	.000	.750	.891

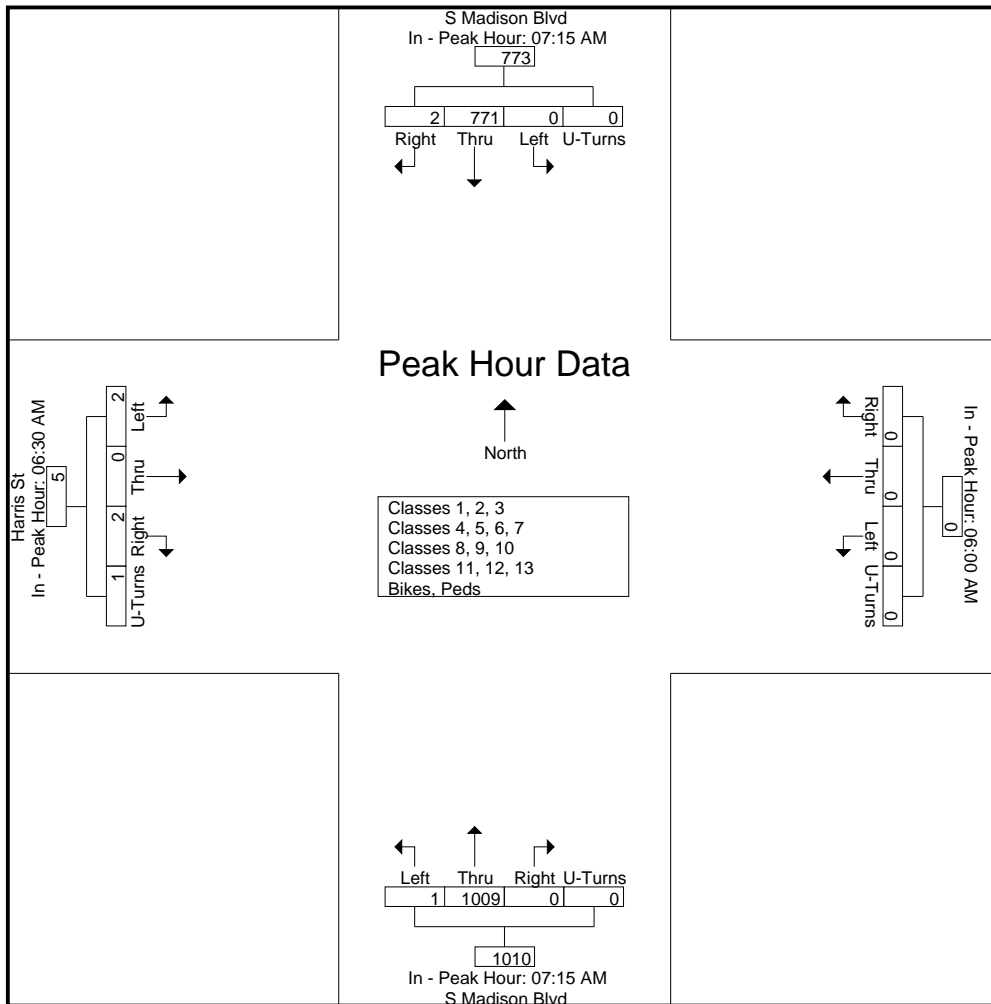


Quality Counts, LLC

920 Blairhill Rd, STE B106
Charlotte, NC 28217

File Name : 14473009 - S Madison Blvd & Harris St
Site Code : 14473009
Start Date : 8/30/2017
Page No : 5

Start Time	S Madison Blvd Southbound					Westbound					S Madison Blvd Northbound					Harris St Eastbound					Int. Total
	Right	Thru	Left	Peds	App. Total	Right	Thru	Left	Peds	App. Total	Right	Thru	Left	Peds	App. Total	Right	Thru	Left	Peds	App. Total	
Peak Hour Analysis From 06:00 AM to 09:45 AM - Peak 1 of 1																					
Peak Hour for Each Approach Begins at:																					
	07:15 AM					06:00 AM					07:15 AM					06:30 AM					
+0 mins.	0	172	0	0	172	0	0	0	0	0	0	205	0	0	205	0	0	0	1	1	
+15 mins.	0	191	0	0	191	0	0	0	0	0	0	310	0	0	310	0	0	1	0	1	
+30 mins.	1	206	0	0	207	0	0	0	0	0	0	268	0	0	268	1	0	1	0	2	
+45 mins.	1	202	0	0	203	0	0	0	0	0	0	226	1	0	227	1	0	0	0	1	
Total Volume	2	771	0	0	773	0	0	0	0	0	0	1009	1	0	1010	2	0	2	1	5	
% App. Total	0.3	99.7	0	0		0	0	0	0		0	99.9	0.1	0		40	0	40	20		
PHF	.500	.936	.000	.000	.934	.000	.000	.000	.000	.000	.000	.814	.250	.000	.815	.500	.000	.500	.250	.625	

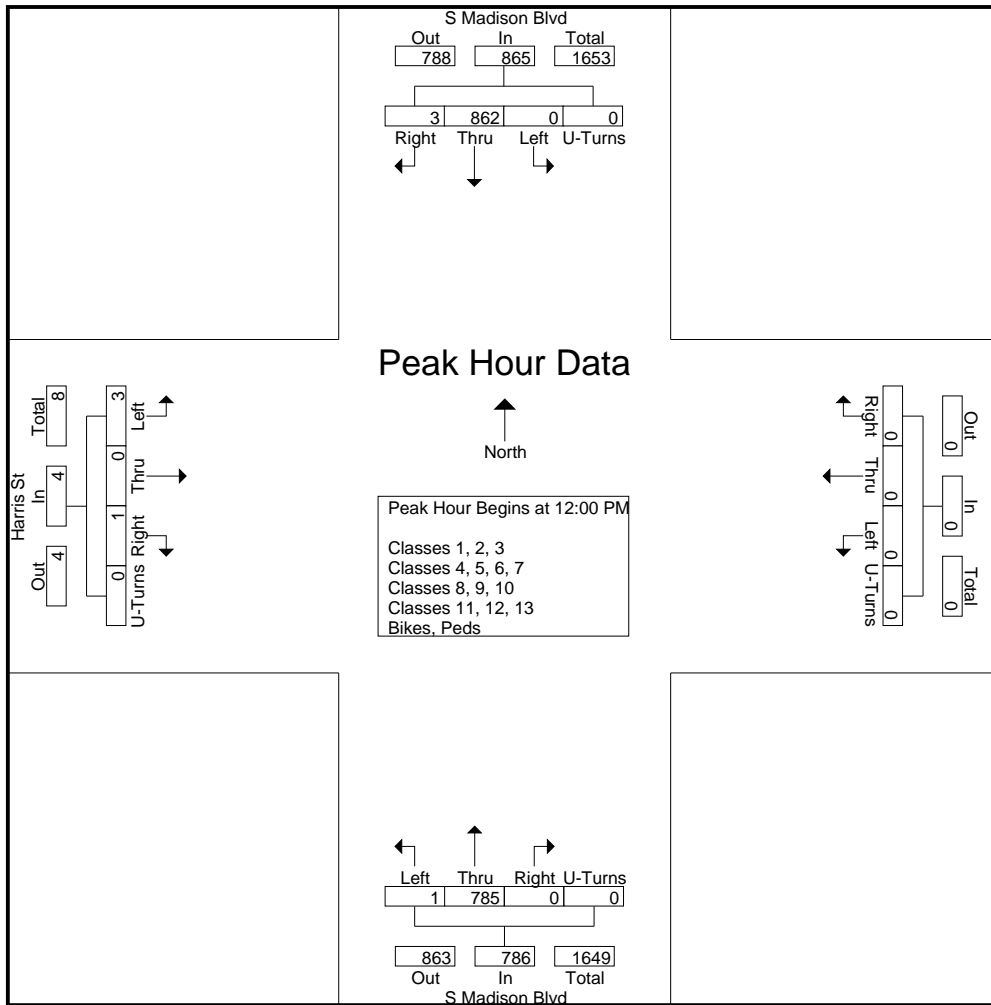


Quality Counts, LLC

920 Blairhill Rd, STE B106
Charlotte, NC 28217

File Name : 14473009 - S Madison Blvd & Harris St
Site Code : 14473009
Start Date : 8/30/2017
Page No : 6

Start Time	S Madison Blvd Southbound					Westbound					S Madison Blvd Northbound					Harris St Eastbound					Int. Total
	Right	Thru	Left	Peds	App. Total	Right	Thru	Left	Peds	App. Total	Right	Thru	Left	Peds	App. Total	Right	Thru	Left	Peds	App. Total	
Peak Hour Analysis From 10:00 AM to 02:45 PM - Peak 1 of 1																					
Peak Hour for Entire Intersection Begins at 12:00 PM																					
12:00 PM	1	208	0	0	209	0	0	0	0	0	0	208	0	0	208	0	0	0	0	0	417
12:15 PM	2	226	0	0	228	0	0	0	0	0	0	180	1	0	181	0	0	0	0	0	409
12:30 PM	0	231	0	0	231	0	0	0	0	0	0	193	0	0	193	0	0	3	0	3	427
12:45 PM	0	197	0	0	197	0	0	0	0	0	0	204	0	0	204	1	0	0	0	1	402
Total Volume	3	862	0	0	865	0	0	0	0	0	0	785	1	0	786	1	0	3	0	4	1655
% App. Total	0.3	99.7	0	0		0	0	0	0		0	99.9	0.1	0		25	0	75	0		
PHF	.375	.933	.000	.000	.936	.000	.000	.000	.000	.000	.000	.944	.250	.000	.945	.250	.000	.250	.000	.333	.969



Quality Counts, LLC

920 Blairhill Rd, STE B106
Charlotte, NC 28217

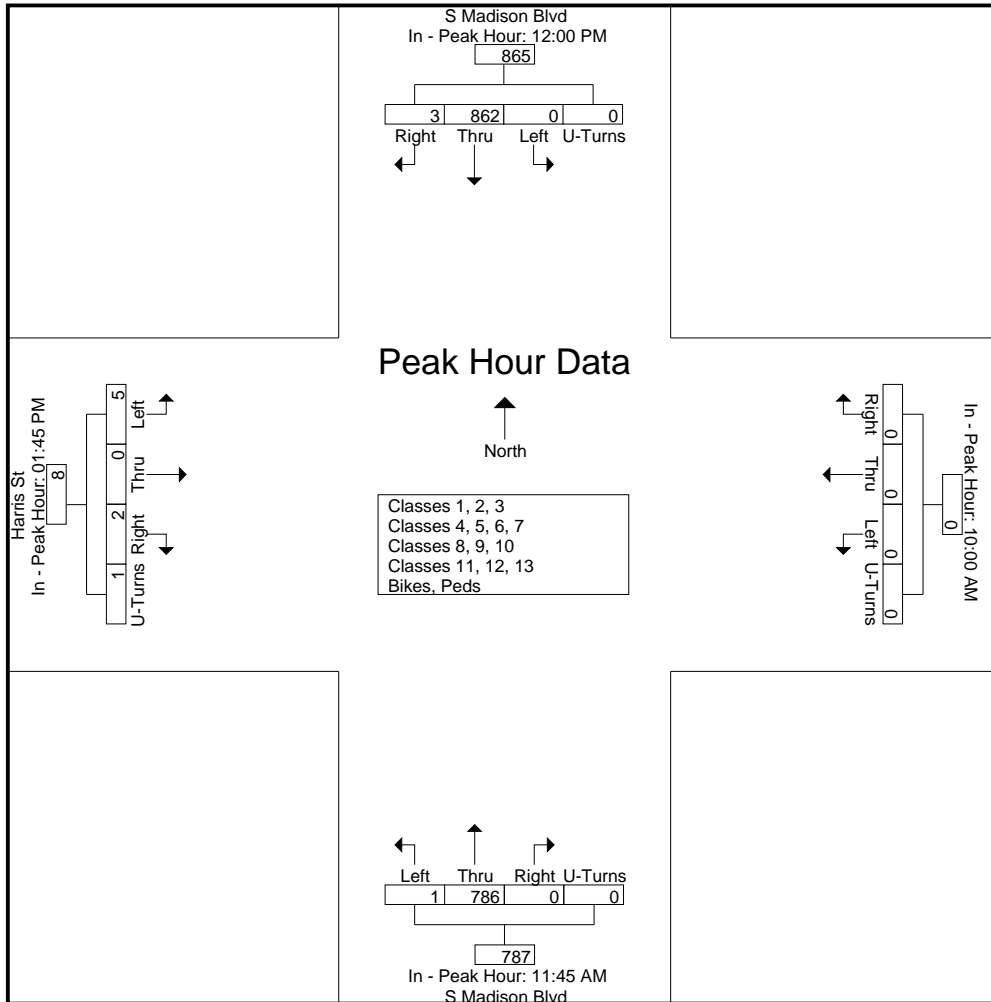
File Name : 14473009 - S Madison Blvd & Harris St
Site Code : 14473009
Start Date : 8/30/2017
Page No : 7

Start Time	S Madison Blvd Southbound					Westbound					S Madison Blvd Northbound					Harris St Eastbound					Int. Total
	Rig ht	Thr u	Left	Ped s	App. Total	Rig ht	Thr u	Left	Ped s	App. Total	Right	Thr u	Left	Peds	App. Total	Right	Thr u	Left	Peds	App. Total	

Peak Hour Analysis From 10:00 AM to 02:45 PM - Peak 1 of 1

Peak Hour for Each Approach Begins at:

	12:00 PM					10:00 AM					11:45 AM					01:45 PM				
+0 mins.	1	208	0	0	209	0	0	0	0	0	0	205	0	0	205	1	0	1	0	2
+15 mins.	2	226	0	0	228	0	0	0	0	0	0	208	0	0	208	0	0	1	0	1
+30 mins.	0	231	0	0	231	0	0	0	0	0	0	180	1	0	181	0	0	2	1	3
+45 mins.	0	197	0	0	197	0	0	0	0	0	0	193	0	0	193	1	0	1	0	2
Total Volume	3	862	0	0	865	0	0	0	0	0	0	786	1	0	787	2	0	5	1	8
% App. Total	0.3	99.7	0	0		0	0	0	0		0	99.9	0.1	0		25	0	62.5	12.5	
PHF	.375	.933	.000	.000	.936	.000	.000	.000	.000	.000	.000	.945	.250	.000	.946	.500	.000	.625	.250	.667

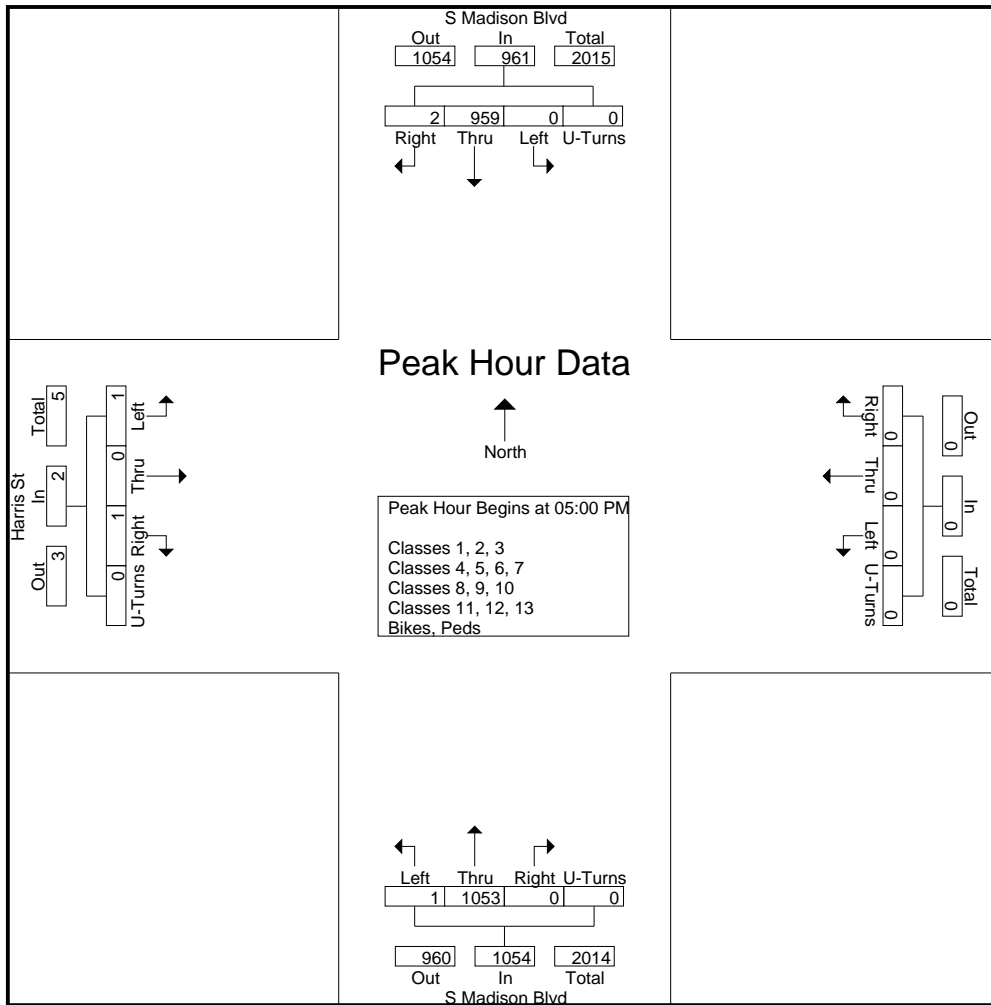


Quality Counts, LLC

920 Blairhill Rd, STE B106
Charlotte, NC 28217

File Name : 14473009 - S Madison Blvd & Harris St
Site Code : 14473009
Start Date : 8/30/2017
Page No : 8

Start Time	S Madison Blvd Southbound					Westbound					S Madison Blvd Northbound					Harris St Eastbound					Int. Total
	Rig ht	Thr u	Left	Ped s	App. Total	Rig ht	Thr u	Left	Ped s	App. Total	Right	Thr u	Left	Peds	App. Total	Right	Thr u	Left	Peds	App. Total	
Peak Hour Analysis From 03:00 PM to 06:45 PM - Peak 1 of 1																					
Peak Hour for Entire Intersection Begins at 05:00 PM																					
05:00 PM	0	276	0	0	276	0	0	0	0	0	0	253	0	0	253	0	0	1	0	1	530
05:15 PM	1	256	0	0	257	0	0	0	0	0	0	254	0	0	254	0	0	0	0	0	511
05:30 PM	1	208	0	0	209	0	0	0	0	0	0	279	0	0	279	0	0	0	0	0	488
05:45 PM	0	219	0	0	219	0	0	0	0	0	0	267	1	0	268	1	0	0	0	1	488
Total Volume	2	959	0	0	961	0	0	0	0	0	0	1053	1	0	1054	1	0	1	0	2	2017
% App. Total	0.2	99.8	0	0		0	0	0	0		0	99.9	0.1	0		50	0	50	0		
PHF	.500	.869	.000	.000	.870	.000	.000	.000	.000	.000	.000	.944	.250	.000	.944	.250	.000	.250	.000	.500	.951



Quality Counts, LLC

920 Blairhill Rd, STE B106
Charlotte, NC 28217

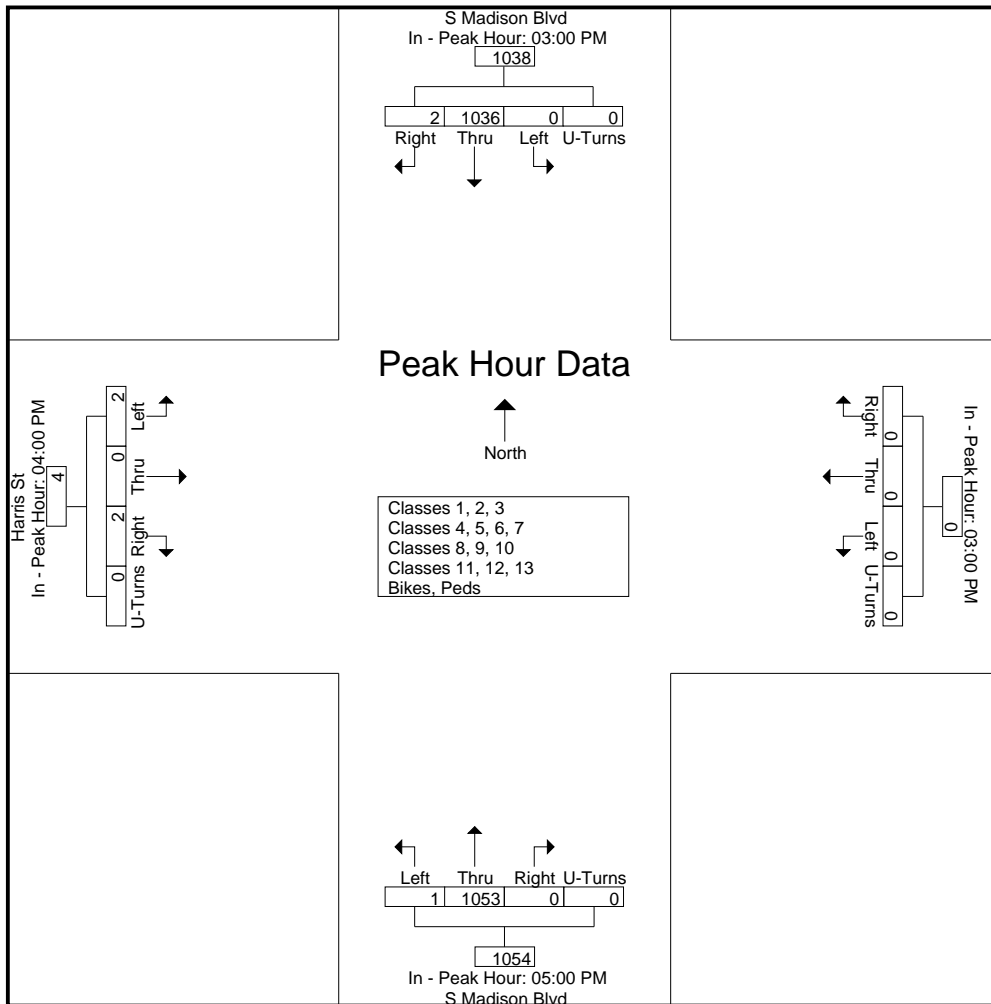
File Name : 14473009 - S Madison Blvd & Harris St
Site Code : 14473009
Start Date : 8/30/2017
Page No : 9

Start Time	S Madison Blvd Southbound					Westbound					S Madison Blvd Northbound					Harris St Eastbound					Int. Total
	Rig ht	Thr u	Left	Ped s	App. Total	Rig ht	Thr u	Left	Ped s	App. Total	Right	Thr u	Left	Peds	App. Total	Right	Thr u	Left	Peds	App. Total	

Peak Hour Analysis From 03:00 PM to 06:45 PM - Peak 1 of 1

Peak Hour for Each Approach Begins at:

	03:00 PM					03:00 PM					05:00 PM					04:00 PM				
+0 mins.	0	273	0	0	273	0	0	0	0	0	0	253	0	0	253	0	0	1	0	1
+15 mins.	1	272	0	0	273	0	0	0	0	0	0	254	0	0	254	0	0	1	0	1
+30 mins.	0	258	0	0	258	0	0	0	0	0	0	279	0	0	279	0	0	0	0	0
+45 mins.	1	233	0	0	234	0	0	0	0	0	0	267	1	0	268	2	0	0	0	2
Total Volume	2	1036	0	0	1038	0	0	0	0	0	0	1053	1	0	1054	2	0	2	0	4
% App. Total	0.2	99.8	0	0		0	0	0	0		0	99.9	0.1	0		50	0	50	0	
PHF	.500	.949	.000	.000	.951	.000	.000	.000	.000	.000	.000	.944	.250	.000	.944	.250	.000	.500	.000	.500



Quality Counts, LLC

920 Blairhill Rd, STE B106
Charlotte, NC 28217

File Name : 14473009 - S Madison Blvd & Harris St

Site Code : 14473009

Start Date : 8/30/2017

Page No : 1

Groups Printed- Classes 1, 2, 3

Start Time	S Madison Blvd Southbound					Westbound					S Madison Blvd Northbound					Harris St Eastbound					Int. Total
	Right	Thru	Left	U-Turns	App. Total	Right	Thru	Left	U-Turns	App. Total	Right	Thru	Left	U-Turns	App. Total	Right	Thru	Left	U-Turns	App. Total	
06:00 AM	0	122	0	0	122	0	0	0	0	0	0	39	0	0	39	0	0	0	0	0	161
06:15 AM	0	162	0	0	162	0	0	0	0	0	0	55	0	0	55	0	0	0	0	0	217
06:30 AM	0	130	0	0	130	0	0	0	0	0	0	77	0	0	77	0	0	0	1	1	208
06:45 AM	0	154	0	0	154	0	0	0	0	0	0	122	0	0	122	0	0	1	0	1	277
Total	0	568	0	0	568	0	0	0	0	0	0	293	0	0	293	0	0	1	1	2	863
07:00 AM	0	163	0	0	163	0	0	0	0	0	0	128	0	0	128	1	0	1	0	2	293
07:15 AM	0	163	0	0	163	0	0	0	0	0	0	189	0	0	189	1	0	0	0	1	353
07:30 AM	0	178	0	0	178	0	0	0	0	0	0	292	0	0	292	0	0	0	0	0	470
07:45 AM	1	189	0	0	190	0	0	0	0	0	0	255	0	0	255	1	0	0	0	1	446
Total	1	693	0	0	694	0	0	0	0	0	0	864	0	0	864	3	0	1	0	4	1562
08:00 AM	1	186	0	0	187	0	0	0	0	0	0	214	1	0	215	1	0	0	0	1	403
08:15 AM	0	160	0	0	160	0	0	0	0	0	0	158	0	0	158	0	0	0	0	0	318
08:30 AM	0	131	0	0	131	0	0	0	0	0	0	167	0	0	167	0	0	0	0	0	298
08:45 AM	0	153	0	0	153	0	0	0	0	0	0	146	0	0	146	0	0	1	0	1	300
Total	1	630	0	0	631	0	0	0	0	0	0	685	1	0	686	1	0	1	0	2	1319
09:00 AM	0	132	0	0	132	0	0	0	0	0	0	160	1	0	161	0	0	0	0	0	293
09:15 AM	0	129	0	0	129	0	0	0	0	0	0	155	0	0	155	0	0	0	0	0	284
09:30 AM	0	154	0	0	154	0	0	0	0	0	0	138	0	0	138	1	0	0	0	1	293
09:45 AM	1	159	0	0	160	0	0	0	0	0	0	172	0	0	172	0	0	0	0	0	332
Total	1	574	0	0	575	0	0	0	0	0	0	625	1	0	626	1	0	0	0	1	1202
10:00 AM	0	185	0	0	185	0	0	0	0	0	0	141	0	0	141	0	0	1	1	2	328
10:15 AM	0	143	0	0	143	0	0	0	0	0	0	133	0	0	133	0	0	0	0	0	276
10:30 AM	0	164	0	0	164	0	0	0	0	0	0	151	1	0	152	0	0	1	0	1	317
10:45 AM	0	151	0	0	151	0	0	0	0	0	0	170	1	1	172	1	0	0	1	2	325
Total	0	643	0	0	643	0	0	0	0	0	0	595	2	1	598	1	0	2	2	5	1246
11:00 AM	1	184	0	0	185	0	0	0	0	0	0	150	0	0	150	3	0	1	0	4	339
11:15 AM	0	203	0	0	203	0	0	0	0	0	0	184	0	0	184	0	0	0	0	0	387
11:30 AM	1	199	0	0	200	0	0	0	0	0	0	151	0	0	151	0	0	0	0	0	351
11:45 AM	1	175	0	0	176	0	0	0	0	0	0	198	0	0	198	0	0	1	0	1	375
Total	3	761	0	0	764	0	0	0	0	0	0	683	0	0	683	3	0	2	0	5	1452
12:00 PM	1	200	0	0	201	0	0	0	0	0	0	201	0	0	201	0	0	0	0	0	402
12:15 PM	2	218	0	0	220	0	0	0	0	0	0	170	1	0	171	0	0	0	0	0	391
12:30 PM	0	219	0	0	219	0	0	0	0	0	0	184	0	0	184	0	0	3	0	3	406
12:45 PM	0	185	0	0	185	0	0	0	0	0	0	189	0	0	189	1	0	0	0	1	375
Total	3	822	0	0	825	0	0	0	0	0	0	744	1	0	745	1	0	3	0	4	1574
01:00 PM	0	196	0	0	196	0	0	0	0	0	0	170	0	0	170	0	0	3	0	3	369
01:15 PM	1	214	0	0	215	0	0	0	0	0	0	191	0	0	191	0	0	0	0	0	406
01:30 PM	0	166	0	0	166	0	0	0	0	0	0	182	0	0	182	0	0	0	0	0	348
01:45 PM	0	207	0	0	207	0	0	0	0	0	0	169	0	0	169	1	0	1	0	2	378
Total	1	783	0	0	784	0	0	0	0	0	0	712	0	0	712	1	0	4	0	5	1501
02:00 PM	0	191	0	1	192	0	0	0	0	0	0	173	0	0	173	0	0	1	0	1	366
02:15 PM	1	191	0	0	192	0	0	0	0	0	0	175	0	0	175	0	0	2	1	3	370
02:30 PM	0	186	0	0	186	0	0	0	0	0	0	171	0	0	171	1	0	1	0	2	359
02:45 PM	0	202	0	0	202	0	0	0	0	0	0	204	0	0	204	0	0	1	0	1	407
Total	1	770	0	1	772	0	0	0	0	0	0	723	0	0	723	1	0	5	1	7	1502
03:00 PM	0	254	0	0	254	0	0	0	0	0	0	220	1	0	221	0	0	0	0	0	475
03:15 PM	1	264	0	0	265	0	0	0	0	0	0	186	2	0	188	0	0	0	0	0	453
03:30 PM	0	255	0	0	255	0	0	0	0	0	0	221	1	0	222	0	0	0	0	0	477
03:45 PM	1	225	0	0	226	0	0	0	0	0	0	185	1	0	186	0	0	0	0	0	412
Total	2	998	0	0	1000	0	0	0	0	0	0	812	5	0	817	0	0	0	0	0	1817

Quality Counts, LLC

920 Blairhill Rd, STE B106
Charlotte, NC 28217

File Name : 14473009 - S Madison Blvd & Harris St

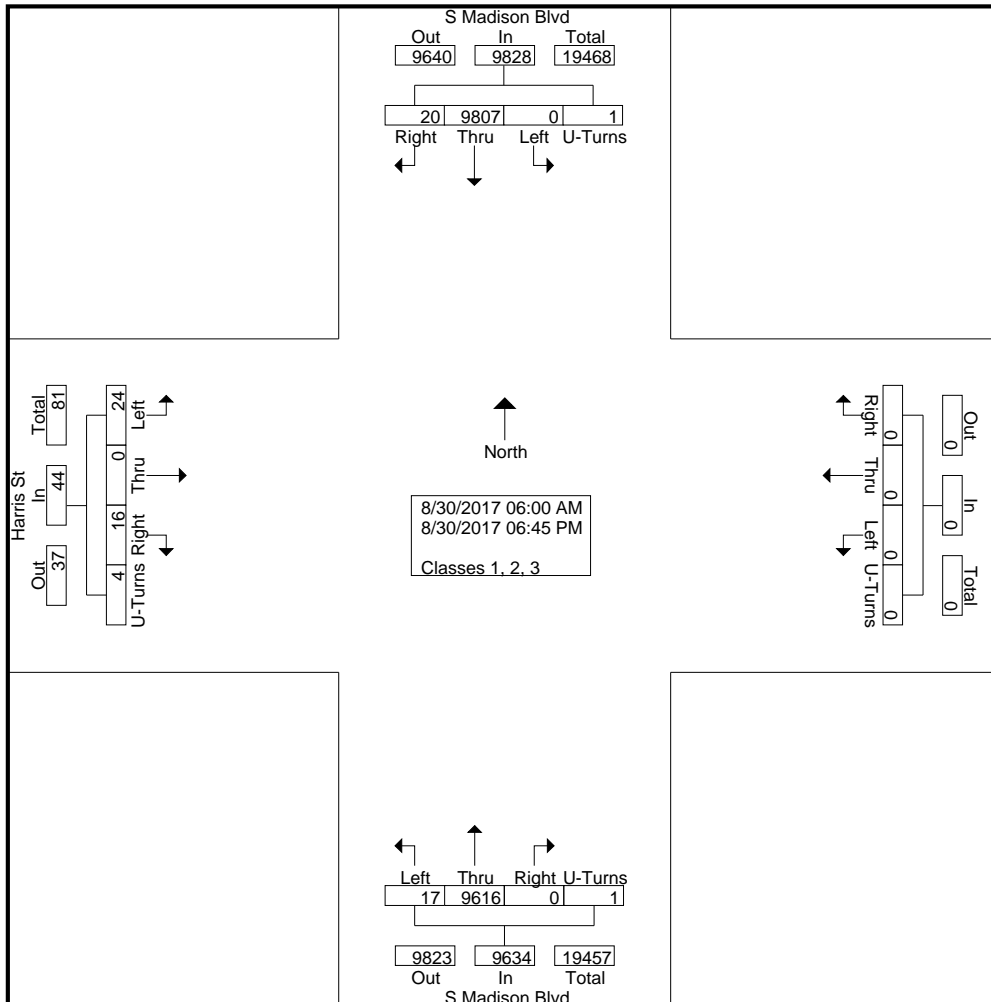
Site Code : 14473009

Start Date : 8/30/2017

Page No : 2

Groups Printed- Classes 1, 2, 3

Start Time	S Madison Blvd Southbound					Westbound					S Madison Blvd Northbound					Harris St Eastbound					Int. Total
	Right	Thru	Left	U-Turns	App. Total	Right	Thru	Left	U-Turns	App. Total	Right	Thru	Left	U-Turns	App. Total	Right	Thru	Left	U-Turns	App. Total	
04:00 PM	1	209	0	0	210	0	0	0	0	0	0	239	2	0	241	0	0	1	0	1	452
04:15 PM	1	187	0	0	188	0	0	0	0	0	0	248	0	0	248	0	0	1	0	1	437
04:30 PM	0	225	0	0	225	0	0	0	0	0	0	224	0	0	224	0	0	0	0	0	449
04:45 PM	0	214	0	0	214	0	0	0	0	0	0	252	1	0	253	2	0	0	0	2	469
Total	2	835	0	0	837	0	0	0	0	0	0	963	3	0	966	2	0	2	0	4	1807
05:00 PM	0	266	0	0	266	0	0	0	0	0	0	245	0	0	245	0	0	1	0	1	512
05:15 PM	1	248	0	0	249	0	0	0	0	0	0	250	0	0	250	0	0	0	0	0	499
05:30 PM	1	202	0	0	203	0	0	0	0	0	0	270	0	0	270	0	0	0	0	0	473
05:45 PM	0	217	0	0	217	0	0	0	0	0	0	264	1	0	265	1	0	0	0	1	483
Total	2	933	0	0	935	0	0	0	0	0	0	1029	1	0	1030	1	0	1	0	2	1967
06:00 PM	0	211	0	0	211	0	0	0	0	0	0	244	0	0	244	1	0	1	0	2	457
06:15 PM	1	195	0	0	196	0	0	0	0	0	0	219	1	0	220	0	0	0	0	0	416
06:30 PM	1	208	0	0	209	0	0	0	0	0	0	229	2	0	231	0	0	0	0	0	440
06:45 PM	1	183	0	0	184	0	0	0	0	0	0	196	0	0	196	0	0	1	0	1	381
Total	3	797	0	0	800	0	0	0	0	0	0	888	3	0	891	1	0	2	0	3	1694
Grand Total	20	9807	0	1	9828	0	0	0	0	0	0	9616	17	1	9634	16	0	24	4	44	19506
Apprch %	0.2	99.8	0	0		0	0	0	0		0	99.8	0.2	0		36.4	0	54.5	9.1		
Total %	0.1	50.3	0	0	50.4	0	0	0	0	0	0	49.3	0.1	0	49.4	0.1	0	0.1	0	0.2	

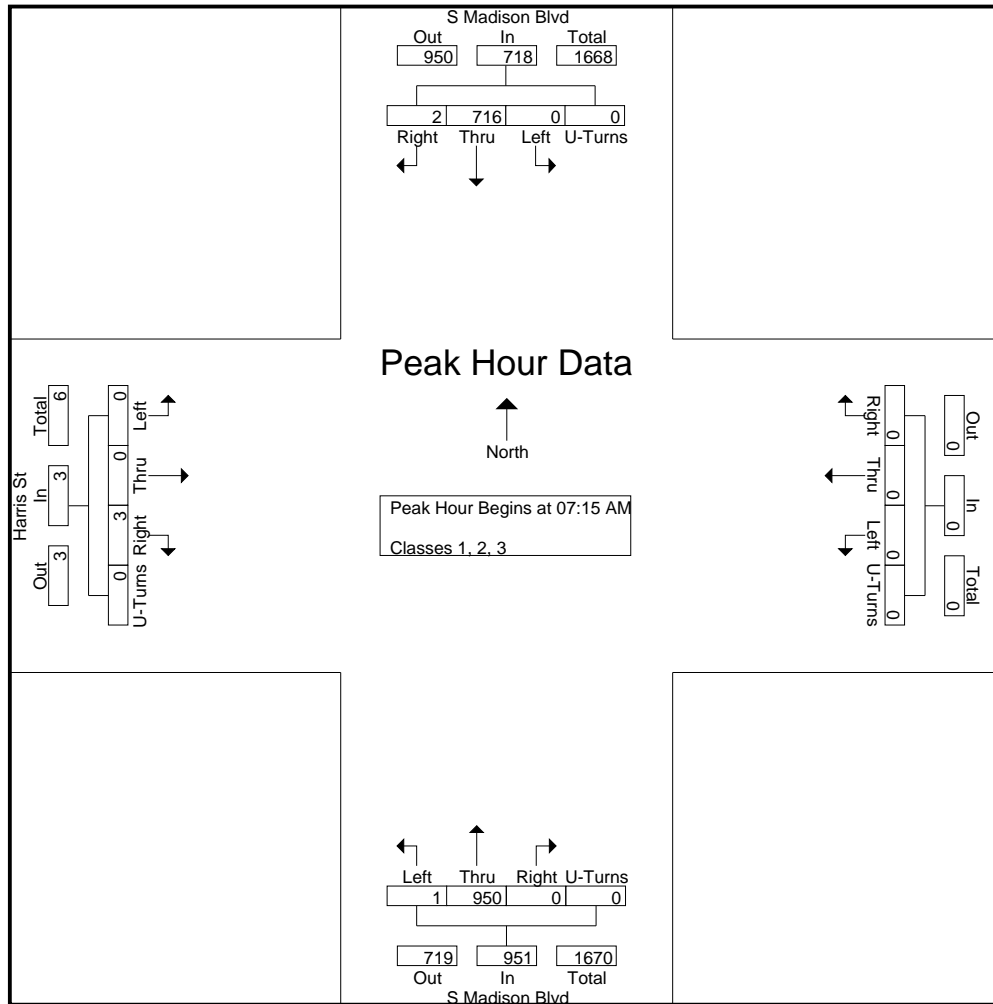


Quality Counts, LLC

920 Blairhill Rd, STE B106
Charlotte, NC 28217

File Name : 14473009 - S Madison Blvd & Harris St
Site Code : 14473009
Start Date : 8/30/2017
Page No : 3

Start Time	S Madison Blvd Southbound					Westbound					S Madison Blvd Northbound					Harris St Eastbound					Int. Total
	Right	Thru	Left	U-Turns	App. Total	Right	Thru	Left	U-Turns	App. Total	Right	Thru	Left	U-Turns	App. Total	Right	Thru	Left	U-Turns	App. Total	
Peak Hour Analysis From 06:00 AM to 09:45 AM - Peak 1 of 1																					
Peak Hour for Entire Intersection Begins at 07:15 AM																					
07:15 AM	0	163	0	0	163	0	0	0	0	0	0	189	0	0	189	1	0	0	0	1	353
07:30 AM	0	178	0	0	178	0	0	0	0	0	0	292	0	0	292	0	0	0	0	0	470
07:45 AM	1	189	0	0	190	0	0	0	0	0	0	255	0	0	255	1	0	0	0	1	446
08:00 AM	1	186	0	0	187	0	0	0	0	0	0	214	1	0	215	1	0	0	0	1	403
Total Volume	2	716	0	0	718	0	0	0	0	0	0	950	1	0	951	3	0	0	0	3	1672
% App. Total	0.3	99.7	0	0		0	0	0	0		0	99.9	0.1	0		100	0	0	0		
PHF	.500	.947	.000	.000	.945	.000	.000	.000	.000	.000	.000	.813	.250	.000	.814	.750	.000	.000	.000	.750	.889



Quality Counts, LLC

920 Blairhill Rd, STE B106
Charlotte, NC 28217

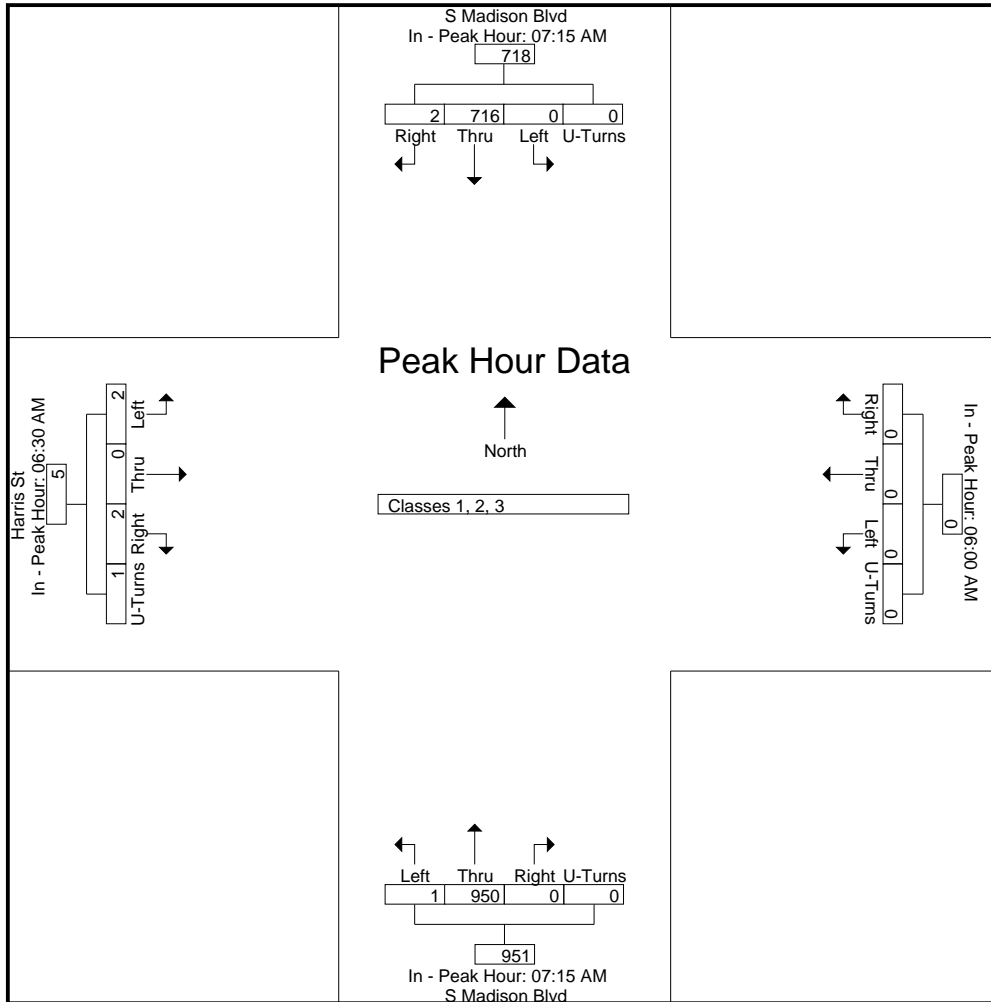
File Name : 14473009 - S Madison Blvd & Harris St
Site Code : 14473009
Start Date : 8/30/2017
Page No : 4

Start Time	S Madison Blvd Southbound					Westbound					S Madison Blvd Northbound					Harris St Eastbound					Int. Total
	Right	Thru	Left	U-Turns	App. Total	Right	Thru	Left	U-Turns	App. Total	Right	Thru	Left	U-Turns	App. Total	Right	Thru	Left	U-Turns	App. Total	

Peak Hour Analysis From 06:00 AM to 09:45 AM - Peak 1 of 1

Peak Hour for Each Approach Begins at:

	07:15 AM					06:00 AM					07:15 AM					06:30 AM				
+0 mins.	0	163	0	0	163	0	0	0	0	0	0	189	0	0	189	0	0	0	1	1
+15 mins.	0	178	0	0	178	0	0	0	0	0	0	292	0	0	292	0	0	1	0	1
+30 mins.	1	189	0	0	190	0	0	0	0	0	0	255	0	0	255	1	0	1	0	2
+45 mins.	1	186	0	0	187	0	0	0	0	0	0	214	1	0	215	1	0	0	0	1
Total Volume	2	716	0	0	718	0	0	0	0	0	0	950	1	0	951	2	0	2	1	5
% App. Total	0.3	99.7	0	0		0	0	0	0		0	99.9	0.1	0		40	0	40	20	
PHF	.500	.947	.000	.000	.945	.000	.000	.000	.000	.000	.000	.813	.250	.000	.814	.500	.000	.500	.250	.625

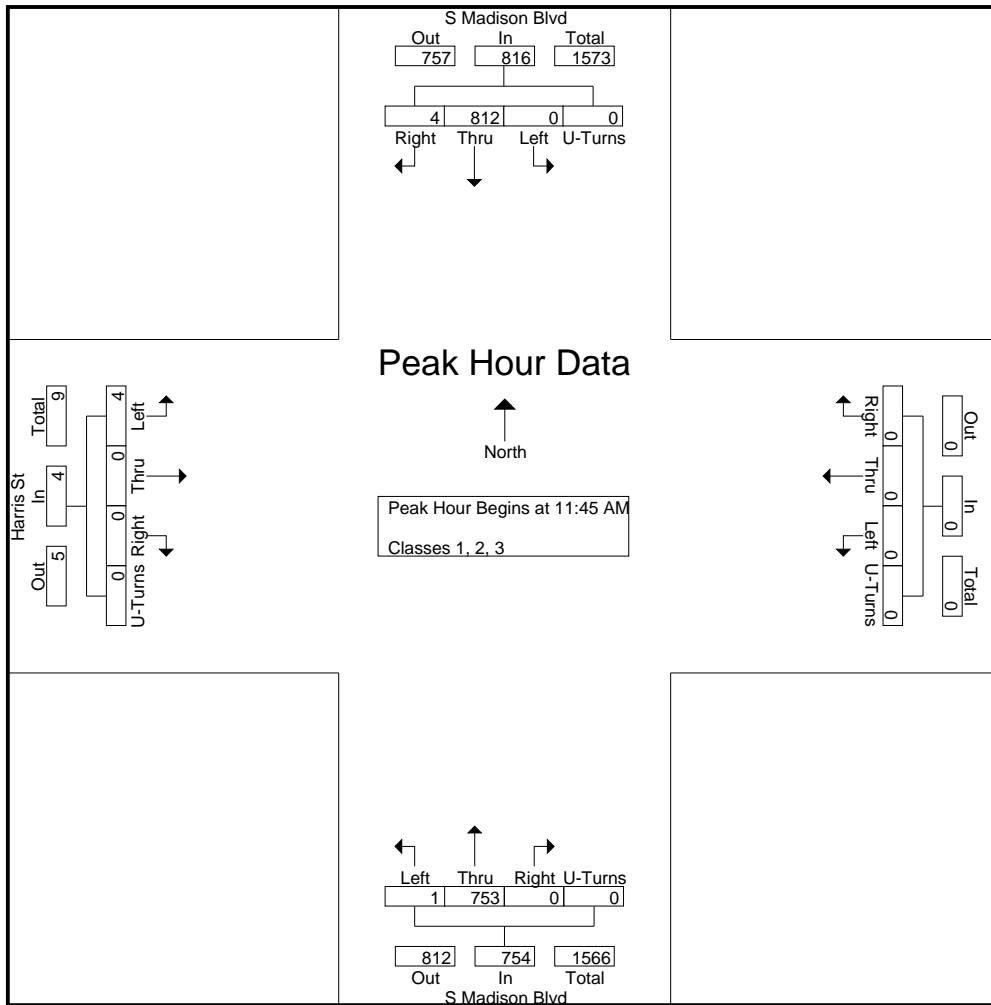


Quality Counts, LLC

920 Blairhill Rd, STE B106
Charlotte, NC 28217

File Name : 14473009 - S Madison Blvd & Harris St
Site Code : 14473009
Start Date : 8/30/2017
Page No : 5

Start Time	S Madison Blvd Southbound					Westbound					S Madison Blvd Northbound					Harris St Eastbound					Int. Total
	Right	Thru	Left	U-Turns	App. Total	Right	Thru	Left	U-Turns	App. Total	Right	Thru	Left	U-Turns	App. Total	Right	Thru	Left	U-Turns	App. Total	
Peak Hour Analysis From 10:00 AM to 02:45 PM - Peak 1 of 1																					
Peak Hour for Entire Intersection Begins at 11:45 AM																					
11:45 AM	1	175	0	0	176	0	0	0	0	0	0	198	0	0	198	0	0	1	0	1	375
12:00 PM	1	200	0	0	201	0	0	0	0	0	0	201	0	0	201	0	0	0	0	0	402
12:15 PM	2	218	0	0	220	0	0	0	0	0	0	170	1	0	171	0	0	0	0	0	391
12:30 PM	0	219	0	0	219	0	0	0	0	0	0	184	0	0	184	0	0	3	0	3	406
Total Volume	4	812	0	0	816	0	0	0	0	0	0	753	1	0	754	0	0	4	0	4	1574
% App. Total	0.5	99.5	0	0		0	0	0	0		0	99.9	0.1	0		0	0	100	0		
PHF	.500	.927	.000	.000	.927	.000	.000	.000	.000	.000	.000	.937	.250	.000	.938	.000	.000	.333	.000	.333	.969



Quality Counts, LLC

920 Blairhill Rd, STE B106
Charlotte, NC 28217

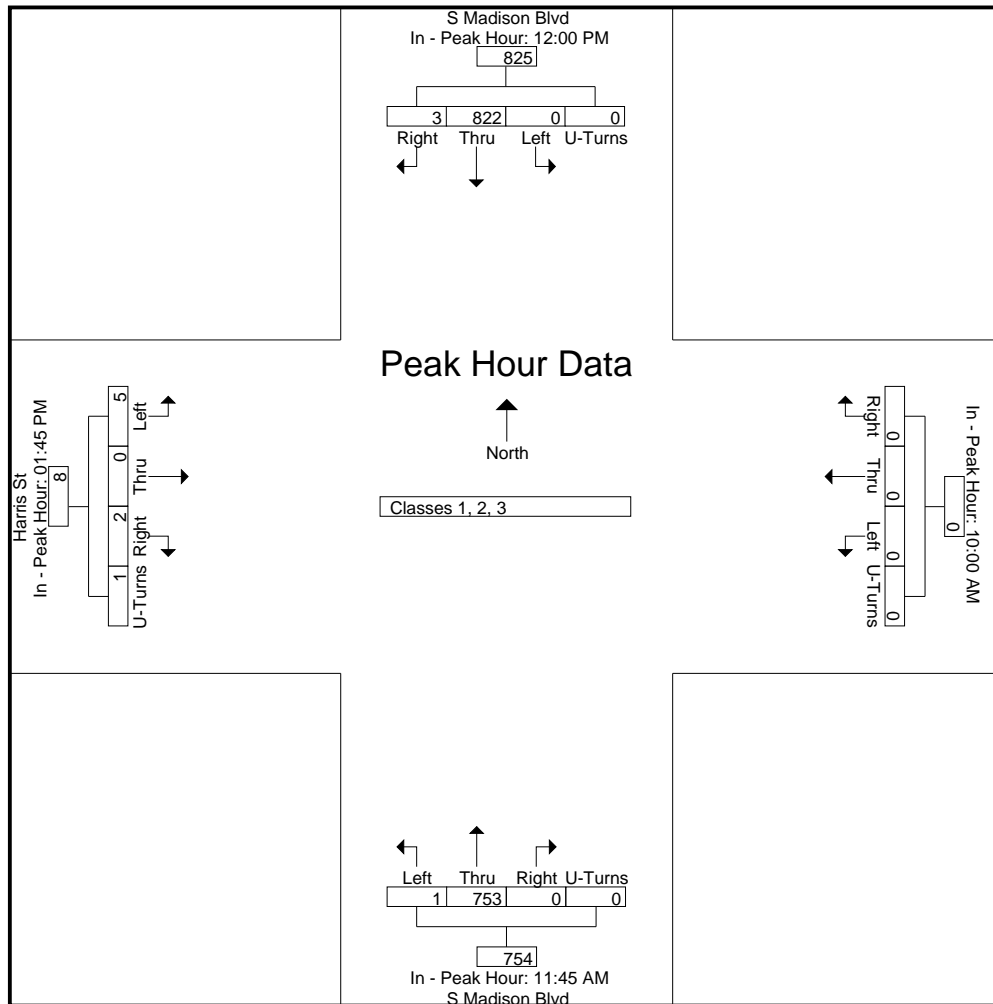
File Name : 14473009 - S Madison Blvd & Harris St
Site Code : 14473009
Start Date : 8/30/2017
Page No : 6

Start Time	S Madison Blvd Southbound					Westbound					S Madison Blvd Northbound					Harris St Eastbound					Int. Total
	Rig ht	Thr u	Left	U-Turns	App. Total	Right	Thr u	Left	U-Turns	App. Total	Right	Thr u	Left	U-Turns	App. Total	Right	Thr u	Left	U-Turns	App. Total	

Peak Hour Analysis From 10:00 AM to 02:45 PM - Peak 1 of 1

Peak Hour for Each Approach Begins at:

	12:00 PM					10:00 AM					11:45 AM					01:45 PM				
+0 mins.	1	200	0	0	201	0	0	0	0	0	0	198	0	0	198	1	0	1	0	2
+15 mins.	2	218	0	0	220	0	0	0	0	0	0	201	0	0	201	0	0	1	0	1
+30 mins.	0	219	0	0	219	0	0	0	0	0	0	170	1	0	171	0	0	2	1	3
+45 mins.	0	185	0	0	185	0	0	0	0	0	0	184	0	0	184	1	0	1	0	2
Total Volume	3	822	0	0	825	0	0	0	0	0	0	753	1	0	754	2	0	5	1	8
% App. Total	0.4	99.6	0	0		0	0	0	0		0	99.9	0.1	0		25	0	62.5	12.5	
PHF	.375	.938	.000	.000	.938	.000	.000	.000	.000	.000	.000	.937	.250	.000	.938	.500	.000	.625	.250	.667

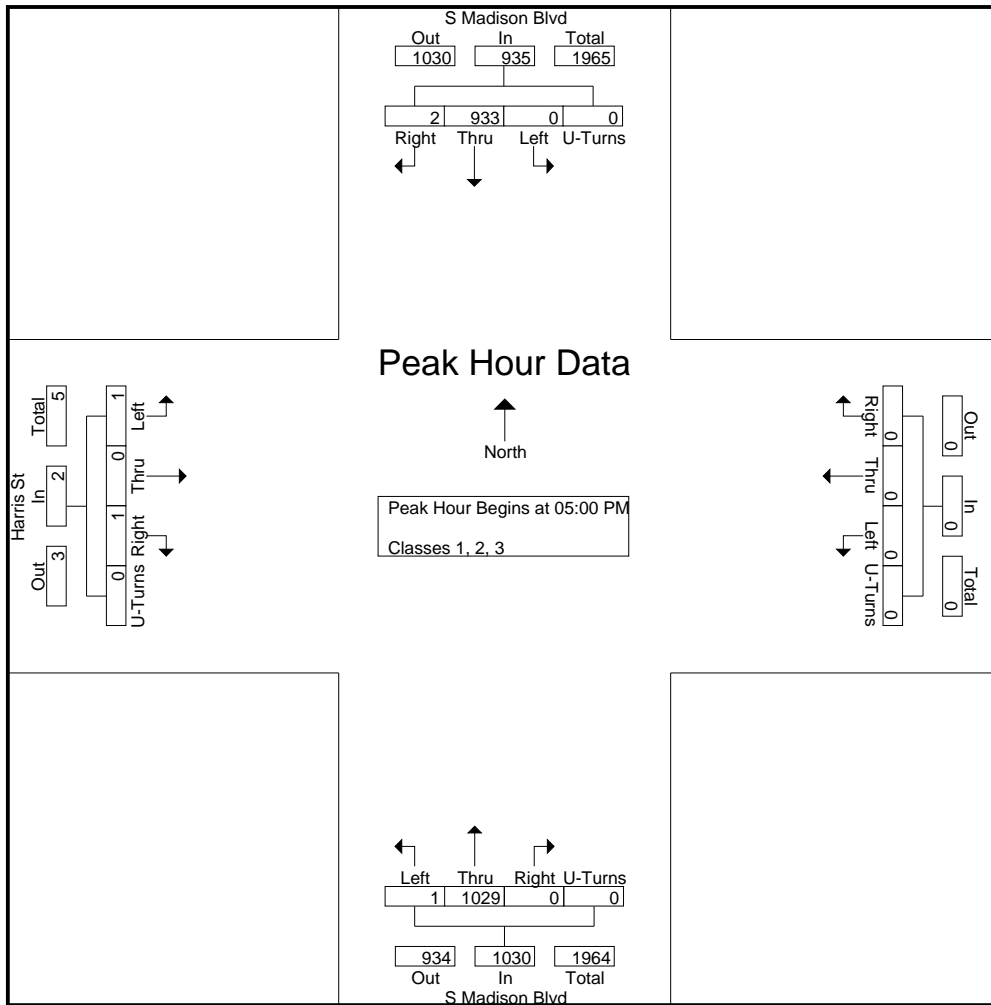


Quality Counts, LLC

920 Blairhill Rd, STE B106
Charlotte, NC 28217

File Name : 14473009 - S Madison Blvd & Harris St
Site Code : 14473009
Start Date : 8/30/2017
Page No : 7

Start Time	S Madison Blvd Southbound					Westbound					S Madison Blvd Northbound					Harris St Eastbound					Int. Total
	Right	Thru	Left	U-Turns	App. Total	Right	Thru	Left	U-Turns	App. Total	Right	Thru	Left	U-Turns	App. Total	Right	Thru	Left	U-Turns	App. Total	
Peak Hour Analysis From 03:00 PM to 06:45 PM - Peak 1 of 1																					
Peak Hour for Entire Intersection Begins at 05:00 PM																					
05:00 PM	0	266	0	0	266	0	0	0	0	0	0	245	0	0	245	0	0	1	0	1	512
05:15 PM	1	248	0	0	249	0	0	0	0	0	0	250	0	0	250	0	0	0	0	0	499
05:30 PM	1	202	0	0	203	0	0	0	0	0	0	270	0	0	270	0	0	0	0	0	473
05:45 PM	0	217	0	0	217	0	0	0	0	0	0	264	1	0	265	1	0	0	0	1	483
Total Volume	2	933	0	0	935	0	0	0	0	0	0	1029	1	0	1030	1	0	1	0	2	1967
% App. Total	0.2	99.8	0	0		0	0	0	0		0	99.9	0.1	0		50	0	50	0		
PHF	.500	.877	.000	.000	.879	.000	.000	.000	.000	.000	.000	.953	.250	.000	.954	.250	.000	.250	.000	.500	.960



Quality Counts, LLC

920 Blairhill Rd, STE B106
Charlotte, NC 28217

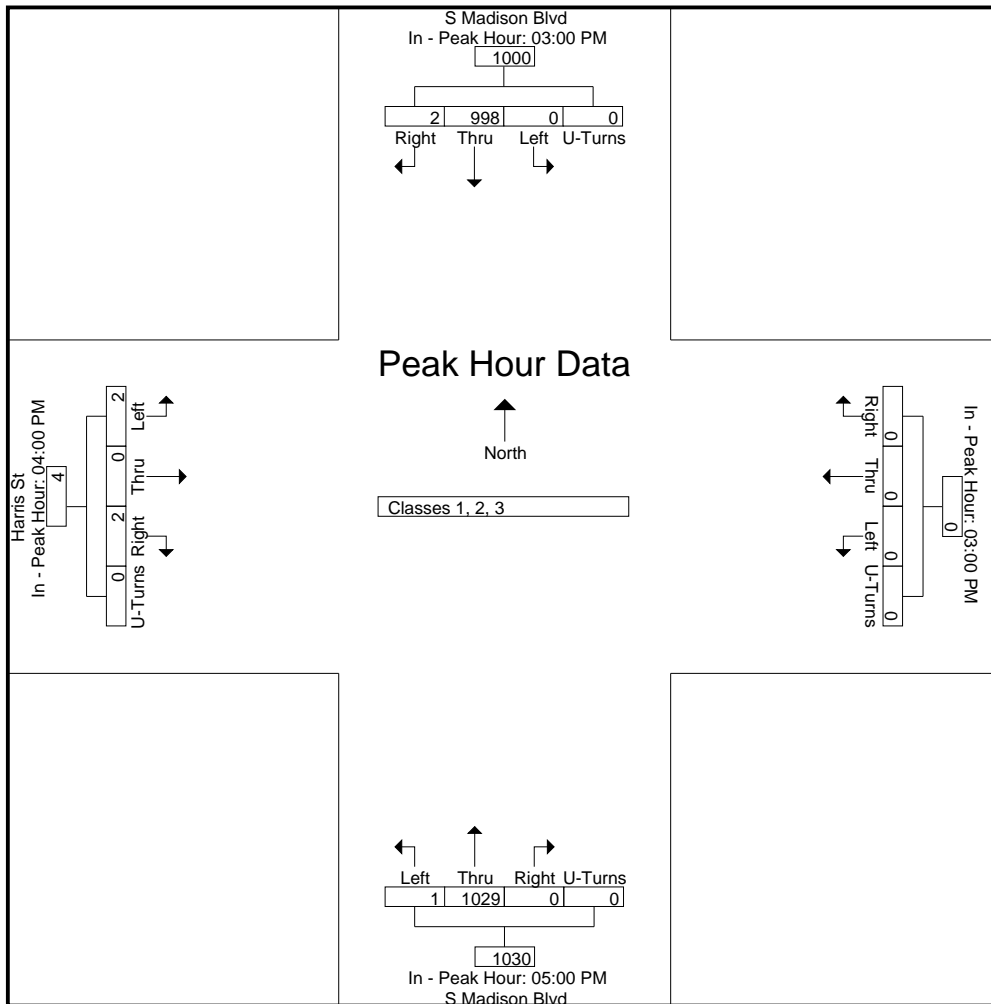
File Name : 14473009 - S Madison Blvd & Harris St
Site Code : 14473009
Start Date : 8/30/2017
Page No : 8

Start Time	S Madison Blvd Southbound					Westbound					S Madison Blvd Northbound					Harris St Eastbound					Int. Total
	Right	Thru	Left	U-Turns	App. Total	Right	Thru	Left	U-Turns	App. Total	Right	Thru	Left	U-Turns	App. Total	Right	Thru	Left	U-Turns	App. Total	

Peak Hour Analysis From 03:00 PM to 06:45 PM - Peak 1 of 1

Peak Hour for Each Approach Begins at:

	03:00 PM					03:00 PM					05:00 PM					04:00 PM				
+0 mins.	0	254	0	0	254	0	0	0	0	0	0	245	0	0	245	0	0	1	0	1
+15 mins.	1	264	0	0	265	0	0	0	0	0	0	250	0	0	250	0	0	1	0	1
+30 mins.	0	255	0	0	255	0	0	0	0	0	0	270	0	0	270	0	0	0	0	0
+45 mins.	1	225	0	0	226	0	0	0	0	0	0	264	1	0	265	2	0	0	0	2
Total Volume	2	998	0	0	1000	0	0	0	0	0	0	1029	1	0	1030	2	0	2	0	4
% App. Total	0.2	99.8	0	0		0	0	0	0		0	99.9	0.1	0		50	0	50	0	
PHF	.500	.945	.000	.000	.943	.000	.000	.000	.000	.000	.000	.953	.250	.000	.954	.250	.000	.500	.000	.500



Quality Counts, LLC

920 Blairhill Rd, STE B106
Charlotte, NC 28217

File Name : 14473009 - S Madison Blvd & Harris St

Site Code : 14473009

Start Date : 8/30/2017

Page No : 1

Groups Printed- Classes 4, 5, 6, 7

Start Time	S Madison Blvd Southbound					Westbound					S Madison Blvd Northbound					Harris St Eastbound					Int. Total	
	Right	Thru	Left	U-Turns	App. Total	Right	Thru	Left	U-Turns	App. Total	Right	Thru	Left	U-Turns	App. Total	Right	Thru	Left	U-Turns	App. Total		
06:00 AM	0	6	0	0	6	0	0	0	0	0	0	0	0	0	0	0	0	0	0	0	0	6
06:15 AM	0	4	0	0	4	0	0	0	0	0	0	2	0	0	2	0	0	0	0	0	0	6
06:30 AM	0	4	0	0	4	0	0	0	0	0	0	4	0	0	4	0	0	0	0	0	0	8
06:45 AM	0	2	0	0	2	0	0	0	0	0	0	3	0	0	3	0	0	0	0	0	0	5
Total	0	16	0	0	16	0	0	0	0	0	0	9	0	0	9	0	0	0	0	0	0	25
07:00 AM	0	3	0	0	3	0	0	0	0	0	0	5	0	0	5	0	0	0	0	0	0	8
07:15 AM	0	5	0	0	5	0	0	0	0	0	0	10	0	0	10	0	0	0	0	0	0	15
07:30 AM	0	8	0	0	8	0	0	0	0	0	0	13	0	0	13	0	0	0	0	0	0	21
07:45 AM	0	9	0	0	9	0	0	0	0	0	0	11	0	0	11	0	0	0	0	0	0	20
Total	0	25	0	0	25	0	0	0	0	0	0	39	0	0	39	0	0	0	0	0	0	64
08:00 AM	0	10	0	0	10	0	0	0	0	0	0	9	0	0	9	0	0	0	0	0	0	19
08:15 AM	0	4	0	0	4	0	0	0	0	0	0	6	0	0	6	0	0	0	0	0	0	10
08:30 AM	0	8	0	0	8	0	0	0	0	0	0	9	0	0	9	0	0	0	0	0	0	17
08:45 AM	0	6	0	0	6	0	0	0	0	0	0	5	0	0	5	0	0	0	0	0	0	11
Total	0	28	0	0	28	0	0	0	0	0	0	29	0	0	29	0	0	0	0	0	0	57
09:00 AM	0	3	0	0	3	0	0	0	0	0	0	6	0	0	6	0	0	0	0	0	0	9
09:15 AM	0	7	0	0	7	0	0	0	0	0	0	9	0	0	9	0	0	0	0	0	0	16
09:30 AM	0	6	0	0	6	0	0	0	0	0	0	8	0	0	8	0	0	0	0	0	0	14
09:45 AM	0	2	0	0	2	0	0	0	0	0	0	8	0	0	8	0	0	0	0	0	0	10
Total	0	18	0	0	18	0	0	0	0	0	0	31	0	0	31	0	0	0	0	0	0	49
10:00 AM	0	3	0	0	3	0	0	0	0	0	0	7	0	0	7	0	0	0	0	0	0	10
10:15 AM	0	6	0	0	6	0	0	0	0	0	0	5	0	0	5	0	0	0	0	0	0	11
10:30 AM	0	2	0	0	2	0	0	0	0	0	0	7	0	0	7	0	0	0	0	0	0	9
10:45 AM	0	11	0	0	11	0	0	0	0	0	0	0	0	0	0	0	0	0	0	0	0	11
Total	0	22	0	0	22	0	0	0	0	0	0	19	0	0	19	0	0	0	0	0	0	41
11:00 AM	0	6	0	0	6	0	0	0	0	0	0	1	0	0	1	0	0	0	0	0	0	7
11:15 AM	0	9	0	0	9	0	0	0	0	0	0	9	0	0	9	0	0	0	0	0	0	18
11:30 AM	0	4	0	0	4	0	0	0	0	0	0	6	0	0	6	0	0	0	0	0	0	10
11:45 AM	0	4	0	0	4	0	0	0	0	0	0	1	0	0	1	0	0	0	0	0	0	5
Total	0	23	0	0	23	0	0	0	0	0	0	17	0	0	17	0	0	0	0	0	0	40
12:00 PM	0	5	0	0	5	0	0	0	0	0	0	5	0	0	5	0	0	0	0	0	0	10
12:15 PM	0	6	0	0	6	0	0	0	0	0	0	4	0	0	4	0	0	0	0	0	0	10
12:30 PM	0	7	0	0	7	0	0	0	0	0	0	1	0	0	1	0	0	0	0	0	0	8
12:45 PM	0	6	0	0	6	0	0	0	0	0	0	3	0	0	3	0	0	0	0	0	0	9
Total	0	24	0	0	24	0	0	0	0	0	0	13	0	0	13	0	0	0	0	0	0	37
01:00 PM	0	5	0	0	5	0	0	0	0	0	0	5	0	0	5	0	0	0	0	0	0	10
01:15 PM	0	4	0	0	4	0	0	0	0	0	0	4	0	0	4	0	0	0	0	0	0	8
01:30 PM	0	3	0	0	3	0	0	0	0	0	0	2	0	0	2	0	0	0	0	0	0	5
01:45 PM	0	3	0	0	3	0	0	0	0	0	0	2	0	0	2	0	0	0	0	0	0	5
Total	0	15	0	0	15	0	0	0	0	0	0	13	0	0	13	0	0	0	0	0	0	28
02:00 PM	0	2	0	0	2	0	0	0	0	0	0	4	0	0	4	0	0	0	0	0	0	6
02:15 PM	0	3	0	0	3	0	0	0	0	0	0	5	0	0	5	0	0	0	0	0	0	8
02:30 PM	0	5	0	0	5	0	0	0	0	0	0	9	0	0	9	0	0	0	0	0	0	14
02:45 PM	0	16	0	0	16	0	0	0	0	0	0	8	0	0	8	0	0	0	0	0	0	24
Total	0	26	0	0	26	0	0	0	0	0	0	26	0	0	26	0	0	0	0	0	0	52
03:00 PM	0	17	0	0	17	0	0	0	0	0	0	6	0	0	6	0	0	0	0	0	0	23
03:15 PM	0	6	0	0	6	0	0	0	0	0	0	7	0	0	7	0	0	0	0	0	0	13
03:30 PM	0	1	0	0	1	0	0	0	0	0	0	4	0	0	4	0	0	0	0	0	0	5
03:45 PM	0	3	0	0	3	0	0	0	0	0	0	11	0	0	11	0	0	0	0	0	0	14
Total	0	27	0	0	27	0	0	0	0	0	0	28	0	0	28	0	0	0	0	0	0	55

Quality Counts, LLC

920 Blairhill Rd, STE B106
Charlotte, NC 28217

File Name : 14473009 - S Madison Blvd & Harris St

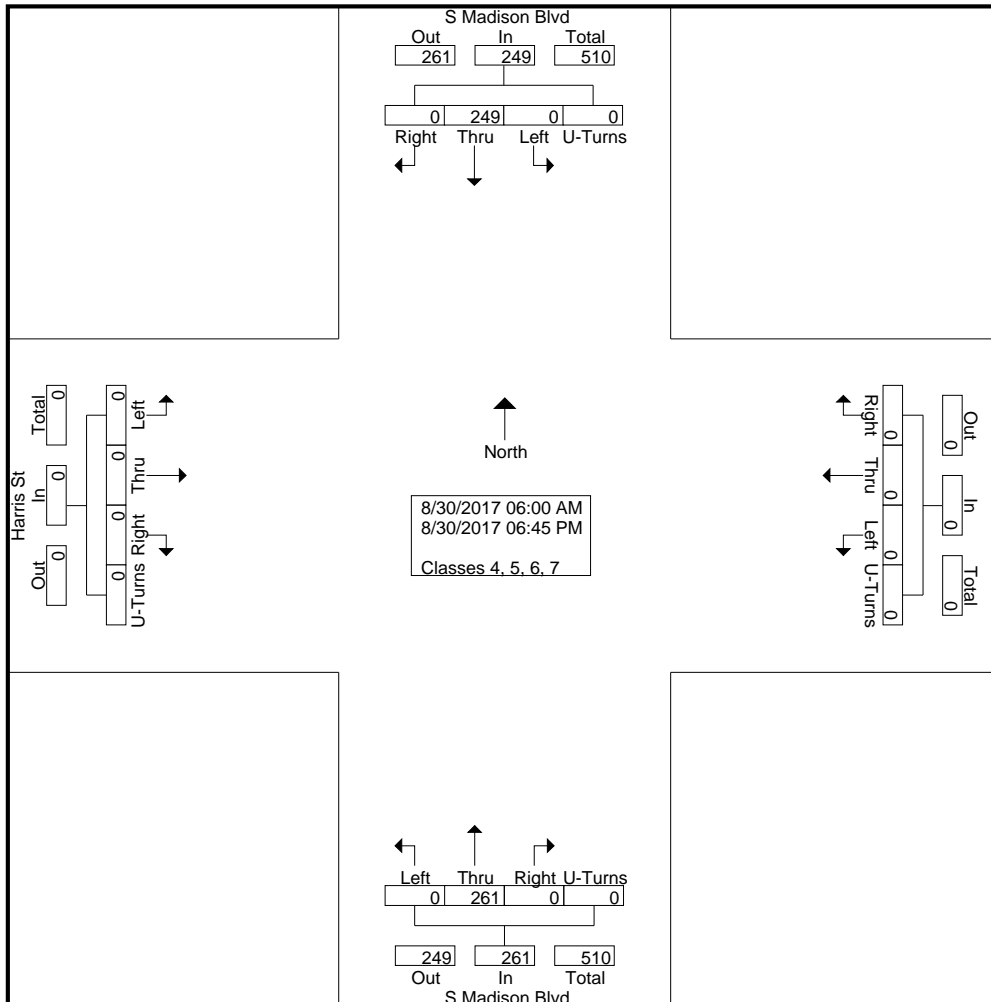
Site Code : 14473009

Start Date : 8/30/2017

Page No : 2

Groups Printed- Classes 4, 5, 6, 7

Start Time	S Madison Blvd Southbound					Westbound					S Madison Blvd Northbound					Harris St Eastbound					Int. Total
	Right	Thru	Left	U-Turns	App. Total	Right	Thru	Left	U-Turns	App. Total	Right	Thru	Left	U-Turns	App. Total	Right	Thru	Left	U-Turns	App. Total	
04:00 PM	0	2	0	0	2	0	0	0	0	0	0	7	0	0	7	0	0	0	0	0	0
04:15 PM	0	3	0	0	3	0	0	0	0	0	0	4	0	0	4	0	0	0	0	0	0
04:30 PM	0	0	0	0	0	0	0	0	0	0	0	3	0	0	3	0	0	0	0	0	0
04:45 PM	0	1	0	0	1	0	0	0	0	0	0	4	0	0	4	0	0	0	0	0	0
Total	0	6	0	0	6	0	0	0	0	0	0	18	0	0	18	0	0	0	0	0	24
05:00 PM	0	3	0	0	3	0	0	0	0	0	0	5	0	0	5	0	0	0	0	0	0
05:15 PM	0	3	0	0	3	0	0	0	0	0	0	1	0	0	1	0	0	0	0	0	0
05:30 PM	0	3	0	0	3	0	0	0	0	0	0	4	0	0	4	0	0	0	0	0	0
05:45 PM	0	2	0	0	2	0	0	0	0	0	0	2	0	0	2	0	0	0	0	0	0
Total	0	11	0	0	11	0	0	0	0	0	0	12	0	0	12	0	0	0	0	0	23
06:00 PM	0	3	0	0	3	0	0	0	0	0	0	1	0	0	1	0	0	0	0	0	0
06:15 PM	0	1	0	0	1	0	0	0	0	0	0	2	0	0	2	0	0	0	0	0	0
06:30 PM	0	3	0	0	3	0	0	0	0	0	0	4	0	0	4	0	0	0	0	0	0
06:45 PM	0	1	0	0	1	0	0	0	0	0	0	0	0	0	0	0	0	0	0	0	0
Total	0	8	0	0	8	0	0	0	0	0	0	7	0	0	7	0	0	0	0	0	15
Grand Total	0	249	0	0	249	0	0	0	0	0	0	261	0	0	261	0	0	0	0	0	510
Apprch %	0	100	0	0		0	0	0	0		0	100	0	0		0	0	0	0		
Total %	0	48.8	0	0	48.8	0	0	0	0	0	0	51.2	0	0	51.2	0	0	0	0	0	

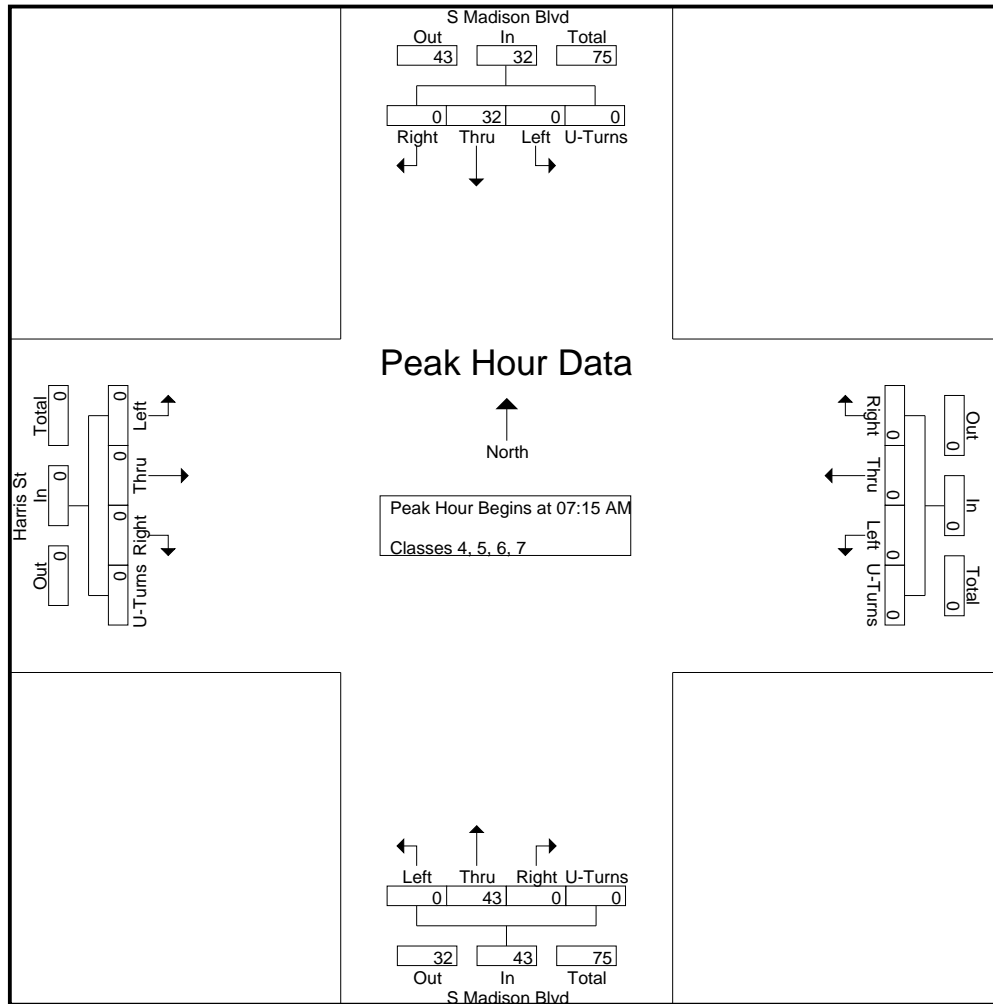


Quality Counts, LLC

920 Blairhill Rd, STE B106
Charlotte, NC 28217

File Name : 14473009 - S Madison Blvd & Harris St
Site Code : 14473009
Start Date : 8/30/2017
Page No : 3

Start Time	S Madison Blvd Southbound					Westbound					S Madison Blvd Northbound					Harris St Eastbound					Int. Total
	Right	Thru	Left	U-Turns	App. Total	Right	Thru	Left	U-Turns	App. Total	Right	Thru	Left	U-Turns	App. Total	Right	Thru	Left	U-Turns	App. Total	
Peak Hour Analysis From 06:00 AM to 09:45 AM - Peak 1 of 1																					
Peak Hour for Entire Intersection Begins at 07:15 AM																					
07:15 AM	0	5	0	0	5	0	0	0	0	0	0	10	0	0	10	0	0	0	0	0	15
07:30 AM	0	8	0	0	8	0	0	0	0	0	0	13	0	0	13	0	0	0	0	0	21
07:45 AM	0	9	0	0	9	0	0	0	0	0	0	11	0	0	11	0	0	0	0	0	20
08:00 AM	0	10	0	0	10	0	0	0	0	0	0	9	0	0	9	0	0	0	0	0	19
Total Volume	0	32	0	0	32	0	0	0	0	0	0	43	0	0	43	0	0	0	0	0	75
% App. Total	0	100	0	0		0	0	0	0		0	100	0	0		0	0	0	0		
PHF	.000	.800	.000	.000	.800	.000	.000	.000	.000	.000	.000	.827	.000	.000	.827	.000	.000	.000	.000	.000	.893



Quality Counts, LLC

920 Blairhill Rd, STE B106
Charlotte, NC 28217

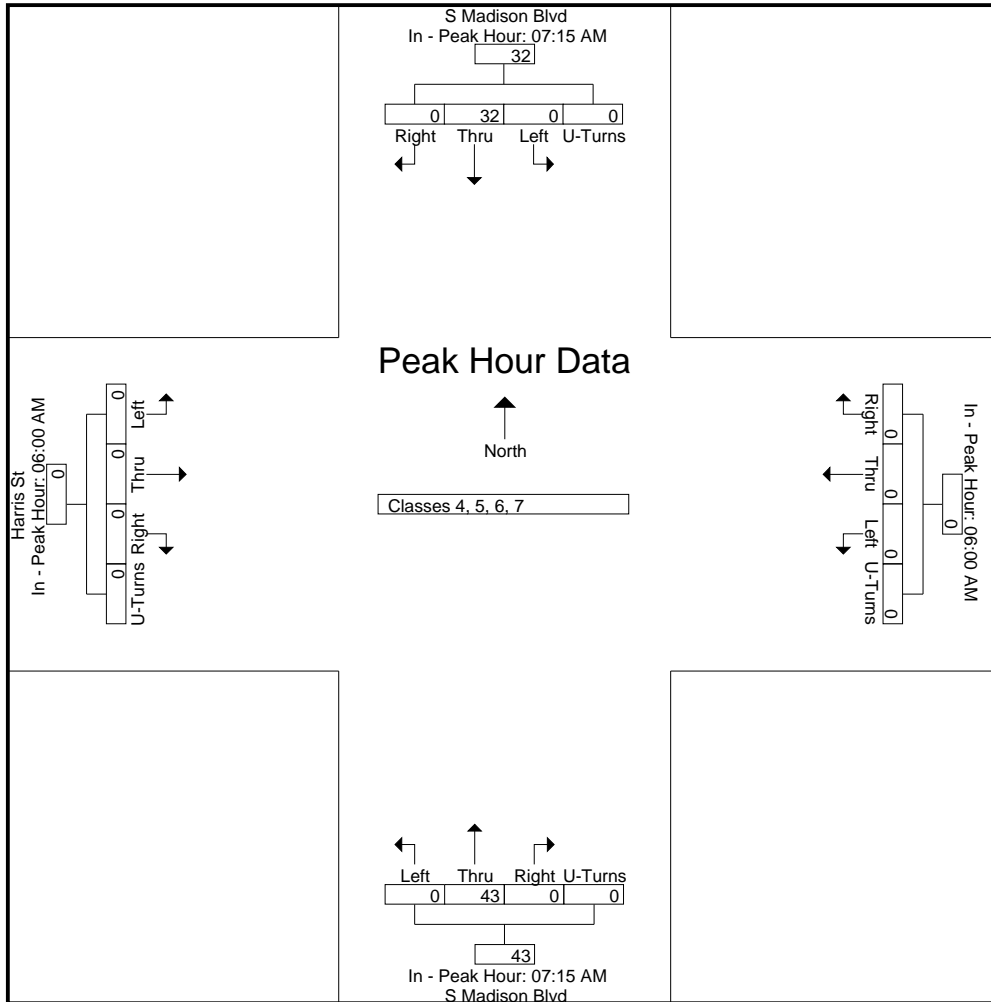
File Name : 14473009 - S Madison Blvd & Harris St
Site Code : 14473009
Start Date : 8/30/2017
Page No : 4

Start Time	S Madison Blvd Southbound					Westbound					S Madison Blvd Northbound					Harris St Eastbound					Int. Total
	Right	Thru	Left	U-Turns	App. Total	Right	Thru	Left	U-Turns	App. Total	Right	Thru	Left	U-Turns	App. Total	Right	Thru	Left	U-Turns	App. Total	

Peak Hour Analysis From 06:00 AM to 09:45 AM - Peak 1 of 1

Peak Hour for Each Approach Begins at:

	07:15 AM					06:00 AM					07:15 AM					06:00 AM									
+0 mins.	0	5	0	0	5	0	0	0	0	0	0	10	0	0	10	0	0	0	0	0	0	0	0	0	0
+15 mins.	0	8	0	0	8	0	0	0	0	0	0	13	0	0	13	0	0	0	0	0	0	0	0	0	0
+30 mins.	0	9	0	0	9	0	0	0	0	0	0	11	0	0	11	0	0	0	0	0	0	0	0	0	0
+45 mins.	0	10	0	0	10	0	0	0	0	0	0	9	0	0	9	0	0	0	0	0	0	0	0	0	0
Total Volume	0	32	0	0	32	0	0	0	0	0	0	43	0	0	43	0	0	0	0	0	0	0	0	0	0
% App. Total	0	100	0	0		0	0	0	0		0	100	0	0		0	0	0	0		0	0	0	0	
PHF	.000	.800	.000	.000	.800	.000	.000	.000	.000	.000	.000	.827	.000	.000	.827	.000	.000	.000	.000	.000	.000	.000	.000	.000	.000



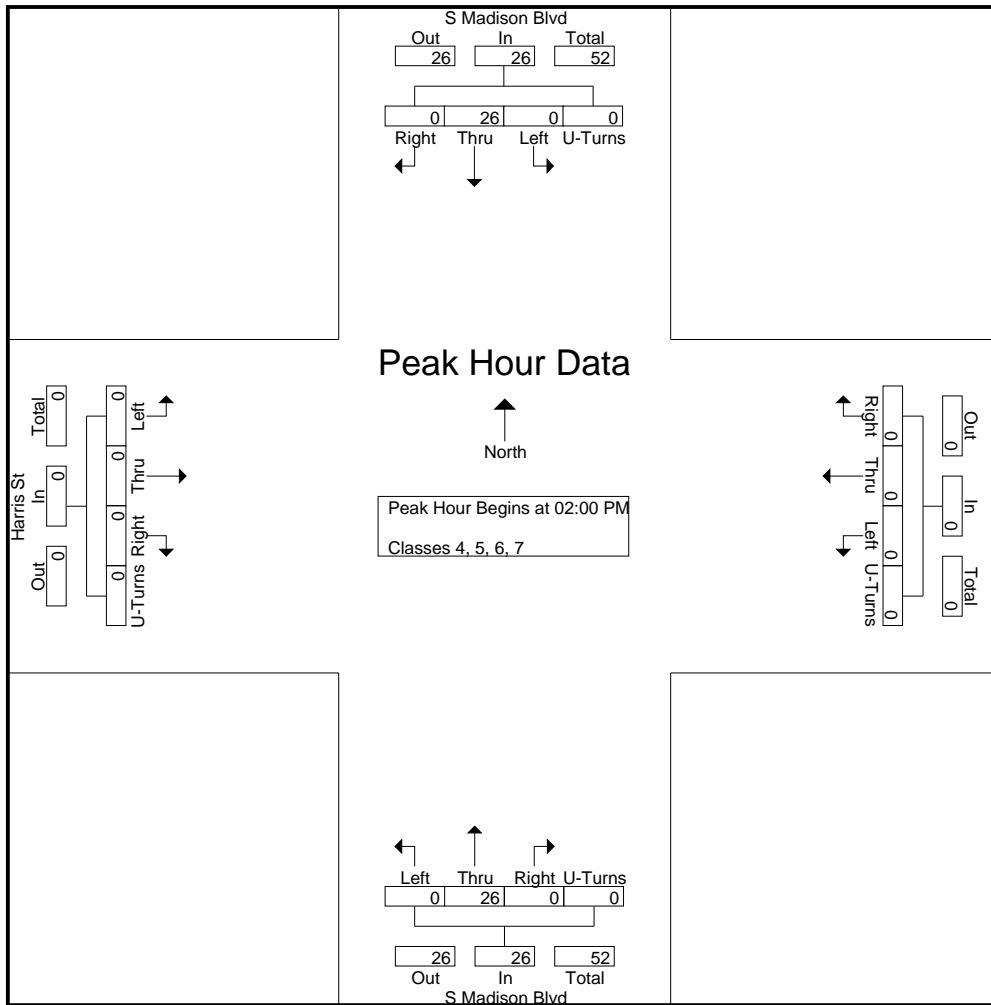
Quality Counts, LLC

920 Blairhill Rd, STE B106
Charlotte, NC 28217

File Name : 14473009 - S Madison Blvd & Harris St
Site Code : 14473009
Start Date : 8/30/2017
Page No : 5

Start Time	S Madison Blvd Southbound					Westbound					S Madison Blvd Northbound					Harris St Eastbound					Int. Total
	Right	Thru	Left	U-Turns	App. Total	Right	Thru	Left	U-Turns	App. Total	Right	Thru	Left	U-Turns	App. Total	Right	Thru	Left	U-Turns	App. Total	
02:00 PM	0	2	0	0	2	0	0	0	0	0	0	4	0	0	4	0	0	0	0	0	6
02:15 PM	0	3	0	0	3	0	0	0	0	0	0	5	0	0	5	0	0	0	0	0	8
02:30 PM	0	5	0	0	5	0	0	0	0	0	0	9	0	0	9	0	0	0	0	0	14
02:45 PM	0	16	0	0	16	0	0	0	0	0	0	8	0	0	8	0	0	0	0	0	24
Total Volume	0	26	0	0	26	0	0	0	0	0	0	26	0	0	26	0	0	0	0	0	52
% App. Total	0	100	0	0		0	0	0	0		0	100	0	0		0	0	0	0		
PHF	.000	.406	.000	.000	.406	.000	.000	.000	.000	.000	.000	.722	.000	.000	.722	.000	.000	.000	.000	.000	.542

Peak Hour Analysis From 10:00 AM to 02:45 PM - Peak 1 of 1
Peak Hour for Entire Intersection Begins at 02:00 PM



Quality Counts, LLC

920 Blairhill Rd, STE B106
Charlotte, NC 28217

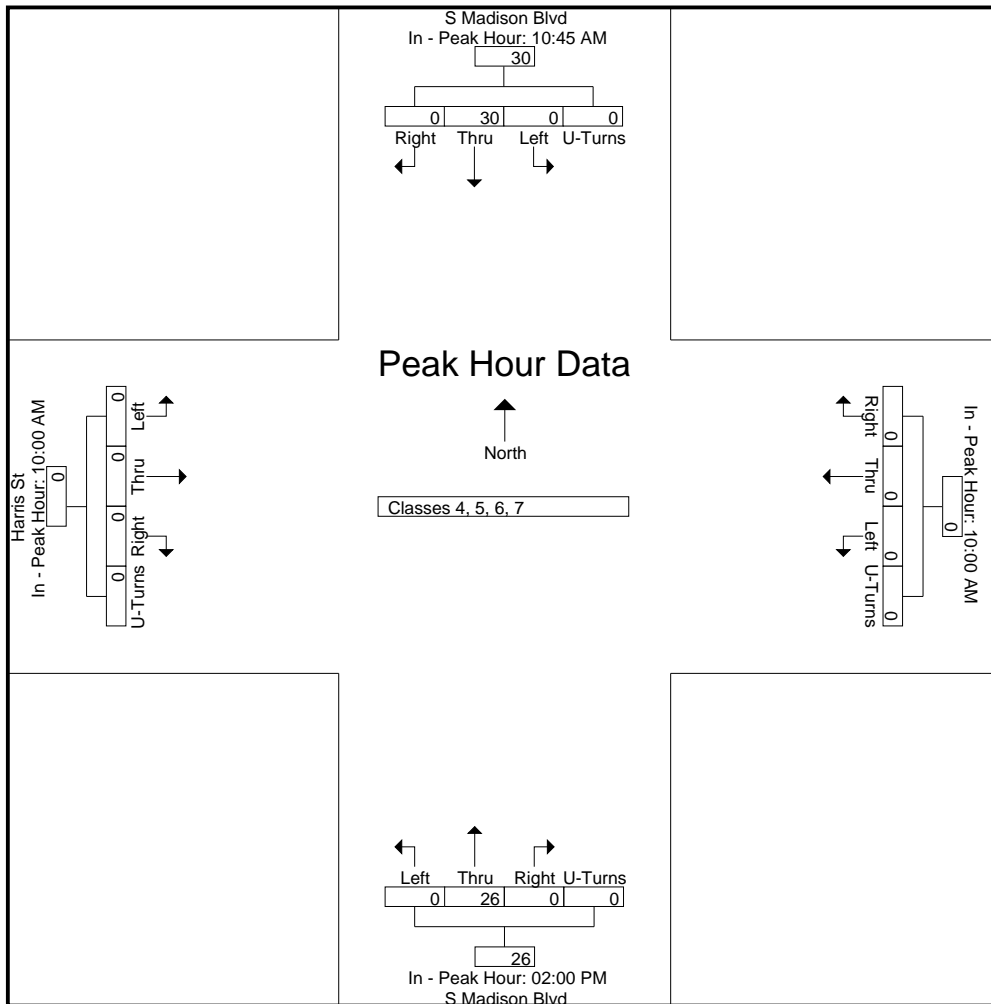
File Name : 14473009 - S Madison Blvd & Harris St
Site Code : 14473009
Start Date : 8/30/2017
Page No : 6

Start Time	S Madison Blvd Southbound					Westbound					S Madison Blvd Northbound					Harris St Eastbound					Int. Total
	Rig ht	Thr u	Left	U-Turns	App. Total	Right	Thr u	Left	U-Turns	App. Total	Right	Thr u	Left	U-Turns	App. Total	Right	Thr u	Left	U-Turns	App. Total	

Peak Hour Analysis From 10:00 AM to 02:45 PM - Peak 1 of 1

Peak Hour for Each Approach Begins at:

	10:45 AM					10:00 AM					02:00 PM					10:00 AM				
+0 mins.	0	11	0	0	11	0	0	0	0	0	0	4	0	0	4	0	0	0	0	0
+15 mins.	0	6	0	0	6	0	0	0	0	0	0	5	0	0	5	0	0	0	0	0
+30 mins.	0	9	0	0	9	0	0	0	0	0	0	9	0	0	9	0	0	0	0	0
+45 mins.	0	4	0	0	4	0	0	0	0	0	0	8	0	0	8	0	0	0	0	0
Total Volume	0	30	0	0	30	0	0	0	0	0	0	26	0	0	26	0	0	0	0	0
% App. Total	0	100	0	0	0	0	0	0	0	0	0	100	0	0	0	0	0	0	0	0
PHF	.000	.682	.000	.000	.682	.000	.000	.000	.000	.000	.000	.722	.000	.000	.722	.000	.000	.000	.000	.000



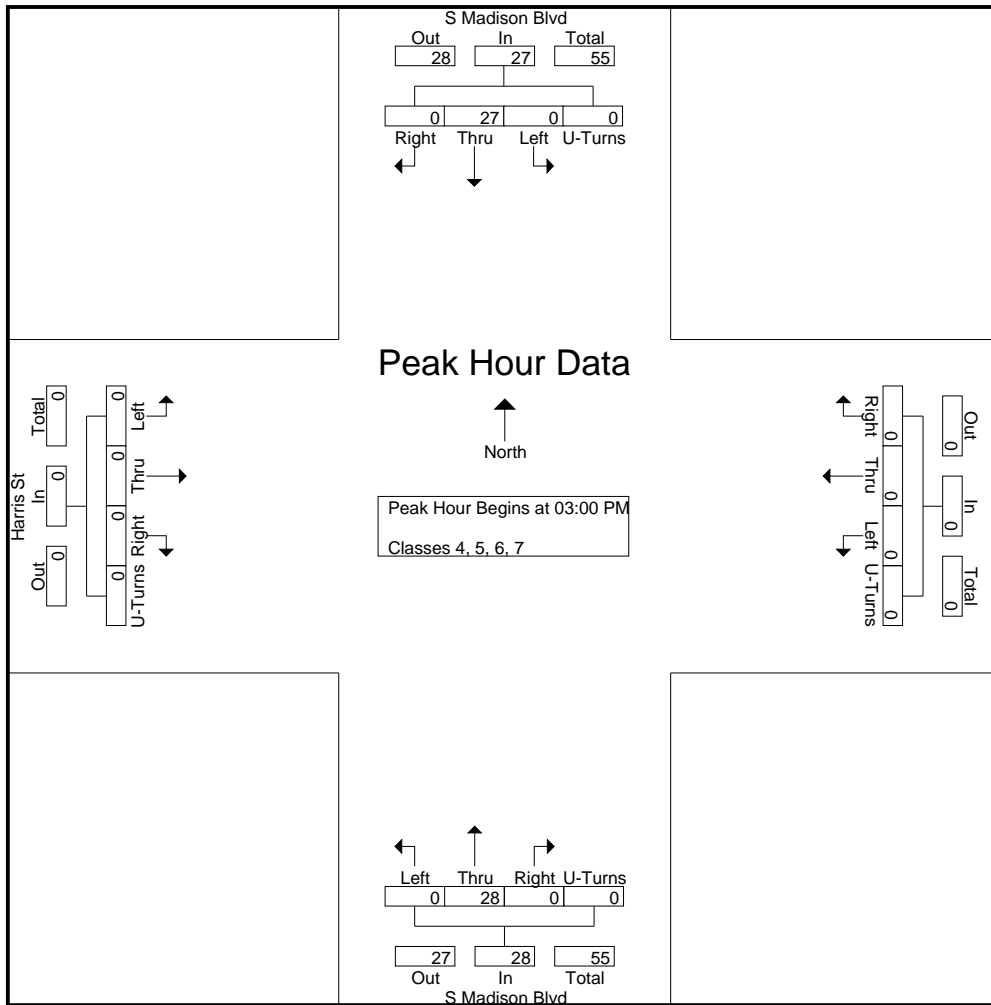
Quality Counts, LLC

920 Blairhill Rd, STE B106
Charlotte, NC 28217

File Name : 14473009 - S Madison Blvd & Harris St
Site Code : 14473009
Start Date : 8/30/2017
Page No : 7

Start Time	S Madison Blvd Southbound					Westbound					S Madison Blvd Northbound					Harris St Eastbound					Int. Total
	Right	Thru	Left	U-Turns	App. Total	Right	Thru	Left	U-Turns	App. Total	Right	Thru	Left	U-Turns	App. Total	Right	Thru	Left	U-Turns	App. Total	
03:00 PM	0	17	0	0	17	0	0	0	0	0	0	6	0	0	6	0	0	0	0	0	23
03:15 PM	0	6	0	0	6	0	0	0	0	0	0	7	0	0	7	0	0	0	0	0	13
03:30 PM	0	1	0	0	1	0	0	0	0	0	0	4	0	0	4	0	0	0	0	0	5
03:45 PM	0	3	0	0	3	0	0	0	0	0	0	11	0	0	11	0	0	0	0	0	14
Total Volume	0	27	0	0	27	0	0	0	0	0	0	28	0	0	28	0	0	0	0	0	55
% App. Total	0	100	0	0		0	0	0	0		0	100	0	0		0	0	0	0		
PHF	.000	.397	.000	.000	.397	.000	.000	.000	.000	.000	.000	.636	.000	.000	.636	.000	.000	.000	.000	.000	.598

Peak Hour Analysis From 03:00 PM to 06:45 PM - Peak 1 of 1
Peak Hour for Entire Intersection Begins at 03:00 PM



Quality Counts, LLC

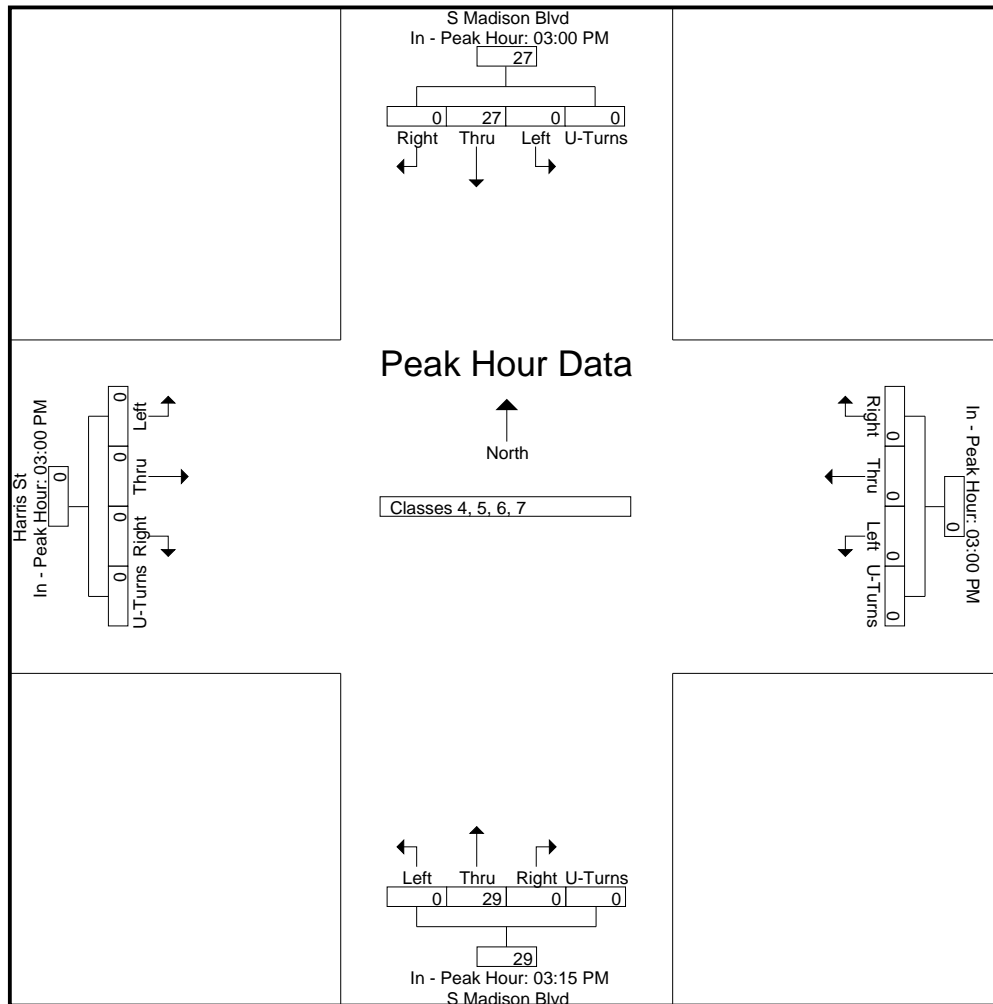
920 Blairhill Rd, STE B106
Charlotte, NC 28217

File Name : 14473009 - S Madison Blvd & Harris St
Site Code : 14473009
Start Date : 8/30/2017
Page No : 8

Start Time	S Madison Blvd Southbound					Westbound					S Madison Blvd Northbound					Harris St Eastbound					Int. Total
	Right	Thru	Left	U-Turns	App. Total	Right	Thru	Left	U-Turns	App. Total	Right	Thru	Left	U-Turns	App. Total	Right	Thru	Left	U-Turns	App. Total	

Peak Hour Analysis From 03:00 PM to 06:45 PM - Peak 1 of 1
Peak Hour for Each Approach Begins at:

	03:00 PM					03:00 PM					03:15 PM					03:00 PM				
+0 mins.	0	17	0	0	17	0	0	0	0	0	0	7	0	0	7	0	0	0	0	0
+15 mins.	0	6	0	0	6	0	0	0	0	0	0	4	0	0	4	0	0	0	0	0
+30 mins.	0	1	0	0	1	0	0	0	0	0	0	11	0	0	11	0	0	0	0	0
+45 mins.	0	3	0	0	3	0	0	0	0	0	0	7	0	0	7	0	0	0	0	0
Total Volume	0	27	0	0	27	0	0	0	0	0	0	29	0	0	29	0	0	0	0	0
% App. Total	0	100	0	0		0	0	0	0		0	100	0	0		0	0	0	0	
PHF	.000	.397	.000	.000	.397	.000	.000	.000	.000	.000	.000	.659	.000	.000	.659	.000	.000	.000	.000	.000



Quality Counts, LLC

920 Blairhill Rd, STE B106
Charlotte, NC 28217

File Name : 14473009 - S Madison Blvd & Harris St

Site Code : 14473009

Start Date : 8/30/2017

Page No : 1

Groups Printed- Classes 8, 9, 10

Start Time	S Madison Blvd Southbound					Westbound					S Madison Blvd Northbound					Harris St Eastbound					Int. Total
	Right	Thru	Left	U-Turns	App. Total	Right	Thru	Left	U-Turns	App. Total	Right	Thru	Left	U-Turns	App. Total	Right	Thru	Left	U-Turns	App. Total	
06:00 AM	0	3	0	0	3	0	0	0	0	0	0	6	0	0	6	0	0	0	0	0	9
06:15 AM	0	3	0	0	3	0	0	0	0	0	0	1	0	1	0	0	0	0	0	0	4
06:30 AM	0	3	0	0	3	0	0	0	0	0	0	4	0	4	0	0	0	0	0	0	7
06:45 AM	0	5	0	0	5	0	0	0	0	0	0	4	0	4	0	0	0	0	0	0	9
Total	0	14	0	0	14	0	0	0	0	0	0	15	0	15	0	0	0	0	0	0	29
07:00 AM	0	4	0	0	4	0	0	0	0	0	0	1	0	1	0	0	0	0	0	0	5
07:15 AM	0	4	0	0	4	0	0	0	0	0	0	6	0	6	0	0	0	0	0	0	10
07:30 AM	0	5	0	0	5	0	0	0	0	0	0	5	0	5	0	0	0	0	0	0	10
07:45 AM	0	8	0	0	8	0	0	0	0	0	0	2	0	2	0	0	0	0	0	0	10
Total	0	21	0	0	21	0	0	0	0	0	0	14	0	14	0	0	0	0	0	0	35
08:00 AM	0	6	0	0	6	0	0	0	0	0	0	3	0	3	0	0	0	0	0	0	9
08:15 AM	0	4	0	0	4	0	0	0	0	0	0	5	0	5	0	0	0	0	0	0	9
08:30 AM	0	6	0	0	6	0	0	0	0	0	0	10	0	10	0	0	0	0	0	0	16
08:45 AM	0	7	0	0	7	0	0	0	0	0	0	6	0	6	0	0	0	0	0	0	13
Total	0	23	0	0	23	0	0	0	0	0	0	24	0	24	0	0	0	0	0	0	47
09:00 AM	0	7	0	0	7	0	0	0	0	0	0	8	0	8	0	0	0	0	0	0	15
09:15 AM	0	7	0	0	7	0	0	0	0	0	0	11	0	11	0	0	0	0	0	0	18
09:30 AM	0	6	0	0	6	0	0	0	0	0	0	4	0	4	0	0	0	0	0	0	10
09:45 AM	0	3	0	0	3	0	0	0	0	0	0	9	0	9	0	0	0	0	0	0	12
Total	0	23	0	0	23	0	0	0	0	0	0	32	0	32	0	0	0	0	0	0	55
10:00 AM	0	4	0	0	4	0	0	0	0	0	0	13	0	13	0	0	0	0	0	0	17
10:15 AM	0	12	0	0	12	0	0	0	0	0	0	6	0	6	0	0	0	0	0	0	18
10:30 AM	0	3	0	0	3	0	0	0	0	0	0	3	0	3	0	0	0	0	0	0	6
10:45 AM	0	6	0	0	6	0	0	0	0	0	0	5	0	5	0	0	0	0	0	0	11
Total	0	25	0	0	25	0	0	0	0	0	0	27	0	27	0	0	0	0	0	0	52
11:00 AM	0	5	0	0	5	0	0	0	0	0	0	7	0	7	0	0	0	0	0	0	12
11:15 AM	0	7	0	0	7	0	0	0	0	0	0	7	0	7	0	0	0	0	0	0	14
11:30 AM	0	3	0	0	3	0	0	0	0	0	0	9	0	9	0	0	0	0	0	0	12
11:45 AM	0	0	0	0	0	0	0	0	0	0	0	6	0	6	0	0	0	0	0	0	6
Total	0	15	0	0	15	0	0	0	0	0	0	29	0	29	0	0	0	0	0	0	44
12:00 PM	0	3	0	0	3	0	0	0	0	0	0	2	0	2	0	0	0	0	0	0	5
12:15 PM	0	2	0	0	2	0	0	0	0	0	0	6	0	6	0	0	0	0	0	0	8
12:30 PM	0	5	0	0	5	0	0	0	0	0	0	8	0	8	0	0	0	0	0	0	13
12:45 PM	0	6	0	0	6	0	0	0	0	0	0	12	0	12	0	0	0	0	0	0	18
Total	0	16	0	0	16	0	0	0	0	0	0	28	0	28	0	0	0	0	0	0	44
01:00 PM	0	2	0	0	2	0	0	0	0	0	0	5	0	5	0	0	0	0	0	0	7
01:15 PM	0	4	0	0	4	0	0	0	0	0	0	5	0	5	0	0	0	0	0	0	9
01:30 PM	0	4	0	0	4	0	0	0	0	0	0	8	0	8	0	0	0	0	0	0	12
01:45 PM	0	4	0	0	4	0	0	0	0	0	0	9	0	9	0	0	0	0	0	0	13
Total	0	14	0	0	14	0	0	0	0	0	0	27	0	27	0	0	0	0	0	0	41
02:00 PM	0	4	0	0	4	0	0	0	0	0	0	5	0	5	0	0	0	0	0	0	9
02:15 PM	0	8	0	0	8	0	0	0	0	0	0	0	0	0	0	0	0	0	0	0	8
02:30 PM	0	3	0	0	3	0	0	0	0	0	0	4	0	4	0	0	0	0	0	0	7
02:45 PM	0	7	0	0	7	0	0	0	0	0	0	5	0	5	0	0	0	0	0	0	12
Total	0	22	0	0	22	0	0	0	0	0	0	14	0	14	0	0	0	0	0	0	36
03:00 PM	0	2	0	0	2	0	0	0	0	0	0	3	0	3	0	0	0	0	0	0	5
03:15 PM	0	2	0	0	2	0	0	0	0	0	0	5	0	5	0	0	0	0	0	0	7
03:30 PM	0	2	0	0	2	0	0	0	0	0	0	7	0	7	0	0	0	0	0	0	9
03:45 PM	0	5	0	0	5	0	0	0	0	0	0	4	0	4	0	0	0	0	0	0	9
Total	0	11	0	0	11	0	0	0	0	0	0	19	0	19	0	0	0	0	0	0	30

Quality Counts, LLC

920 Blairhill Rd, STE B106
Charlotte, NC 28217

File Name : 14473009 - S Madison Blvd & Harris St

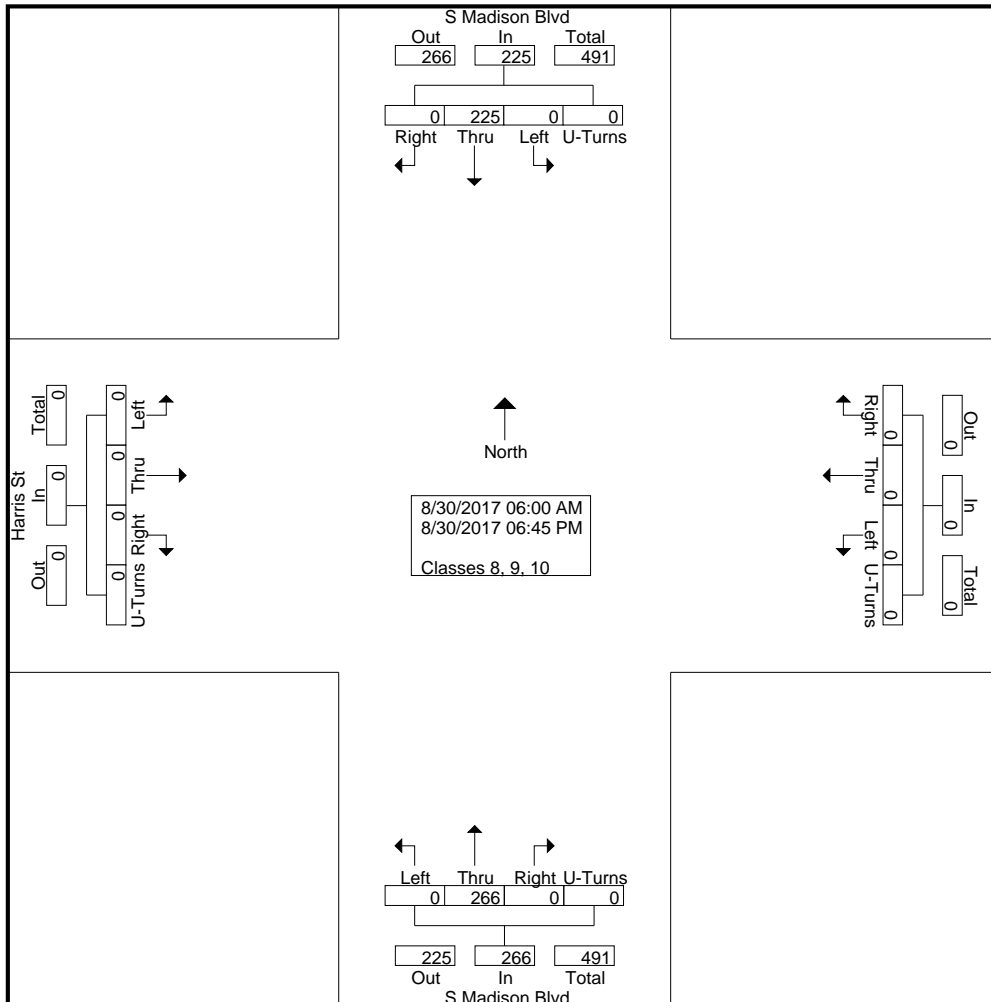
Site Code : 14473009

Start Date : 8/30/2017

Page No : 2

Groups Printed- Classes 8, 9, 10

Start Time	S Madison Blvd Southbound					Westbound					S Madison Blvd Northbound					Harris St Eastbound					Int. Total
	Right	Thru	Left	U-Turns	App. Total	Right	Thru	Left	U-Turns	App. Total	Right	Thru	Left	U-Turns	App. Total	Right	Thru	Left	U-Turns	App. Total	
04:00 PM	0	2	0	0	2	0	0	0	0	0	0	4	0	0	4	0	0	0	0	0	0
04:15 PM	0	3	0	0	3	0	0	0	0	0	0	9	0	0	9	0	0	0	0	0	0
04:30 PM	0	5	0	0	5	0	0	0	0	0	0	3	0	0	3	0	0	0	0	0	0
04:45 PM	0	5	0	0	5	0	0	0	0	0	0	5	0	0	5	0	0	0	0	0	0
Total	0	15	0	0	15	0	0	0	0	0	0	21	0	0	21	0	0	0	0	0	0
05:00 PM	0	7	0	0	7	0	0	0	0	0	0	3	0	0	3	0	0	0	0	0	0
05:15 PM	0	5	0	0	5	0	0	0	0	0	0	3	0	0	3	0	0	0	0	0	0
05:30 PM	0	3	0	0	3	0	0	0	0	0	0	5	0	0	5	0	0	0	0	0	0
05:45 PM	0	0	0	0	0	0	0	0	0	0	0	1	0	0	1	0	0	0	0	0	0
Total	0	15	0	0	15	0	0	0	0	0	0	12	0	0	12	0	0	0	0	0	0
06:00 PM	0	2	0	0	2	0	0	0	0	0	0	1	0	0	1	0	0	0	0	0	0
06:15 PM	0	3	0	0	3	0	0	0	0	0	0	0	0	0	0	0	0	0	0	0	0
06:30 PM	0	4	0	0	4	0	0	0	0	0	0	2	0	0	2	0	0	0	0	0	0
06:45 PM	0	2	0	0	2	0	0	0	0	0	0	1	0	0	1	0	0	0	0	0	0
Total	0	11	0	0	11	0	0	0	0	0	0	4	0	0	4	0	0	0	0	0	0
Grand Total	0	225	0	0	225	0	0	0	0	0	0	266	0	0	266	0	0	0	0	0	491
Apprch %	0	100	0	0		0	0	0	0		0	100	0	0		0	0	0	0		
Total %	0	45.8	0	0	45.8	0	0	0	0	0	0	54.2	0	0	54.2	0	0	0	0	0	

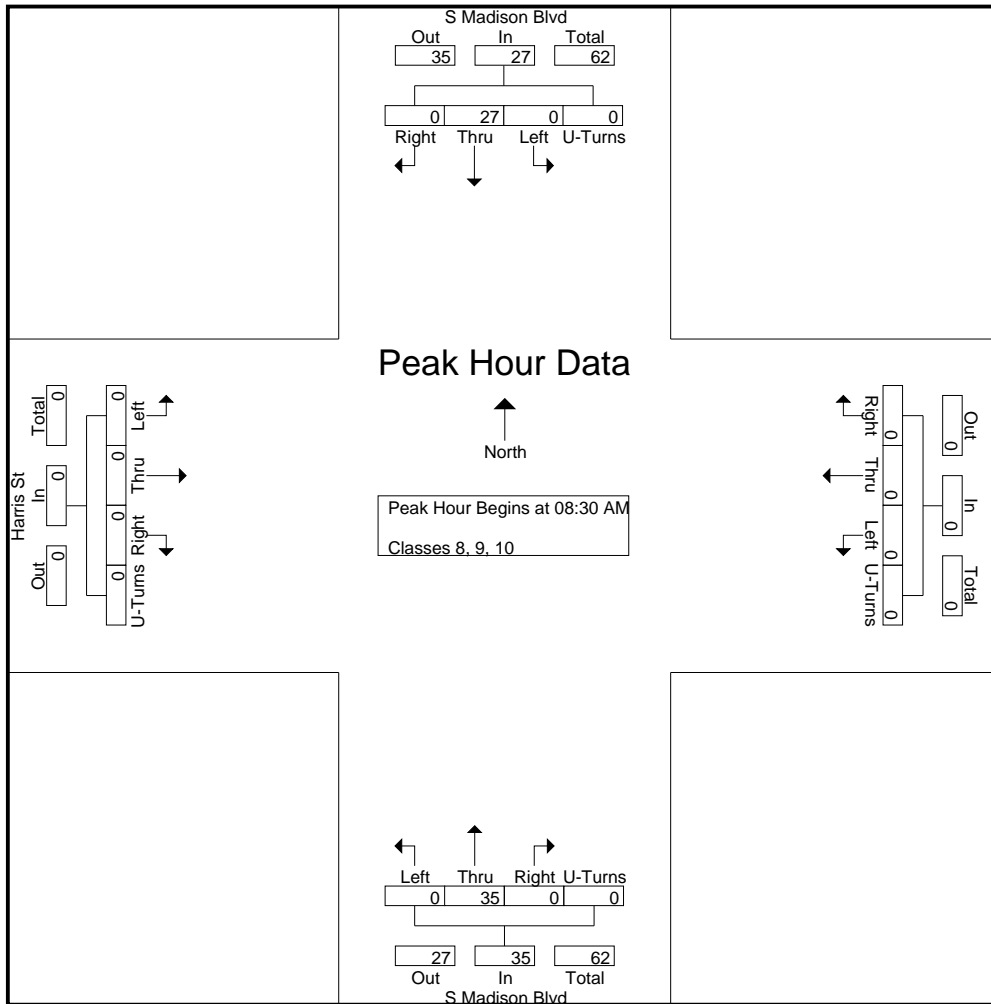


Quality Counts, LLC

920 Blairhill Rd, STE B106
Charlotte, NC 28217

File Name : 14473009 - S Madison Blvd & Harris St
Site Code : 14473009
Start Date : 8/30/2017
Page No : 3

Start Time	S Madison Blvd Southbound					Westbound					S Madison Blvd Northbound					Harris St Eastbound					Int. Total
	Right	Thru	Left	U-Turns	App. Total	Right	Thru	Left	U-Turns	App. Total	Right	Thru	Left	U-Turns	App. Total	Right	Thru	Left	U-Turns	App. Total	
Peak Hour Analysis From 06:00 AM to 09:45 AM - Peak 1 of 1																					
Peak Hour for Entire Intersection Begins at 08:30 AM																					
08:30 AM	0	6	0	0	6	0	0	0	0	0	0	10	0	0	10	0	0	0	0	0	16
08:45 AM	0	7	0	0	7	0	0	0	0	0	0	6	0	0	6	0	0	0	0	0	13
09:00 AM	0	7	0	0	7	0	0	0	0	0	0	8	0	0	8	0	0	0	0	0	15
09:15 AM	0	7	0	0	7	0	0	0	0	0	0	11	0	0	11	0	0	0	0	0	18
Total Volume	0	27	0	0	27	0	0	0	0	0	0	35	0	0	35	0	0	0	0	0	62
% App. Total	0	100	0	0		0	0	0	0		0	100	0	0		0	0	0	0		
PHF	.000	.964	.000	.000	.964	.000	.000	.000	.000	.000	.000	.795	.000	.000	.795	.000	.000	.000	.000	.000	.861



Quality Counts, LLC

920 Blairhill Rd, STE B106
Charlotte, NC 28217

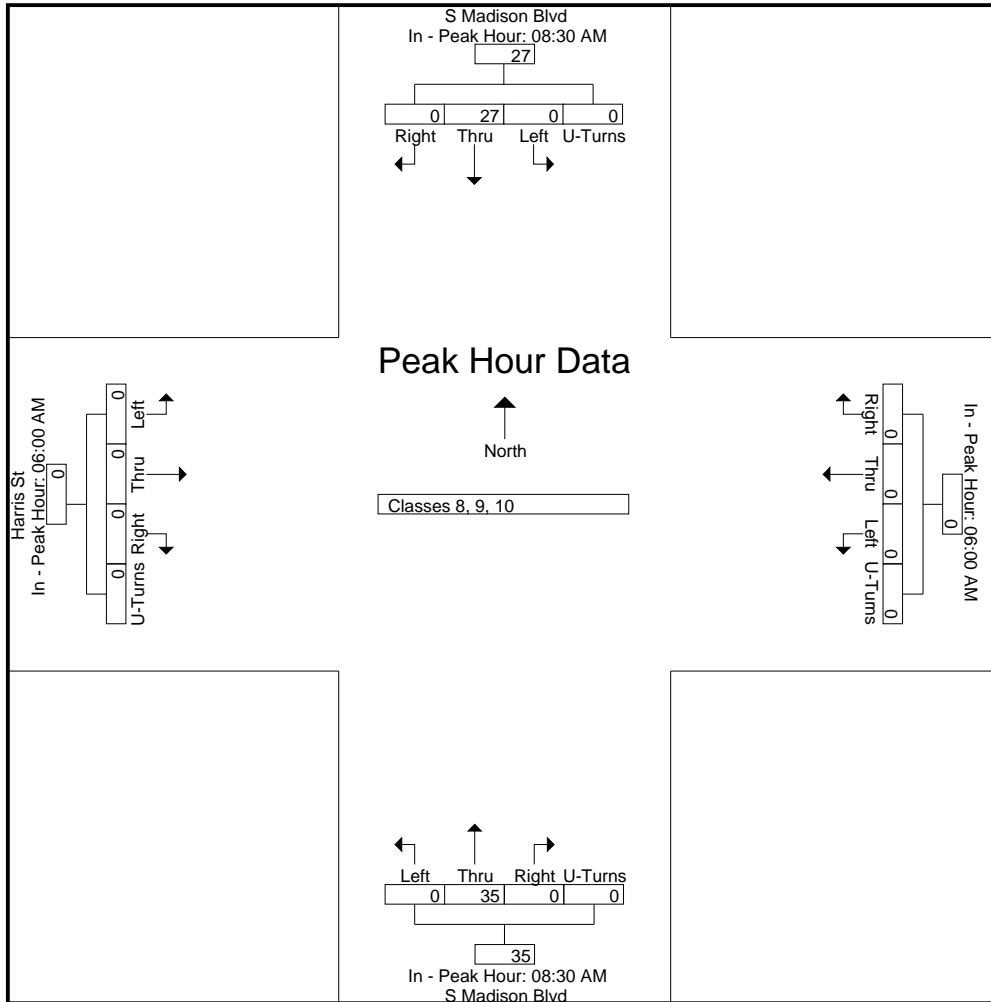
File Name : 14473009 - S Madison Blvd & Harris St
Site Code : 14473009
Start Date : 8/30/2017
Page No : 4

Start Time	S Madison Blvd Southbound					Westbound					S Madison Blvd Northbound					Harris St Eastbound					Int. Total
	Right	Thru	Left	U-Turns	App. Total	Right	Thru	Left	U-Turns	App. Total	Right	Thru	Left	U-Turns	App. Total	Right	Thru	Left	U-Turns	App. Total	

Peak Hour Analysis From 06:00 AM to 09:45 AM - Peak 1 of 1

Peak Hour for Each Approach Begins at:

	08:30 AM					06:00 AM					08:30 AM					06:00 AM									
+0 mins.	0	6	0	0	6	0	0	0	0	0	0	10	0	0	10	0	0	0	0	0	0	0	0	0	0
+15 mins.	0	7	0	0	7	0	0	0	0	0	0	6	0	0	6	0	0	0	0	0	0	0	0	0	0
+30 mins.	0	7	0	0	7	0	0	0	0	0	0	8	0	0	8	0	0	0	0	0	0	0	0	0	0
+45 mins.	0	7	0	0	7	0	0	0	0	0	0	11	0	0	11	0	0	0	0	0	0	0	0	0	0
Total Volume	0	27	0	0	27	0	0	0	0	0	0	35	0	0	35	0	0	0	0	0	0	0	0	0	0
% App. Total	0	100	0	0		0	0	0	0		0	100	0	0		0	0	0	0		0	0	0	0	
PHF	.000	.964	.000	.000	.964	.000	.000	.000	.000	.000	.000	.795	.000	.000	.795	.000	.000	.000	.000	.000	.000	.000	.000	.000	.000



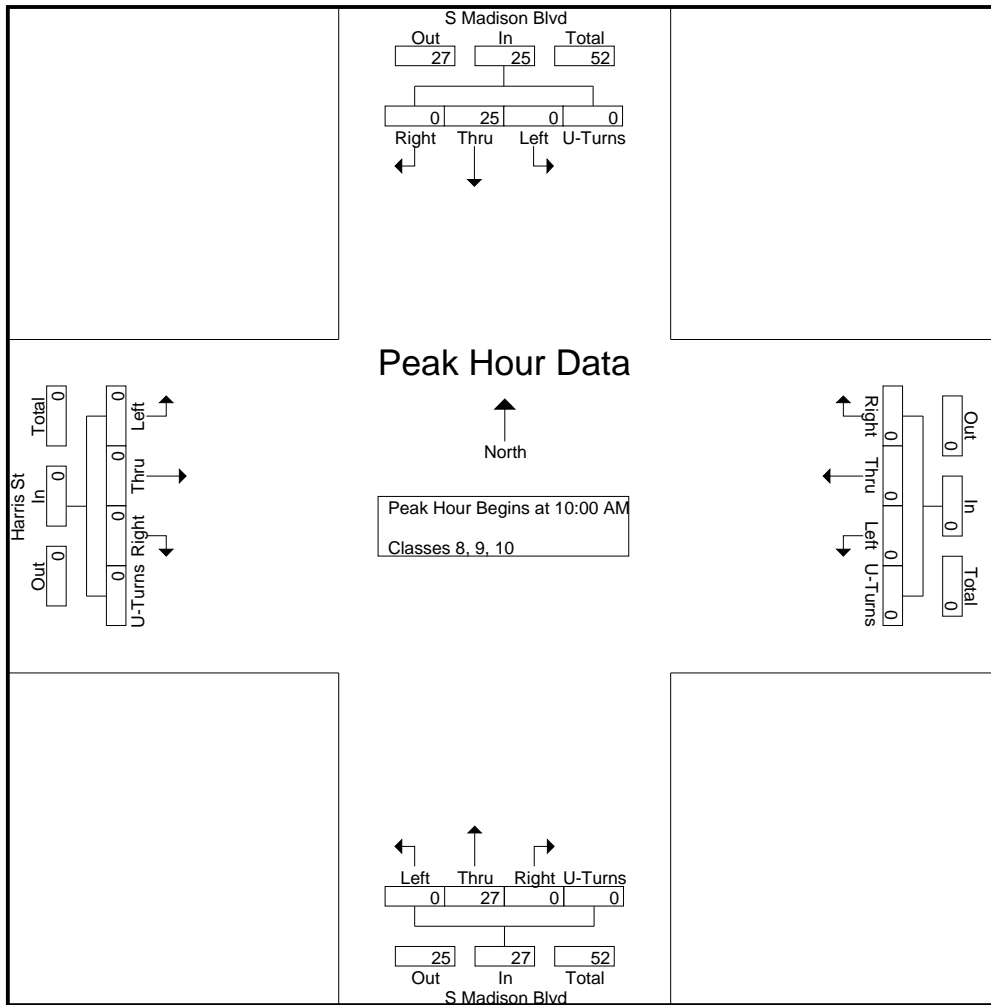
Quality Counts, LLC

920 Blairhill Rd, STE B106
Charlotte, NC 28217

File Name : 14473009 - S Madison Blvd & Harris St
Site Code : 14473009
Start Date : 8/30/2017
Page No : 5

Start Time	S Madison Blvd Southbound					Westbound					S Madison Blvd Northbound					Harris St Eastbound					Int. Total
	Right	Thru	Left	U-Turns	App. Total	Right	Thru	Left	U-Turns	App. Total	Right	Thru	Left	U-Turns	App. Total	Right	Thru	Left	U-Turns	App. Total	
10:00 AM	0	4	0	0	4	0	0	0	0	0	0	13	0	0	13	0	0	0	0	0	17
10:15 AM	0	12	0	0	12	0	0	0	0	0	0	6	0	0	6	0	0	0	0	0	18
10:30 AM	0	3	0	0	3	0	0	0	0	0	0	3	0	0	3	0	0	0	0	0	6
10:45 AM	0	6	0	0	6	0	0	0	0	0	0	5	0	0	5	0	0	0	0	0	11
Total Volume	0	25	0	0	25	0	0	0	0	0	0	27	0	0	27	0	0	0	0	0	52
% App. Total	0	100	0	0		0	0	0	0		0	100	0	0		0	0	0	0		
PHF	.000	.521	.000	.000	.521	.000	.000	.000	.000	.000	.000	.519	.000	.000	.519	.000	.000	.000	.000	.000	.722

Peak Hour Analysis From 10:00 AM to 02:45 PM - Peak 1 of 1
Peak Hour for Entire Intersection Begins at 10:00 AM



Quality Counts, LLC

920 Blairhill Rd, STE B106
Charlotte, NC 28217

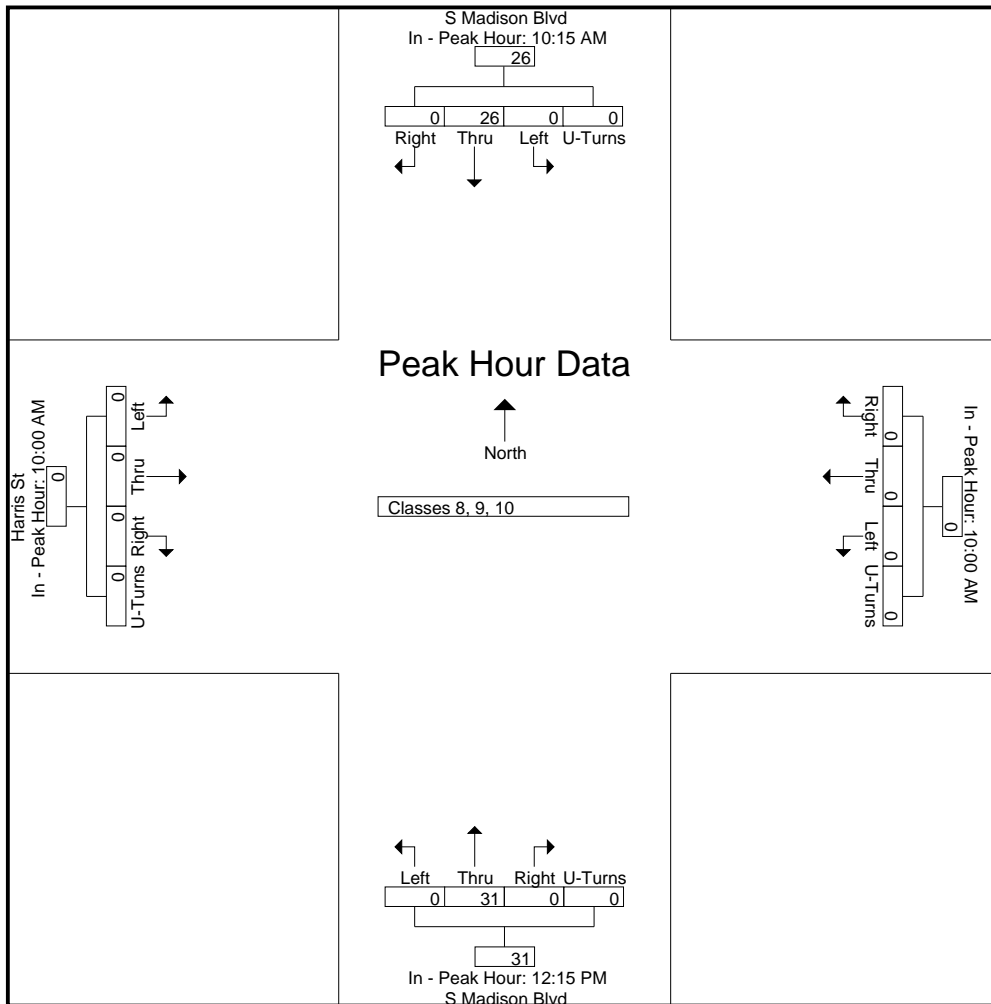
File Name : 14473009 - S Madison Blvd & Harris St
Site Code : 14473009
Start Date : 8/30/2017
Page No : 6

Start Time	S Madison Blvd Southbound					Westbound					S Madison Blvd Northbound					Harris St Eastbound					Int. Total
	Right	Thru	Left	U-Turns	App. Total	Right	Thru	Left	U-Turns	App. Total	Right	Thru	Left	U-Turns	App. Total	Right	Thru	Left	U-Turns	App. Total	

Peak Hour Analysis From 10:00 AM to 02:45 PM - Peak 1 of 1

Peak Hour for Each Approach Begins at:

	10:15 AM					10:00 AM					12:15 PM					10:00 AM				
+0 mins.	0	12	0	0	12	0	0	0	0	0	0	6	0	0	6	0	0	0	0	0
+15 mins.	0	3	0	0	3	0	0	0	0	0	0	8	0	0	8	0	0	0	0	0
+30 mins.	0	6	0	0	6	0	0	0	0	0	0	12	0	0	12	0	0	0	0	0
+45 mins.	0	5	0	0	5	0	0	0	0	0	0	5	0	0	5	0	0	0	0	0
Total Volume	0	26	0	0	26	0	0	0	0	0	0	31	0	0	31	0	0	0	0	0
% App. Total	0	100	0	0	0	0	0	0	0	0	0	100	0	0	0	0	0	0	0	0
PHF	.000	.542	.000	.000	.542	.000	.000	.000	.000	.000	.000	.646	.000	.000	.646	.000	.000	.000	.000	.000



Quality Counts, LLC

920 Blairhill Rd, STE B106
Charlotte, NC 28217

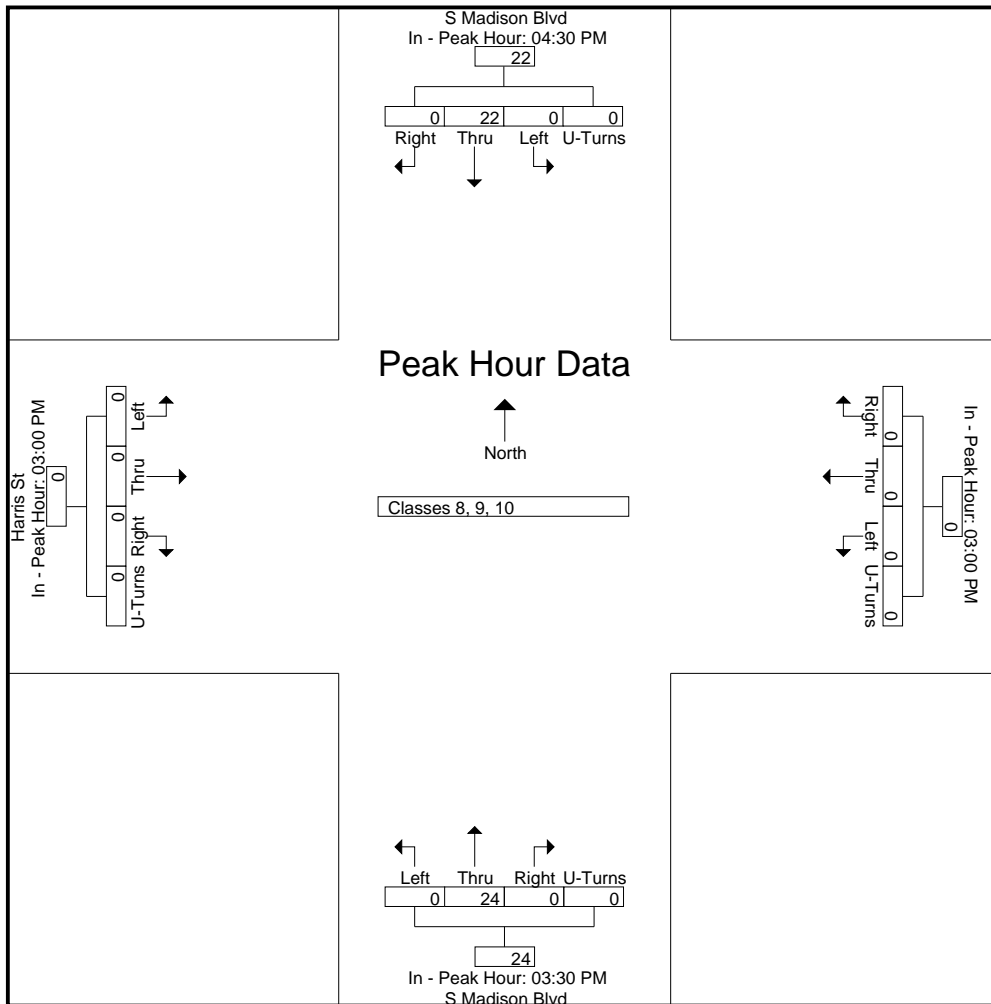
File Name : 14473009 - S Madison Blvd & Harris St
Site Code : 14473009
Start Date : 8/30/2017
Page No : 8

Start Time	S Madison Blvd Southbound					Westbound					S Madison Blvd Northbound					Harris St Eastbound					Int. Total
	Right	Thru	Left	U-Turns	App. Total	Right	Thru	Left	U-Turns	App. Total	Right	Thru	Left	U-Turns	App. Total	Right	Thru	Left	U-Turns	App. Total	

Peak Hour Analysis From 03:00 PM to 06:45 PM - Peak 1 of 1

Peak Hour for Each Approach Begins at:

	04:30 PM					03:00 PM					03:30 PM					03:00 PM				
+0 mins.	0	5	0	0	5	0	0	0	0	0	0	7	0	0	7	0	0	0	0	0
+15 mins.	0	5	0	0	5	0	0	0	0	0	0	4	0	0	4	0	0	0	0	0
+30 mins.	0	7	0	0	7	0	0	0	0	0	0	4	0	0	4	0	0	0	0	0
+45 mins.	0	5	0	0	5	0	0	0	0	0	0	9	0	0	9	0	0	0	0	0
Total Volume	0	22	0	0	22	0	0	0	0	0	0	24	0	0	24	0	0	0	0	0
% App. Total	0	100	0	0	0	0	0	0	0	0	0	100	0	0	0	0	0	0	0	0
PHF	.000	.786	.000	.000	.786	.000	.000	.000	.000	.000	.000	.667	.000	.000	.667	.000	.000	.000	.000	.000



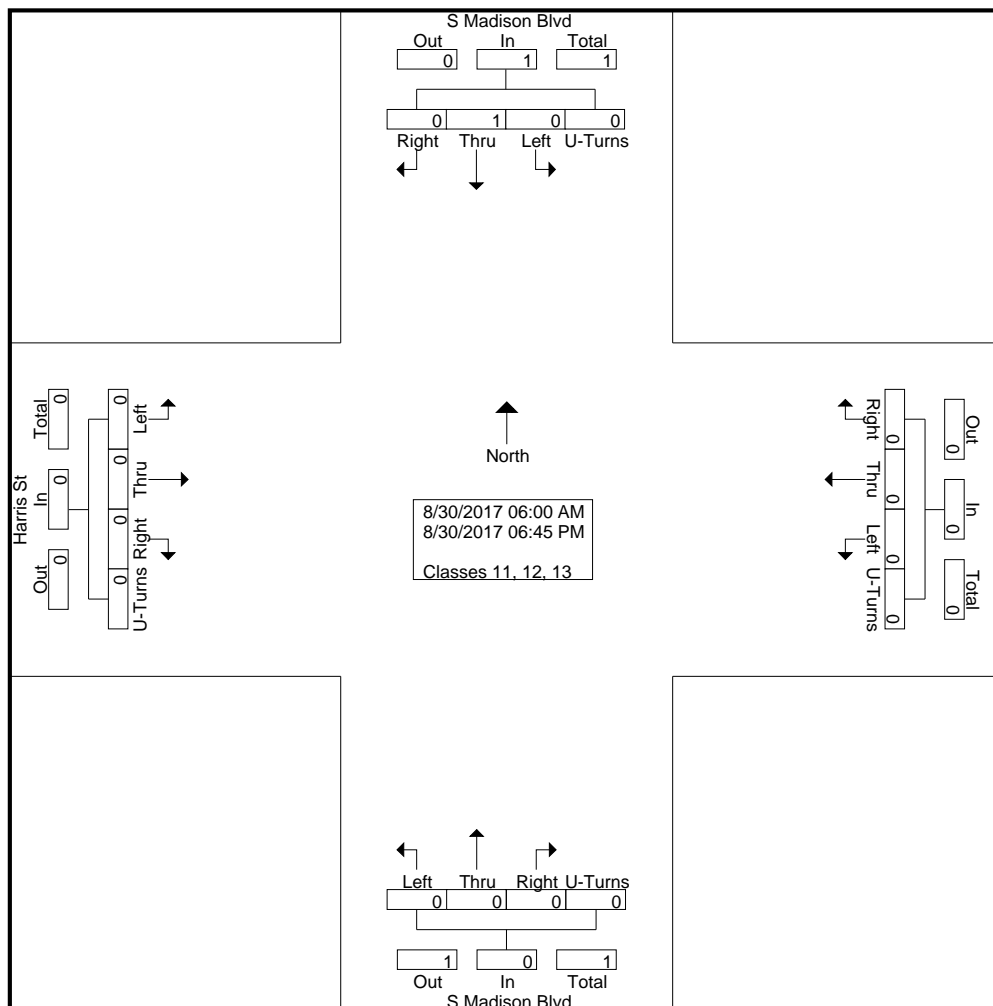
Quality Counts, LLC

920 Blairhill Rd, STE B106
Charlotte, NC 28217

File Name : 14473009 - S Madison Blvd & Harris St
Site Code : 14473009
Start Date : 8/30/2017
Page No : 2

Groups Printed- Classes 11, 12, 13

Start Time	S Madison Blvd Southbound					Westbound					S Madison Blvd Northbound					Harris St Eastbound					Int. Total					
	Right	Thru	Left	U-Turns	App. Total	Right	Thru	Left	U-Turns	App. Total	Right	Thru	Left	U-Turns	App. Total	Right	Thru	Left	U-Turns	App. Total						
04:00 PM	0	0	0	0	0	0	0	0	0	0	0	0	0	0	0	0	0	0	0	0	0	0	0	0	0	0
04:15 PM	0	0	0	0	0	0	0	0	0	0	0	0	0	0	0	0	0	0	0	0	0	0	0	0	0	0
04:30 PM	0	0	0	0	0	0	0	0	0	0	0	0	0	0	0	0	0	0	0	0	0	0	0	0	0	0
04:45 PM	0	0	0	0	0	0	0	0	0	0	0	0	0	0	0	0	0	0	0	0	0	0	0	0	0	0
Total	0	0	0	0	0	0	0	0	0	0	0	0	0	0	0	0	0	0	0	0	0	0	0	0	0	0
05:00 PM	0	0	0	0	0	0	0	0	0	0	0	0	0	0	0	0	0	0	0	0	0	0	0	0	0	0
05:15 PM	0	0	0	0	0	0	0	0	0	0	0	0	0	0	0	0	0	0	0	0	0	0	0	0	0	0
05:30 PM	0	0	0	0	0	0	0	0	0	0	0	0	0	0	0	0	0	0	0	0	0	0	0	0	0	0
05:45 PM	0	0	0	0	0	0	0	0	0	0	0	0	0	0	0	0	0	0	0	0	0	0	0	0	0	0
Total	0	0	0	0	0	0	0	0	0	0	0	0	0	0	0	0	0	0	0	0	0	0	0	0	0	0
06:00 PM	0	0	0	0	0	0	0	0	0	0	0	0	0	0	0	0	0	0	0	0	0	0	0	0	0	0
06:15 PM	0	0	0	0	0	0	0	0	0	0	0	0	0	0	0	0	0	0	0	0	0	0	0	0	0	0
06:30 PM	0	0	0	0	0	0	0	0	0	0	0	0	0	0	0	0	0	0	0	0	0	0	0	0	0	0
06:45 PM	0	0	0	0	0	0	0	0	0	0	0	0	0	0	0	0	0	0	0	0	0	0	0	0	0	0
Total	0	0	0	0	0	0	0	0	0	0	0	0	0	0	0	0	0	0	0	0	0	0	0	0	0	0
Grand Total	0	1	0	0	1	0	0	0	0	0	0	0	0	0	0	0	0	0	0	0	0	0	0	0	0	1
Apprch %	0	100	0	0		0	0	0	0		0	0	0	0		0	0	0	0		0	0	0	0		
Total %	0	100	0	0	100	0	0	0	0		0	0	0	0		0	0	0	0		0	0	0	0		

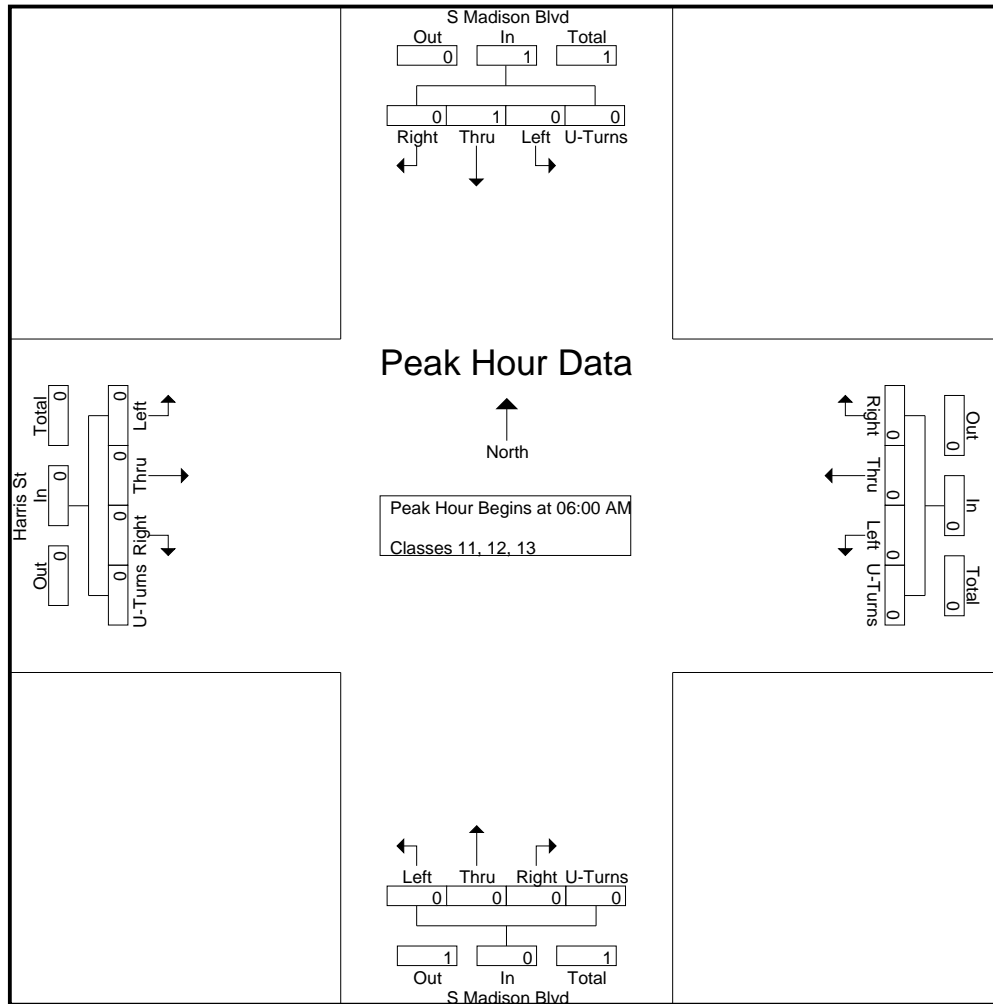


Quality Counts, LLC

920 Blairhill Rd, STE B106
Charlotte, NC 28217

File Name : 14473009 - S Madison Blvd & Harris St
Site Code : 14473009
Start Date : 8/30/2017
Page No : 3

Start Time	S Madison Blvd Southbound					Westbound					S Madison Blvd Northbound					Harris St Eastbound					Int. Total
	Right	Thru	Left	U-Turns	App. Total	Right	Thru	Left	U-Turns	App. Total	Right	Thru	Left	U-Turns	App. Total	Right	Thru	Left	U-Turns	App. Total	
Peak Hour Analysis From 06:00 AM to 09:45 AM - Peak 1 of 1																					
Peak Hour for Entire Intersection Begins at 06:00 AM																					
06:00 AM	0	0	0	0	0	0	0	0	0	0	0	0	0	0	0	0	0	0	0	0	0
06:15 AM	0	1	0	0	1	0	0	0	0	0	0	0	0	0	0	0	0	0	0	0	1
06:30 AM	0	0	0	0	0	0	0	0	0	0	0	0	0	0	0	0	0	0	0	0	0
06:45 AM	0	0	0	0	0	0	0	0	0	0	0	0	0	0	0	0	0	0	0	0	0
Total Volume	0	1	0	0	1	0	0	0	0	0	0	0	0	0	0	0	0	0	0	0	1
% App. Total	0	100	0	0		0	0	0	0		0	0	0	0		0	0	0	0		
PHF	.000	.250	.000	.000	.250	.000	.000	.000	.000	.000	.000	.000	.000	.000	.000	.000	.000	.000	.000	.000	.250



Quality Counts, LLC

920 Blairhill Rd, STE B106
Charlotte, NC 28217

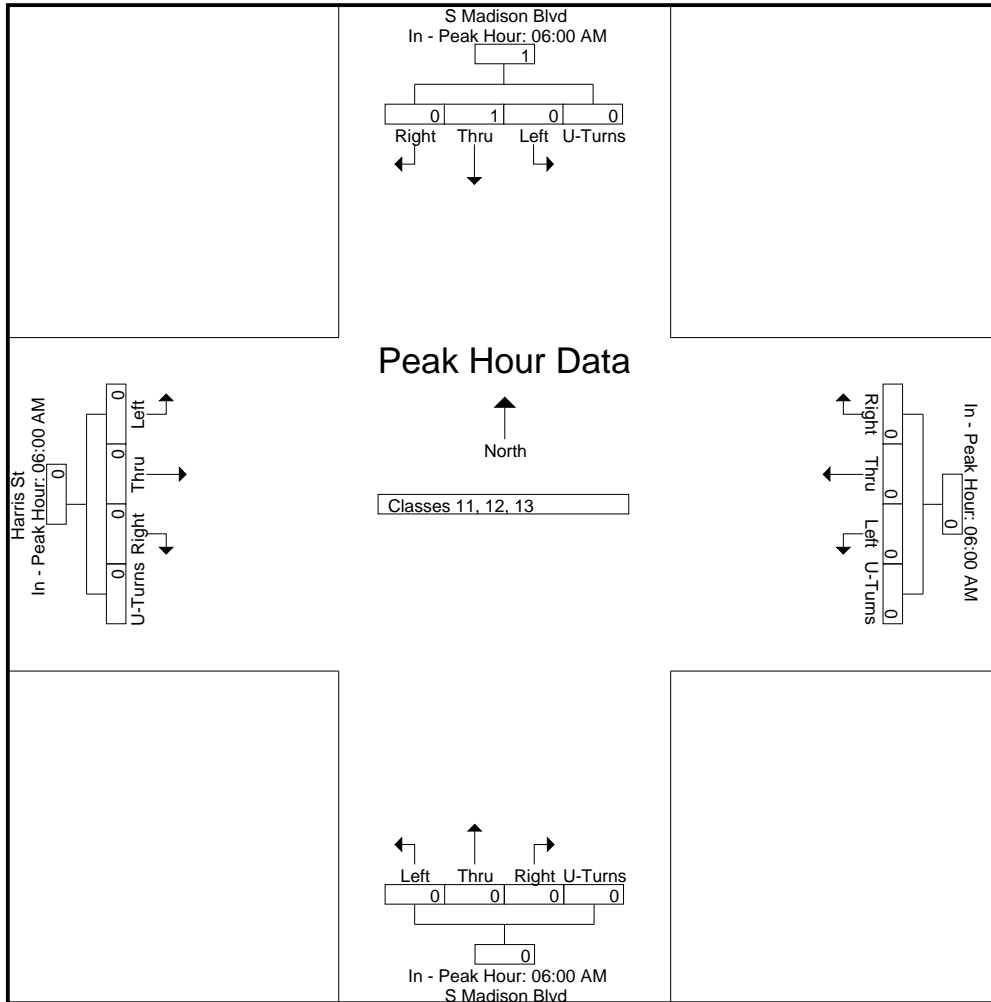
File Name : 14473009 - S Madison Blvd & Harris St
Site Code : 14473009
Start Date : 8/30/2017
Page No : 4

Start Time	S Madison Blvd Southbound					Westbound					S Madison Blvd Northbound					Harris St Eastbound					Int. Total
	Right	Thru	Left	U-Turns	App. Total	Right	Thru	Left	U-Turns	App. Total	Right	Thru	Left	U-Turns	App. Total	Right	Thru	Left	U-Turns	App. Total	

Peak Hour Analysis From 06:00 AM to 09:45 AM - Peak 1 of 1

Peak Hour for Each Approach Begins at:

	06:00 AM					06:00 AM					06:00 AM					06:00 AM				
+0 mins.	0	0	0	0	0	0	0	0	0	0	0	0	0	0	0	0	0	0	0	0
+15 mins.	0	1	0	0	1	0	0	0	0	0	0	0	0	0	0	0	0	0	0	0
+30 mins.	0	0	0	0	0	0	0	0	0	0	0	0	0	0	0	0	0	0	0	0
+45 mins.	0	0	0	0	0	0	0	0	0	0	0	0	0	0	0	0	0	0	0	0
Total Volume	0	1	0	0	1	0	0	0	0	0	0	0	0	0	0	0	0	0	0	0
% App. Total	0	100	0	0		0	0	0	0		0	0	0	0		0	0	0	0	
PHF	.000	.250	.000	.000	.250	.000	.000	.000	.000	.000	.000	.000	.000	.000	.000	.000	.000	.000	.000	.000



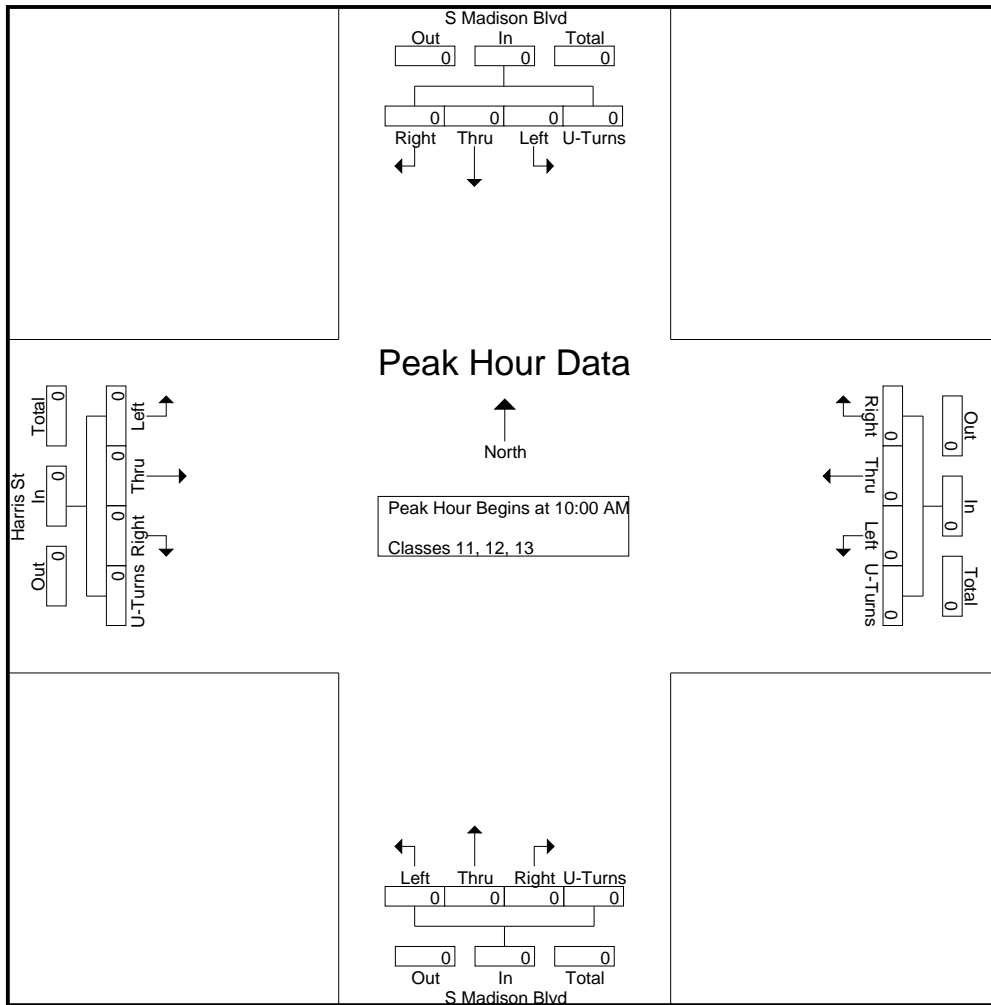
Quality Counts, LLC

920 Blairhill Rd, STE B106
Charlotte, NC 28217

File Name : 14473009 - S Madison Blvd & Harris St
Site Code : 14473009
Start Date : 8/30/2017
Page No : 5

Start Time	S Madison Blvd Southbound					Westbound					S Madison Blvd Northbound					Harris St Eastbound					Int. Total
	Right	Thru	Left	U-Turns	App. Total	Right	Thru	Left	U-Turns	App. Total	Right	Thru	Left	U-Turns	App. Total	Right	Thru	Left	U-Turns	App. Total	
10:00 AM	0	0	0	0	0	0	0	0	0	0	0	0	0	0	0	0	0	0	0	0	0
10:15 AM	0	0	0	0	0	0	0	0	0	0	0	0	0	0	0	0	0	0	0	0	0
10:30 AM	0	0	0	0	0	0	0	0	0	0	0	0	0	0	0	0	0	0	0	0	0
10:45 AM	0	0	0	0	0	0	0	0	0	0	0	0	0	0	0	0	0	0	0	0	0
Total Volume	0	0	0	0	0	0	0	0	0	0	0	0	0	0	0	0	0	0	0	0	0
% App. Total	0	0	0	0	0	0	0	0	0	0	0	0	0	0	0	0	0	0	0	0	0
PHF	.000	.000	.000	.000	.000	.000	.000	.000	.000	.000	.000	.000	.000	.000	.000	.000	.000	.000	.000	.000	.000

Peak Hour Analysis From 10:00 AM to 02:45 PM - Peak 1 of 1
Peak Hour for Entire Intersection Begins at 10:00 AM



Quality Counts, LLC

920 Blairhill Rd, STE B106
Charlotte, NC 28217

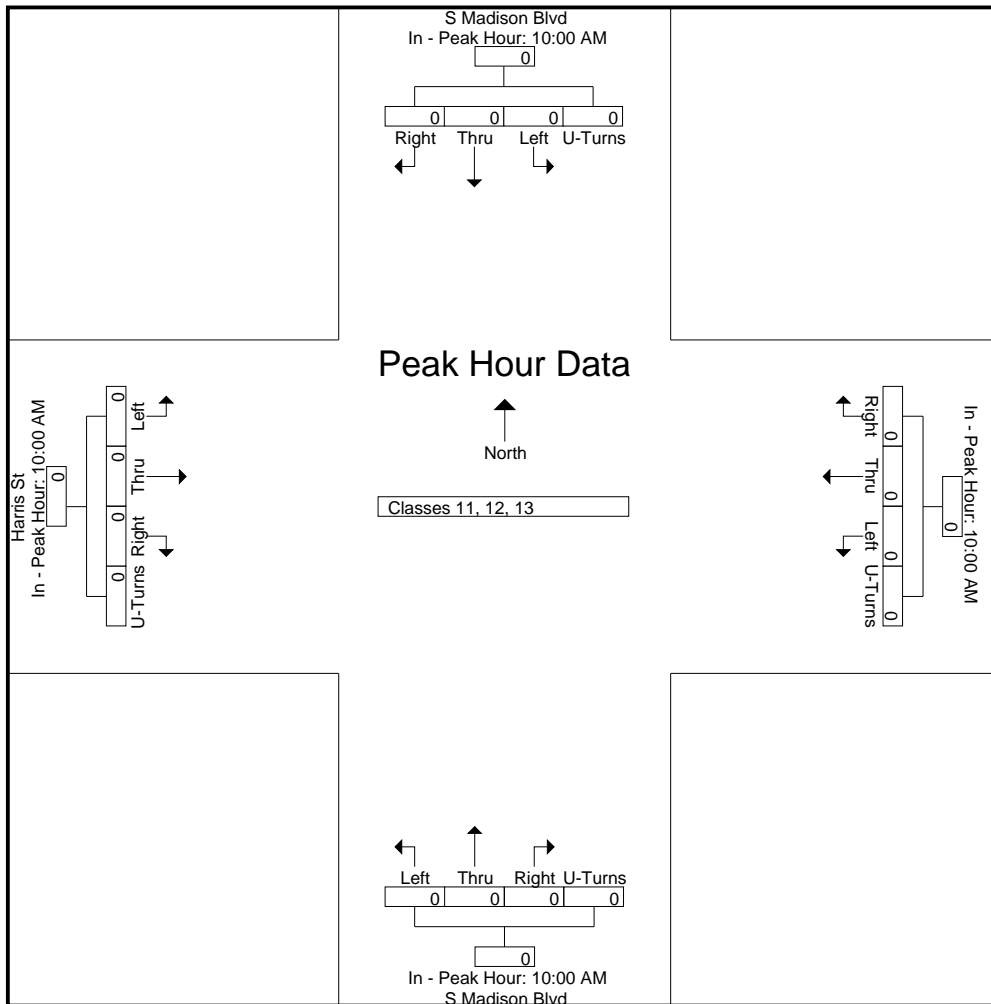
File Name : 14473009 - S Madison Blvd & Harris St
Site Code : 14473009
Start Date : 8/30/2017
Page No : 6

Start Time	S Madison Blvd Southbound					Westbound					S Madison Blvd Northbound					Harris St Eastbound					Int. Total
	Rig ht	Thr u	Left	U-Turns	App. Total	Right	Thr u	Left	U-Turns	App. Total	Right	Thr u	Left	U-Turns	App. Total	Right	Thr u	Left	U-Turns	App. Total	

Peak Hour Analysis From 10:00 AM to 02:45 PM - Peak 1 of 1

Peak Hour for Each Approach Begins at:

	10:00 AM					10:00 AM					10:00 AM					10:00 AM									
+0 mins.	0	0	0	0	0	0	0	0	0	0	0	0	0	0	0	0	0	0	0	0	0	0	0	0	0
+15 mins.	0	0	0	0	0	0	0	0	0	0	0	0	0	0	0	0	0	0	0	0	0	0	0	0	0
+30 mins.	0	0	0	0	0	0	0	0	0	0	0	0	0	0	0	0	0	0	0	0	0	0	0	0	0
+45 mins.	0	0	0	0	0	0	0	0	0	0	0	0	0	0	0	0	0	0	0	0	0	0	0	0	0
Total Volume	0	0	0	0	0	0	0	0	0	0	0	0	0	0	0	0	0	0	0	0	0	0	0	0	0
% App. Total	0	0	0	0	0	0	0	0	0	0	0	0	0	0	0	0	0	0	0	0	0	0	0	0	0
PHF	.000	.000	.000	.000	.000	.000	.000	.000	.000	.000	.000	.000	.000	.000	.000	.000	.000	.000	.000	.000	.000	.000	.000	.000	.000



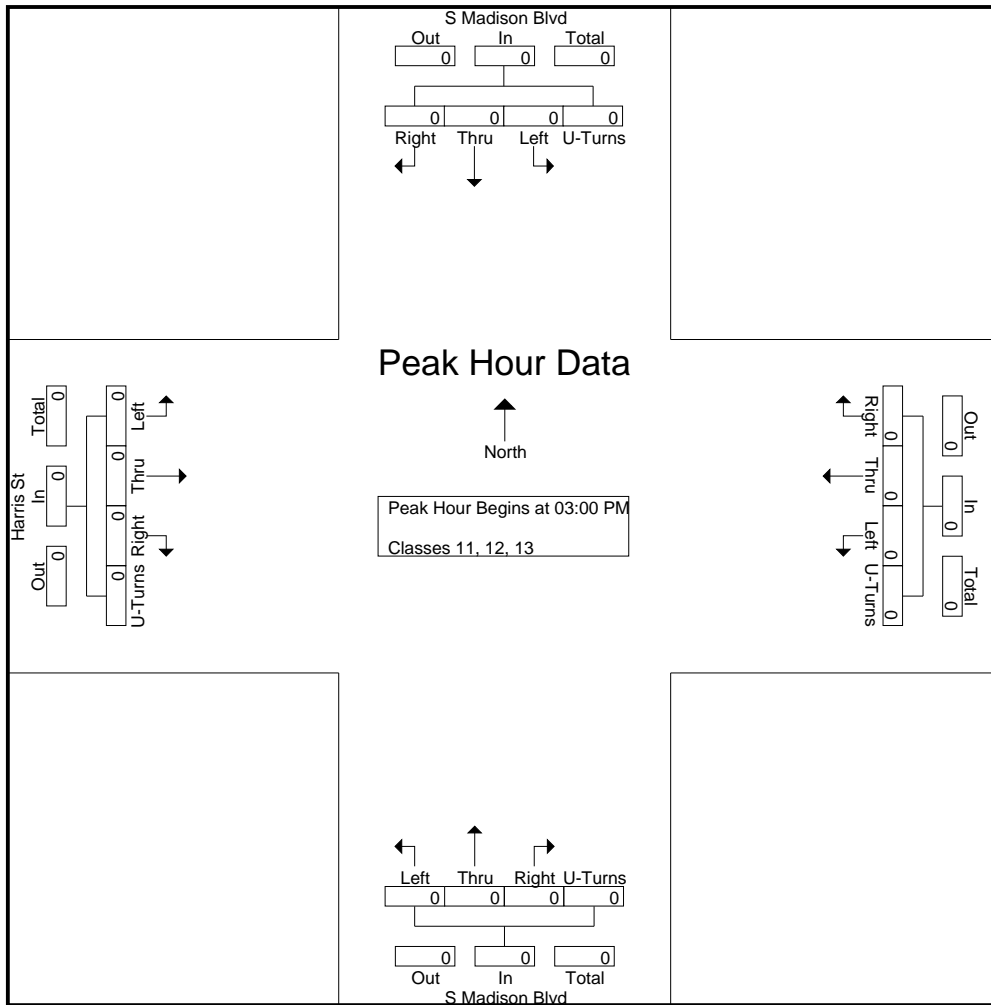
Quality Counts, LLC

920 Blairhill Rd, STE B106
Charlotte, NC 28217

File Name : 14473009 - S Madison Blvd & Harris St
Site Code : 14473009
Start Date : 8/30/2017
Page No : 7

Start Time	S Madison Blvd Southbound					Westbound					S Madison Blvd Northbound					Harris St Eastbound					Int. Total
	Right	Thru	Left	U-Turns	App. Total	Right	Thru	Left	U-Turns	App. Total	Right	Thru	Left	U-Turns	App. Total	Right	Thru	Left	U-Turns	App. Total	
03:00 PM	0	0	0	0	0	0	0	0	0	0	0	0	0	0	0	0	0	0	0	0	0
03:15 PM	0	0	0	0	0	0	0	0	0	0	0	0	0	0	0	0	0	0	0	0	0
03:30 PM	0	0	0	0	0	0	0	0	0	0	0	0	0	0	0	0	0	0	0	0	0
03:45 PM	0	0	0	0	0	0	0	0	0	0	0	0	0	0	0	0	0	0	0	0	0
Total Volume	0	0	0	0	0	0	0	0	0	0	0	0	0	0	0	0	0	0	0	0	0
% App. Total	0	0	0	0	0	0	0	0	0	0	0	0	0	0	0	0	0	0	0	0	0
PHF	.000	.000	.000	.000	.000	.000	.000	.000	.000	.000	.000	.000	.000	.000	.000	.000	.000	.000	.000	.000	.000

Peak Hour Analysis From 03:00 PM to 06:45 PM - Peak 1 of 1
Peak Hour for Entire Intersection Begins at 03:00 PM



Quality Counts, LLC

920 Blairhill Rd, STE B106
Charlotte, NC 28217

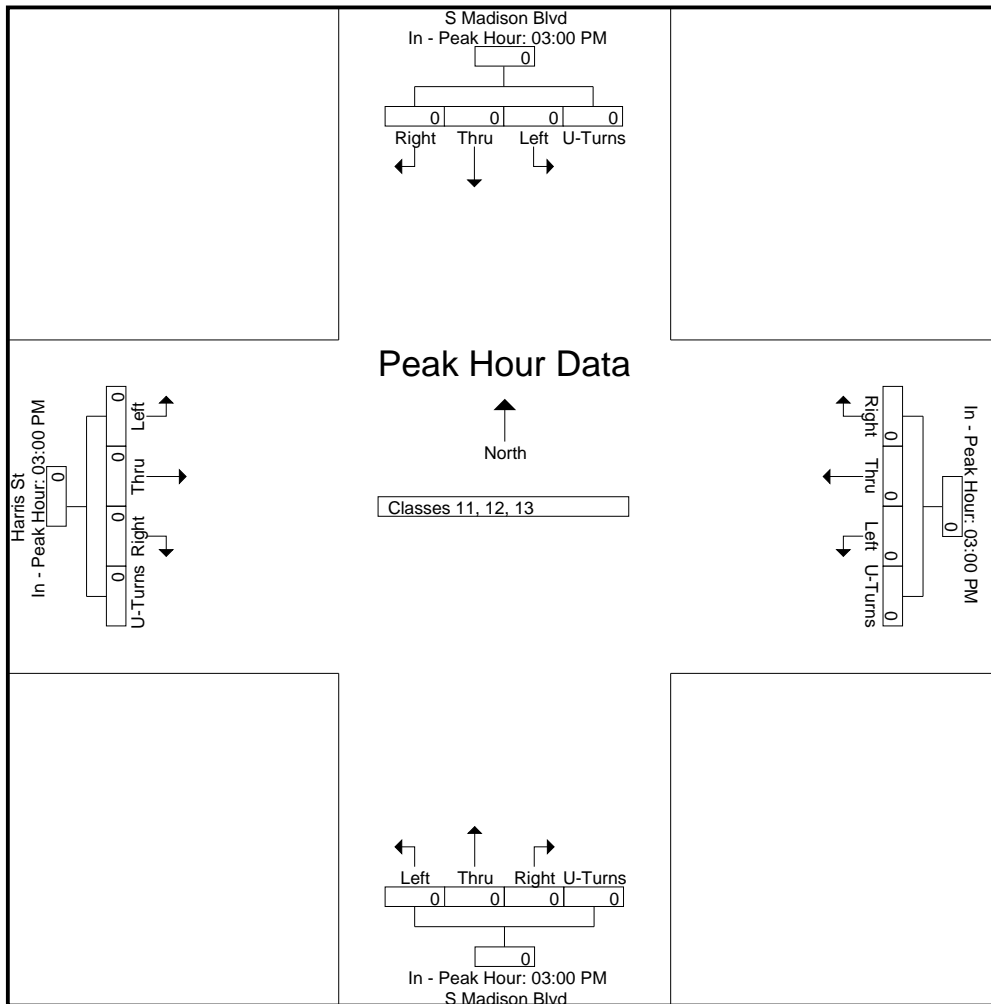
File Name : 14473009 - S Madison Blvd & Harris St
Site Code : 14473009
Start Date : 8/30/2017
Page No : 8

Start Time	S Madison Blvd Southbound					Westbound					S Madison Blvd Northbound					Harris St Eastbound					Int. Total
	Right	Thru	Left	U-Turns	App. Total	Right	Thru	Left	U-Turns	App. Total	Right	Thru	Left	U-Turns	App. Total	Right	Thru	Left	U-Turns	App. Total	

Peak Hour Analysis From 03:00 PM to 06:45 PM - Peak 1 of 1

Peak Hour for Each Approach Begins at:

	03:00 PM					03:00 PM					03:00 PM					03:00 PM									
+0 mins.	0	0	0	0	0	0	0	0	0	0	0	0	0	0	0	0	0	0	0	0	0	0	0	0	0
+15 mins.	0	0	0	0	0	0	0	0	0	0	0	0	0	0	0	0	0	0	0	0	0	0	0	0	0
+30 mins.	0	0	0	0	0	0	0	0	0	0	0	0	0	0	0	0	0	0	0	0	0	0	0	0	0
+45 mins.	0	0	0	0	0	0	0	0	0	0	0	0	0	0	0	0	0	0	0	0	0	0	0	0	0
Total Volume	0	0	0	0	0	0	0	0	0	0	0	0	0	0	0	0	0	0	0	0	0	0	0	0	0
% App. Total	0	0	0	0	0	0	0	0	0	0	0	0	0	0	0	0	0	0	0	0	0	0	0	0	0
PHF	.000	.000	.000	.000	.000	.000	.000	.000	.000	.000	.000	.000	.000	.000	.000	.000	.000	.000	.000	.000	.000	.000	.000	.000	.000



Quality Counts, LLC

920 Blairhill Rd, STE B106
Charlotte, NC 28217

File Name : 14473009 - S Madison Blvd & Harris St

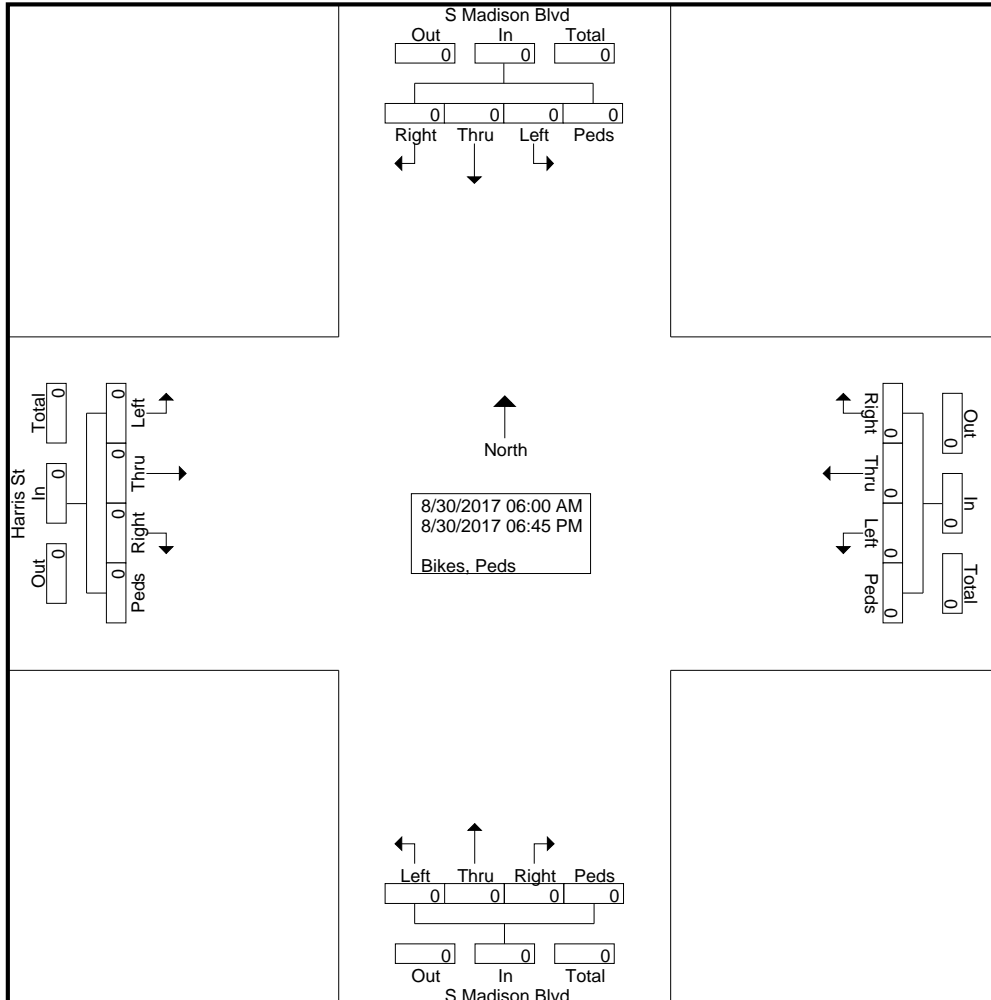
Site Code : 14473009

Start Date : 8/30/2017

Page No : 2

Groups Printed- Bikes, Peds

Start Time	S Madison Blvd Southbound					Westbound					S Madison Blvd Northbound					Harris St Eastbound					Int. Total	
	Right	Thru	Left	Peds	App. Total	Right	Thru	Left	Peds	App. Total	Right	Thru	Left	Peds	App. Total	Right	Thru	Left	Peds	App. Total		
04:00 PM	0	0	0	0	0	0	0	0	0	0	0	0	0	0	0	0	0	0	0	0	0	0
04:15 PM	0	0	0	0	0	0	0	0	0	0	0	0	0	0	0	0	0	0	0	0	0	0
04:30 PM	0	0	0	0	0	0	0	0	0	0	0	0	0	0	0	0	0	0	0	0	0	0
04:45 PM	0	0	0	0	0	0	0	0	0	0	0	0	0	0	0	0	0	0	0	0	0	0
Total	0	0	0	0	0	0	0	0	0	0	0	0	0	0	0	0	0	0	0	0	0	0
05:00 PM	0	0	0	0	0	0	0	0	0	0	0	0	0	0	0	0	0	0	0	0	0	0
05:15 PM	0	0	0	0	0	0	0	0	0	0	0	0	0	0	0	0	0	0	0	0	0	0
05:30 PM	0	0	0	0	0	0	0	0	0	0	0	0	0	0	0	0	0	0	0	0	0	0
05:45 PM	0	0	0	0	0	0	0	0	0	0	0	0	0	0	0	0	0	0	0	0	0	0
Total	0	0	0	0	0	0	0	0	0	0	0	0	0	0	0	0	0	0	0	0	0	0
06:00 PM	0	0	0	0	0	0	0	0	0	0	0	0	0	0	0	0	0	0	0	0	0	0
06:15 PM	0	0	0	0	0	0	0	0	0	0	0	0	0	0	0	0	0	0	0	0	0	0
06:30 PM	0	0	0	0	0	0	0	0	0	0	0	0	0	0	0	0	0	0	0	0	0	0
06:45 PM	0	0	0	0	0	0	0	0	0	0	0	0	0	0	0	0	0	0	0	0	0	0
Total	0	0	0	0	0	0	0	0	0	0	0	0	0	0	0	0	0	0	0	0	0	0
Grand Total	0	0	0	0	0	0	0	0	0	0	0	0	0	0	0	0	0	0	0	0	0	0
Apprch %	0	0	0	0		0	0	0	0		0	0	0	0		0	0	0	0			
Total %																						

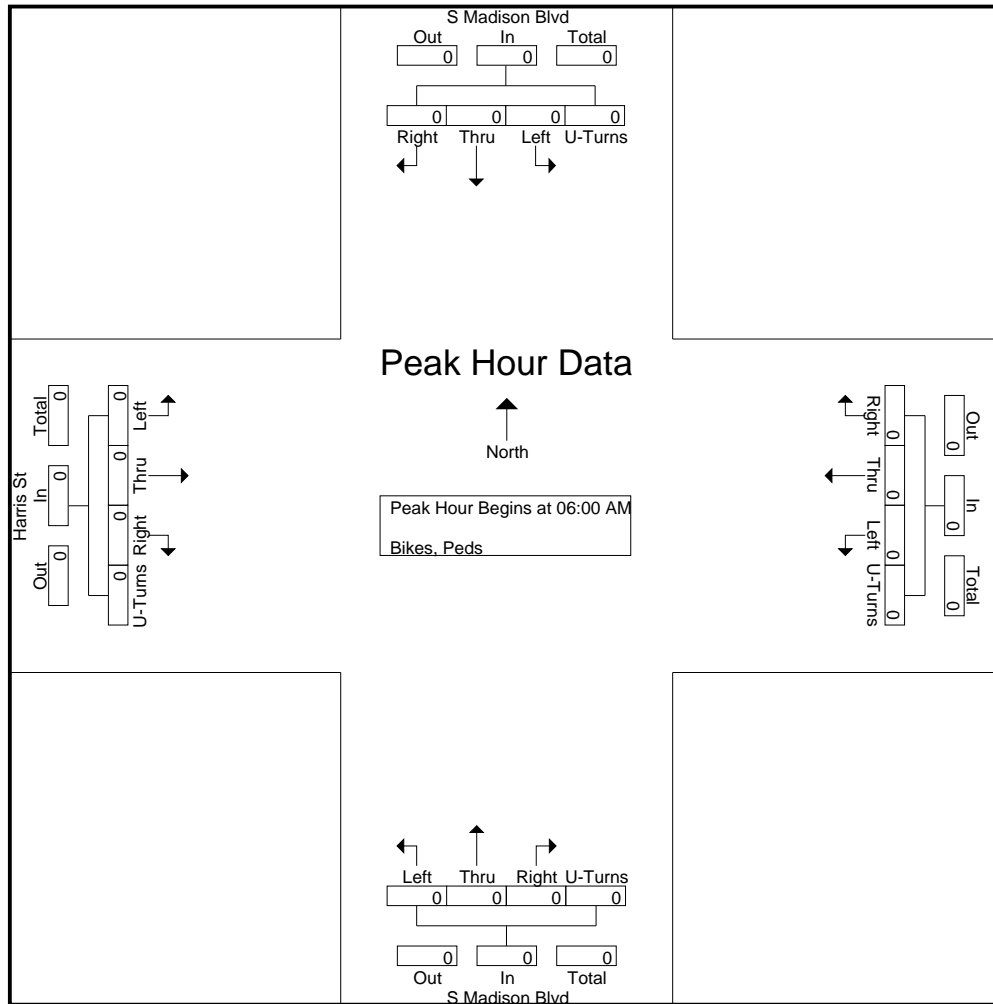


Quality Counts, LLC

920 Blairhill Rd, STE B106
Charlotte, NC 28217

File Name : 14473009 - S Madison Blvd & Harris St
Site Code : 14473009
Start Date : 8/30/2017
Page No : 3

Start Time	S Madison Blvd Southbound					Westbound					S Madison Blvd Northbound					Harris St Eastbound					Int. Total
	Right	Thru	Left	Peds	App. Total	Right	Thru	Left	Peds	App. Total	Right	Thru	Left	Peds	App. Total	Right	Thru	Left	Peds	App. Total	
Peak Hour Analysis From 06:00 AM to 09:45 AM - Peak 1 of 1																					
Peak Hour for Entire Intersection Begins at 06:00 AM																					
06:00 AM	0	0	0	0	0	0	0	0	0	0	0	0	0	0	0	0	0	0	0	0	0
06:15 AM	0	0	0	0	0	0	0	0	0	0	0	0	0	0	0	0	0	0	0	0	0
06:30 AM	0	0	0	0	0	0	0	0	0	0	0	0	0	0	0	0	0	0	0	0	0
06:45 AM	0	0	0	0	0	0	0	0	0	0	0	0	0	0	0	0	0	0	0	0	0
Total Volume	0	0	0	0	0	0	0	0	0	0	0	0	0	0	0	0	0	0	0	0	0
% App. Total	0	0	0	0	0	0	0	0	0	0	0	0	0	0	0	0	0	0	0	0	0
PHF	.000	.000	.000	.000	.000	.000	.000	.000	.000	.000	.000	.000	.000	.000	.000	.000	.000	.000	.000	.000	.000

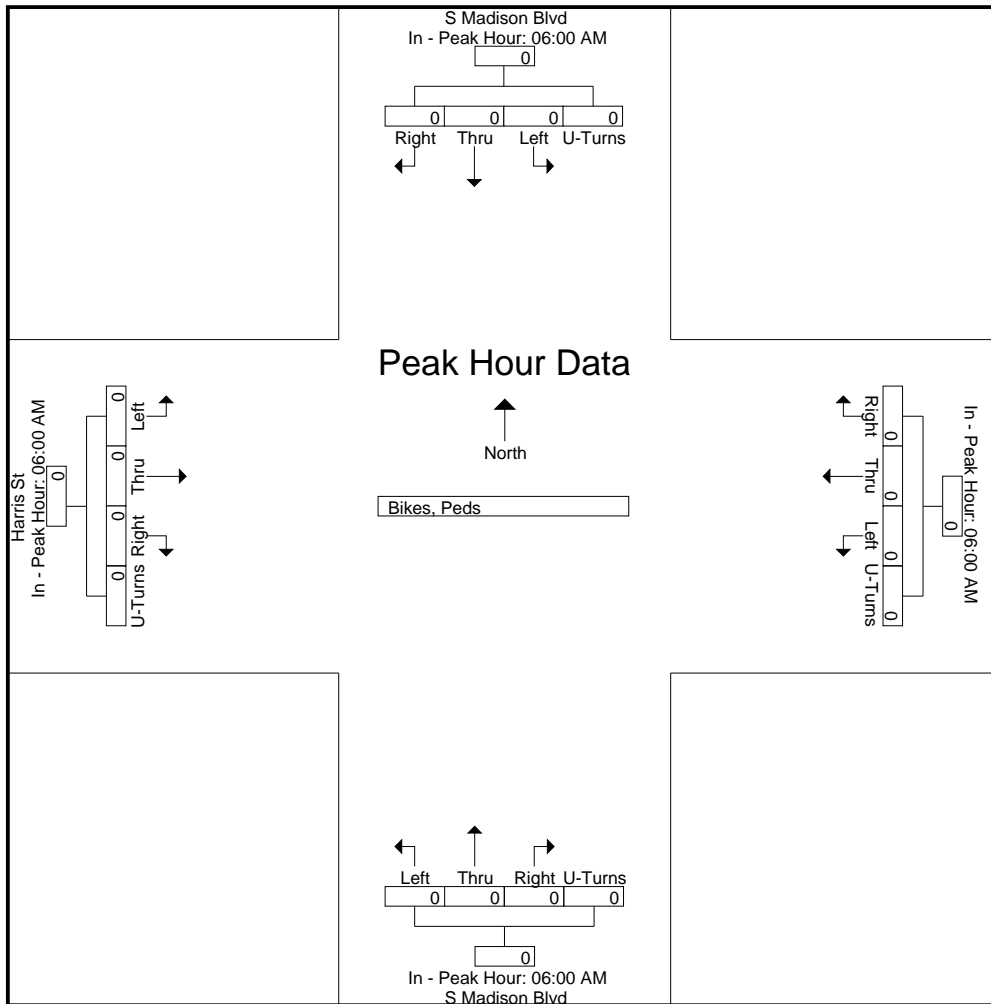


Quality Counts, LLC

920 Blairhill Rd, STE B106
Charlotte, NC 28217

File Name : 14473009 - S Madison Blvd & Harris St
Site Code : 14473009
Start Date : 8/30/2017
Page No : 4

Start Time	S Madison Blvd Southbound					Westbound					S Madison Blvd Northbound					Harris St Eastbound					Int. Total	
	Right	Thru	Left	Peds	App. Total	Right	Thru	Left	Peds	App. Total	Right	Thru	Left	Peds	App. Total	Right	Thru	Left	Peds	App. Total		
Peak Hour Analysis From 06:00 AM to 09:45 AM - Peak 1 of 1																						
Peak Hour for Each Approach Begins at:																						
	06:00 AM					06:00 AM					06:00 AM					06:00 AM						
+0 mins.	0	0	0	0	0	0	0	0	0	0	0	0	0	0	0	0	0	0	0	0	0	0
+15 mins.	0	0	0	0	0	0	0	0	0	0	0	0	0	0	0	0	0	0	0	0	0	0
+30 mins.	0	0	0	0	0	0	0	0	0	0	0	0	0	0	0	0	0	0	0	0	0	0
+45 mins.	0	0	0	0	0	0	0	0	0	0	0	0	0	0	0	0	0	0	0	0	0	0
Total Volume	0	0	0	0	0	0	0	0	0	0	0	0	0	0	0	0	0	0	0	0	0	0
% App. Total	0	0	0	0	0	0	0	0	0	0	0	0	0	0	0	0	0	0	0	0	0	0
PHF	.000	.000	.000	.000	.000	.000	.000	.000	.000	.000	.000	.000	.000	.000	.000	.000	.000	.000	.000	.000	.000	.000

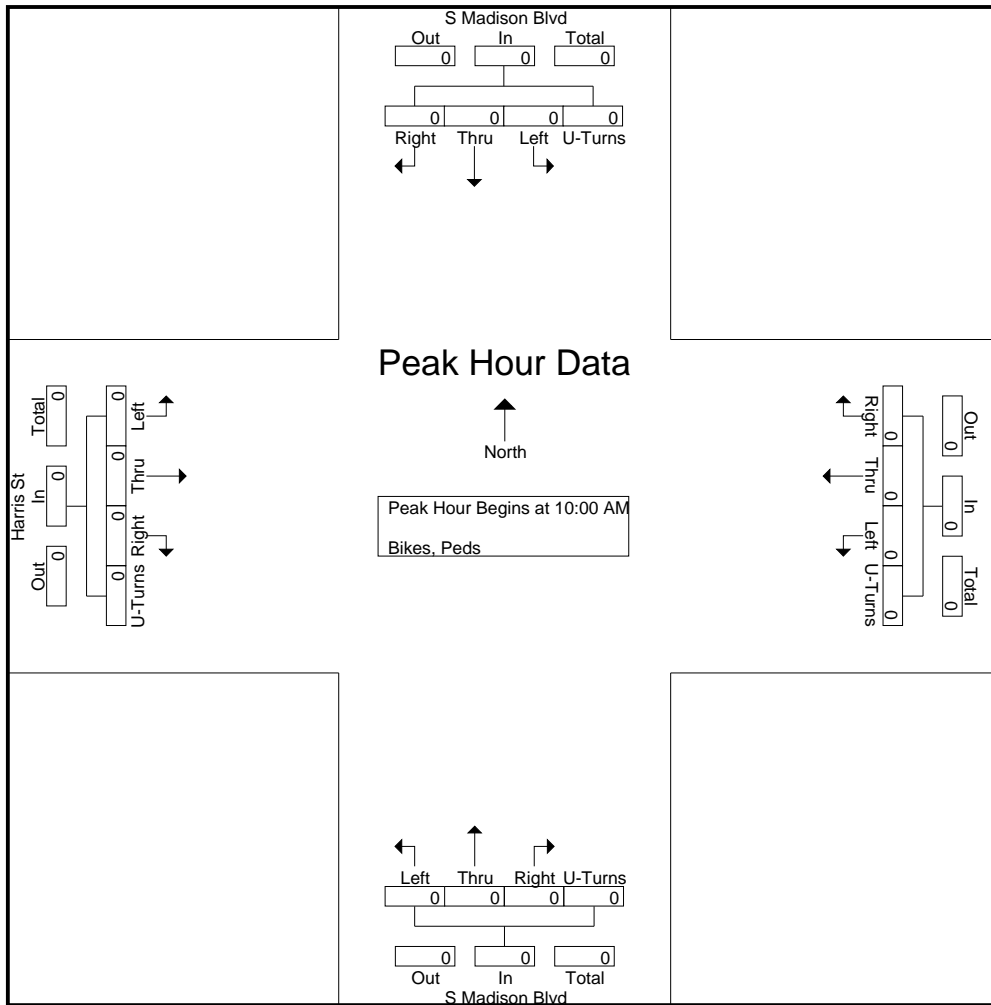


Quality Counts, LLC

920 Blairhill Rd, STE B106
Charlotte, NC 28217

File Name : 14473009 - S Madison Blvd & Harris St
Site Code : 14473009
Start Date : 8/30/2017
Page No : 5

Start Time	S Madison Blvd Southbound					Westbound					S Madison Blvd Northbound					Harris St Eastbound					Int. Total
	Rig ht	Thr u	Left	Ped s	App. Total	Rig ht	Thr u	Left	Ped s	App. Total	Right	Thr u	Left	Peds	App. Total	Right	Thr u	Left	Peds	App. Total	
Peak Hour Analysis From 10:00 AM to 02:45 PM - Peak 1 of 1																					
Peak Hour for Entire Intersection Begins at 10:00 AM																					
10:00 AM	0	0	0	0	0	0	0	0	0	0	0	0	0	0	0	0	0	0	0	0	0
10:15 AM	0	0	0	0	0	0	0	0	0	0	0	0	0	0	0	0	0	0	0	0	0
10:30 AM	0	0	0	0	0	0	0	0	0	0	0	0	0	0	0	0	0	0	0	0	0
10:45 AM	0	0	0	0	0	0	0	0	0	0	0	0	0	0	0	0	0	0	0	0	0
Total Volume	0	0	0	0	0	0	0	0	0	0	0	0	0	0	0	0	0	0	0	0	0
% App. Total	0	0	0	0	0	0	0	0	0	0	0	0	0	0	0	0	0	0	0	0	0
PHF	.000	.000	.000	.000	.000	.000	.000	.000	.000	.000	.000	.000	.000	.000	.000	.000	.000	.000	.000	.000	.000



Quality Counts, LLC

920 Blairhill Rd, STE B106
Charlotte, NC 28217

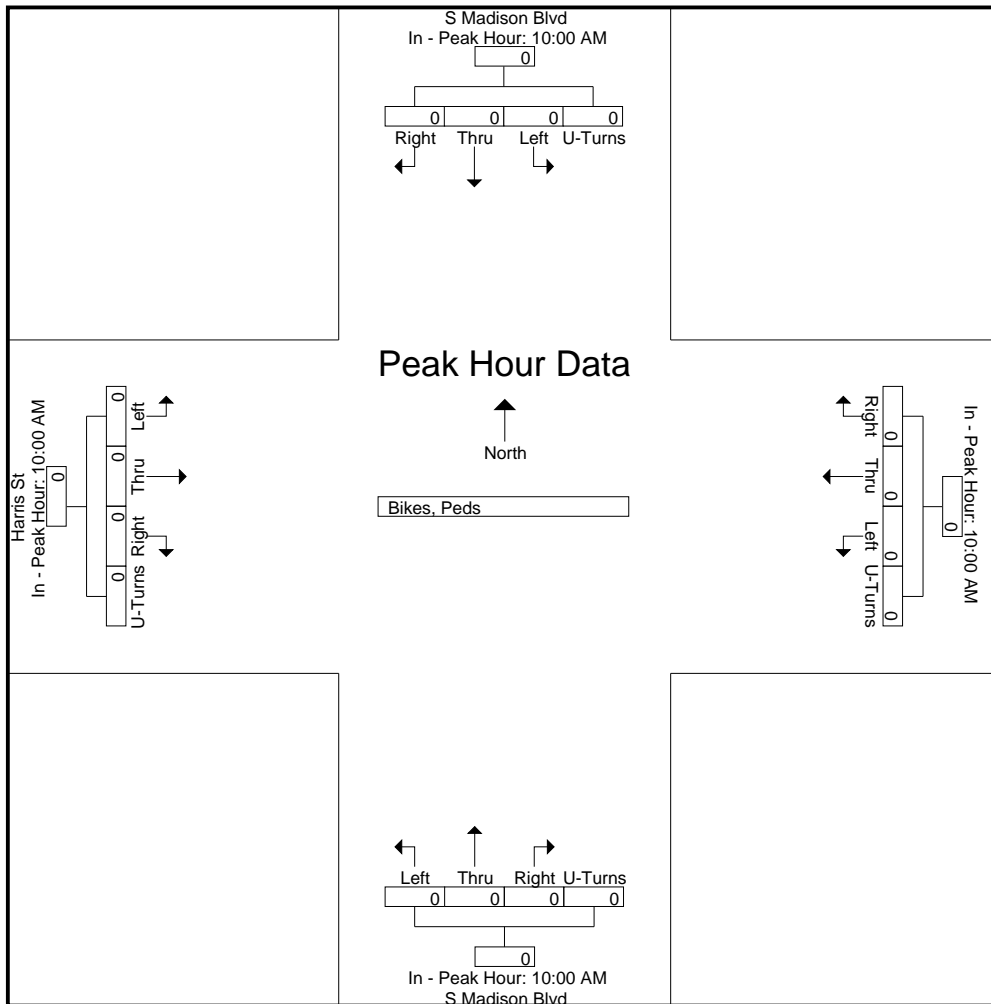
File Name : 14473009 - S Madison Blvd & Harris St
Site Code : 14473009
Start Date : 8/30/2017
Page No : 6

Start Time	S Madison Blvd Southbound					Westbound					S Madison Blvd Northbound					Harris St Eastbound					Int. Total
	Rig ht	Thr u	Left	Ped s	App. Total	Rig ht	Thr u	Left	Ped s	App. Total	Right	Thr u	Left	Peds	App. Total	Right	Thr u	Left	Peds	App. Total	

Peak Hour Analysis From 10:00 AM to 02:45 PM - Peak 1 of 1

Peak Hour for Each Approach Begins at:

	10:00 AM					10:00 AM					10:00 AM					10:00 AM									
+0 mins.	0	0	0	0	0	0	0	0	0	0	0	0	0	0	0	0	0	0	0	0	0	0	0	0	0
+15 mins.	0	0	0	0	0	0	0	0	0	0	0	0	0	0	0	0	0	0	0	0	0	0	0	0	0
+30 mins.	0	0	0	0	0	0	0	0	0	0	0	0	0	0	0	0	0	0	0	0	0	0	0	0	0
+45 mins.	0	0	0	0	0	0	0	0	0	0	0	0	0	0	0	0	0	0	0	0	0	0	0	0	0
Total Volume	0	0	0	0	0	0	0	0	0	0	0	0	0	0	0	0	0	0	0	0	0	0	0	0	0
% App. Total	0	0	0	0	0	0	0	0	0	0	0	0	0	0	0	0	0	0	0	0	0	0	0	0	0
PHF	.000	.000	.000	.000	.000	.000	.000	.000	.000	.000	.000	.000	.000	.000	.000	.000	.000	.000	.000	.000	.000	.000	.000	.000	.000



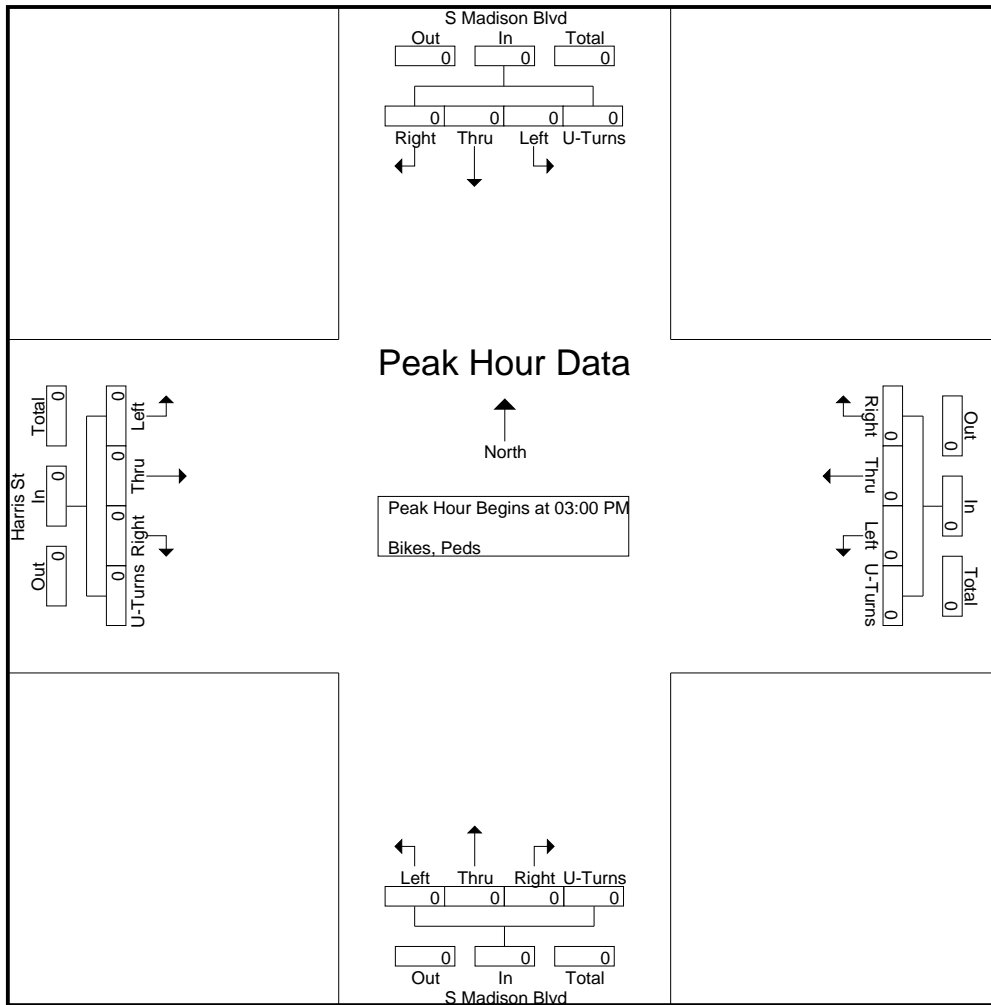
Quality Counts, LLC

920 Blairhill Rd, STE B106
Charlotte, NC 28217

File Name : 14473009 - S Madison Blvd & Harris St
Site Code : 14473009
Start Date : 8/30/2017
Page No : 7

Start Time	S Madison Blvd Southbound					Westbound					S Madison Blvd Northbound					Harris St Eastbound					Int. Total
	Rig ht	Thr u	Left	Ped s	App. Total	Rig ht	Thr u	Left	Ped s	App. Total	Right	Thr u	Left	Peds	App. Total	Right	Thr u	Left	Peds	App. Total	
03:00 PM	0	0	0	0	0	0	0	0	0	0	0	0	0	0	0	0	0	0	0	0	0
03:15 PM	0	0	0	0	0	0	0	0	0	0	0	0	0	0	0	0	0	0	0	0	0
03:30 PM	0	0	0	0	0	0	0	0	0	0	0	0	0	0	0	0	0	0	0	0	0
03:45 PM	0	0	0	0	0	0	0	0	0	0	0	0	0	0	0	0	0	0	0	0	0
Total Volume	0	0	0	0	0	0	0	0	0	0	0	0	0	0	0	0	0	0	0	0	0
% App. Total	0	0	0	0	0	0	0	0	0	0	0	0	0	0	0	0	0	0	0	0	0
PHF	.000	.000	.000	.000	.000	.000	.000	.000	.000	.000	.000	.000	.000	.000	.000	.000	.000	.000	.000	.000	.000

Peak Hour Analysis From 03:00 PM to 06:45 PM - Peak 1 of 1
Peak Hour for Entire Intersection Begins at 03:00 PM



Quality Counts, LLC

920 Blairhill Rd, STE B106
Charlotte, NC 28217

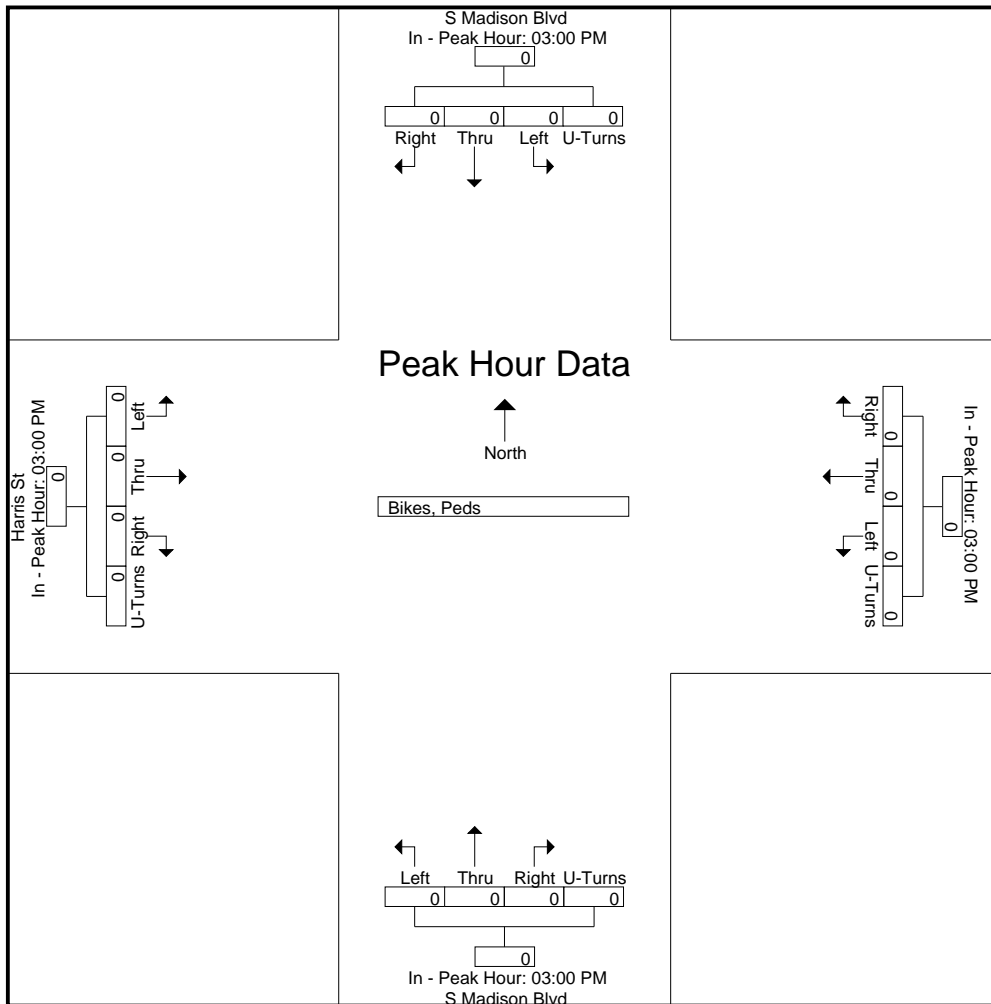
File Name : 14473009 - S Madison Blvd & Harris St
Site Code : 14473009
Start Date : 8/30/2017
Page No : 8

Start Time	S Madison Blvd Southbound					Westbound					S Madison Blvd Northbound					Harris St Eastbound					Int. Total
	Rig ht	Thr u	Left	Ped s	App. Total	Rig ht	Thr u	Left	Ped s	App. Total	Right	Thr u	Left	Peds	App. Total	Right	Thr u	Left	Peds	App. Total	

Peak Hour Analysis From 03:00 PM to 06:45 PM - Peak 1 of 1

Peak Hour for Each Approach Begins at:

	03:00 PM					03:00 PM					03:00 PM					03:00 PM									
+0 mins.	0	0	0	0	0	0	0	0	0	0	0	0	0	0	0	0	0	0	0	0	0	0	0	0	0
+15 mins.	0	0	0	0	0	0	0	0	0	0	0	0	0	0	0	0	0	0	0	0	0	0	0	0	0
+30 mins.	0	0	0	0	0	0	0	0	0	0	0	0	0	0	0	0	0	0	0	0	0	0	0	0	0
+45 mins.	0	0	0	0	0	0	0	0	0	0	0	0	0	0	0	0	0	0	0	0	0	0	0	0	0
Total Volume	0	0	0	0	0	0	0	0	0	0	0	0	0	0	0	0	0	0	0	0	0	0	0	0	0
% App. Total	0	0	0	0	0	0	0	0	0	0	0	0	0	0	0	0	0	0	0	0	0	0	0	0	0
PHF	.000	.000	.000	.000	.000	.000	.000	.000	.000	.000	.000	.000	.000	.000	.000	.000	.000	.000	.000	.000	.000	.000	.000	.000	.000



Quality Counts, LLC

920 Blairhill Rd, STE B106
Charlotte, NC 28217

File Name : 14473010 - S Madison Blvd & W Barden St

Site Code : 14473010

Start Date : 8/30/2017

Page No : 1

Groups Printed- Classes 1, 2, 3 - Classes 4, 5, 6, 7 - Classes 8, 9, 10 - Classes 11, 12, 13 - Bikes, Peds

Start Time	S Madison Blvd Southbound					W Barden St Westbound					S Madison Blvd Northbound					W Barden St Eastbound					Int. Total
	Right	Thru	Left	Peds	App. Total	Right	Thru	Left	Peds	App. Total	Right	Thru	Left	Peds	App. Total	Right	Thru	Left	Peds	App. Total	
06:00 AM	1	128	0	0	129	1	0	0	0	1	0	43	0	0	43	3	0	0	0	3	176
06:15 AM	0	153	0	0	153	0	0	0	0	0	0	56	1	0	57	2	1	3	0	6	216
06:30 AM	2	139	2	0	143	3	1	3	0	7	0	88	1	0	89	5	2	1	1	9	248
06:45 AM	0	157	1	0	158	0	2	0	0	2	1	137	1	0	139	1	1	2	0	4	303
Total	3	577	3	0	583	4	3	3	0	10	1	324	3	0	328	11	4	6	1	22	943
07:00 AM	3	156	4	0	163	1	1	1	0	3	1	140	4	0	145	8	2	2	0	12	323
07:15 AM	1	166	6	0	173	0	2	1	0	3	0	194	2	0	196	2	15	1	0	18	390
07:30 AM	9	176	0	0	185	4	4	4	0	12	0	303	3	0	306	5	6	4	0	15	518
07:45 AM	3	197	5	0	205	3	1	8	0	12	1	267	4	0	272	3	5	7	0	15	504
Total	16	695	15	0	726	8	8	14	0	30	2	904	13	0	919	18	28	14	0	60	1735
08:00 AM	2	187	10	0	199	5	5	2	0	12	2	219	1	0	222	2	2	7	0	11	444
08:15 AM	3	171	5	0	179	1	1	2	0	4	3	169	1	0	173	0	2	2	0	4	360
08:30 AM	5	130	3	0	138	3	3	1	0	7	2	176	1	0	179	6	2	8	0	16	340
08:45 AM	3	162	5	0	170	8	2	1	0	11	5	159	1	0	165	3	9	4	0	16	362
Total	13	650	23	0	686	17	11	6	0	34	12	723	4	0	739	11	15	21	0	47	1506
09:00 AM	3	137	1	0	141	2	3	2	0	7	2	165	1	0	168	0	3	4	0	7	323
09:15 AM	3	142	3	0	148	11	4	8	0	23	0	175	1	0	176	2	4	7	0	13	360
09:30 AM	4	146	8	0	158	10	4	9	0	23	0	147	3	0	150	5	3	3	0	11	342
09:45 AM	6	156	6	0	168	8	6	8	0	22	1	177	3	0	181	1	4	4	0	9	380
Total	16	581	18	0	615	31	17	27	0	75	3	664	8	0	675	8	14	18	0	40	1405
10:00 AM	4	173	8	0	185	6	6	4	0	16	1	154	1	0	156	7	5	3	0	15	372
10:15 AM	3	167	6	0	176	5	3	3	0	11	2	143	1	0	146	2	5	2	0	9	342
10:30 AM	6	155	7	0	168	13	5	4	0	22	1	159	1	0	161	2	11	4	0	17	368
10:45 AM	2	157	6	0	165	7	6	6	0	19	4	166	5	0	175	1	3	2	0	6	365
Total	15	652	27	0	694	31	20	17	0	68	8	622	8	0	638	12	24	11	0	47	1447
11:00 AM	4	194	4	0	202	5	2	5	0	12	1	154	1	0	156	4	5	4	0	13	383
11:15 AM	4	194	9	0	207	9	6	4	0	19	0	198	3	0	201	4	0	4	0	8	435
11:30 AM	4	196	6	0	206	6	4	10	0	20	3	156	7	0	166	2	7	6	0	15	407
11:45 AM	5	180	5	0	190	8	7	7	0	22	1	203	1	0	205	3	2	3	0	8	425
Total	17	764	24	0	805	28	19	26	0	73	5	711	12	0	728	13	14	17	0	44	1650
12:00 PM	5	187	11	0	203	12	3	16	0	31	1	192	4	0	197	5	4	4	0	13	444
12:15 PM	8	221	10	0	239	14	5	7	0	26	1	175	4	0	180	2	4	6	0	12	457
12:30 PM	6	226	4	0	236	8	3	7	0	18	4	191	2	0	197	1	7	6	0	14	465
12:45 PM	6	179	14	0	199	12	3	8	0	23	3	195	4	0	202	6	8	9	0	23	447
Total	25	813	39	0	877	46	14	38	0	98	9	753	14	0	776	14	23	25	0	62	1813
01:00 PM	5	182	7	0	194	8	7	13	0	28	2	181	4	0	187	3	6	5	0	14	423
01:15 PM	6	212	10	0	228	6	5	11	0	22	2	204	6	0	212	3	3	5	0	11	473
01:30 PM	4	171	9	0	184	9	2	3	0	14	2	181	2	0	185	3	3	3	0	9	392
01:45 PM	3	212	8	0	223	10	1	7	0	18	1	175	3	0	179	1	3	2	0	6	426
Total	18	777	34	0	829	33	15	34	0	82	7	741	15	0	763	10	15	15	0	40	1714
02:00 PM	10	195	4	0	209	10	7	6	0	23	2	180	0	0	182	2	5	3	0	10	424
02:15 PM	3	182	6	0	191	8	3	11	0	22	4	168	3	0	175	1	5	2	0	8	396
02:30 PM	2	184	4	0	190	9	13	5	0	27	1	195	3	0	199	7	7	0	0	14	430
02:45 PM	6	213	3	0	222	13	5	6	0	24	3	205	3	0	211	5	5	5	0	15	472
Total	21	774	17	0	812	40	28	28	0	96	10	748	9	0	767	15	22	10	0	47	1722
03:00 PM	7	269	6	0	282	9	9	5	0	23	1	220	6	0	227	1	4	2	0	7	539
03:15 PM	3	258	6	0	267	11	7	7	0	25	0	191	4	0	195	4	7	2	0	13	500
03:30 PM	4	247	12	0	263	5	15	7	0	27	2	222	5	0	229	6	4	6	0	16	535
03:45 PM	4	212	7	0	223	9	12	19	0	40	3	197	1	0	201	8	9	6	0	23	487
Total	18	986	31	0	1035	34	43	38	0	115	6	830	16	0	852	19	24	16	0	59	2061

Quality Counts, LLC

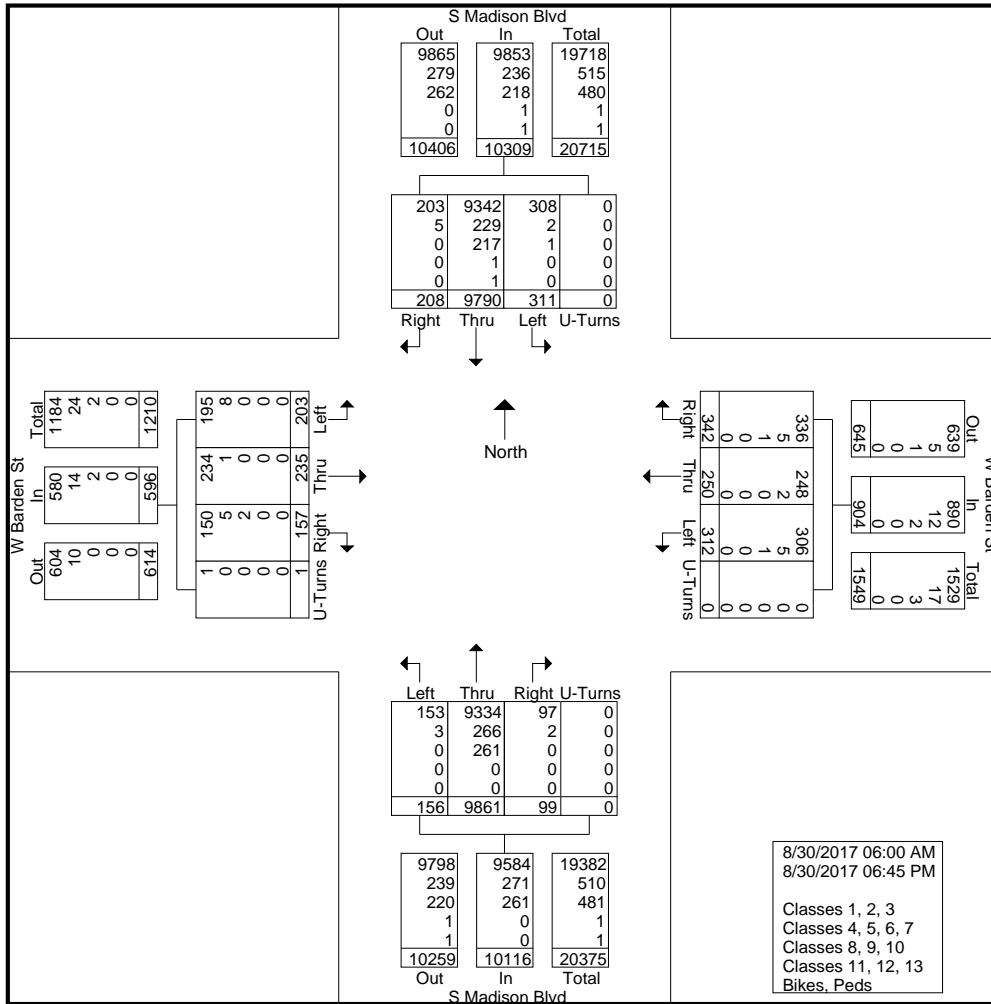
920 Blairhill Rd, STE B106
Charlotte, NC 28217

File Name : 14473010 - S Madison Blvd & W Barden St

Site Code : 14473010

Start Date : 8/30/2017

Page No : 3

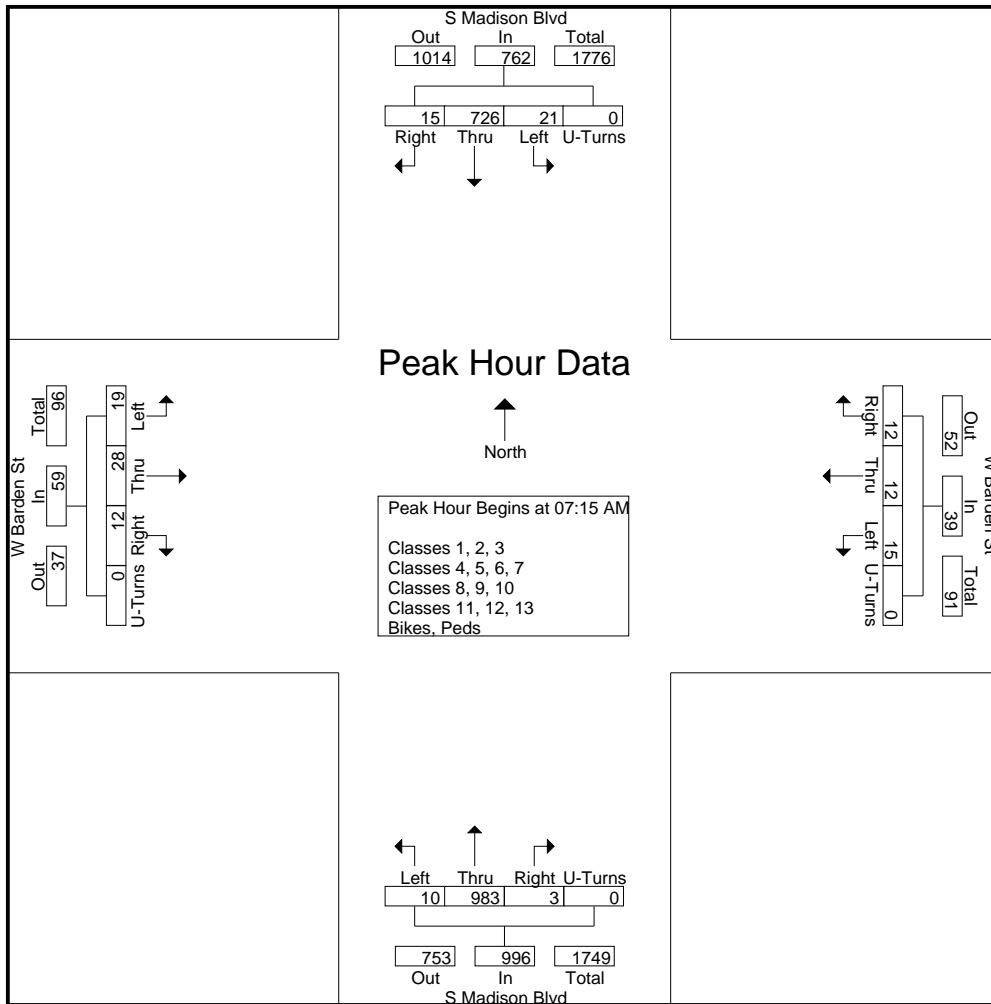


Quality Counts, LLC

920 Blairhill Rd, STE B106
Charlotte, NC 28217

File Name : 14473010 - S Madison Blvd & W Barden St
Site Code : 14473010
Start Date : 8/30/2017
Page No : 4

Start Time	S Madison Blvd Southbound					W Barden St Westbound					S Madison Blvd Northbound					W Barden St Eastbound					Int. Total
	Right	Thru	Left	Peds	App. Total	Right	Thru	Left	Peds	App. Total	Right	Thru	Left	Peds	App. Total	Right	Thru	Left	Peds	App. Total	
Peak Hour Analysis From 06:00 AM to 09:45 AM - Peak 1 of 1																					
Peak Hour for Entire Intersection Begins at 07:15 AM																					
07:15 AM	1	166	6	0	173	0	2	1	0	3	0	194	2	0	196	2	15	1	0	18	390
07:30 AM	9	176	0	0	185	4	4	4	0	12	0	303	3	0	306	5	6	4	0	15	518
07:45 AM	3	197	5	0	205	3	1	8	0	12	1	267	4	0	272	3	5	7	0	15	504
08:00 AM	2	187	10	0	199	5	5	2	0	12	2	219	1	0	222	2	2	7	0	11	444
Total Volume	15	726	21	0	762	12	12	15	0	39	3	983	10	0	996	12	28	19	0	59	1856
% App. Total	2	95.3	2.8	0		30.8	30.8	38.5	0		0.3	98.7	1	0		20.3	47.5	32.2	0		
PHF	.417	.921	.525	.000	.929	.600	.600	.469	.000	.813	.375	.811	.625	.000	.814	.600	.467	.679	.000	.819	.896

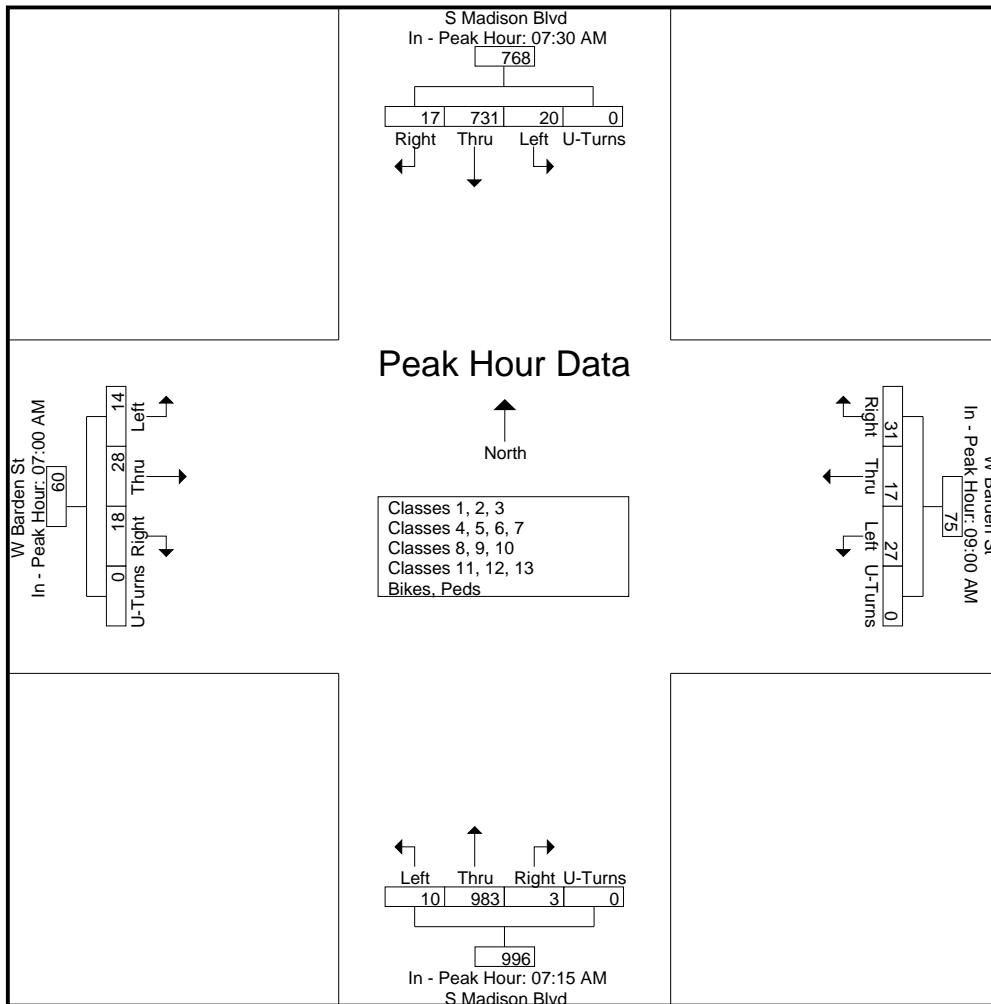


Quality Counts, LLC

920 Blairhill Rd, STE B106
Charlotte, NC 28217

File Name : 14473010 - S Madison Blvd & W Barden St
Site Code : 14473010
Start Date : 8/30/2017
Page No : 5

Start Time	S Madison Blvd Southbound					W Barden St Westbound					S Madison Blvd Northbound					W Barden St Eastbound					Int. Total
	Right	Thru	Left	Peds	App. Total	Right	Thru	Left	Peds	App. Total	Right	Thru	Left	Peds	App. Total	Right	Thru	Left	Peds	App. Total	
Peak Hour Analysis From 06:00 AM to 09:45 AM - Peak 1 of 1																					
Peak Hour for Each Approach Begins at:																					
	07:30 AM					09:00 AM					07:15 AM					07:00 AM					
+0 mins.	9	176	0	0	185	2	3	2	0	7	0	194	2	0	196	8	2	2	0	12	
+15 mins.	3	197	5	0	205	11	4	8	0	23	0	303	3	0	306	2	15	1	0	18	
+30 mins.	2	187	10	0	199	10	4	9	0	23	1	267	4	0	272	5	6	4	0	15	
+45 mins.	3	171	5	0	179	8	6	8	0	22	2	219	1	0	222	3	5	7	0	15	
Total Volume	17	731	20	0	768	31	17	27	0	75	3	983	10	0	996	18	28	14	0	60	
% App. Total	2.2	95.2	2.6	0		41.3	22.7	36	0		0.3	98.7	1	0		30	46.7	23.3	0		
PHF	.472	.928	.500	.000	.937	.705	.708	.750	.000	.815	.375	.811	.625	.000	.814	.563	.467	.500	.000	.833	

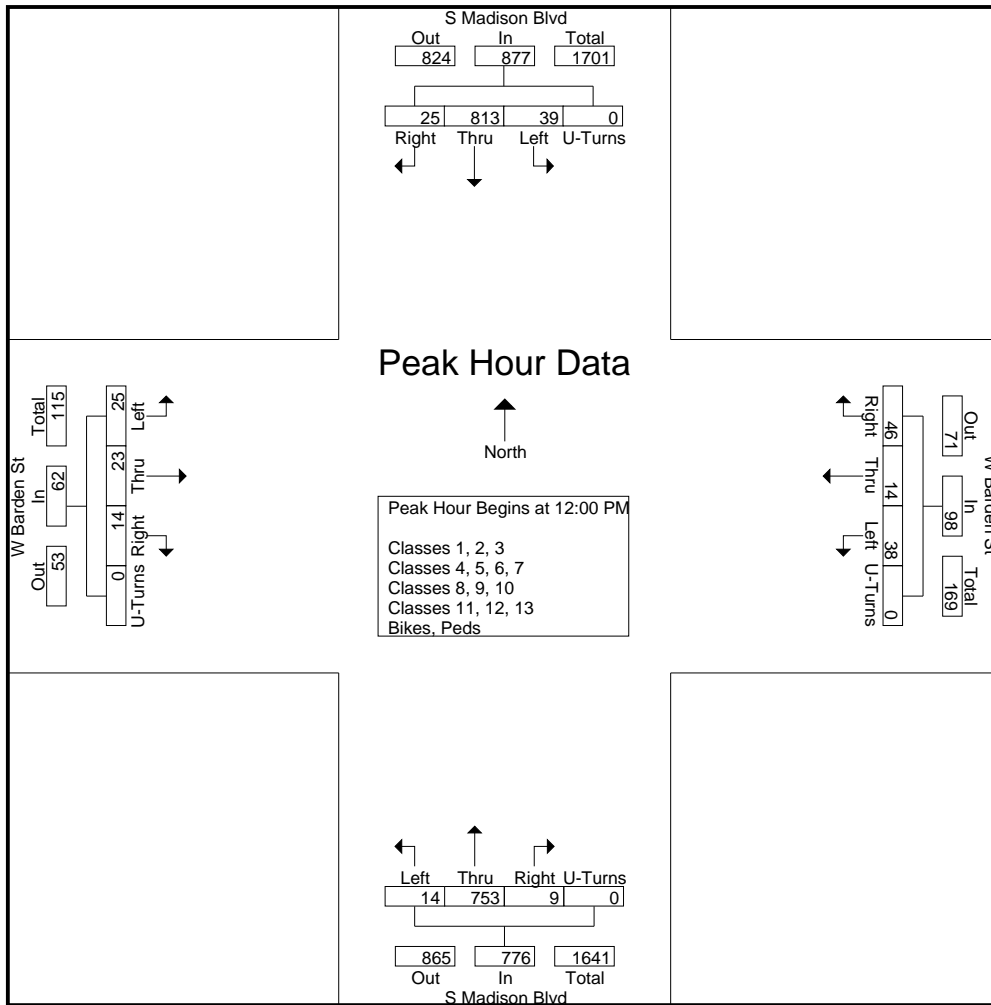


Quality Counts, LLC

920 Blairhill Rd, STE B106
Charlotte, NC 28217

File Name : 14473010 - S Madison Blvd & W Barden St
Site Code : 14473010
Start Date : 8/30/2017
Page No : 6

Start Time	S Madison Blvd Southbound					W Barden St Westbound					S Madison Blvd Northbound					W Barden St Eastbound					Int. Total
	Rig ht	Thr u	Left	Ped s	App. Total	Rig ht	Thr u	Left	Ped s	App. Total	Right	Thr u	Left	Peds	App. Total	Right	Thr u	Left	Peds	App. Total	
Peak Hour Analysis From 10:00 AM to 02:45 PM - Peak 1 of 1																					
Peak Hour for Entire Intersection Begins at 12:00 PM																					
12:00 PM	5	187	11	0	203	12	3	16	0	31	1	192	4	0	197	5	4	4	0	13	444
12:15 PM	8	221	10	0	239	14	5	7	0	26	1	175	4	0	180	2	4	6	0	12	457
12:30 PM	6	226	4	0	236	8	3	7	0	18	4	191	2	0	197	1	7	6	0	14	465
12:45 PM	6	179	14	0	199	12	3	8	0	23	3	195	4	0	202	6	8	9	0	23	447
Total Volume	25	813	39	0	877	46	14	38	0	98	9	753	14	0	776	14	23	25	0	62	1813
% App. Total	2.9	92.7	4.4	0		46.9	14.3	38.8	0		1.2	97	1.8	0		22.6	37.1	40.3	0		
PHF	.781	.899	.696	.000	.917	.821	.700	.594	.000	.790	.563	.965	.875	.000	.960	.583	.719	.694	.000	.674	.975



Quality Counts, LLC

920 Blairhill Rd, STE B106
Charlotte, NC 28217

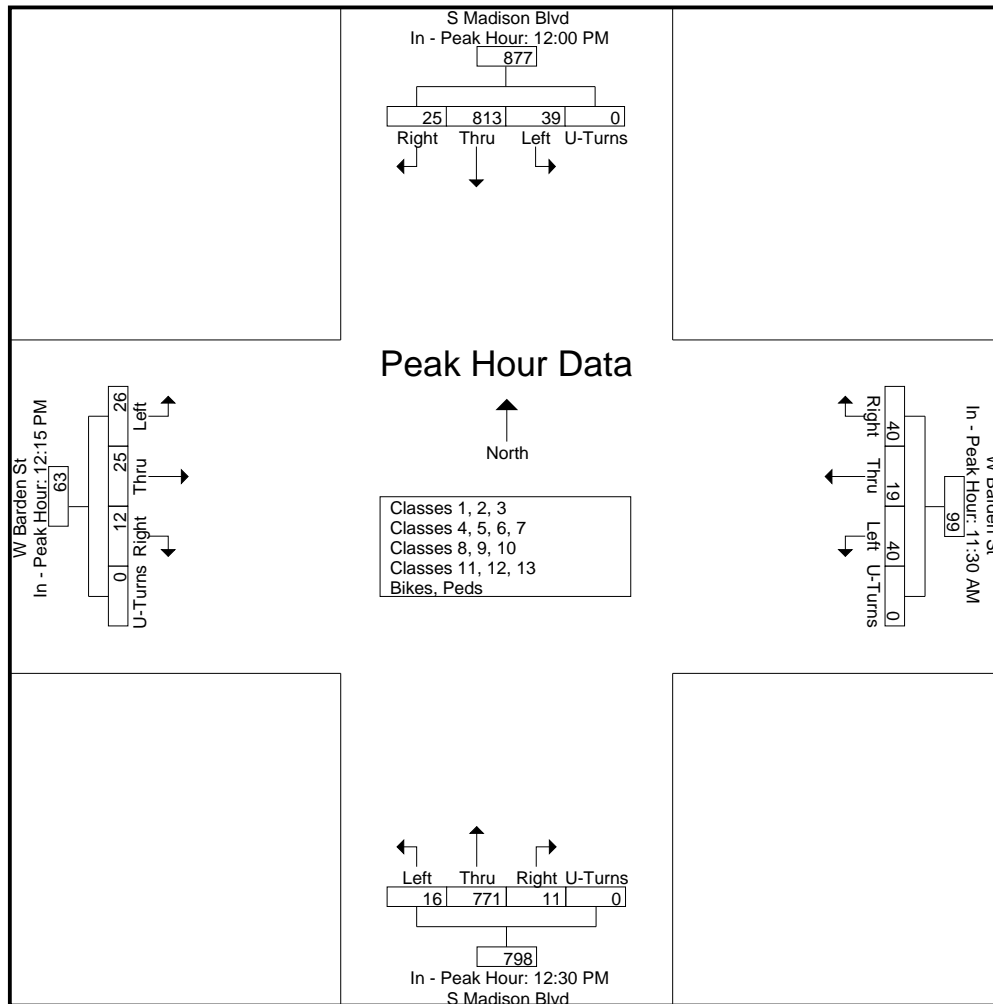
File Name : 14473010 - S Madison Blvd & W Barden St
Site Code : 14473010
Start Date : 8/30/2017
Page No : 7

Start Time	S Madison Blvd Southbound					W Barden St Westbound					S Madison Blvd Northbound					W Barden St Eastbound					Int. Total
	Rig ht	Thr u	Left	Ped s	App. Total	Rig ht	Thr u	Left	Ped s	App. Total	Right	Thr u	Left	Peds	App. Total	Right	Thr u	Left	Peds	App. Total	

Peak Hour Analysis From 10:00 AM to 02:45 PM - Peak 1 of 1

Peak Hour for Each Approach Begins at:

	12:00 PM					11:30 AM					12:30 PM					12:15 PM				
+0 mins.	5	187	11	0	203	6	4	10	0	20	4	191	2	0	197	2	4	6	0	12
+15 mins.	8	221	10	0	239	8	7	7	0	22	3	195	4	0	202	1	7	6	0	14
+30 mins.	6	226	4	0	236	12	3	16	0	31	2	181	4	0	187	6	8	9	0	23
+45 mins.	6	179	14	0	199	14	5	7	0	26	2	204	6	0	212	3	6	5	0	14
Total Volume	25	813	39	0	877	40	19	40	0	99	11	771	16	0	798	12	25	26	0	63
% App. Total	2.9	92.7	4.4	0		40.4	19.2	40.4	0		1.4	96.6	2	0		19	39.7	41.3	0	
PHF	.781	.899	.696	.000	.917	.714	.679	.625	.000	.798	.688	.945	.667	.000	.941	.500	.781	.722	.000	.685

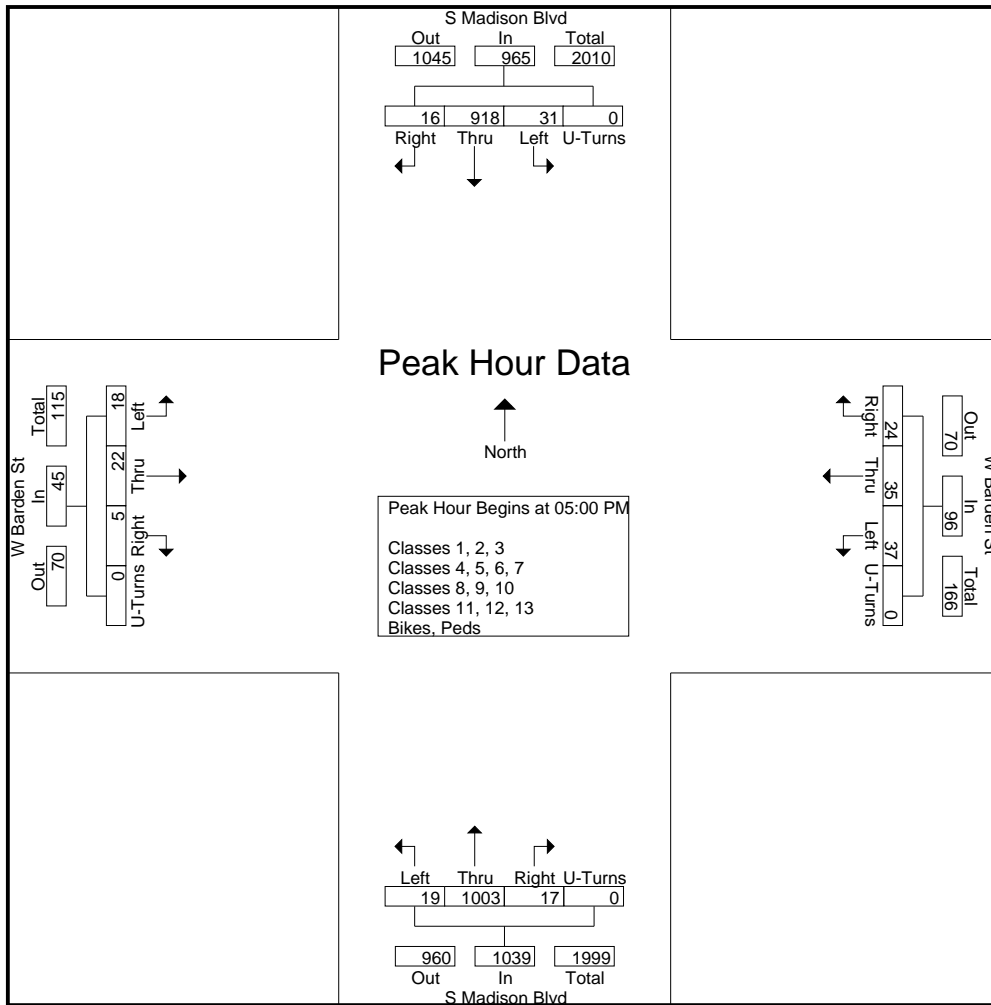


Quality Counts, LLC

920 Blairhill Rd, STE B106
Charlotte, NC 28217

File Name : 14473010 - S Madison Blvd & W Barden St
Site Code : 14473010
Start Date : 8/30/2017
Page No : 8

Start Time	S Madison Blvd Southbound					W Barden St Westbound					S Madison Blvd Northbound					W Barden St Eastbound					Int. Total
	Right	Thru	Left	Peds	App. Total	Right	Thru	Left	Peds	App. Total	Right	Thru	Left	Peds	App. Total	Right	Thru	Left	Peds	App. Total	
Peak Hour Analysis From 03:00 PM to 06:45 PM - Peak 1 of 1																					
Peak Hour for Entire Intersection Begins at 05:00 PM																					
05:00 PM	6	259	6	0	271	6	9	12	0	27	2	243	3	0	248	2	9	6	0	17	563
05:15 PM	6	240	8	0	254	11	11	7	0	29	8	233	5	0	246	1	8	6	0	15	544
05:30 PM	4	200	7	0	211	1	9	8	0	18	3	276	2	0	281	0	3	3	0	6	516
05:45 PM	0	219	10	0	229	6	6	10	0	22	4	251	9	0	264	2	2	3	0	7	522
Total Volume	16	918	31	0	965	24	35	37	0	96	17	1003	19	0	1039	5	22	18	0	45	2145
% App. Total	1.7	95.1	3.2	0		25	36.5	38.5	0		1.6	96.5	1.8	0		11.1	48.9	40	0		
PHF	.667	.886	.775	.000	.890	.545	.795	.771	.000	.828	.531	.909	.528	.000	.924	.625	.611	.750	.000	.662	.952



Quality Counts, LLC

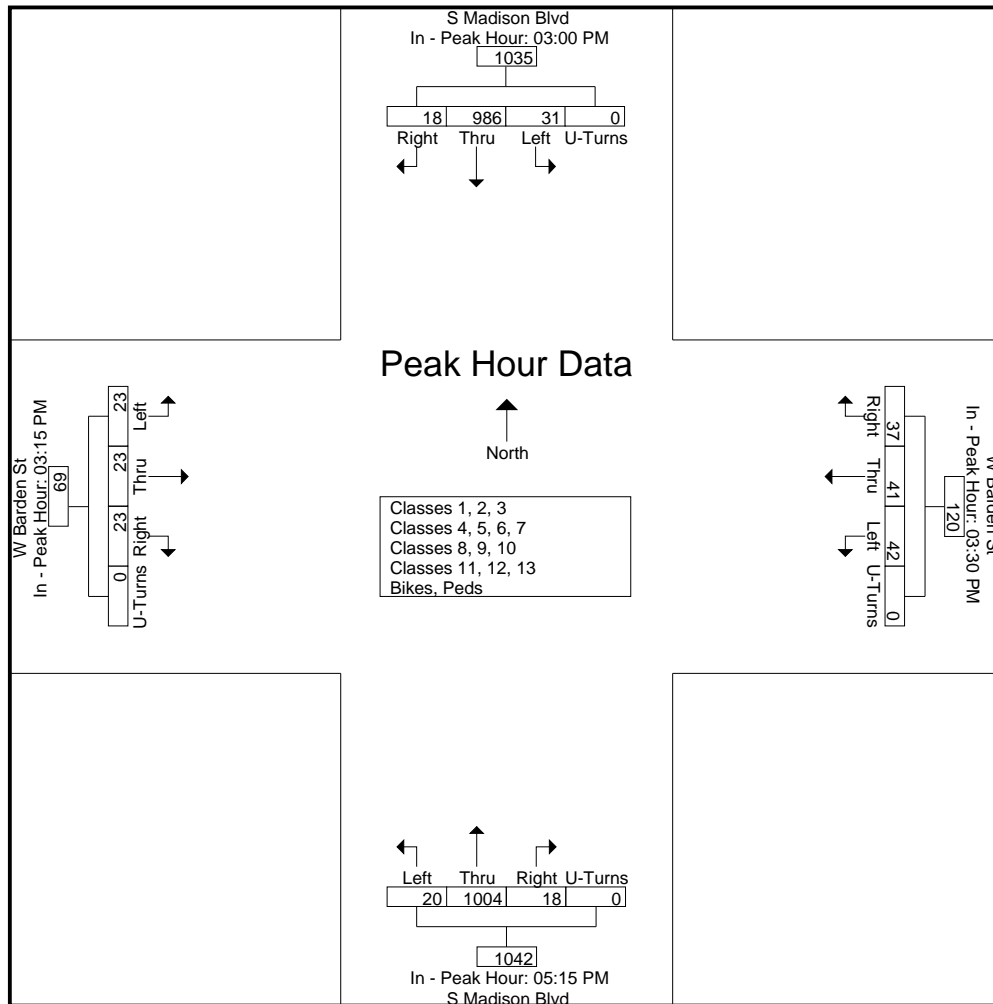
920 Blairhill Rd, STE B106
Charlotte, NC 28217

File Name : 14473010 - S Madison Blvd & W Barden St
Site Code : 14473010
Start Date : 8/30/2017
Page No : 9

Start Time	S Madison Blvd Southbound					W Barden St Westbound					S Madison Blvd Northbound					W Barden St Eastbound					Int. Total
	Rig ht	Thr u	Left	Ped s	App. Total	Rig ht	Thr u	Left	Ped s	App. Total	Right	Thr u	Left	Peds	App. Total	Right	Thr u	Left	Peds	App. Total	

Peak Hour Analysis From 03:00 PM to 06:45 PM - Peak 1 of 1
Peak Hour for Each Approach Begins at:

	03:00 PM					03:30 PM					05:15 PM					03:15 PM				
+0 mins.	7	269	6	0	282	5	15	7	0	27	8	233	5	0	246	4	7	2	0	13
+15 mins.	3	258	6	0	267	9	12	19	0	40	3	276	2	0	281	6	4	6	0	16
+30 mins.	4	247	12	0	263	11	7	8	0	26	4	251	9	0	264	8	9	6	0	23
+45 mins.	4	212	7	0	223	12	7	8	0	27	3	244	4	0	251	5	3	9	0	17
Total Volume	18	986	31	0	1035	37	41	42	0	120	18	1004	20	0	1042	23	23	23	0	69
% App. Total	1.7	95.3	3	0		30.8	34.2	35	0		1.7	96.4	1.9	0		33.3	33.3	33.3	0	
PHF	.643	.916	.646	.000	.918	.771	.683	.553	.000	.750	.563	.909	.556	.000	.927	.719	.639	.639	.000	.750



Quality Counts, LLC

920 Blairhill Rd, STE B106
Charlotte, NC 28217

File Name : 14473010 - S Madison Blvd & W Barden St

Site Code : 14473010

Start Date : 8/30/2017

Page No : 1

Groups Printed- Classes 1, 2, 3

Start Time	S Madison Blvd Southbound					W Barden St Westbound					S Madison Blvd Northbound					W Barden St Eastbound					Int. Total
	Right	Thru	Left	U-Turns	App. Total	Right	Thru	Left	U-Turns	App. Total	Right	Thru	Left	U-Turns	App. Total	Right	Thru	Left	U-Turns	App. Total	
06:00 AM	0	119	0	0	119	1	0	0	0	1	0	37	0	0	37	1	0	0	0	1	158
06:15 AM	0	146	0	0	146	0	0	0	0	0	0	54	1	0	55	2	1	3	0	6	207
06:30 AM	2	134	2	0	138	3	1	3	0	7	0	78	1	0	79	5	2	1	1	9	233
06:45 AM	0	149	1	0	150	0	2	0	0	2	1	120	1	0	122	1	1	2	0	4	278
Total	2	548	3	0	553	4	3	3	0	10	1	289	3	0	293	9	4	6	1	20	876
07:00 AM	3	150	4	0	157	1	1	1	0	3	1	134	4	0	139	8	2	2	0	12	311
07:15 AM	1	158	6	0	165	0	2	1	0	3	0	180	2	0	182	2	15	1	0	18	368
07:30 AM	9	162	0	0	171	4	4	3	0	11	0	284	3	0	287	5	6	4	0	15	484
07:45 AM	3	180	5	0	188	3	1	8	0	12	1	253	4	0	258	3	5	7	0	15	473
Total	16	650	15	0	681	8	8	13	0	29	2	851	13	0	866	18	28	14	0	60	1636
08:00 AM	2	175	10	0	187	4	5	2	0	11	2	207	1	0	210	2	2	6	0	10	418
08:15 AM	3	160	5	0	168	1	1	2	0	4	3	157	1	0	161	0	2	2	0	4	337
08:30 AM	5	119	2	0	126	3	2	1	0	6	1	160	1	0	162	5	2	7	0	14	308
08:45 AM	3	149	5	0	157	8	2	1	0	11	5	148	1	0	154	3	9	3	0	15	337
Total	13	603	22	0	638	16	10	6	0	32	11	672	4	0	687	10	15	18	0	43	1400
09:00 AM	3	127	1	0	131	2	3	2	0	7	2	150	1	0	153	0	3	4	0	7	298
09:15 AM	3	129	3	0	135	11	4	8	0	23	0	158	1	0	159	2	4	7	0	13	330
09:30 AM	3	137	8	0	148	9	4	9	0	22	0	138	3	0	141	5	3	3	0	11	322
09:45 AM	6	153	6	0	165	8	6	8	0	22	1	162	3	0	166	1	4	4	0	9	362
Total	15	546	18	0	579	30	17	27	0	74	3	608	8	0	619	8	14	18	0	40	1312
10:00 AM	4	167	8	0	179	6	6	4	0	16	1	135	1	0	137	6	4	3	0	13	345
10:15 AM	3	149	6	0	158	5	3	3	0	11	2	133	1	0	136	2	5	2	0	9	314
10:30 AM	5	149	7	0	161	12	5	4	0	21	1	150	1	0	152	2	11	4	0	17	351
10:45 AM	2	140	6	0	148	7	6	6	0	19	4	161	5	0	170	1	3	2	0	6	343
Total	14	605	27	0	646	30	20	17	0	67	8	579	8	0	595	11	23	11	0	45	1353
11:00 AM	4	184	4	0	192	5	1	5	0	11	1	147	1	0	149	4	5	4	0	13	365
11:15 AM	4	179	9	0	192	9	6	4	0	19	0	178	3	0	181	4	0	3	0	7	399
11:30 AM	4	188	5	0	197	6	4	10	0	20	3	140	6	0	149	2	7	4	0	13	379
11:45 AM	5	176	5	0	186	8	7	6	0	21	1	196	1	0	198	3	2	3	0	8	413
Total	17	727	23	0	767	28	18	25	0	71	5	661	11	0	677	13	14	14	0	41	1556
12:00 PM	4	180	11	0	195	12	3	16	0	31	1	187	4	0	192	5	4	4	0	13	431
12:15 PM	7	211	10	0	228	14	5	7	0	26	1	164	4	0	169	2	4	6	0	12	435
12:30 PM	6	214	4	0	224	7	3	7	0	17	4	180	2	0	186	1	7	6	0	14	441
12:45 PM	6	167	14	0	187	11	3	8	0	22	3	179	3	0	185	6	8	9	0	23	417
Total	23	772	39	0	834	44	14	38	0	96	9	710	13	0	732	14	23	25	0	62	1724
01:00 PM	5	174	7	0	186	8	7	13	0	28	2	171	3	0	176	3	6	5	0	14	404
01:15 PM	6	204	10	0	220	6	5	11	0	22	2	188	6	0	196	3	3	5	0	11	449
01:30 PM	4	164	8	0	176	9	2	3	0	14	2	173	2	0	177	2	3	3	0	8	375
01:45 PM	3	204	8	0	215	10	1	7	0	18	1	163	3	0	167	1	3	2	0	6	406
Total	18	746	33	0	797	33	15	34	0	82	7	695	14	0	716	9	15	15	0	39	1634
02:00 PM	10	189	4	0	203	10	7	5	0	22	2	170	0	0	172	2	5	3	0	10	407
02:15 PM	3	173	6	0	182	7	3	9	0	19	4	163	3	0	170	1	5	1	0	7	378
02:30 PM	2	176	4	0	182	9	13	5	0	27	1	181	3	0	185	7	7	0	0	14	408
02:45 PM	6	189	3	0	198	13	5	6	0	24	3	190	3	0	196	5	5	5	0	15	433
Total	21	727	17	0	765	39	28	25	0	92	10	704	9	0	723	15	22	9	0	46	1626
03:00 PM	7	251	6	0	264	9	9	5	0	23	1	212	6	0	219	1	4	2	0	7	513
03:15 PM	3	252	6	0	261	11	7	7	0	25	0	178	4	0	182	4	7	2	0	13	481
03:30 PM	4	244	12	0	260	5	15	7	0	27	2	211	5	0	218	6	4	6	0	16	521
03:45 PM	4	207	7	0	218	9	12	19	0	40	3	186	1	0	190	6	9	6	0	21	469
Total	18	954	31	0	1003	34	43	38	0	115	6	787	16	0	809	17	24	16	0	57	1984

Quality Counts, LLC

920 Blairhill Rd, STE B106
Charlotte, NC 28217

File Name : 14473010 - S Madison Blvd & W Barden St

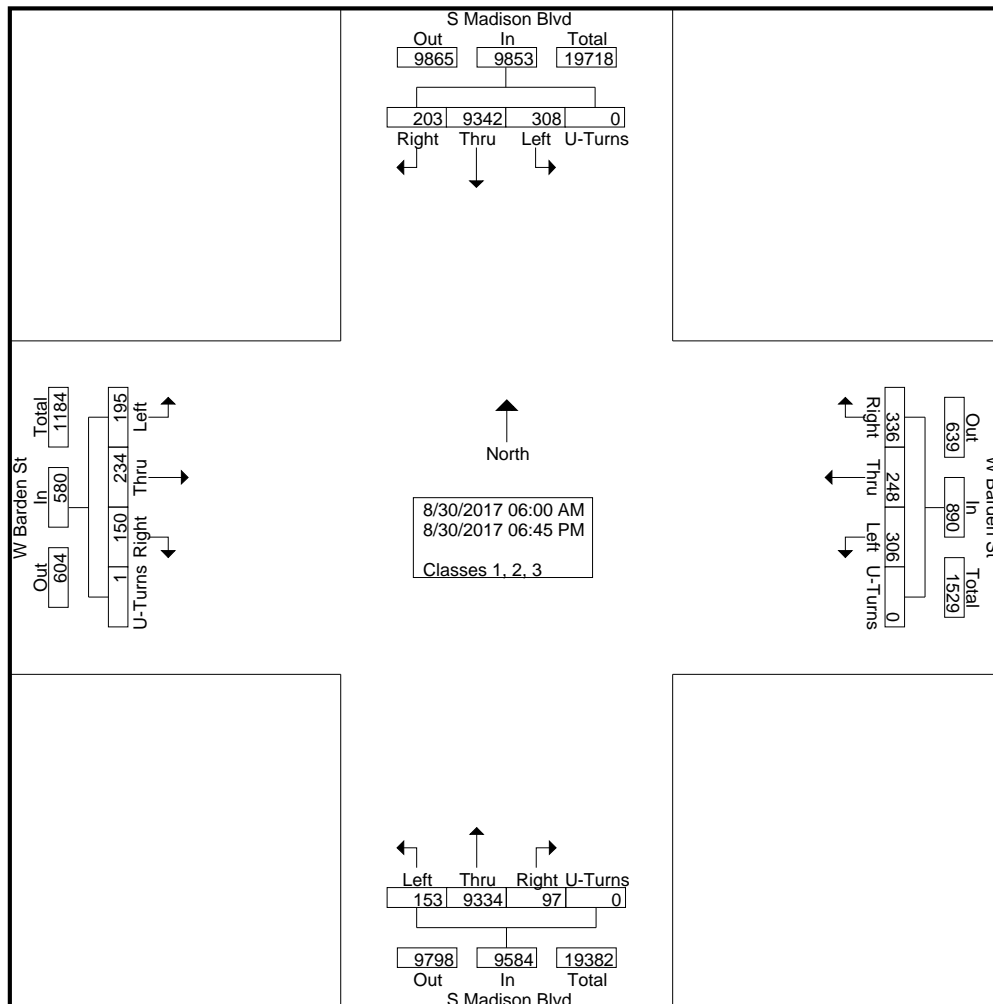
Site Code : 14473010

Start Date : 8/30/2017

Page No : 2

Groups Printed- Classes 1, 2, 3

Start Time	S Madison Blvd Southbound					W Barden St Westbound					S Madison Blvd Northbound					W Barden St Eastbound					Int. Total
	Right	Thru	Left	U-Turns	App. Total	Right	Thru	Left	U-Turns	App. Total	Right	Thru	Left	U-Turns	App. Total	Right	Thru	Left	U-Turns	App. Total	
04:00 PM	4	184	5	0	193	11	7	8	0	26	1	229	1	0	231	5	3	8	0	16	466
04:15 PM	2	184	8	0	194	12	7	8	0	27	2	237	5	0	244	0	6	6	0	12	477
04:30 PM	6	211	7	0	224	2	6	8	0	16	3	219	6	0	228	1	4	6	0	11	479
04:45 PM	6	211	6	0	223	8	7	2	0	17	3	235	5	0	243	1	3	5	0	9	492
Total	18	790	26	0	834	33	27	26	0	86	9	920	17	0	946	7	16	25	0	48	1914
05:00 PM	6	250	6	0	262	6	9	12	0	27	2	237	3	0	242	2	9	6	0	17	548
05:15 PM	6	234	8	0	248	11	11	7	0	29	8	228	5	0	241	1	8	6	0	15	533
05:30 PM	4	194	7	0	205	1	9	7	0	17	3	269	2	0	274	0	3	3	0	6	502
05:45 PM	0	217	10	0	227	6	6	10	0	22	4	248	9	0	261	2	2	3	0	7	517
Total	16	895	31	0	942	24	35	36	0	95	17	982	19	0	1018	5	22	18	0	45	2100
06:00 PM	1	207	7	0	215	4	3	4	0	11	2	242	4	0	248	2	2	1	0	5	479
06:15 PM	2	198	6	0	206	5	2	3	0	10	0	224	3	0	227	3	1	2	0	6	449
06:30 PM	4	194	8	0	206	2	3	2	0	7	4	214	8	0	226	5	7	2	0	14	453
06:45 PM	5	180	2	0	187	2	2	9	0	13	3	196	3	0	202	4	4	1	0	9	411
Total	12	779	23	0	814	13	10	18	0	41	9	876	18	0	903	14	14	6	0	34	1792
Grand Total	203	9342	308	0	9853	336	248	306	0	890	97	9334	153	0	9584	150	234	195	1	580	20907
Apprch %	2.1	94.8	3.1	0		37.8	27.9	34.4	0		1	97.4	1.6	0		25.9	40.3	33.6	0.2		
Total %	1	44.7	1.5	0	47.1	1.6	1.2	1.5	0	4.3	0.5	44.6	0.7	0	45.8	0.7	1.1	0.9	0	2.8	

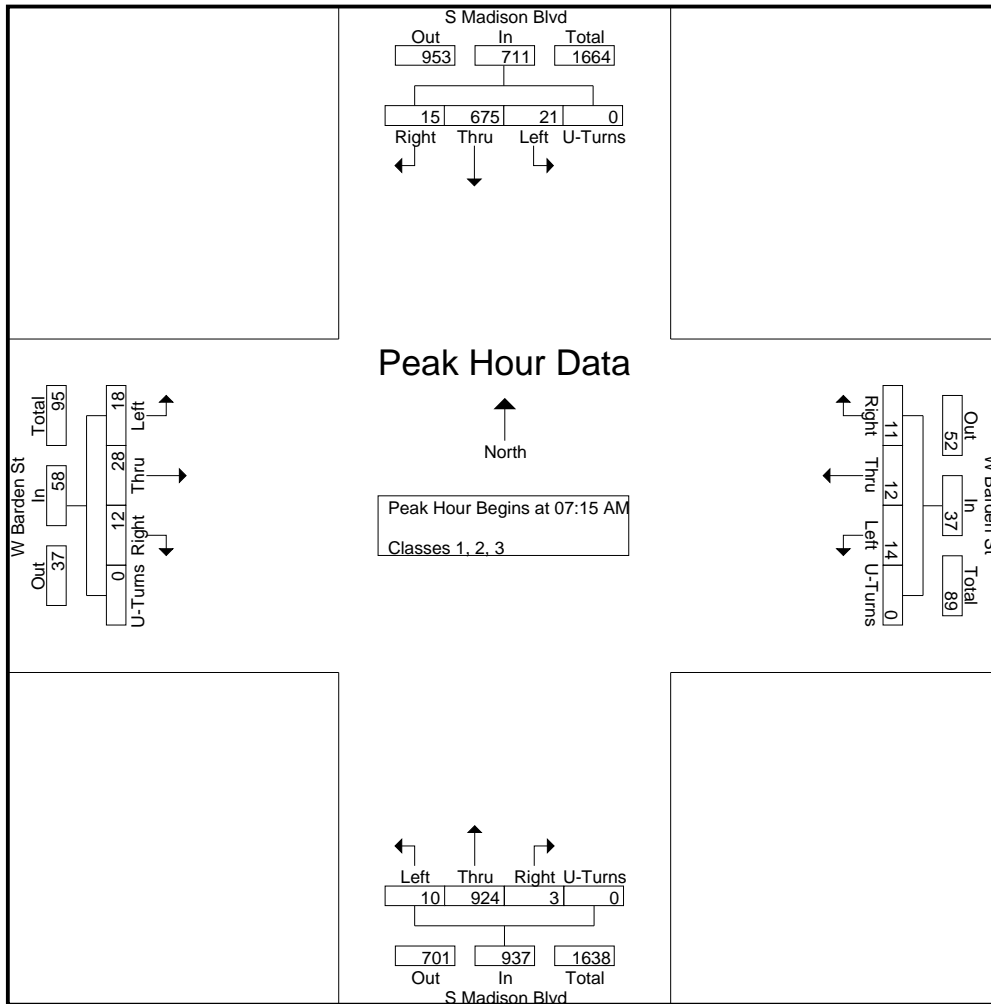


Quality Counts, LLC

920 Blairhill Rd, STE B106
Charlotte, NC 28217

File Name : 14473010 - S Madison Blvd & W Barden St
Site Code : 14473010
Start Date : 8/30/2017
Page No : 3

Start Time	S Madison Blvd Southbound					W Barden St Westbound					S Madison Blvd Northbound					W Barden St Eastbound					Int. Total
	Right	Thru	Left	U-Turns	App. Total	Right	Thru	Left	U-Turns	App. Total	Right	Thru	Left	U-Turns	App. Total	Right	Thru	Left	U-Turns	App. Total	
Peak Hour Analysis From 06:00 AM to 09:45 AM - Peak 1 of 1																					
Peak Hour for Entire Intersection Begins at 07:15 AM																					
07:15 AM	1	158	6	0	165	0	2	1	0	3	0	180	2	0	182	2	15	1	0	18	368
07:30 AM	9	162	0	0	171	4	4	3	0	11	0	284	3	0	287	5	6	4	0	15	484
07:45 AM	3	180	5	0	188	3	1	8	0	12	1	253	4	0	258	3	5	7	0	15	473
08:00 AM	2	175	10	0	187	4	5	2	0	11	2	207	1	0	210	2	2	6	0	10	418
Total Volume	15	675	21	0	711	11	12	14	0	37	3	924	10	0	937	12	28	18	0	58	1743
% App. Total	2.1	94.9	3	0		29.7	32.4	37.8	0		0.3	98.6	1.1	0		20.7	48.3	31	0		
PHF	.417	.938	.525	.000	.945	.688	.600	.438	.000	.771	.375	.813	.625	.000	.816	.600	.467	.643	.000	.806	.900

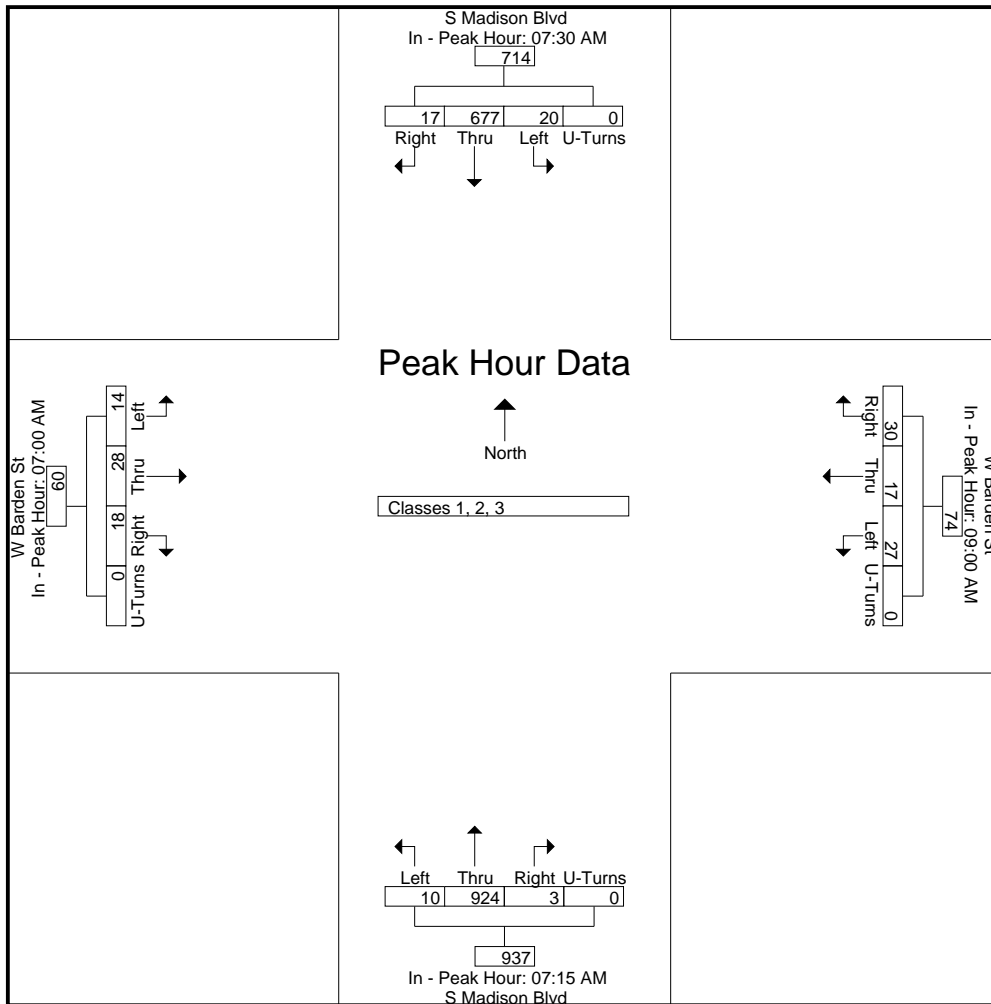


Quality Counts, LLC

920 Blairhill Rd, STE B106
Charlotte, NC 28217

File Name : 14473010 - S Madison Blvd & W Barden St
Site Code : 14473010
Start Date : 8/30/2017
Page No : 4

Start Time	S Madison Blvd Southbound					W Barden St Westbound					S Madison Blvd Northbound					W Barden St Eastbound					Int. Total
	Right	Thru	Left	U-Turns	App. Total	Right	Thru	Left	U-Turns	App. Total	Right	Thru	Left	U-Turns	App. Total	Right	Thru	Left	U-Turns	App. Total	
Peak Hour Analysis From 06:00 AM to 09:45 AM - Peak 1 of 1																					
Peak Hour for Each Approach Begins at:																					
	07:30 AM					09:00 AM					07:15 AM					07:00 AM					
+0 mins.	9	162	0	0	171	2	3	2	0	7	0	180	2	0	182	8	2	2	0	12	
+15 mins.	3	180	5	0	188	11	4	8	0	23	0	284	3	0	287	2	15	1	0	18	
+30 mins.	2	175	10	0	187	9	4	9	0	22	1	253	4	0	258	5	6	4	0	15	
+45 mins.	3	160	5	0	168	8	6	8	0	22	2	207	1	0	210	3	5	7	0	15	
Total Volume	17	677	20	0	714	30	17	27	0	74	3	924	10	0	937	18	28	14	0	60	
% App. Total	2.4	94.8	2.8	0		40.5	23	36.5	0		0.3	98.6	1.1	0		30	46.7	23.3	0		
PHF	.472	.940	.500	.000	.949	.682	.708	.750	.000	.804	.375	.813	.625	.000	.816	.563	.467	.500	.000	.833	

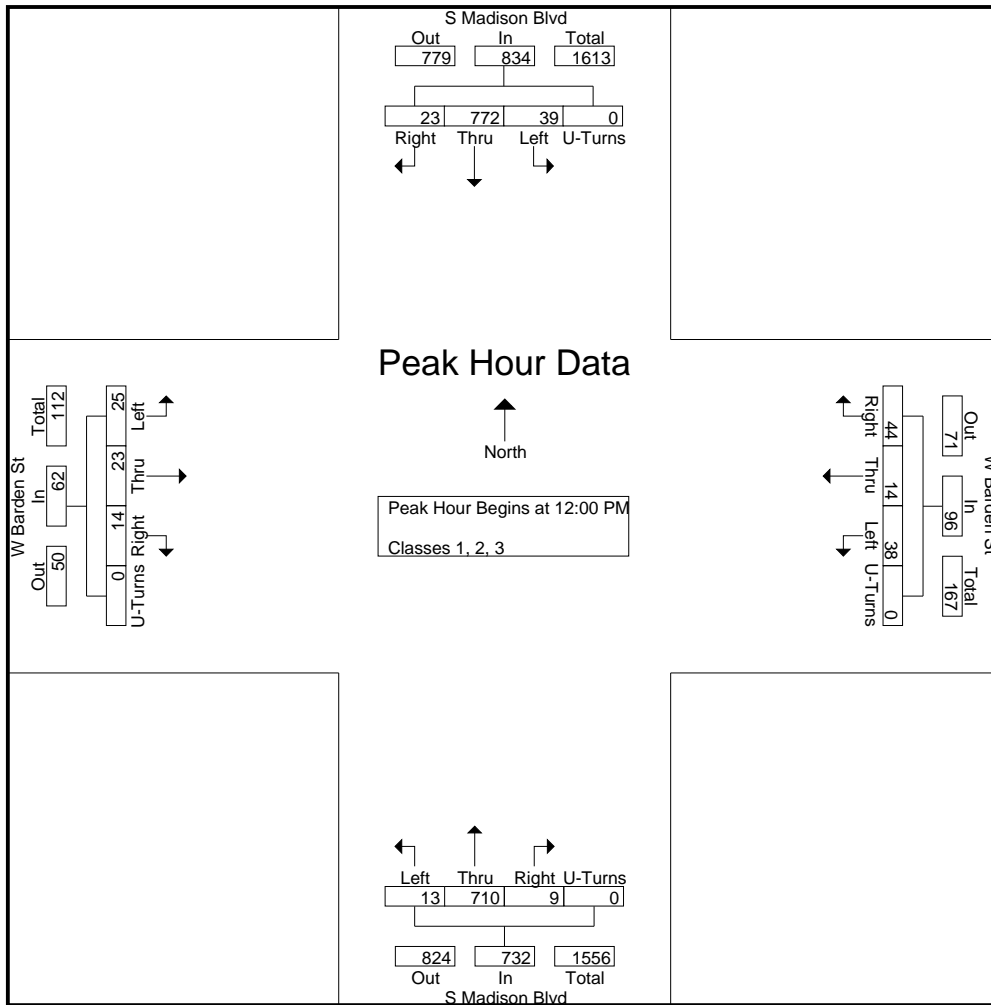


Quality Counts, LLC

920 Blairhill Rd, STE B106
Charlotte, NC 28217

File Name : 14473010 - S Madison Blvd & W Barden St
Site Code : 14473010
Start Date : 8/30/2017
Page No : 5

Start Time	S Madison Blvd Southbound					W Barden St Westbound					S Madison Blvd Northbound					W Barden St Eastbound					Int. Total
	Right	Thru	Left	U-Turns	App. Total	Right	Thru	Left	U-Turns	App. Total	Right	Thru	Left	U-Turns	App. Total	Right	Thru	Left	U-Turns	App. Total	
Peak Hour Analysis From 10:00 AM to 02:45 PM - Peak 1 of 1																					
Peak Hour for Entire Intersection Begins at 12:00 PM																					
12:00 PM	4	180	11	0	195	12	3	16	0	31	1	187	4	0	192	5	4	4	0	13	431
12:15 PM	7	211	10	0	228	14	5	7	0	26	1	164	4	0	169	2	4	6	0	12	435
12:30 PM	6	214	4	0	224	7	3	7	0	17	4	180	2	0	186	1	7	6	0	14	441
12:45 PM	6	167	14	0	187	11	3	8	0	22	3	179	3	0	185	6	8	9	0	23	417
Total Volume	23	772	39	0	834	44	14	38	0	96	9	710	13	0	732	14	23	25	0	62	1724
% App. Total	2.8	92.6	4.7	0		45.8	14.6	39.6	0		1.2	97	1.8	0		22.6	37.1	40.3	0		
PHF	.821	.902	.696	.000	.914	.786	.700	.594	.000	.774	.563	.949	.813	.000	.953	.583	.719	.694	.000	.674	.977



Quality Counts, LLC

920 Blairhill Rd, STE B106
Charlotte, NC 28217

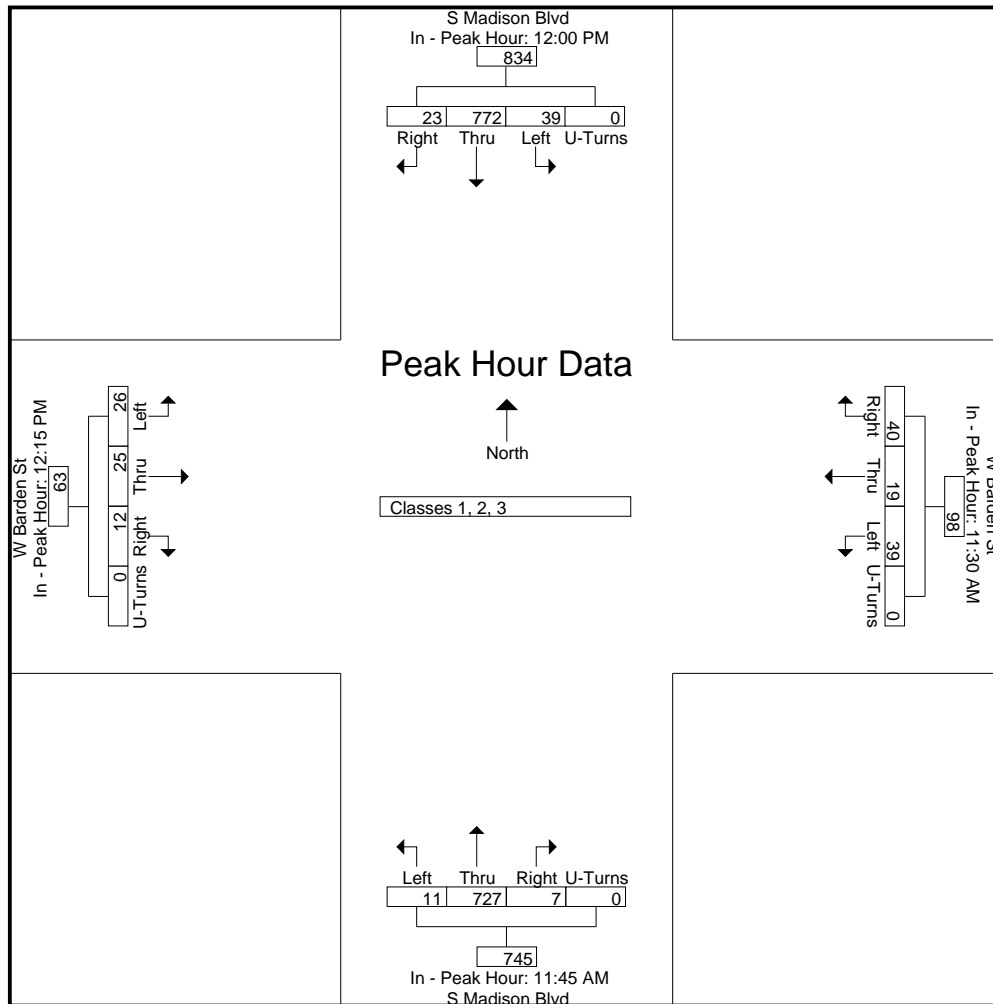
File Name : 14473010 - S Madison Blvd & W Barden St
Site Code : 14473010
Start Date : 8/30/2017
Page No : 6

Start Time	S Madison Blvd Southbound					W Barden St Westbound					S Madison Blvd Northbound					W Barden St Eastbound					Int. Total
	Rig ht	Thr u	Left	U-Turns	App. Total	Right	Thr u	Left	U-Turns	App. Total	Right	Thr u	Left	U-Turns	App. Total	Right	Thr u	Left	U-Turns	App. Total	

Peak Hour Analysis From 10:00 AM to 02:45 PM - Peak 1 of 1

Peak Hour for Each Approach Begins at:

	12:00 PM					11:30 AM					11:45 AM					12:15 PM				
+0 mins.	4	180	11	0	195	6	4	10	0	20	1	196	1	0	198	2	4	6	0	12
+15 mins.	7	211	10	0	228	8	7	6	0	21	1	187	4	0	192	1	7	6	0	14
+30 mins.	6	214	4	0	224	12	3	16	0	31	1	164	4	0	169	6	8	9	0	23
+45 mins.	6	167	14	0	187	14	5	7	0	26	4	180	2	0	186	3	6	5	0	14
Total Volume	23	772	39	0	834	40	19	39	0	98	7	727	11	0	745	12	25	26	0	63
% App. Total	2.8	92.6	4.7	0		40.8	19.4	39.8	0		0.9	97.6	1.5	0		19	39.7	41.3	0	
PHF	.821	.902	.696	.000	.914	.714	.679	.609	.000	.790	.438	.927	.688	.000	.941	.500	.781	.722	.000	.685

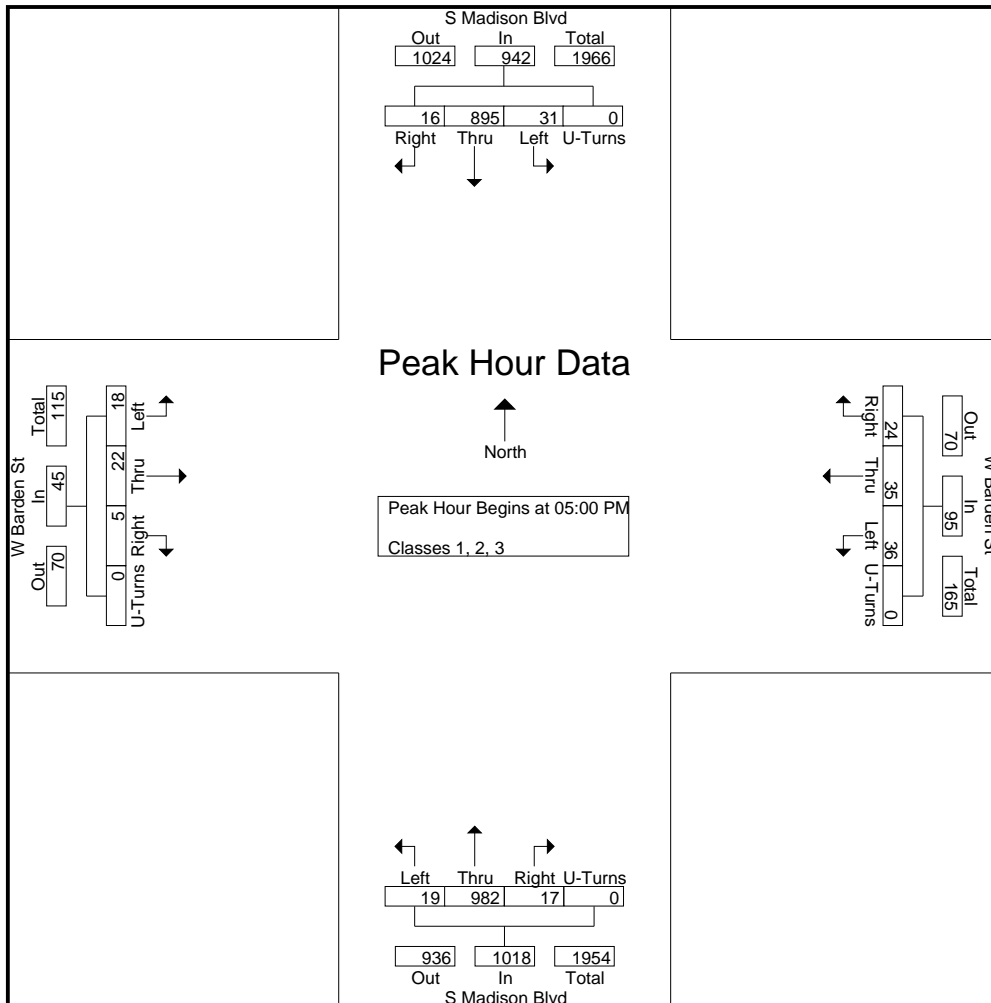


Quality Counts, LLC

920 Blairhill Rd, STE B106
Charlotte, NC 28217

File Name : 14473010 - S Madison Blvd & W Barden St
Site Code : 14473010
Start Date : 8/30/2017
Page No : 7

Start Time	S Madison Blvd Southbound					W Barden St Westbound					S Madison Blvd Northbound					W Barden St Eastbound					Int. Total
	Right	Thru	Left	U-Turns	App. Total	Right	Thru	Left	U-Turns	App. Total	Right	Thru	Left	U-Turns	App. Total	Right	Thru	Left	U-Turns	App. Total	
Peak Hour Analysis From 03:00 PM to 06:45 PM - Peak 1 of 1																					
Peak Hour for Entire Intersection Begins at 05:00 PM																					
05:00 PM	6	250	6	0	262	6	9	12	0	27	2	237	3	0	242	2	9	6	0	17	548
05:15 PM	6	234	8	0	248	11	11	7	0	29	8	228	5	0	241	1	8	6	0	15	533
05:30 PM	4	194	7	0	205	1	9	7	0	17	3	269	2	0	274	0	3	3	0	6	502
05:45 PM	0	217	10	0	227	6	6	10	0	22	4	248	9	0	261	2	2	3	0	7	517
Total Volume	16	895	31	0	942	24	35	36	0	95	17	982	19	0	1018	5	22	18	0	45	2100
% App. Total	1.7	95	3.3	0		25.3	36.8	37.9	0		1.7	96.5	1.9	0		11.1	48.9	40	0		
PHF	.667	.895	.775	.000	.899	.545	.795	.750	.000	.819	.531	.913	.528	.000	.929	.625	.611	.750	.000	.662	.958



Quality Counts, LLC

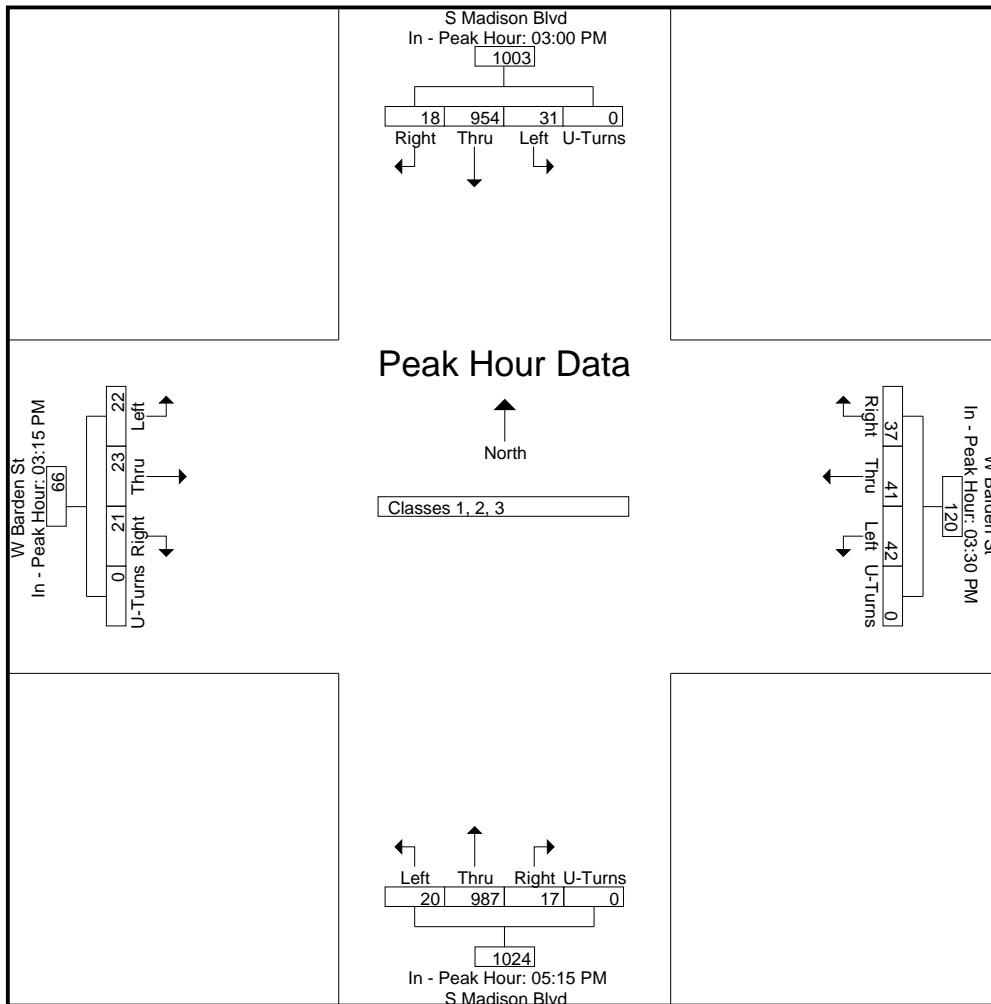
920 Blairhill Rd, STE B106
Charlotte, NC 28217

File Name : 14473010 - S Madison Blvd & W Barden St
Site Code : 14473010
Start Date : 8/30/2017
Page No : 8

Start Time	S Madison Blvd Southbound					W Barden St Westbound					S Madison Blvd Northbound					W Barden St Eastbound					Int. Total
	Right	Thru	Left	U-Turns	App. Total	Right	Thru	Left	U-Turns	App. Total	Right	Thru	Left	U-Turns	App. Total	Right	Thru	Left	U-Turns	App. Total	

Peak Hour Analysis From 03:00 PM to 06:45 PM - Peak 1 of 1
Peak Hour for Each Approach Begins at:

	03:00 PM					03:30 PM					05:15 PM					03:15 PM				
+0 mins.	7	251	6	0	264	5	15	7	0	27	8	228	5	0	241	4	7	2	0	13
+15 mins.	3	252	6	0	261	9	12	19	0	40	3	269	2	0	274	6	4	6	0	16
+30 mins.	4	244	12	0	260	11	7	8	0	26	4	248	9	0	261	6	9	6	0	21
+45 mins.	4	207	7	0	218	12	7	8	0	27	2	242	4	0	248	5	3	8	0	16
Total Volume	18	954	31	0	1003	37	41	42	0	120	17	987	20	0	1024	21	23	22	0	66
% App. Total	1.8	95.1	3.1	0		30.8	34.2	35	0		1.7	96.4	2	0		31.8	34.8	33.3	0	
PHF	.643	.946	.646	.000	.950	.771	.683	.553	.000	.750	.531	.917	.556	.000	.934	.875	.639	.688	.000	.786



Quality Counts, LLC

920 Blairhill Rd, STE B106
Charlotte, NC 28217

File Name : 14473010 - S Madison Blvd & W Barden St

Site Code : 14473010

Start Date : 8/30/2017

Page No : 1

Groups Printed- Classes 4, 5, 6, 7

Start Time	S Madison Blvd Southbound					W Barden St Westbound					S Madison Blvd Northbound					W Barden St Eastbound					Int. Total	
	Right	Thru	Left	U-Turns	App. Total	Right	Thru	Left	U-Turns	App. Total	Right	Thru	Left	U-Turns	App. Total	Right	Thru	Left	U-Turns	App. Total		
06:00 AM	1	5	0	0	6	0	0	0	0	0	0	0	0	0	0	2	0	0	0	0	2	8
06:15 AM	0	3	0	0	3	0	0	0	0	0	0	1	0	0	1	0	0	0	0	0	0	4
06:30 AM	0	2	0	0	2	0	0	0	0	0	0	5	0	0	5	0	0	0	0	0	0	7
06:45 AM	0	4	0	0	4	0	0	0	0	0	0	13	0	0	13	0	0	0	0	0	0	17
Total	1	14	0	0	15	0	0	0	0	0	0	19	0	0	19	2	0	0	0	0	2	36
07:00 AM	0	2	0	0	2	0	0	0	0	0	0	5	0	0	5	0	0	0	0	0	0	7
07:15 AM	0	5	0	0	5	0	0	0	0	0	0	8	0	0	8	0	0	0	0	0	0	13
07:30 AM	0	7	0	0	7	0	0	1	0	1	0	14	0	0	14	0	0	0	0	0	0	22
07:45 AM	0	9	0	0	9	0	0	0	0	0	0	12	0	0	12	0	0	0	0	0	0	21
Total	0	23	0	0	23	0	0	1	0	1	0	39	0	0	39	0	0	0	0	0	0	63
08:00 AM	0	8	0	0	8	1	0	0	0	1	0	9	0	0	9	0	0	1	0	1	1	19
08:15 AM	0	6	0	0	6	0	0	0	0	0	0	7	0	0	7	0	0	0	0	0	0	13
08:30 AM	0	6	1	0	7	0	1	0	0	1	1	7	0	0	8	0	0	1	0	1	1	17
08:45 AM	0	5	0	0	5	0	0	0	0	0	0	5	0	0	5	0	0	1	0	1	1	11
Total	0	25	1	0	26	1	1	0	0	2	1	28	0	0	29	0	0	3	0	3	3	60
09:00 AM	0	2	0	0	2	0	0	0	0	0	0	7	0	0	7	0	0	0	0	0	0	9
09:15 AM	0	7	0	0	7	0	0	0	0	0	0	7	0	0	7	0	0	0	0	0	0	14
09:30 AM	1	3	0	0	4	1	0	0	0	1	0	5	0	0	5	0	0	0	0	0	0	10
09:45 AM	0	1	0	0	1	0	0	0	0	0	0	5	0	0	5	0	0	0	0	0	0	6
Total	1	13	0	0	14	1	0	0	0	1	0	24	0	0	24	0	0	0	0	0	0	39
10:00 AM	0	2	0	0	2	0	0	0	0	0	0	7	0	0	7	1	1	0	0	2	2	11
10:15 AM	0	6	0	0	6	0	0	0	0	0	0	4	0	0	4	0	0	0	0	0	0	10
10:30 AM	1	3	0	0	4	1	0	0	0	1	0	6	0	0	6	0	0	0	0	0	0	11
10:45 AM	0	10	0	0	10	0	0	0	0	0	0	0	0	0	0	0	0	0	0	0	0	10
Total	1	21	0	0	22	1	0	0	0	1	0	17	0	0	17	1	1	0	0	2	2	42
11:00 AM	0	5	0	0	5	0	1	0	0	1	0	0	0	0	0	0	0	0	0	0	0	6
11:15 AM	0	8	0	0	8	0	0	0	0	0	0	13	0	0	13	0	0	1	0	1	1	22
11:30 AM	0	5	1	0	6	0	0	0	0	0	0	7	1	0	8	0	0	2	0	2	2	16
11:45 AM	0	4	0	0	4	0	0	1	0	1	0	1	0	0	1	0	0	0	0	0	0	6
Total	0	22	1	0	23	0	1	1	0	2	0	21	1	0	22	0	0	3	0	3	3	50
12:00 PM	1	4	0	0	5	0	0	0	0	0	0	3	0	0	3	0	0	0	0	0	0	8
12:15 PM	1	8	0	0	9	0	0	0	0	0	0	5	0	0	5	0	0	0	0	0	0	14
12:30 PM	0	6	0	0	6	1	0	0	0	1	0	3	0	0	3	0	0	0	0	0	0	10
12:45 PM	0	6	0	0	6	1	0	0	0	1	0	4	1	0	5	0	0	0	0	0	0	12
Total	2	24	0	0	26	2	0	0	0	2	0	15	1	0	16	0	0	0	0	0	0	44
01:00 PM	0	6	0	0	6	0	0	0	0	0	0	5	1	0	6	0	0	0	0	0	0	12
01:15 PM	0	3	0	0	3	0	0	0	0	0	0	9	0	0	9	0	0	0	0	0	0	12
01:30 PM	0	3	0	0	3	0	0	0	0	0	0	3	0	0	3	0	0	0	0	0	0	6
01:45 PM	0	4	0	0	4	0	0	0	0	0	0	3	0	0	3	0	0	0	0	0	0	7
Total	0	16	0	0	16	0	0	0	0	0	0	20	1	0	21	0	0	0	0	0	0	37
02:00 PM	0	2	0	0	2	0	0	0	0	0	0	5	0	0	5	0	0	0	0	0	0	7
02:15 PM	0	2	0	0	2	0	0	2	0	2	0	5	0	0	5	0	0	1	0	1	1	10
02:30 PM	0	5	0	0	5	0	0	0	0	0	0	9	0	0	9	0	0	0	0	0	0	14
02:45 PM	0	17	0	0	17	0	0	0	0	0	0	11	0	0	11	0	0	0	0	0	0	28
Total	0	26	0	0	26	0	0	2	0	2	0	30	0	0	30	0	0	1	0	1	1	59
03:00 PM	0	16	0	0	16	0	0	0	0	0	0	5	0	0	5	0	0	0	0	0	0	21
03:15 PM	0	4	0	0	4	0	0	0	0	0	0	7	0	0	7	0	0	0	0	0	0	11
03:30 PM	0	1	0	0	1	0	0	0	0	0	0	3	0	0	3	0	0	0	0	0	0	4
03:45 PM	0	0	0	0	0	0	0	0	0	0	0	9	0	0	9	2	0	0	0	2	2	11
Total	0	21	0	0	21	0	0	0	0	0	0	24	0	0	24	2	0	0	0	2	2	47

Quality Counts, LLC

920 Blairhill Rd, STE B106
Charlotte, NC 28217

File Name : 14473010 - S Madison Blvd & W Barden St

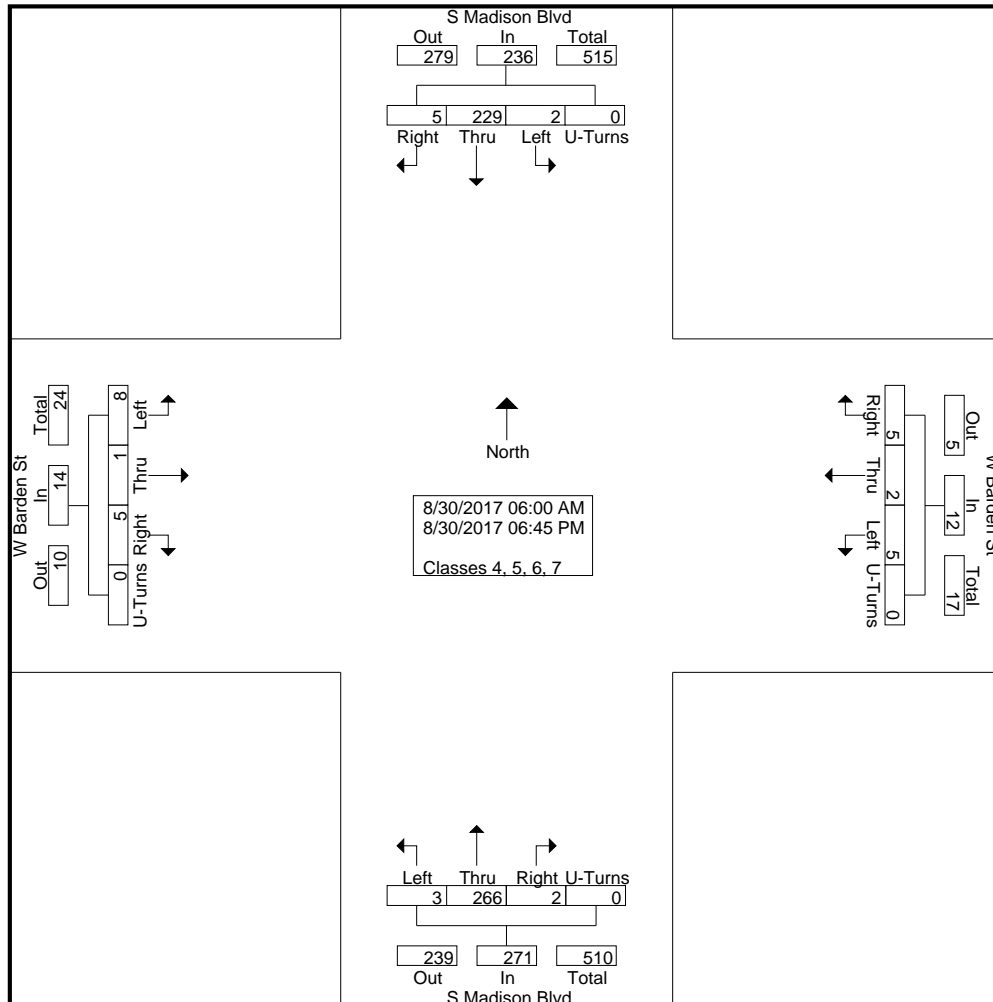
Site Code : 14473010

Start Date : 8/30/2017

Page No : 2

Groups Printed- Classes 4, 5, 6, 7

Start Time	S Madison Blvd Southbound					W Barden St Westbound					S Madison Blvd Northbound					W Barden St Eastbound					Int. Total
	Right	Thru	Left	U-Turns	App. Total	Right	Thru	Left	U-Turns	App. Total	Right	Thru	Left	U-Turns	App. Total	Right	Thru	Left	U-Turns	App. Total	
04:00 PM	0	3	0	0	3	0	0	0	0	0	0	8	0	0	8	0	0	1	0	1	12
04:15 PM	0	3	0	0	3	0	0	0	0	0	0	2	0	0	2	0	0	0	0	0	5
04:30 PM	0	1	0	0	1	0	0	0	0	0	0	3	0	0	3	0	0	0	0	0	4
04:45 PM	0	4	0	0	4	0	0	0	0	0	0	3	0	0	3	0	0	0	0	0	7
Total	0	11	0	0	11	0	0	0	0	0	0	16	0	0	16	0	0	1	0	1	28
05:00 PM	0	3	0	0	3	0	0	0	0	0	0	3	0	0	3	0	0	0	0	0	6
05:15 PM	0	2	0	0	2	0	0	0	0	0	0	2	0	0	2	0	0	0	0	0	4
05:30 PM	0	4	0	0	4	0	0	1	0	1	0	3	0	0	3	0	0	0	0	0	8
05:45 PM	0	2	0	0	2	0	0	0	0	0	0	2	0	0	2	0	0	0	0	0	4
Total	0	11	0	0	11	0	0	1	0	1	0	10	0	0	10	0	0	0	0	0	22
06:00 PM	0	0	0	0	0	0	0	0	0	0	1	1	0	0	2	0	0	0	0	0	2
06:15 PM	0	1	0	0	1	0	0	0	0	0	0	1	0	0	1	0	0	0	0	0	2
06:30 PM	0	0	0	0	0	0	0	0	0	0	0	1	0	0	1	0	0	0	0	0	1
06:45 PM	0	1	0	0	1	0	0	0	0	0	0	0	0	0	0	0	0	0	0	0	1
Total	0	2	0	0	2	0	0	0	0	0	1	3	0	0	4	0	0	0	0	0	6
Grand Total	5	229	2	0	236	5	2	5	0	12	2	266	3	0	271	5	1	8	0	14	533
Apprch %	2.1	97	0.8	0		41.7	16.7	41.7	0		0.7	98.2	1.1	0		35.7	7.1	57.1	0		
Total %	0.9	43	0.4	0	44.3	0.9	0.4	0.9	0	2.3	0.4	49.9	0.6	0	50.8	0.9	0.2	1.5	0	2.6	

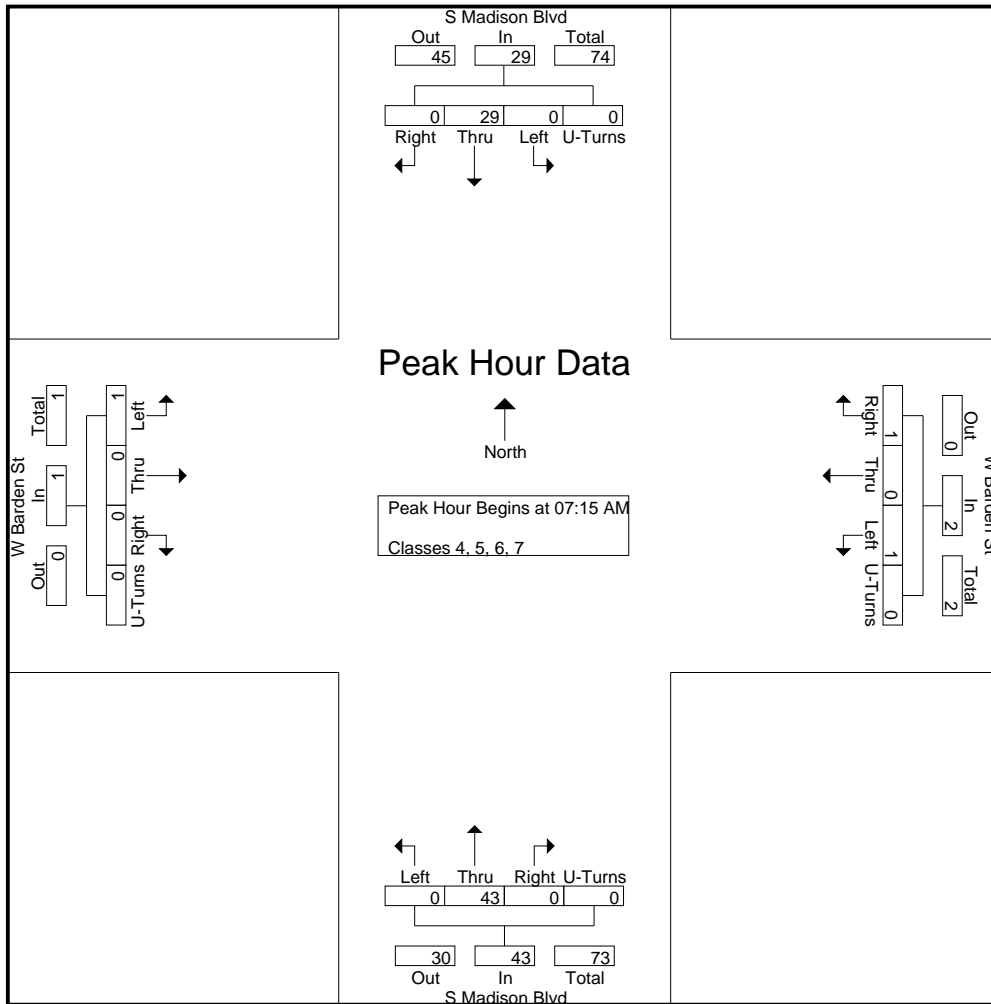


Quality Counts, LLC

920 Blairhill Rd, STE B106
Charlotte, NC 28217

File Name : 14473010 - S Madison Blvd & W Barden St
Site Code : 14473010
Start Date : 8/30/2017
Page No : 3

Start Time	S Madison Blvd Southbound					W Barden St Westbound					S Madison Blvd Northbound					W Barden St Eastbound					Int. Total	
	Right	Thru	Left	U-Turns	App. Total	Right	Thru	Left	U-Turns	App. Total	Right	Thru	Left	U-Turns	App. Total	Right	Thru	Left	U-Turns	App. Total		
Peak Hour Analysis From 06:00 AM to 09:45 AM - Peak 1 of 1																						
Peak Hour for Entire Intersection Begins at 07:15 AM																						
07:15 AM	0	5	0	0	5	0	0	0	0	0	0	8	0	0	8	0	0	0	0	0	0	13
07:30 AM	0	7	0	0	7	0	0	1	0	1	0	14	0	0	14	0	0	0	0	0	0	22
07:45 AM	0	9	0	0	9	0	0	0	0	0	0	12	0	0	12	0	0	0	0	0	0	21
08:00 AM	0	8	0	0	8	1	0	0	0	1	0	9	0	0	9	0	0	1	0	1	1	19
Total Volume	0	29	0	0	29	1	0	1	0	2	0	43	0	0	43	0	0	1	0	1	1	75
% App. Total	0	100	0	0		50	0	50	0		0	100	0	0		0	0	100	0			
PHF	.000	.806	.000	.000	.806	.250	.000	.250	.000	.500	.000	.768	.000	.000	.768	.000	.000	.250	.000	.250		.852

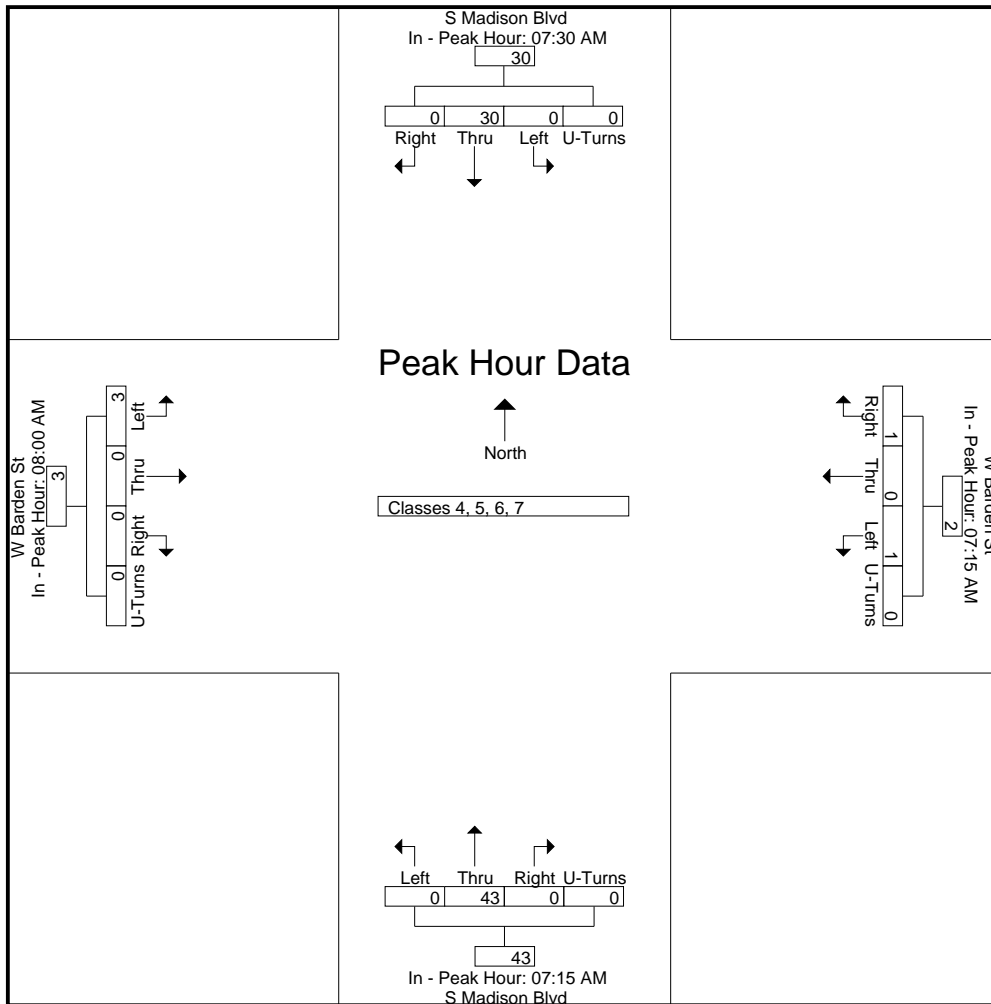


Quality Counts, LLC

920 Blairhill Rd, STE B106
Charlotte, NC 28217

File Name : 14473010 - S Madison Blvd & W Barden St
Site Code : 14473010
Start Date : 8/30/2017
Page No : 4

Start Time	S Madison Blvd Southbound					W Barden St Westbound					S Madison Blvd Northbound					W Barden St Eastbound					Int. Total				
	Right	Thru	Left	U-Turns	App. Total	Right	Thru	Left	U-Turns	App. Total	Right	Thru	Left	U-Turns	App. Total	Right	Thru	Left	U-Turns	App. Total					
Peak Hour Analysis From 06:00 AM to 09:45 AM - Peak 1 of 1																									
Peak Hour for Each Approach Begins at:																									
	07:30 AM					07:15 AM					07:15 AM					08:00 AM									
+0 mins.	0	7	0	0	7	0	0	0	0	0	0	8	0	0	8	0	0	1	0	1	0	0	0	0	0
+15 mins.	0	9	0	0	9	0	0	1	0	1	0	14	0	0	14	0	0	0	0	0	0	0	0	0	0
+30 mins.	0	8	0	0	8	0	0	0	0	0	0	12	0	0	12	0	0	1	0	1	0	0	0	0	0
+45 mins.	0	6	0	0	6	1	0	0	0	1	0	9	0	0	9	0	0	1	0	1	0	0	0	0	0
Total Volume	0	30	0	0	30	1	0	1	0	2	0	43	0	0	43	0	0	3	0	3	0	0	0	0	0
% App. Total	0	100	0	0		50	0	50	0		0	100	0	0		0	0	100	0		0	0	0	0	
PHF	.000	.833	.000	.000	.833	.250	.000	.250	.000	.500	.000	.768	.000	.000	.768	.000	.000	.750	.000	.750					

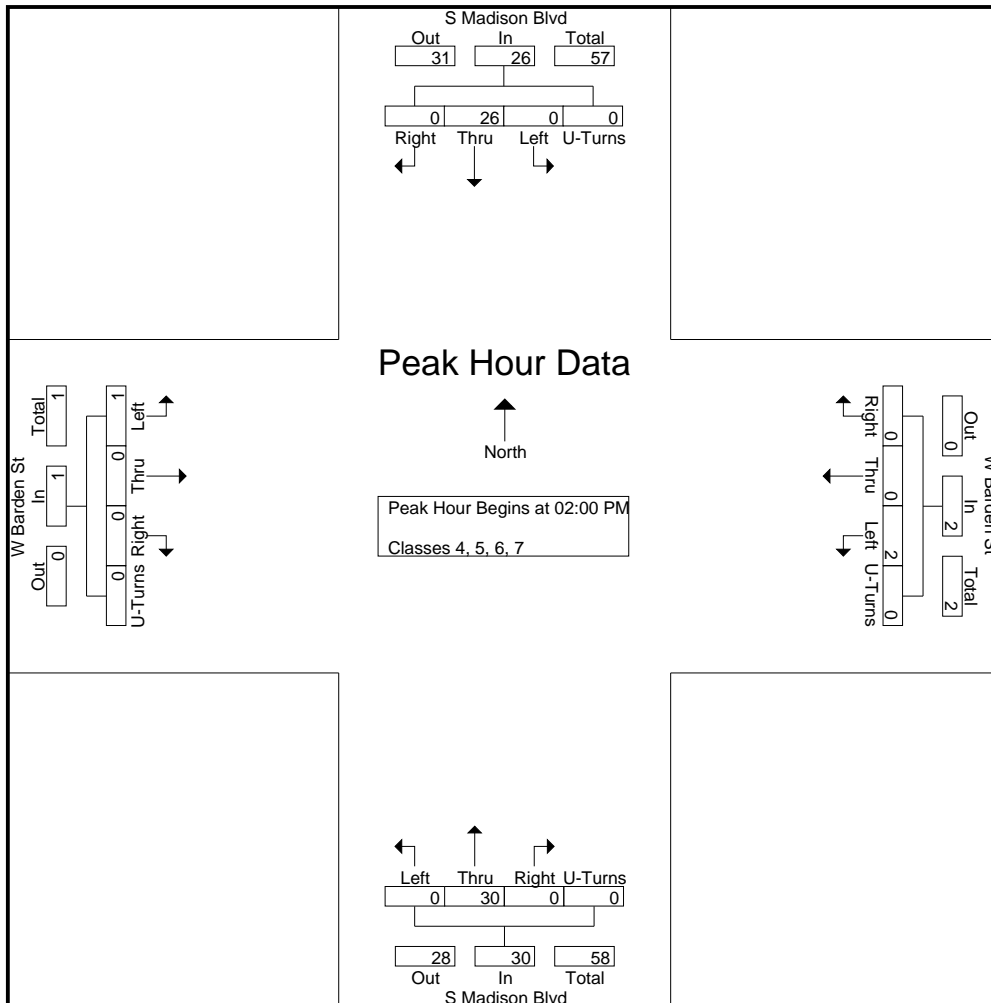


Quality Counts, LLC

920 Blairhill Rd, STE B106
Charlotte, NC 28217

File Name : 14473010 - S Madison Blvd & W Barden St
Site Code : 14473010
Start Date : 8/30/2017
Page No : 5

Start Time	S Madison Blvd Southbound					W Barden St Westbound					S Madison Blvd Northbound					W Barden St Eastbound					Int. Total
	Right	Thru	Left	U-Turns	App. Total	Right	Thru	Left	U-Turns	App. Total	Right	Thru	Left	U-Turns	App. Total	Right	Thru	Left	U-Turns	App. Total	
Peak Hour Analysis From 10:00 AM to 02:45 PM - Peak 1 of 1																					
Peak Hour for Entire Intersection Begins at 02:00 PM																					
02:00 PM	0	2	0	0	2	0	0	0	0	0	0	5	0	0	5	0	0	0	0	0	7
02:15 PM	0	2	0	0	2	0	0	2	0	2	0	5	0	0	5	0	0	1	0	1	10
02:30 PM	0	5	0	0	5	0	0	0	0	0	0	9	0	0	9	0	0	0	0	0	14
02:45 PM	0	17	0	0	17	0	0	0	0	0	0	11	0	0	11	0	0	0	0	0	28
Total Volume	0	26	0	0	26	0	0	2	0	2	0	30	0	0	30	0	0	1	0	1	59
% App. Total	0	100	0	0		0	0	100	0		0	100	0	0		0	0	100	0		
PHF	.000	.382	.000	.000	.382	.000	.000	.250	.000	.250	.000	.682	.000	.000	.682	.000	.000	.250	.000	.250	.527



Quality Counts, LLC

920 Blairhill Rd, STE B106
Charlotte, NC 28217

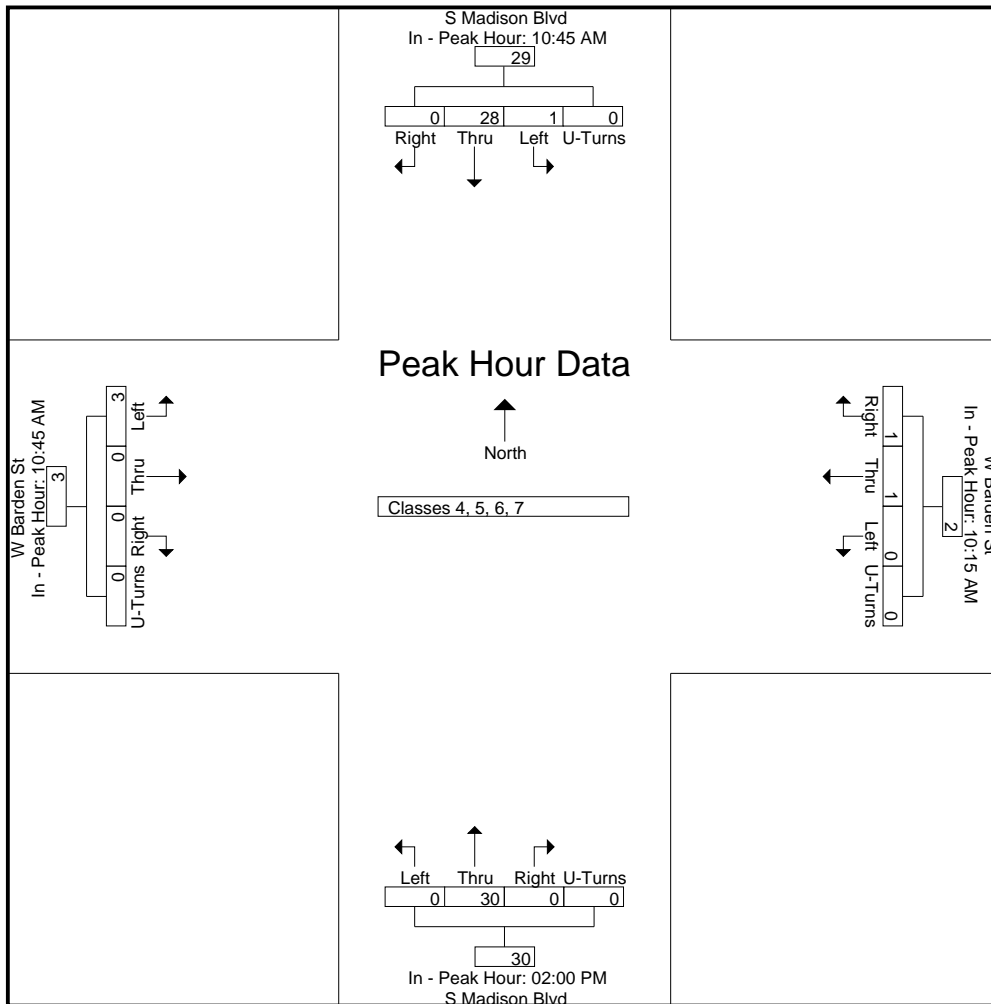
File Name : 14473010 - S Madison Blvd & W Barden St
Site Code : 14473010
Start Date : 8/30/2017
Page No : 6

Start Time	S Madison Blvd Southbound					W Barden St Westbound					S Madison Blvd Northbound					W Barden St Eastbound					Int. Total
	Right	Thru	Left	U-Turns	App. Total	Right	Thru	Left	U-Turns	App. Total	Right	Thru	Left	U-Turns	App. Total	Right	Thru	Left	U-Turns	App. Total	

Peak Hour Analysis From 10:00 AM to 02:45 PM - Peak 1 of 1

Peak Hour for Each Approach Begins at:

	10:45 AM					10:15 AM					02:00 PM					10:45 AM				
+0 mins.	0	10	0	0	10	0	0	0	0	0	0	5	0	0	5	0	0	0	0	0
+15 mins.	0	5	0	0	5	1	0	0	0	1	0	5	0	0	5	0	0	0	0	0
+30 mins.	0	8	0	0	8	0	0	0	0	0	0	9	0	0	9	0	0	1	0	1
+45 mins.	0	5	1	0	6	0	1	0	0	1	0	11	0	0	11	0	0	2	0	2
Total Volume	0	28	1	0	29	1	1	0	0	2	0	30	0	0	30	0	0	3	0	3
% App. Total	0	96.6	3.4	0		50	50	0	0		0	100	0	0		0	0	100	0	
PHF	.000	.700	.250	.000	.725	.250	.250	.000	.000	.500	.000	.682	.000	.000	.682	.000	.000	.375	.000	.375



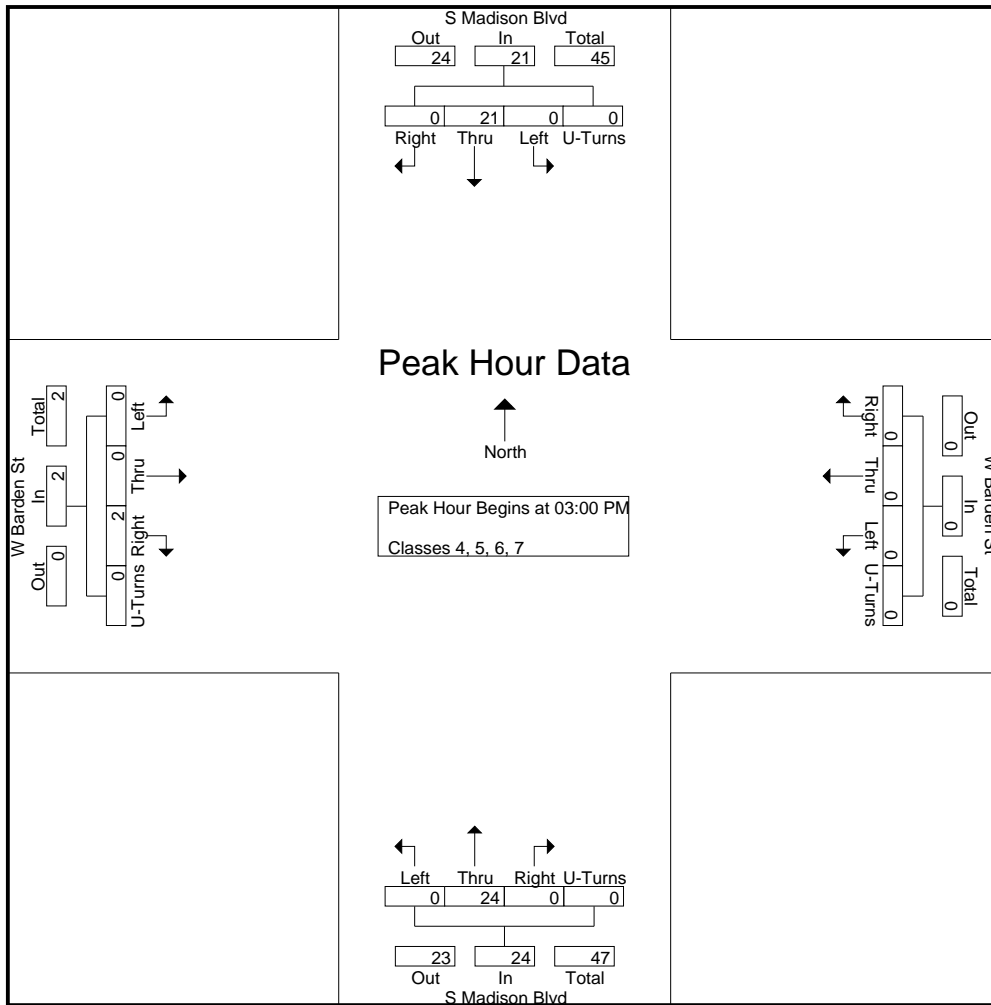
Quality Counts, LLC

920 Blairhill Rd, STE B106
Charlotte, NC 28217

File Name : 14473010 - S Madison Blvd & W Barden St
Site Code : 14473010
Start Date : 8/30/2017
Page No : 7

Start Time	S Madison Blvd Southbound					W Barden St Westbound					S Madison Blvd Northbound					W Barden St Eastbound					Int. Total
	Right	Thru	Left	U-Turns	App. Total	Right	Thru	Left	U-Turns	App. Total	Right	Thru	Left	U-Turns	App. Total	Right	Thru	Left	U-Turns	App. Total	
03:00 PM	0	16	0	0	16	0	0	0	0	0	0	5	0	0	5	0	0	0	0	0	21
03:15 PM	0	4	0	0	4	0	0	0	0	0	0	7	0	0	7	0	0	0	0	0	11
03:30 PM	0	1	0	0	1	0	0	0	0	0	0	3	0	0	3	0	0	0	0	0	4
03:45 PM	0	0	0	0	0	0	0	0	0	0	0	9	0	0	9	2	0	0	0	2	11
Total Volume	0	21	0	0	21	0	0	0	0	0	0	24	0	0	24	2	0	0	0	2	47
% App. Total	0	100	0	0		0	0	0	0		0	100	0	0		100	0	0	0		
PHF	.000	.328	.000	.000	.328	.000	.000	.000	.000	.000	.000	.667	.000	.000	.667	.250	.000	.000	.000	.250	.560

Peak Hour Analysis From 03:00 PM to 06:45 PM - Peak 1 of 1
Peak Hour for Entire Intersection Begins at 03:00 PM



Quality Counts, LLC

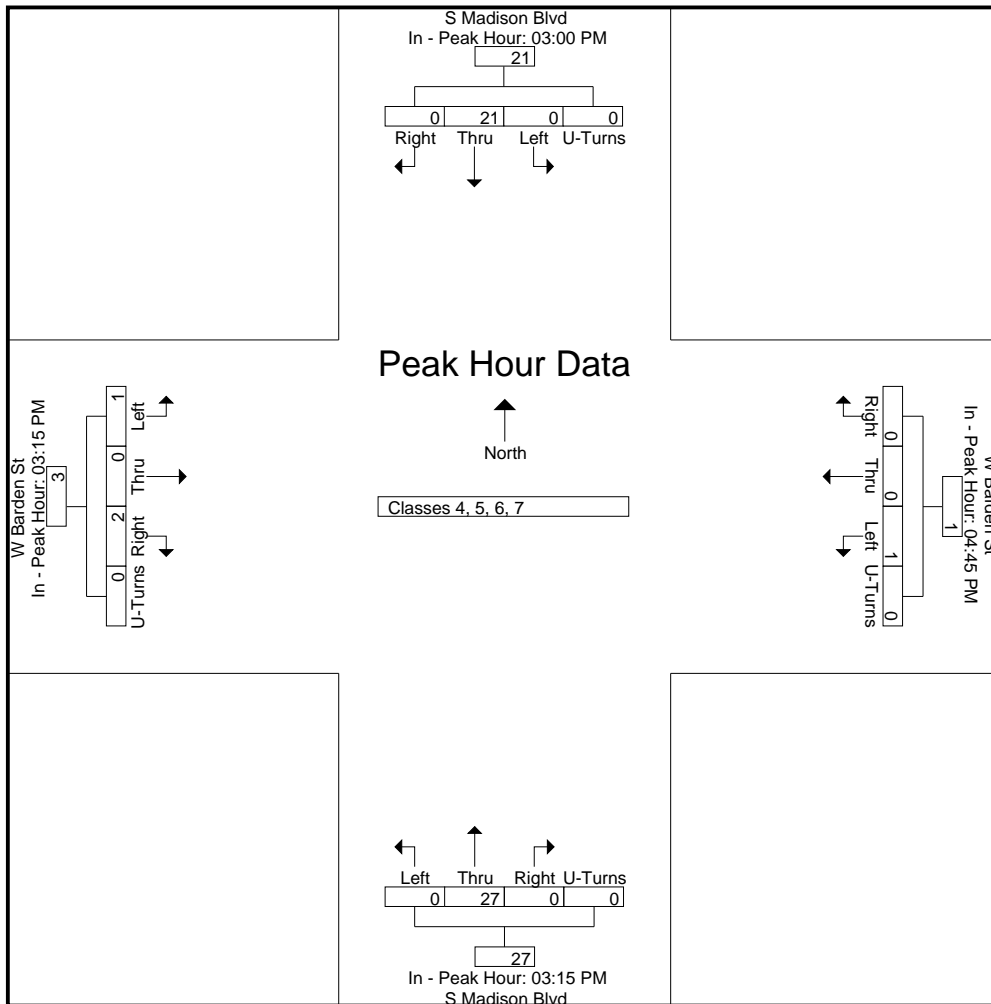
920 Blairhill Rd, STE B106
Charlotte, NC 28217

File Name : 14473010 - S Madison Blvd & W Barden St
Site Code : 14473010
Start Date : 8/30/2017
Page No : 8

Start Time	S Madison Blvd Southbound					W Barden St Westbound					S Madison Blvd Northbound					W Barden St Eastbound					Int. Total
	Right	Thru	Left	U-Turns	App. Total	Right	Thru	Left	U-Turns	App. Total	Right	Thru	Left	U-Turns	App. Total	Right	Thru	Left	U-Turns	App. Total	

Peak Hour Analysis From 03:00 PM to 06:45 PM - Peak 1 of 1
Peak Hour for Each Approach Begins at:

	03:00 PM					04:45 PM					03:15 PM					03:15 PM				
+0 mins.	0	16	0	0	16	0	0	0	0	0	0	7	0	0	7	0	0	0	0	0
+15 mins.	0	4	0	0	4	0	0	0	0	0	0	3	0	0	3	0	0	0	0	0
+30 mins.	0	1	0	0	1	0	0	0	0	0	0	9	0	0	9	2	0	0	0	2
+45 mins.	0	0	0	0	0	0	0	1	0	1	0	8	0	0	8	0	0	1	0	1
Total Volume	0	21	0	0	21	0	0	1	0	1	0	27	0	0	27	2	0	1	0	3
% App. Total	0	100	0	0		0	0	100	0		0	100	0	0		66.7	0	33.3	0	
PHF	.000	.328	.000	.000	.328	.000	.000	.250	.000	.250	.000	.750	.000	.000	.750	.250	.000	.250	.000	.375



Quality Counts, LLC

920 Blairhill Rd, STE B106
Charlotte, NC 28217

File Name : 14473010 - S Madison Blvd & W Barden St

Site Code : 14473010

Start Date : 8/30/2017

Page No : 1

Groups Printed- Classes 8, 9, 10

Start Time	S Madison Blvd Southbound					W Barden St Westbound					S Madison Blvd Northbound					W Barden St Eastbound					Int. Total
	Right	Thru	Left	U-Turns	App. Total	Right	Thru	Left	U-Turns	App. Total	Right	Thru	Left	U-Turns	App. Total	Right	Thru	Left	U-Turns	App. Total	
06:00 AM	0	4	0	0	4	0	0	0	0	0	0	6	0	0	6	0	0	0	0	0	10
06:15 AM	0	3	0	0	3	0	0	0	0	0	0	1	0	1	0	0	0	0	0	0	4
06:30 AM	0	3	0	0	3	0	0	0	0	0	0	5	0	5	0	0	0	0	0	0	8
06:45 AM	0	4	0	0	4	0	0	0	0	0	0	4	0	4	0	0	0	0	0	0	8
Total	0	14	0	0	14	0	0	0	0	0	0	16	0	16	0	0	0	0	0	0	30
07:00 AM	0	4	0	0	4	0	0	0	0	0	0	1	0	1	0	0	0	0	0	0	5
07:15 AM	0	3	0	0	3	0	0	0	0	0	0	6	0	6	0	0	0	0	0	0	9
07:30 AM	0	7	0	0	7	0	0	0	0	0	0	5	0	5	0	0	0	0	0	0	12
07:45 AM	0	8	0	0	8	0	0	0	0	0	0	2	0	2	0	0	0	0	0	0	10
Total	0	22	0	0	22	0	0	0	0	0	0	14	0	14	0	0	0	0	0	0	36
08:00 AM	0	4	0	0	4	0	0	0	0	0	0	3	0	3	0	0	0	0	0	0	7
08:15 AM	0	5	0	0	5	0	0	0	0	0	0	5	0	5	0	0	0	0	0	0	10
08:30 AM	0	5	0	0	5	0	0	0	0	0	0	9	0	9	1	0	0	0	0	1	15
08:45 AM	0	8	0	0	8	0	0	0	0	0	0	6	0	6	0	0	0	0	0	0	14
Total	0	22	0	0	22	0	0	0	0	0	0	23	0	23	1	0	0	0	1	1	46
09:00 AM	0	8	0	0	8	0	0	0	0	0	0	8	0	8	0	0	0	0	0	0	16
09:15 AM	0	6	0	0	6	0	0	0	0	0	0	10	0	10	0	0	0	0	0	0	16
09:30 AM	0	6	0	0	6	0	0	0	0	0	0	4	0	4	0	0	0	0	0	0	10
09:45 AM	0	2	0	0	2	0	0	0	0	0	0	10	0	10	0	0	0	0	0	0	12
Total	0	22	0	0	22	0	0	0	0	0	0	32	0	32	0	0	0	0	0	0	54
10:00 AM	0	4	0	0	4	0	0	0	0	0	0	12	0	12	0	0	0	0	0	0	16
10:15 AM	0	12	0	0	12	0	0	0	0	0	0	6	0	6	0	0	0	0	0	0	18
10:30 AM	0	3	0	0	3	0	0	0	0	0	0	3	0	3	0	0	0	0	0	0	6
10:45 AM	0	7	0	0	7	0	0	0	0	0	0	5	0	5	0	0	0	0	0	0	12
Total	0	26	0	0	26	0	0	0	0	0	0	26	0	26	0	0	0	0	0	0	52
11:00 AM	0	5	0	0	5	0	0	0	0	0	0	7	0	7	0	0	0	0	0	0	12
11:15 AM	0	7	0	0	7	0	0	0	0	0	0	7	0	7	0	0	0	0	0	0	14
11:30 AM	0	3	0	0	3	0	0	0	0	0	0	9	0	9	0	0	0	0	0	0	12
11:45 AM	0	0	0	0	0	0	0	0	0	0	0	6	0	6	0	0	0	0	0	0	6
Total	0	15	0	0	15	0	0	0	0	0	0	29	0	29	0	0	0	0	0	0	44
12:00 PM	0	3	0	0	3	0	0	0	0	0	0	2	0	2	0	0	0	0	0	0	5
12:15 PM	0	2	0	0	2	0	0	0	0	0	0	6	0	6	0	0	0	0	0	0	8
12:30 PM	0	6	0	0	6	0	0	0	0	0	0	8	0	8	0	0	0	0	0	0	14
12:45 PM	0	6	0	0	6	0	0	0	0	0	0	12	0	12	0	0	0	0	0	0	18
Total	0	17	0	0	17	0	0	0	0	0	0	28	0	28	0	0	0	0	0	0	45
01:00 PM	0	2	0	0	2	0	0	0	0	0	0	5	0	5	0	0	0	0	0	0	7
01:15 PM	0	4	0	0	4	0	0	0	0	0	0	7	0	7	0	0	0	0	0	0	11
01:30 PM	0	4	1	0	5	0	0	0	0	0	0	5	0	5	1	0	0	0	0	1	11
01:45 PM	0	4	0	0	4	0	0	0	0	0	0	9	0	9	0	0	0	0	0	0	13
Total	0	14	1	0	15	0	0	0	0	0	0	26	0	26	1	0	0	0	1	1	42
02:00 PM	0	4	0	0	4	0	0	1	0	1	0	5	0	5	0	0	0	0	0	0	10
02:15 PM	0	7	0	0	7	1	0	0	0	1	0	0	0	0	0	0	0	0	0	0	8
02:30 PM	0	3	0	0	3	0	0	0	0	0	0	5	0	5	0	0	0	0	0	0	8
02:45 PM	0	7	0	0	7	0	0	0	0	0	0	4	0	4	0	0	0	0	0	0	11
Total	0	21	0	0	21	1	0	1	0	2	0	14	0	14	0	0	0	0	0	0	37
03:00 PM	0	2	0	0	2	0	0	0	0	0	0	3	0	3	0	0	0	0	0	0	5
03:15 PM	0	2	0	0	2	0	0	0	0	0	0	6	0	6	0	0	0	0	0	0	8
03:30 PM	0	2	0	0	2	0	0	0	0	0	0	8	0	8	0	0	0	0	0	0	10
03:45 PM	0	5	0	0	5	0	0	0	0	0	0	2	0	2	0	0	0	0	0	0	7
Total	0	11	0	0	11	0	0	0	0	0	0	19	0	19	0	0	0	0	0	0	30

Quality Counts, LLC

920 Blairhill Rd, STE B106
Charlotte, NC 28217

File Name : 14473010 - S Madison Blvd & W Barden St

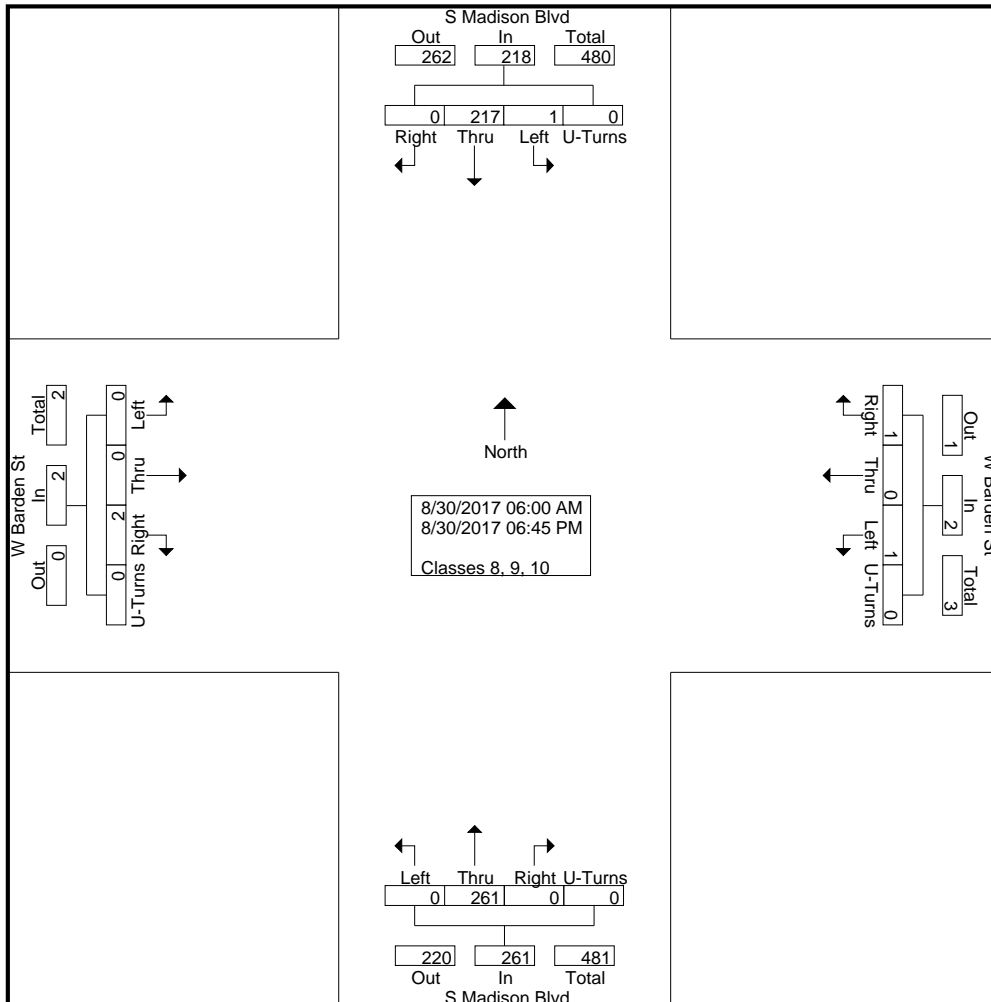
Site Code : 14473010

Start Date : 8/30/2017

Page No : 2

Groups Printed- Classes 8, 9, 10

Start Time	S Madison Blvd Southbound					W Barden St Westbound					S Madison Blvd Northbound					W Barden St Eastbound					Int. Total
	Right	Thru	Left	U-Turns	App. Total	Right	Thru	Left	U-Turns	App. Total	Right	Thru	Left	U-Turns	App. Total	Right	Thru	Left	U-Turns	App. Total	
04:00 PM	0	2	0	0	2	0	0	0	0	0	0	4	0	0	4	0	0	0	0	0	0
04:15 PM	0	2	0	0	2	0	0	0	0	0	0	9	0	0	9	0	0	0	0	0	0
04:30 PM	0	4	0	0	4	0	0	0	0	0	0	3	0	0	3	0	0	0	0	0	0
04:45 PM	0	3	0	0	3	0	0	0	0	0	0	4	0	0	4	0	0	0	0	0	0
Total	0	11	0	0	11	0	0	0	0	0	0	20	0	0	20	0	0	0	0	0	0
05:00 PM	0	6	0	0	6	0	0	0	0	0	0	3	0	0	3	0	0	0	0	0	0
05:15 PM	0	4	0	0	4	0	0	0	0	0	0	3	0	0	3	0	0	0	0	0	0
05:30 PM	0	2	0	0	2	0	0	0	0	0	0	4	0	0	4	0	0	0	0	0	0
05:45 PM	0	0	0	0	0	0	0	0	0	0	0	1	0	0	1	0	0	0	0	0	0
Total	0	12	0	0	12	0	0	0	0	0	0	11	0	0	11	0	0	0	0	0	0
06:00 PM	0	2	0	0	2	0	0	0	0	0	0	1	0	0	1	0	0	0	0	0	0
06:15 PM	0	4	0	0	4	0	0	0	0	0	0	0	0	0	0	0	0	0	0	0	0
06:30 PM	0	2	0	0	2	0	0	0	0	0	0	1	0	0	1	0	0	0	0	0	0
06:45 PM	0	2	0	0	2	0	0	0	0	0	0	1	0	0	1	0	0	0	0	0	0
Total	0	10	0	0	10	0	0	0	0	0	0	3	0	0	3	0	0	0	0	0	0
Grand Total	0	217	1	0	218	1	0	1	0	2	0	261	0	0	261	2	0	0	0	2	483
Apprch %	0	99.5	0.5	0		50	0	50	0		0	100	0	0		100	0	0	0		
Total %	0	44.9	0.2	0	45.1	0.2	0	0.2	0	0.4	0	54	0	0	54	0.4	0	0	0	0.4	

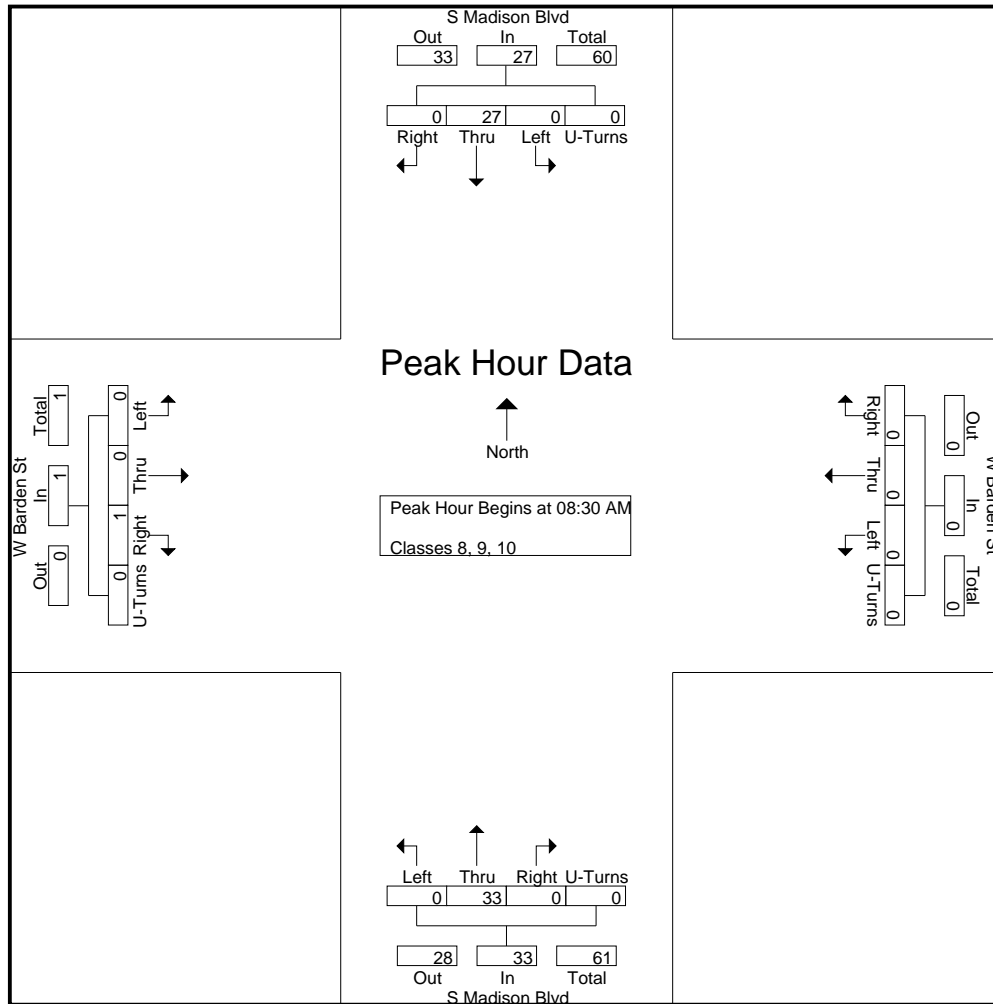


Quality Counts, LLC

920 Blairhill Rd, STE B106
Charlotte, NC 28217

File Name : 14473010 - S Madison Blvd & W Barden St
Site Code : 14473010
Start Date : 8/30/2017
Page No : 3

Start Time	S Madison Blvd Southbound					W Barden St Westbound					S Madison Blvd Northbound					W Barden St Eastbound					Int. Total
	Right	Thru	Left	U-Turns	App. Total	Right	Thru	Left	U-Turns	App. Total	Right	Thru	Left	U-Turns	App. Total	Right	Thru	Left	U-Turns	App. Total	
Peak Hour Analysis From 06:00 AM to 09:45 AM - Peak 1 of 1																					
Peak Hour for Entire Intersection Begins at 08:30 AM																					
08:30 AM	0	5	0	0	5	0	0	0	0	0	0	9	0	0	9	1	0	0	0	1	15
08:45 AM	0	8	0	0	8	0	0	0	0	0	0	6	0	0	6	0	0	0	0	0	14
09:00 AM	0	8	0	0	8	0	0	0	0	0	0	8	0	0	8	0	0	0	0	0	16
09:15 AM	0	6	0	0	6	0	0	0	0	0	0	10	0	0	10	0	0	0	0	0	16
Total Volume	0	27	0	0	27	0	0	0	0	0	0	33	0	0	33	1	0	0	0	1	61
% App. Total	0	100	0	0		0	0	0	0		0	100	0	0		100	0	0	0		
PHF	.000	.844	.000	.000	.844	.000	.000	.000	.000	.000	.000	.825	.000	.000	.825	.250	.000	.000	.000	.250	.953

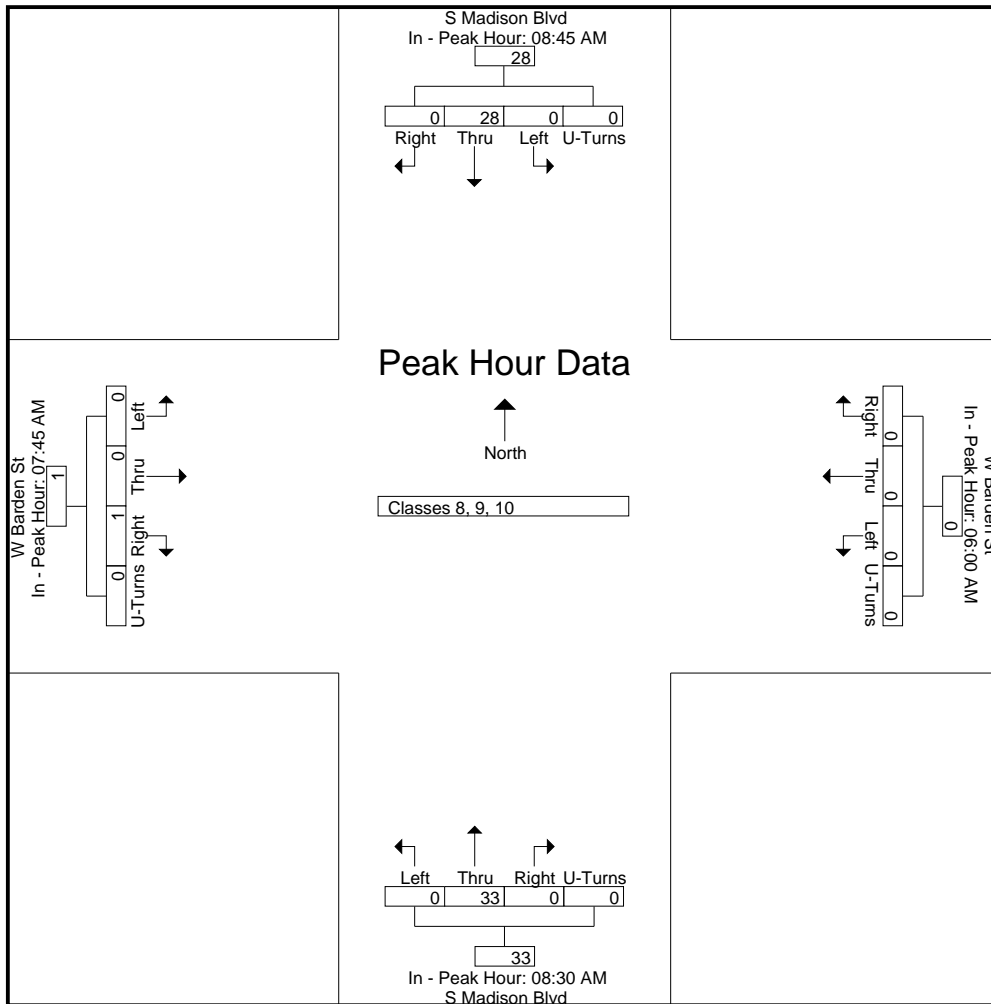


Quality Counts, LLC

920 Blairhill Rd, STE B106
Charlotte, NC 28217

File Name : 14473010 - S Madison Blvd & W Barden St
Site Code : 14473010
Start Date : 8/30/2017
Page No : 4

Start Time	S Madison Blvd Southbound					W Barden St Westbound					S Madison Blvd Northbound					W Barden St Eastbound					Int. Total	
	Right	Thru	Left	U-Turns	App. Total	Right	Thru	Left	U-Turns	App. Total	Right	Thru	Left	U-Turns	App. Total	Right	Thru	Left	U-Turns	App. Total		
Peak Hour Analysis From 06:00 AM to 09:45 AM - Peak 1 of 1																						
Peak Hour for Each Approach Begins at:																						
	08:45 AM					06:00 AM					08:30 AM					07:45 AM						
+0 mins.	0	8	0	0	8	0	0	0	0	0	0	9	0	0	9	0	0	0	0	0	0	0
+15 mins.	0	8	0	0	8	0	0	0	0	0	0	6	0	0	6	0	0	0	0	0	0	0
+30 mins.	0	6	0	0	6	0	0	0	0	0	0	8	0	0	8	0	0	0	0	0	0	0
+45 mins.	0	6	0	0	6	0	0	0	0	0	0	10	0	0	10	1	0	0	0	0	1	0
Total Volume	0	28	0	0	28	0	0	0	0	0	0	33	0	0	33	1	0	0	0	0	1	0
% App. Total	0	100	0	0	0	0	0	0	0	0	0	100	0	0	0	100	0	0	0	0	0	0
PHF	.000	.875	.000	.000	.875	.000	.000	.000	.000	.000	.000	.825	.000	.000	.825	.250	.000	.000	.000	.000	.250	.000



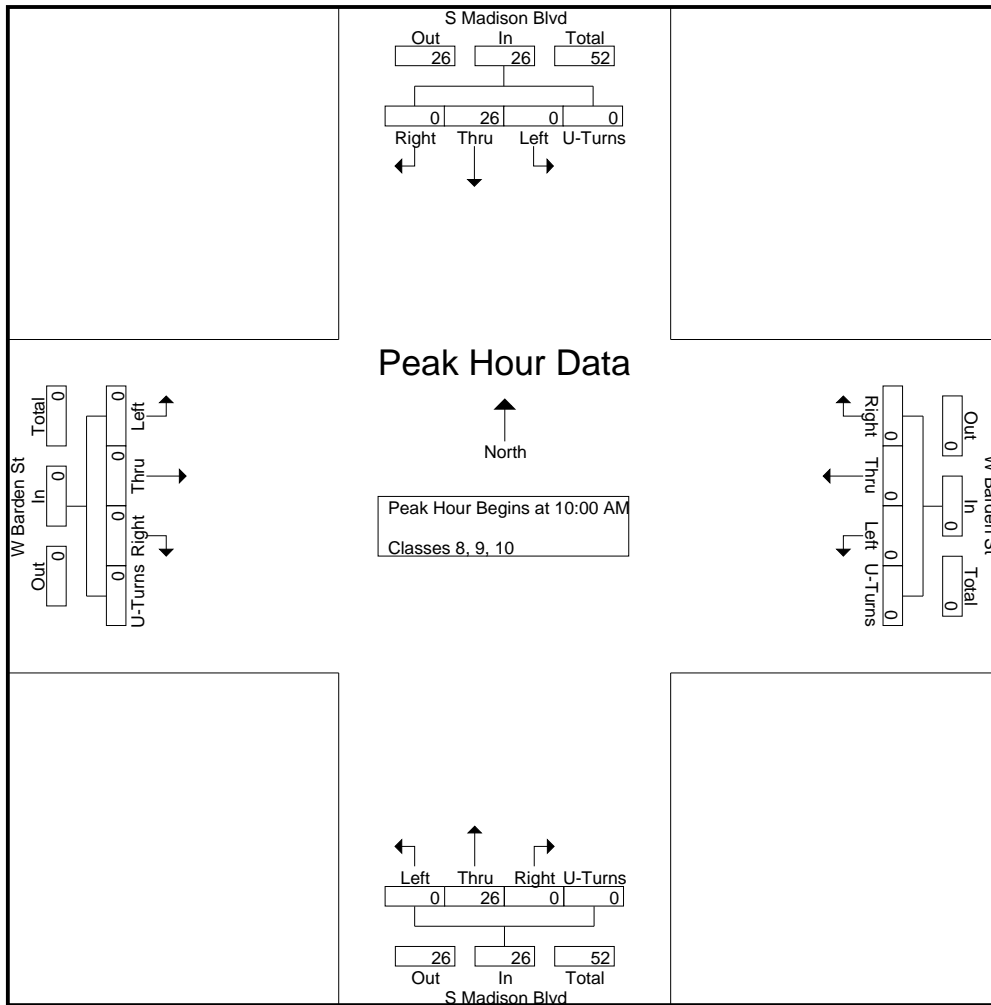
Quality Counts, LLC

920 Blairhill Rd, STE B106
Charlotte, NC 28217

File Name : 14473010 - S Madison Blvd & W Barden St
Site Code : 14473010
Start Date : 8/30/2017
Page No : 5

Start Time	S Madison Blvd Southbound					W Barden St Westbound					S Madison Blvd Northbound					W Barden St Eastbound					Int. Total
	Right	Thru	Left	U-Turns	App. Total	Right	Thru	Left	U-Turns	App. Total	Right	Thru	Left	U-Turns	App. Total	Right	Thru	Left	U-Turns	App. Total	
10:00 AM	0	4	0	0	4	0	0	0	0	0	0	12	0	0	12	0	0	0	0	0	16
10:15 AM	0	12	0	0	12	0	0	0	0	0	0	6	0	0	6	0	0	0	0	0	18
10:30 AM	0	3	0	0	3	0	0	0	0	0	0	3	0	0	3	0	0	0	0	0	6
10:45 AM	0	7	0	0	7	0	0	0	0	0	0	5	0	0	5	0	0	0	0	0	12
Total Volume	0	26	0	0	26	0	0	0	0	0	0	26	0	0	26	0	0	0	0	0	52
% App. Total	0	100	0	0		0	0	0	0		0	100	0	0		0	0	0	0		
PHF	.000	.542	.000	.000	.542	.000	.000	.000	.000	.000	.000	.542	.000	.000	.542	.000	.000	.000	.000	.000	.722

Peak Hour Analysis From 10:00 AM to 02:45 PM - Peak 1 of 1
Peak Hour for Entire Intersection Begins at 10:00 AM



Quality Counts, LLC

920 Blairhill Rd, STE B106
Charlotte, NC 28217

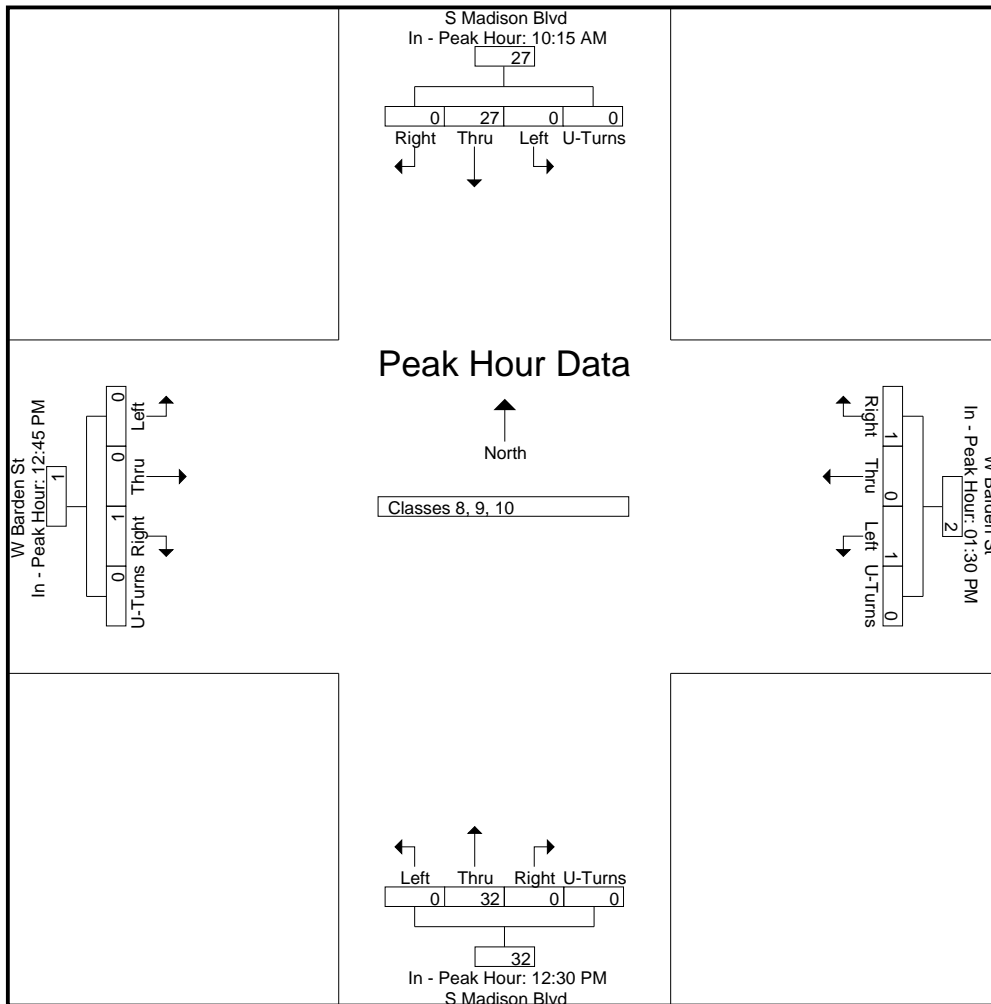
File Name : 14473010 - S Madison Blvd & W Barden St
Site Code : 14473010
Start Date : 8/30/2017
Page No : 6

Start Time	S Madison Blvd Southbound					W Barden St Westbound					S Madison Blvd Northbound					W Barden St Eastbound					Int. Total
	Right	Thru	Left	U-Turns	App. Total	Right	Thru	Left	U-Turns	App. Total	Right	Thru	Left	U-Turns	App. Total	Right	Thru	Left	U-Turns	App. Total	

Peak Hour Analysis From 10:00 AM to 02:45 PM - Peak 1 of 1

Peak Hour for Each Approach Begins at:

	10:15 AM					01:30 PM					12:30 PM					12:45 PM				
+0 mins.	0	12	0	0	12	0	0	0	0	0	0	8	0	0	8	0	0	0	0	0
+15 mins.	0	3	0	0	3	0	0	0	0	0	0	12	0	0	12	0	0	0	0	0
+30 mins.	0	7	0	0	7	0	0	1	0	1	0	5	0	0	5	0	0	0	0	0
+45 mins.	0	5	0	0	5	1	0	0	0	1	0	7	0	0	7	1	0	0	0	1
Total Volume	0	27	0	0	27	1	0	1	0	2	0	32	0	0	32	1	0	0	0	1
% App. Total	0	100	0	0		50	0	50	0		0	100	0	0		100	0	0	0	
PHF	.000	.563	.000	.000	.563	.250	.000	.250	.000	.500	.000	.667	.000	.000	.667	.250	.000	.000	.000	.250



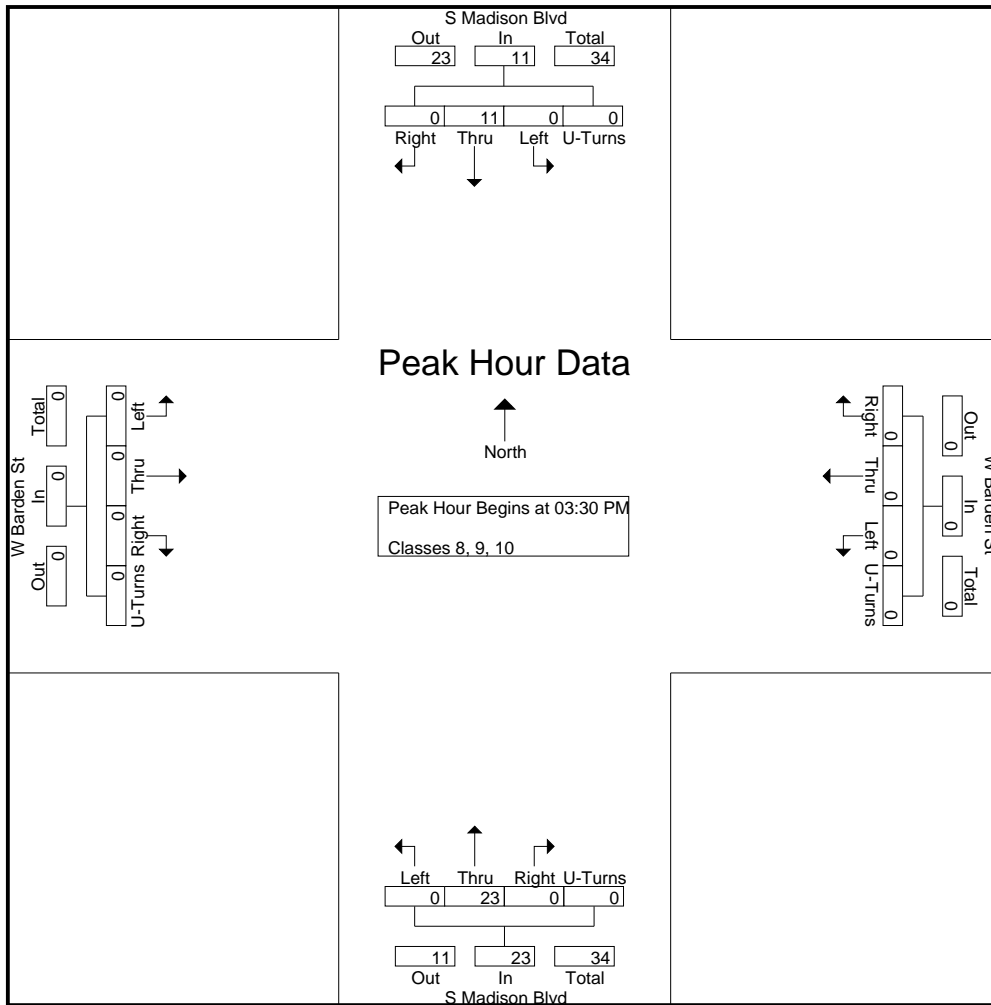
Quality Counts, LLC

920 Blairhill Rd, STE B106
Charlotte, NC 28217

File Name : 14473010 - S Madison Blvd & W Barden St
Site Code : 14473010
Start Date : 8/30/2017
Page No : 7

Start Time	S Madison Blvd Southbound					W Barden St Westbound					S Madison Blvd Northbound					W Barden St Eastbound					Int. Total
	Right	Thru	Left	U-Turns	App. Total	Right	Thru	Left	U-Turns	App. Total	Right	Thru	Left	U-Turns	App. Total	Right	Thru	Left	U-Turns	App. Total	
03:30 PM	0	2	0	0	2	0	0	0	0	0	0	8	0	0	8	0	0	0	0	0	10
03:45 PM	0	5	0	0	5	0	0	0	0	0	0	2	0	0	2	0	0	0	0	0	7
04:00 PM	0	2	0	0	2	0	0	0	0	0	0	4	0	0	4	0	0	0	0	0	6
04:15 PM	0	2	0	0	2	0	0	0	0	0	0	9	0	0	9	0	0	0	0	0	11
Total Volume	0	11	0	0	11	0	0	0	0	0	0	23	0	0	23	0	0	0	0	0	34
% App. Total	0	100	0	0		0	0	0	0		0	100	0	0		0	0	0	0		
PHF	.000	.550	.000	.000	.550	.000	.000	.000	.000	.000	.000	.639	.000	.000	.639	.000	.000	.000	.000	.000	.773

Peak Hour Analysis From 03:00 PM to 06:45 PM - Peak 1 of 1
Peak Hour for Entire Intersection Begins at 03:30 PM



Quality Counts, LLC

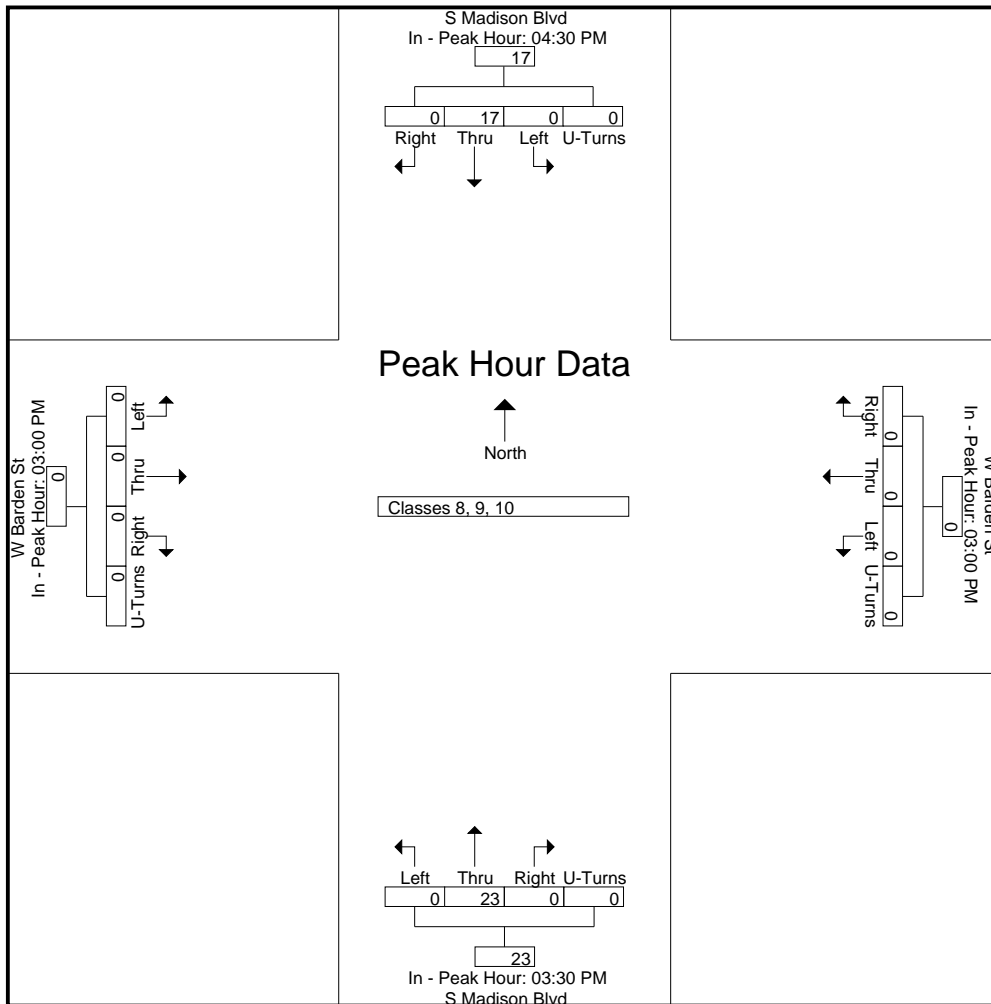
920 Blairhill Rd, STE B106
Charlotte, NC 28217

File Name : 14473010 - S Madison Blvd & W Barden St
Site Code : 14473010
Start Date : 8/30/2017
Page No : 8

Start Time	S Madison Blvd Southbound					W Barden St Westbound					S Madison Blvd Northbound					W Barden St Eastbound					Int. Total
	Right	Thru	Left	U-Turns	App. Total	Right	Thru	Left	U-Turns	App. Total	Right	Thru	Left	U-Turns	App. Total	Right	Thru	Left	U-Turns	App. Total	

Peak Hour Analysis From 03:00 PM to 06:45 PM - Peak 1 of 1
Peak Hour for Each Approach Begins at:

	04:30 PM					03:00 PM					03:30 PM					03:00 PM				
+0 mins.	0	4	0	0	4	0	0	0	0	0	0	8	0	0	8	0	0	0	0	0
+15 mins.	0	3	0	0	3	0	0	0	0	0	0	2	0	0	2	0	0	0	0	0
+30 mins.	0	6	0	0	6	0	0	0	0	0	0	4	0	0	4	0	0	0	0	0
+45 mins.	0	4	0	0	4	0	0	0	0	0	0	9	0	0	9	0	0	0	0	0
Total Volume	0	17	0	0	17	0	0	0	0	0	0	23	0	0	23	0	0	0	0	0
% App. Total	0	100	0	0	0	0	0	0	0	0	0	100	0	0	0	0	0	0	0	0
PHF	.000	.708	.000	.000	.708	.000	.000	.000	.000	.000	.000	.639	.000	.000	.639	.000	.000	.000	.000	.000



Quality Counts, LLC

920 Blairhill Rd, STE B106
Charlotte, NC 28217

File Name : 14473010 - S Madison Blvd & W Barden St

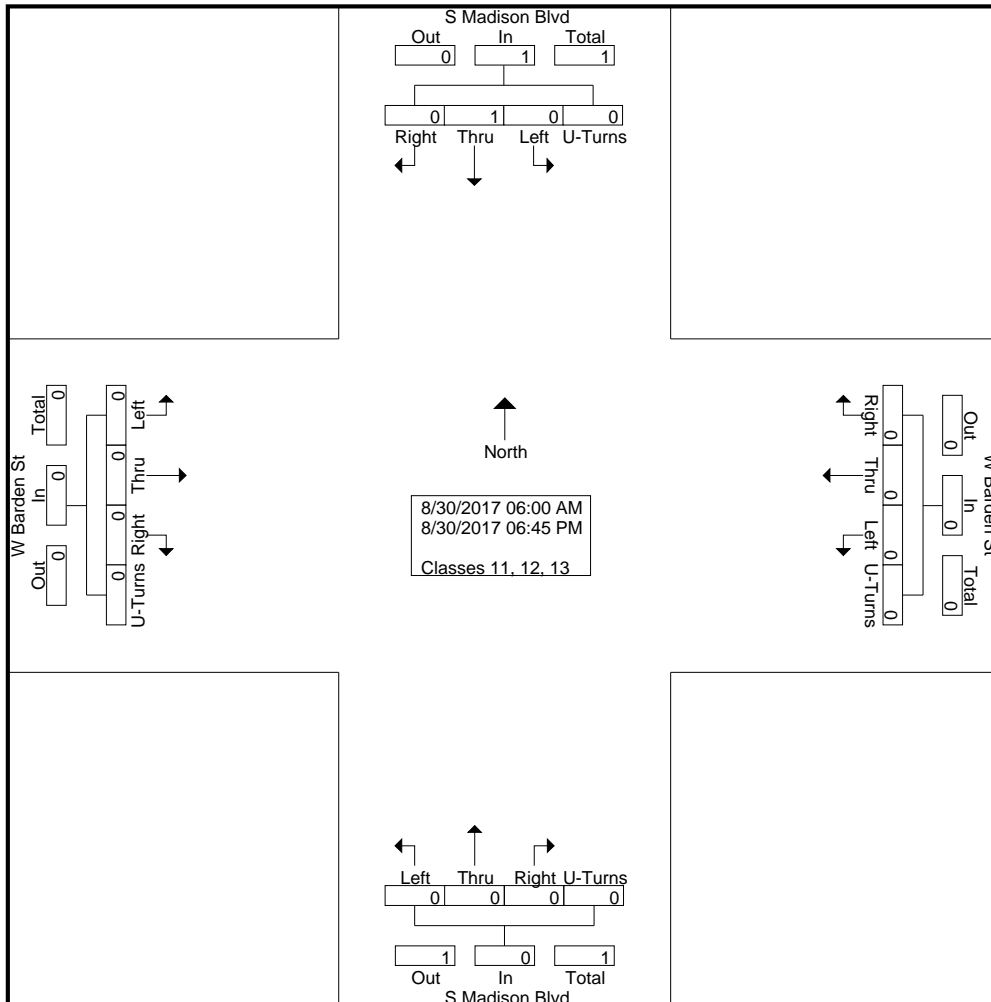
Site Code : 14473010

Start Date : 8/30/2017

Page No : 2

Groups Printed- Classes 11, 12, 13

Start Time	S Madison Blvd Southbound					W Barden St Westbound					S Madison Blvd Northbound					W Barden St Eastbound					Int. Total					
	Right	Thru	Left	U-Turns	App. Total	Right	Thru	Left	U-Turns	App. Total	Right	Thru	Left	U-Turns	App. Total	Right	Thru	Left	U-Turns	App. Total						
04:00 PM	0	0	0	0	0	0	0	0	0	0	0	0	0	0	0	0	0	0	0	0	0	0	0	0	0	0
04:15 PM	0	0	0	0	0	0	0	0	0	0	0	0	0	0	0	0	0	0	0	0	0	0	0	0	0	0
04:30 PM	0	0	0	0	0	0	0	0	0	0	0	0	0	0	0	0	0	0	0	0	0	0	0	0	0	0
04:45 PM	0	0	0	0	0	0	0	0	0	0	0	0	0	0	0	0	0	0	0	0	0	0	0	0	0	0
Total	0	0	0	0	0	0	0	0	0	0	0	0	0	0	0	0	0	0	0	0	0	0	0	0	0	0
05:00 PM	0	0	0	0	0	0	0	0	0	0	0	0	0	0	0	0	0	0	0	0	0	0	0	0	0	0
05:15 PM	0	0	0	0	0	0	0	0	0	0	0	0	0	0	0	0	0	0	0	0	0	0	0	0	0	0
05:30 PM	0	0	0	0	0	0	0	0	0	0	0	0	0	0	0	0	0	0	0	0	0	0	0	0	0	0
05:45 PM	0	0	0	0	0	0	0	0	0	0	0	0	0	0	0	0	0	0	0	0	0	0	0	0	0	0
Total	0	0	0	0	0	0	0	0	0	0	0	0	0	0	0	0	0	0	0	0	0	0	0	0	0	0
06:00 PM	0	0	0	0	0	0	0	0	0	0	0	0	0	0	0	0	0	0	0	0	0	0	0	0	0	0
06:15 PM	0	0	0	0	0	0	0	0	0	0	0	0	0	0	0	0	0	0	0	0	0	0	0	0	0	0
06:30 PM	0	0	0	0	0	0	0	0	0	0	0	0	0	0	0	0	0	0	0	0	0	0	0	0	0	0
06:45 PM	0	0	0	0	0	0	0	0	0	0	0	0	0	0	0	0	0	0	0	0	0	0	0	0	0	0
Total	0	0	0	0	0	0	0	0	0	0	0	0	0	0	0	0	0	0	0	0	0	0	0	0	0	0
Grand Total	0	1	0	0	1	0	0	0	0	0	0	0	0	0	0	0	0	0	0	0	0	0	0	0	0	1
Apprch %	0	100	0	0		0	0	0	0		0	0	0	0		0	0	0	0		0	0	0	0		
Total %	0	100	0	0	100	0	0	0	0		0	0	0	0		0	0	0	0		0	0	0	0		

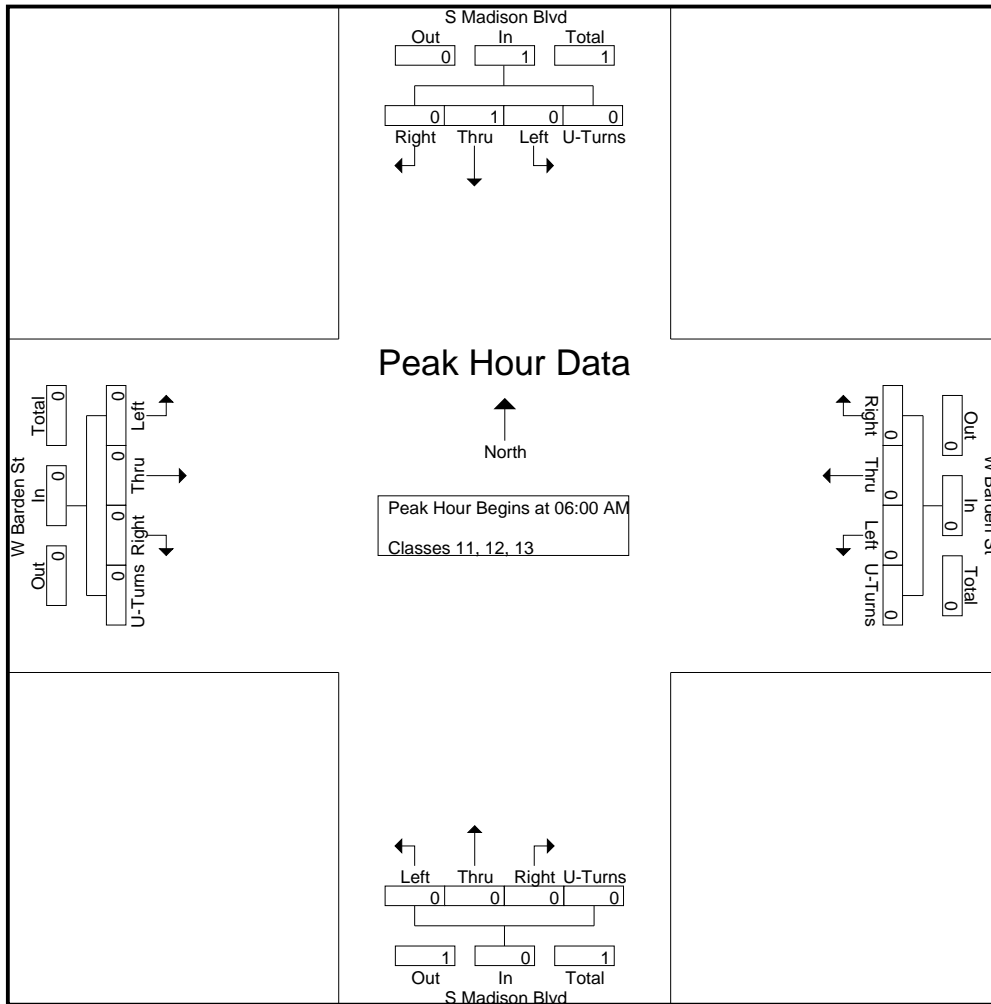


Quality Counts, LLC

920 Blairhill Rd, STE B106
Charlotte, NC 28217

File Name : 14473010 - S Madison Blvd & W Barden St
Site Code : 14473010
Start Date : 8/30/2017
Page No : 3

Start Time	S Madison Blvd Southbound					W Barden St Westbound					S Madison Blvd Northbound					W Barden St Eastbound					Int. Total	
	Right	Thru	Left	U-Turns	App. Total	Right	Thru	Left	U-Turns	App. Total	Right	Thru	Left	U-Turns	App. Total	Right	Thru	Left	U-Turns	App. Total		
Peak Hour Analysis From 06:00 AM to 09:45 AM - Peak 1 of 1																						
Peak Hour for Entire Intersection Begins at 06:00 AM																						
06:00 AM	0	0	0	0	0	0	0	0	0	0	0	0	0	0	0	0	0	0	0	0	0	0
06:15 AM	0	1	0	0	1	0	0	0	0	0	0	0	0	0	0	0	0	0	0	0	0	0
06:30 AM	0	0	0	0	0	0	0	0	0	0	0	0	0	0	0	0	0	0	0	0	0	0
06:45 AM	0	0	0	0	0	0	0	0	0	0	0	0	0	0	0	0	0	0	0	0	0	0
Total Volume	0	1	0	0	1	0	0	0	0	0	0	0	0	0	0	0	0	0	0	0	0	0
% App. Total	0	100	0	0		0	0	0	0		0	0	0	0		0	0	0	0		0	
PHF	.000	.250	.000	.000	.250	.000	.000	.000	.000	.000	.000	.000	.000	.000	.000	.000	.000	.000	.000	.000	.000	.250

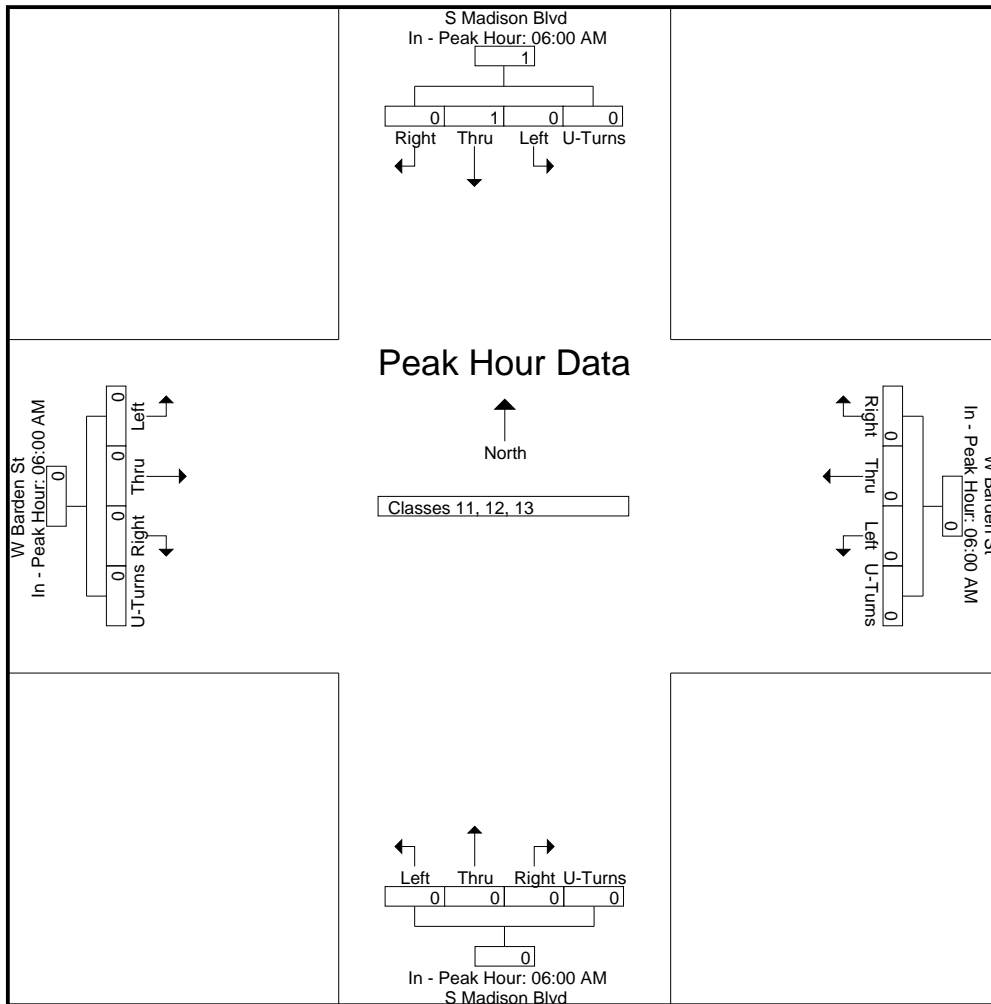


Quality Counts, LLC

920 Blairhill Rd, STE B106
Charlotte, NC 28217

File Name : 14473010 - S Madison Blvd & W Barden St
Site Code : 14473010
Start Date : 8/30/2017
Page No : 4

Start Time	S Madison Blvd Southbound					W Barden St Westbound					S Madison Blvd Northbound					W Barden St Eastbound					Int. Total	
	Right	Thru	Left	U-Turns	App. Total	Right	Thru	Left	U-Turns	App. Total	Right	Thru	Left	U-Turns	App. Total	Right	Thru	Left	U-Turns	App. Total		
Peak Hour Analysis From 06:00 AM to 09:45 AM - Peak 1 of 1																						
Peak Hour for Each Approach Begins at:																						
	06:00 AM					06:00 AM					06:00 AM					06:00 AM						
+0 mins.	0	0	0	0	0	0	0	0	0	0	0	0	0	0	0	0	0	0	0	0	0	0
+15 mins.	0	1	0	0	1	0	0	0	0	0	0	0	0	0	0	0	0	0	0	0	0	0
+30 mins.	0	0	0	0	0	0	0	0	0	0	0	0	0	0	0	0	0	0	0	0	0	0
+45 mins.	0	0	0	0	0	0	0	0	0	0	0	0	0	0	0	0	0	0	0	0	0	0
Total Volume	0	1	0	0	1	0	0	0	0	0	0	0	0	0	0	0	0	0	0	0	0	0
% App. Total	0	100	0	0		0	0	0	0		0	0	0	0		0	0	0	0		0	
PHF	.000	.250	.000	.000	.250	.000	.000	.000	.000	.000	.000	.000	.000	.000	.000	.000	.000	.000	.000	.000	.000	.000

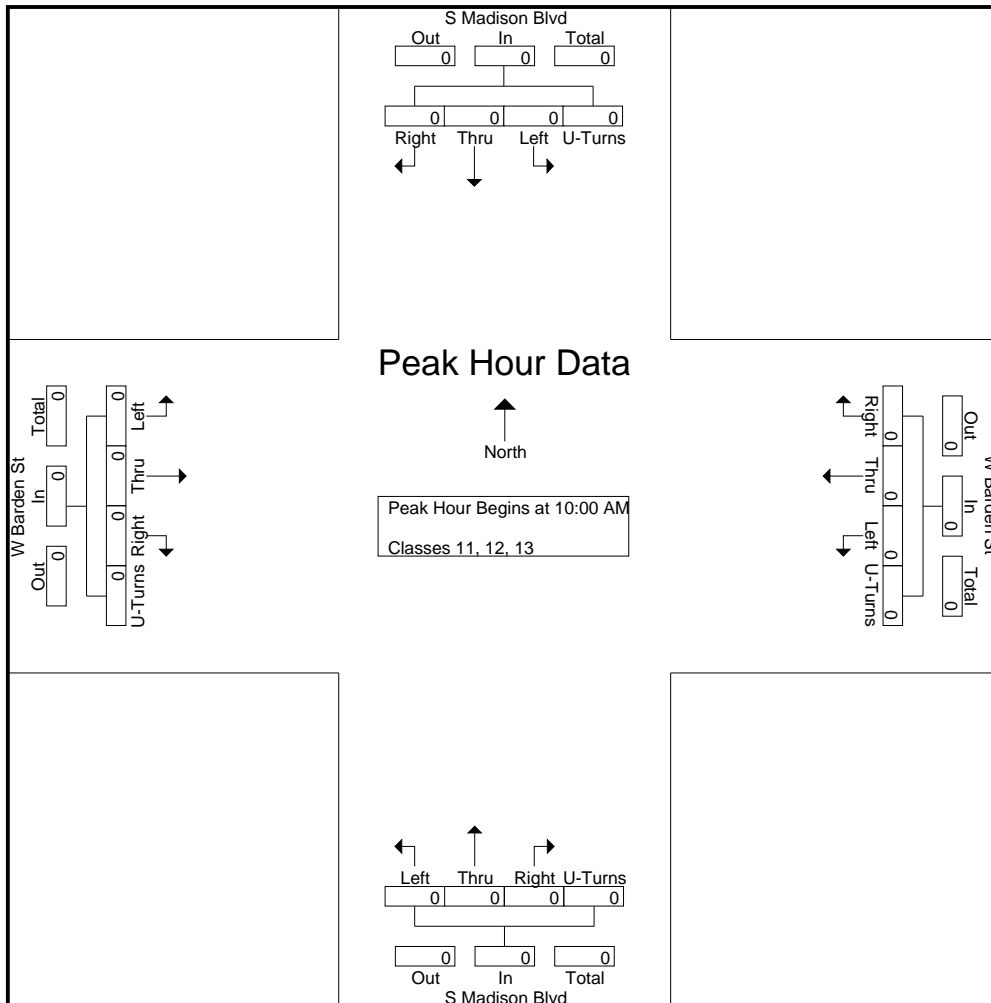


Quality Counts, LLC

920 Blairhill Rd, STE B106
Charlotte, NC 28217

File Name : 14473010 - S Madison Blvd & W Barden St
Site Code : 14473010
Start Date : 8/30/2017
Page No : 5

Start Time	S Madison Blvd Southbound					W Barden St Westbound					S Madison Blvd Northbound					W Barden St Eastbound					Int. Total
	Right	Thru	Left	U-Turns	App. Total	Right	Thru	Left	U-Turns	App. Total	Right	Thru	Left	U-Turns	App. Total	Right	Thru	Left	U-Turns	App. Total	
Peak Hour Analysis From 10:00 AM to 02:45 PM - Peak 1 of 1																					
Peak Hour for Entire Intersection Begins at 10:00 AM																					
10:00 AM	0	0	0	0	0	0	0	0	0	0	0	0	0	0	0	0	0	0	0	0	0
10:15 AM	0	0	0	0	0	0	0	0	0	0	0	0	0	0	0	0	0	0	0	0	0
10:30 AM	0	0	0	0	0	0	0	0	0	0	0	0	0	0	0	0	0	0	0	0	0
10:45 AM	0	0	0	0	0	0	0	0	0	0	0	0	0	0	0	0	0	0	0	0	0
Total Volume	0	0	0	0	0	0	0	0	0	0	0	0	0	0	0	0	0	0	0	0	0
% App. Total	0	0	0	0	0	0	0	0	0	0	0	0	0	0	0	0	0	0	0	0	0
PHF	.000	.000	.000	.000	.000	.000	.000	.000	.000	.000	.000	.000	.000	.000	.000	.000	.000	.000	.000	.000	.000



Quality Counts, LLC

920 Blairhill Rd, STE B106
Charlotte, NC 28217

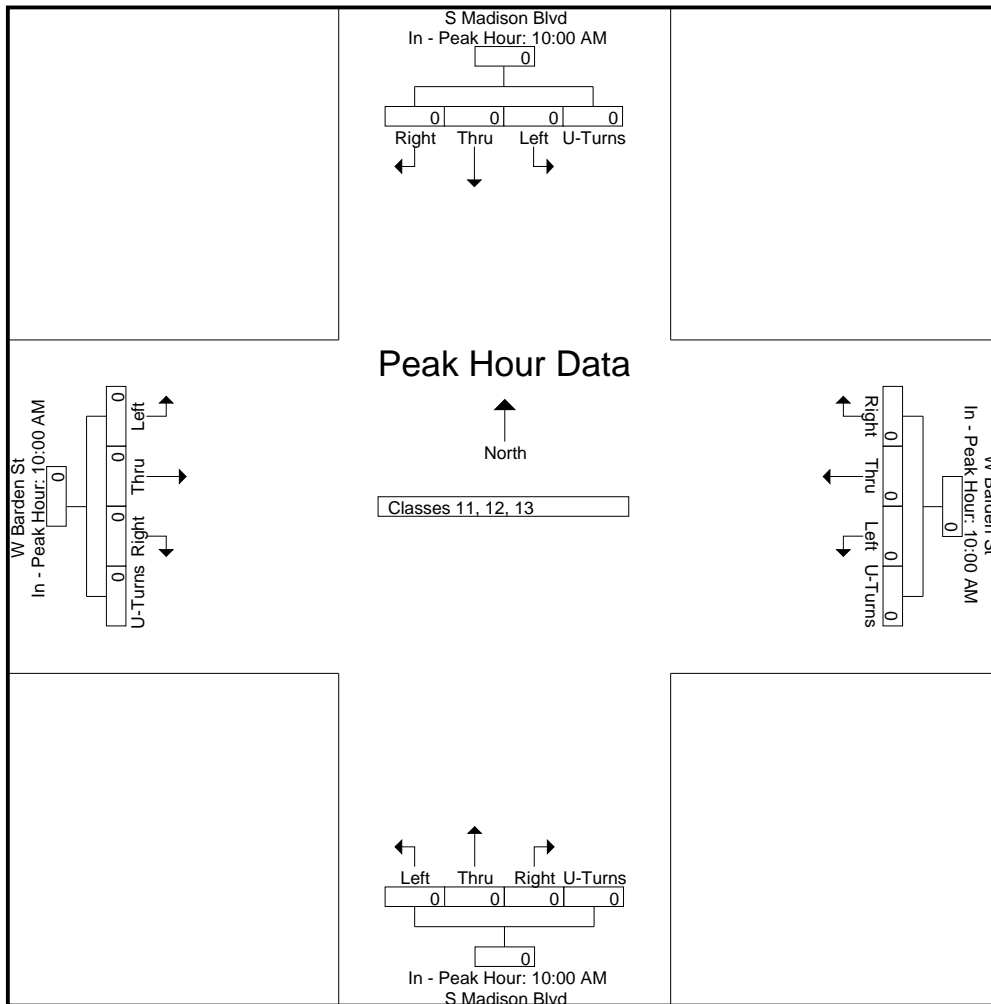
File Name : 14473010 - S Madison Blvd & W Barden St
Site Code : 14473010
Start Date : 8/30/2017
Page No : 6

Start Time	S Madison Blvd Southbound					W Barden St Westbound					S Madison Blvd Northbound					W Barden St Eastbound					Int. Total
	Rig ht	Thr u	Left	U-Turns	App. Total	Rig ht	Thr u	Left	U-Turns	App. Total	Rig ht	Thr u	Left	U-Turns	App. Total	Rig ht	Thr u	Left	U-Turns	App. Total	

Peak Hour Analysis From 10:00 AM to 02:45 PM - Peak 1 of 1

Peak Hour for Each Approach Begins at:

	10:00 AM					10:00 AM					10:00 AM					10:00 AM									
+0 mins.	0	0	0	0	0	0	0	0	0	0	0	0	0	0	0	0	0	0	0	0	0	0	0	0	0
+15 mins.	0	0	0	0	0	0	0	0	0	0	0	0	0	0	0	0	0	0	0	0	0	0	0	0	0
+30 mins.	0	0	0	0	0	0	0	0	0	0	0	0	0	0	0	0	0	0	0	0	0	0	0	0	0
+45 mins.	0	0	0	0	0	0	0	0	0	0	0	0	0	0	0	0	0	0	0	0	0	0	0	0	0
Total Volume	0	0	0	0	0	0	0	0	0	0	0	0	0	0	0	0	0	0	0	0	0	0	0	0	0
% App. Total	0	0	0	0	0	0	0	0	0	0	0	0	0	0	0	0	0	0	0	0	0	0	0	0	0
PHF	.000	.000	.000	.000	.000	.000	.000	.000	.000	.000	.000	.000	.000	.000	.000	.000	.000	.000	.000	.000	.000	.000	.000	.000	.000



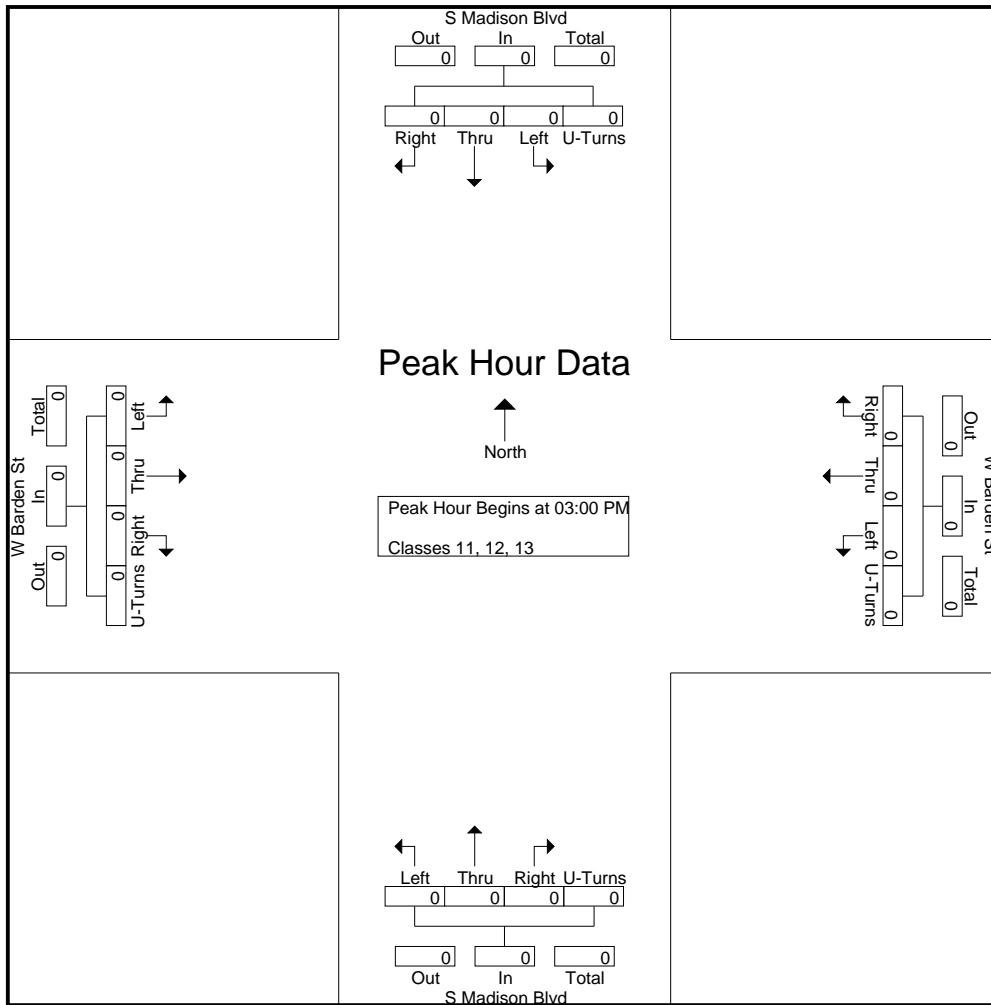
Quality Counts, LLC

920 Blairhill Rd, STE B106
Charlotte, NC 28217

File Name : 14473010 - S Madison Blvd & W Barden St
Site Code : 14473010
Start Date : 8/30/2017
Page No : 7

Start Time	S Madison Blvd Southbound					W Barden St Westbound					S Madison Blvd Northbound					W Barden St Eastbound					Int. Total				
	Right	Thru	Left	U-Turns	App. Total	Right	Thru	Left	U-Turns	App. Total	Right	Thru	Left	U-Turns	App. Total	Right	Thru	Left	U-Turns	App. Total					
03:00 PM	0	0	0	0	0	0	0	0	0	0	0	0	0	0	0	0	0	0	0	0	0	0	0	0	0
03:15 PM	0	0	0	0	0	0	0	0	0	0	0	0	0	0	0	0	0	0	0	0	0	0	0	0	0
03:30 PM	0	0	0	0	0	0	0	0	0	0	0	0	0	0	0	0	0	0	0	0	0	0	0	0	0
03:45 PM	0	0	0	0	0	0	0	0	0	0	0	0	0	0	0	0	0	0	0	0	0	0	0	0	0
Total Volume	0	0	0	0	0	0	0	0	0	0	0	0	0	0	0	0	0	0	0	0	0	0	0	0	0
% App. Total	0	0	0	0	0	0	0	0	0	0	0	0	0	0	0	0	0	0	0	0	0	0	0	0	0
PHF	.000	.000	.000	.000	.000	.000	.000	.000	.000	.000	.000	.000	.000	.000	.000	.000	.000	.000	.000	.000	.000	.000	.000	.000	.000

Peak Hour Analysis From 03:00 PM to 06:45 PM - Peak 1 of 1
Peak Hour for Entire Intersection Begins at 03:00 PM



Quality Counts, LLC

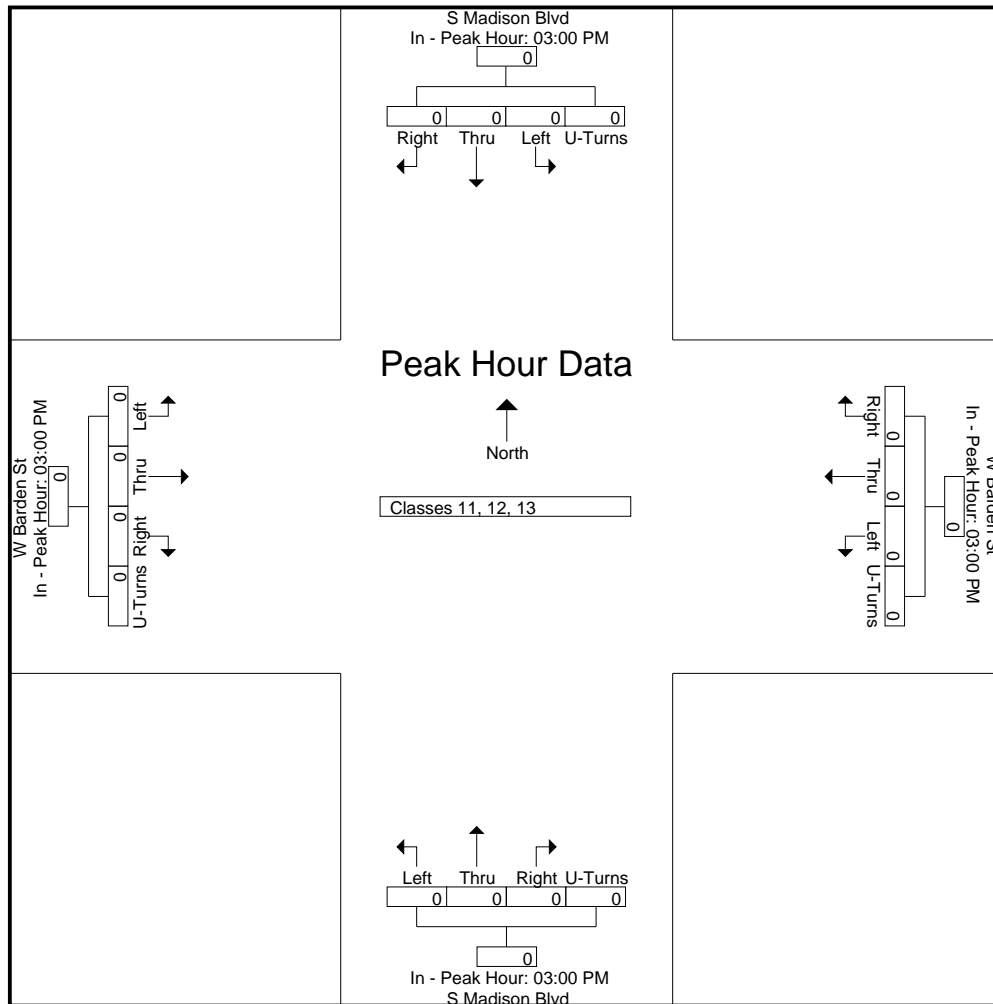
920 Blairhill Rd, STE B106
Charlotte, NC 28217

File Name : 14473010 - S Madison Blvd & W Barden St
Site Code : 14473010
Start Date : 8/30/2017
Page No : 8

Start Time	S Madison Blvd Southbound					W Barden St Westbound					S Madison Blvd Northbound					W Barden St Eastbound					Int. Total
	Right	Thru	Left	U-Turns	App. Total	Right	Thru	Left	U-Turns	App. Total	Right	Thru	Left	U-Turns	App. Total	Right	Thru	Left	U-Turns	App. Total	

Peak Hour Analysis From 03:00 PM to 06:45 PM - Peak 1 of 1
Peak Hour for Each Approach Begins at:

	03:00 PM					03:00 PM					03:00 PM					03:00 PM									
+0 mins.	0	0	0	0	0	0	0	0	0	0	0	0	0	0	0	0	0	0	0	0	0	0	0	0	0
+15 mins.	0	0	0	0	0	0	0	0	0	0	0	0	0	0	0	0	0	0	0	0	0	0	0	0	0
+30 mins.	0	0	0	0	0	0	0	0	0	0	0	0	0	0	0	0	0	0	0	0	0	0	0	0	0
+45 mins.	0	0	0	0	0	0	0	0	0	0	0	0	0	0	0	0	0	0	0	0	0	0	0	0	0
Total Volume	0	0	0	0	0	0	0	0	0	0	0	0	0	0	0	0	0	0	0	0	0	0	0	0	0
% App. Total	0	0	0	0	0	0	0	0	0	0	0	0	0	0	0	0	0	0	0	0	0	0	0	0	0
PHF	.000	.000	.000	.000	.000	.000	.000	.000	.000	.000	.000	.000	.000	.000	.000	.000	.000	.000	.000	.000	.000	.000	.000	.000	.000



Quality Counts, LLC

920 Blairhill Rd, STE B106
Charlotte, NC 28217

File Name : 14473010 - S Madison Blvd & W Barden St

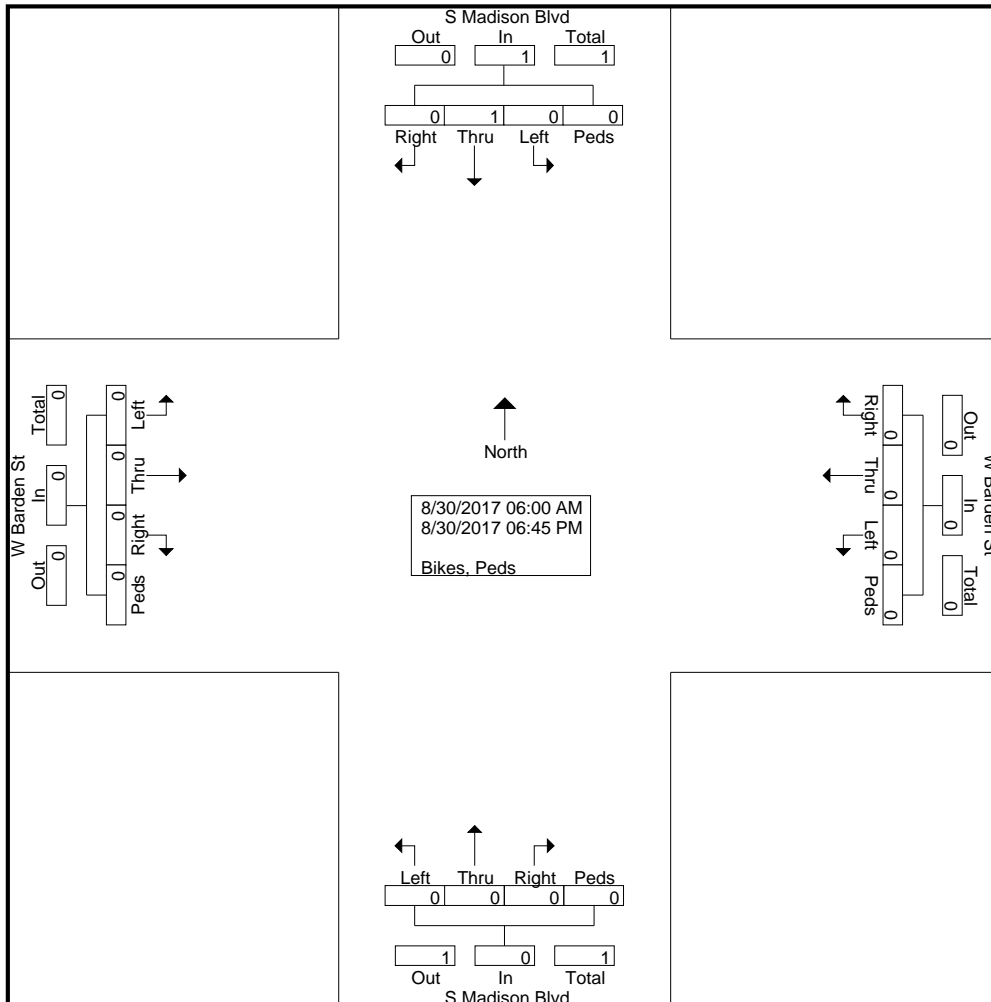
Site Code : 14473010

Start Date : 8/30/2017

Page No : 2

Groups Printed- Bikes, Peds

Start Time	S Madison Blvd Southbound					W Barden St Westbound					S Madison Blvd Northbound					W Barden St Eastbound					Int. Total					
	Right	Thru	Left	Peds	App. Total	Right	Thru	Left	Peds	App. Total	Right	Thru	Left	Peds	App. Total	Right	Thru	Left	Peds	App. Total						
04:00 PM	0	0	0	0	0	0	0	0	0	0	0	0	0	0	0	0	0	0	0	0	0	0	0	0	0	0
04:15 PM	0	0	0	0	0	0	0	0	0	0	0	0	0	0	0	0	0	0	0	0	0	0	0	0	0	0
04:30 PM	0	0	0	0	0	0	0	0	0	0	0	0	0	0	0	0	0	0	0	0	0	0	0	0	0	0
04:45 PM	0	0	0	0	0	0	0	0	0	0	0	0	0	0	0	0	0	0	0	0	0	0	0	0	0	0
Total	0	0	0	0	0	0	0	0	0	0	0	0	0	0	0	0	0	0	0	0	0	0	0	0	0	0
05:00 PM	0	0	0	0	0	0	0	0	0	0	0	0	0	0	0	0	0	0	0	0	0	0	0	0	0	0
05:15 PM	0	0	0	0	0	0	0	0	0	0	0	0	0	0	0	0	0	0	0	0	0	0	0	0	0	0
05:30 PM	0	0	0	0	0	0	0	0	0	0	0	0	0	0	0	0	0	0	0	0	0	0	0	0	0	0
05:45 PM	0	0	0	0	0	0	0	0	0	0	0	0	0	0	0	0	0	0	0	0	0	0	0	0	0	0
Total	0	0	0	0	0	0	0	0	0	0	0	0	0	0	0	0	0	0	0	0	0	0	0	0	0	0
06:00 PM	0	0	0	0	0	0	0	0	0	0	0	0	0	0	0	0	0	0	0	0	0	0	0	0	0	0
06:15 PM	0	0	0	0	0	0	0	0	0	0	0	0	0	0	0	0	0	0	0	0	0	0	0	0	0	0
06:30 PM	0	0	0	0	0	0	0	0	0	0	0	0	0	0	0	0	0	0	0	0	0	0	0	0	0	0
06:45 PM	0	0	0	0	0	0	0	0	0	0	0	0	0	0	0	0	0	0	0	0	0	0	0	0	0	0
Total	0	0	0	0	0	0	0	0	0	0	0	0	0	0	0	0	0	0	0	0	0	0	0	0	0	0
Grand Total	0	1	0	0	1	0	0	0	0	0	0	0	0	0	0	0	0	0	0	0	0	0	0	0	0	1
Apprch %	0	100	0	0		0	0	0	0		0	0	0	0		0	0	0	0		0	0	0	0		
Total %	0	100	0	0	100	0	0	0	0	0	0	0	0	0	0	0	0	0	0	0	0	0	0	0	0	

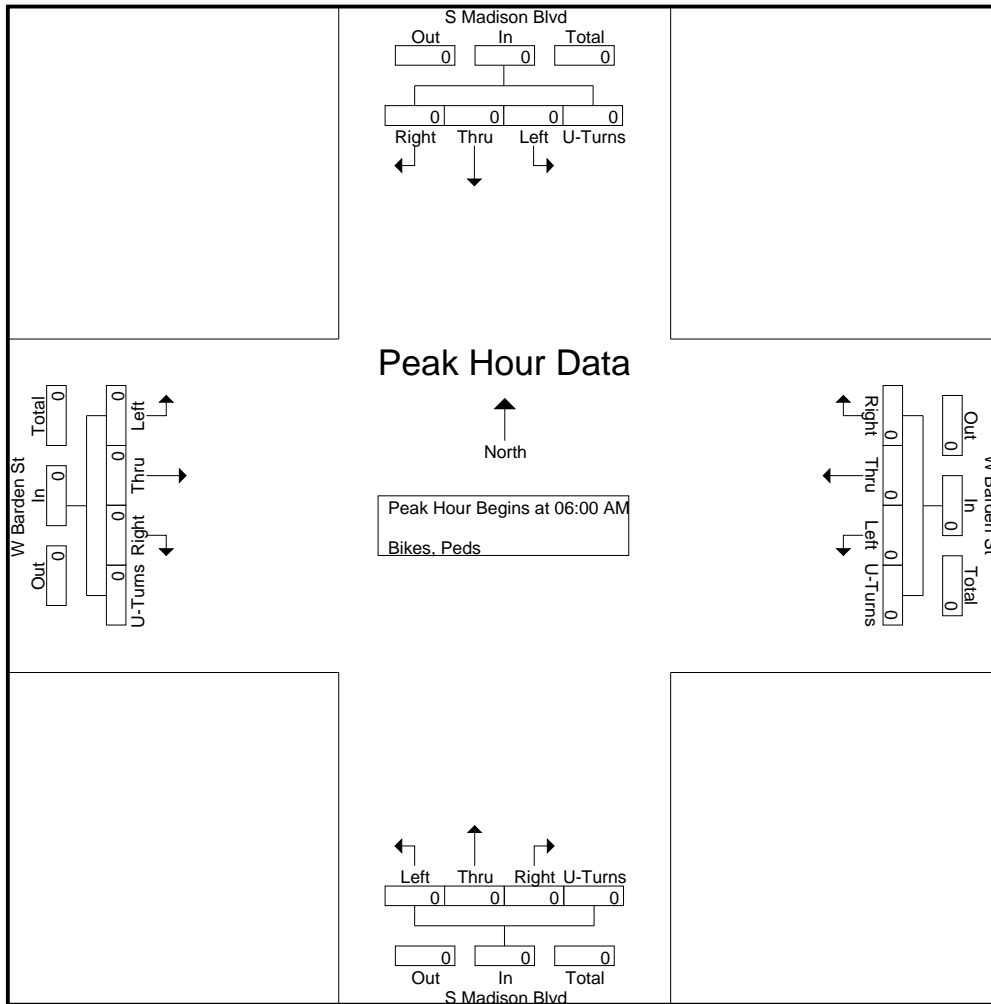


Quality Counts, LLC

920 Blairhill Rd, STE B106
Charlotte, NC 28217

File Name : 14473010 - S Madison Blvd & W Barden St
Site Code : 14473010
Start Date : 8/30/2017
Page No : 3

Start Time	S Madison Blvd Southbound					W Barden St Westbound					S Madison Blvd Northbound					W Barden St Eastbound					Int. Total	
	Right	Thru	Left	Peds	App. Total	Right	Thru	Left	Peds	App. Total	Right	Thru	Left	Peds	App. Total	Right	Thru	Left	Peds	App. Total		
Peak Hour Analysis From 06:00 AM to 09:45 AM - Peak 1 of 1																						
Peak Hour for Entire Intersection Begins at 06:00 AM																						
06:00 AM	0	0	0	0	0	0	0	0	0	0	0	0	0	0	0	0	0	0	0	0	0	0
06:15 AM	0	0	0	0	0	0	0	0	0	0	0	0	0	0	0	0	0	0	0	0	0	0
06:30 AM	0	0	0	0	0	0	0	0	0	0	0	0	0	0	0	0	0	0	0	0	0	0
06:45 AM	0	0	0	0	0	0	0	0	0	0	0	0	0	0	0	0	0	0	0	0	0	0
Total Volume	0	0	0	0	0	0	0	0	0	0	0	0	0	0	0	0	0	0	0	0	0	0
% App. Total	0	0	0	0	0	0	0	0	0	0	0	0	0	0	0	0	0	0	0	0	0	0
PHF	.000	.000	.000	.000	.000	.000	.000	.000	.000	.000	.000	.000	.000	.000	.000	.000	.000	.000	.000	.000	.000	.000

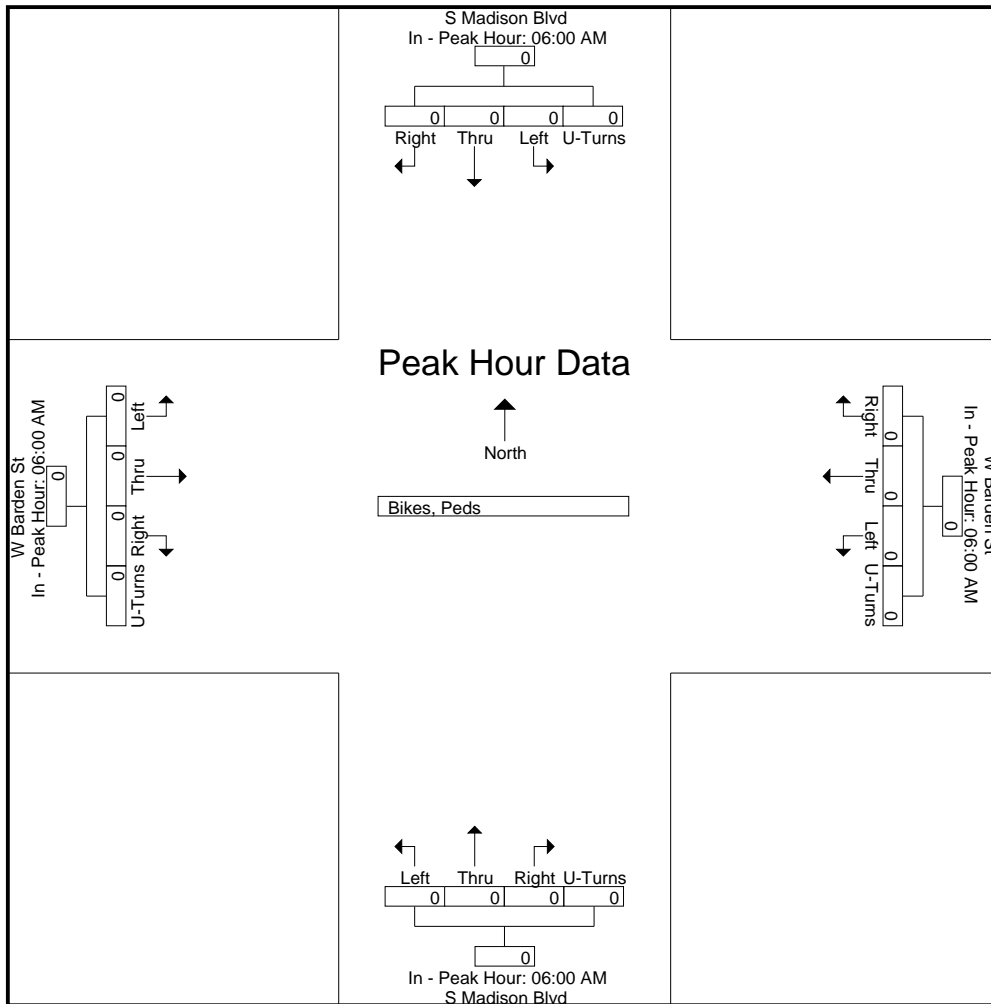


Quality Counts, LLC

920 Blairhill Rd, STE B106
Charlotte, NC 28217

File Name : 14473010 - S Madison Blvd & W Barden St
Site Code : 14473010
Start Date : 8/30/2017
Page No : 4

Start Time	S Madison Blvd Southbound					W Barden St Westbound					S Madison Blvd Northbound					W Barden St Eastbound					Int. Total	
	Right	Thru	Left	Peds	App. Total	Right	Thru	Left	Peds	App. Total	Right	Thru	Left	Peds	App. Total	Right	Thru	Left	Peds	App. Total		
Peak Hour Analysis From 06:00 AM to 09:45 AM - Peak 1 of 1																						
Peak Hour for Each Approach Begins at:																						
	06:00 AM					06:00 AM					06:00 AM					06:00 AM						
+0 mins.	0	0	0	0	0	0	0	0	0	0	0	0	0	0	0	0	0	0	0	0	0	0
+15 mins.	0	0	0	0	0	0	0	0	0	0	0	0	0	0	0	0	0	0	0	0	0	0
+30 mins.	0	0	0	0	0	0	0	0	0	0	0	0	0	0	0	0	0	0	0	0	0	0
+45 mins.	0	0	0	0	0	0	0	0	0	0	0	0	0	0	0	0	0	0	0	0	0	0
Total Volume	0	0	0	0	0	0	0	0	0	0	0	0	0	0	0	0	0	0	0	0	0	0
% App. Total	0	0	0	0	0	0	0	0	0	0	0	0	0	0	0	0	0	0	0	0	0	0
PHF	.000	.000	.000	.000	.000	.000	.000	.000	.000	.000	.000	.000	.000	.000	.000	.000	.000	.000	.000	.000	.000	.000

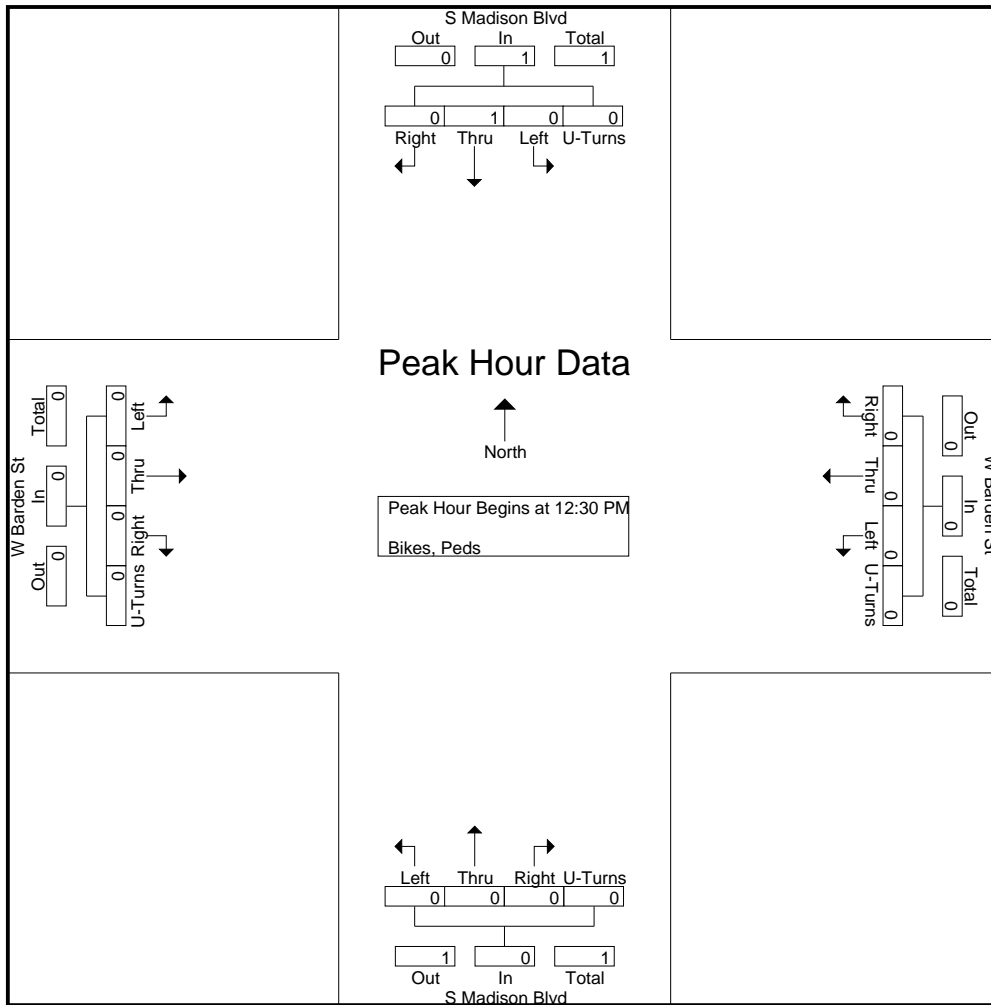


Quality Counts, LLC

920 Blairhill Rd, STE B106
Charlotte, NC 28217

File Name : 14473010 - S Madison Blvd & W Barden St
Site Code : 14473010
Start Date : 8/30/2017
Page No : 5

Start Time	S Madison Blvd Southbound					W Barden St Westbound					S Madison Blvd Northbound					W Barden St Eastbound					Int. Total
	Rig ht	Thr u	Left	Ped s	App. Total	Rig ht	Thr u	Left	Ped s	App. Total	Right	Thr u	Left	Peds	App. Total	Right	Thr u	Left	Peds	App. Total	
Peak Hour Analysis From 10:00 AM to 02:45 PM - Peak 1 of 1																					
Peak Hour for Entire Intersection Begins at 12:30 PM																					
12:30 PM	0	0	0	0	0	0	0	0	0	0	0	0	0	0	0	0	0	0	0	0	0
12:45 PM	0	0	0	0	0	0	0	0	0	0	0	0	0	0	0	0	0	0	0	0	0
01:00 PM	0	0	0	0	0	0	0	0	0	0	0	0	0	0	0	0	0	0	0	0	0
01:15 PM	0	1	0	0	1	0	0	0	0	0	0	0	0	0	0	0	0	0	0	0	1
Total Volume	0	1	0	0	1	0	0	0	0	0	0	0	0	0	0	0	0	0	0	0	1
% App. Total	0	100	0	0		0	0	0	0		0	0	0	0		0	0	0	0		
PHF	.000	.250	.000	.000	.250	.000	.000	.000	.000	.000	.000	.000	.000	.000	.000	.000	.000	.000	.000	.000	.250



Quality Counts, LLC

920 Blairhill Rd, STE B106
Charlotte, NC 28217

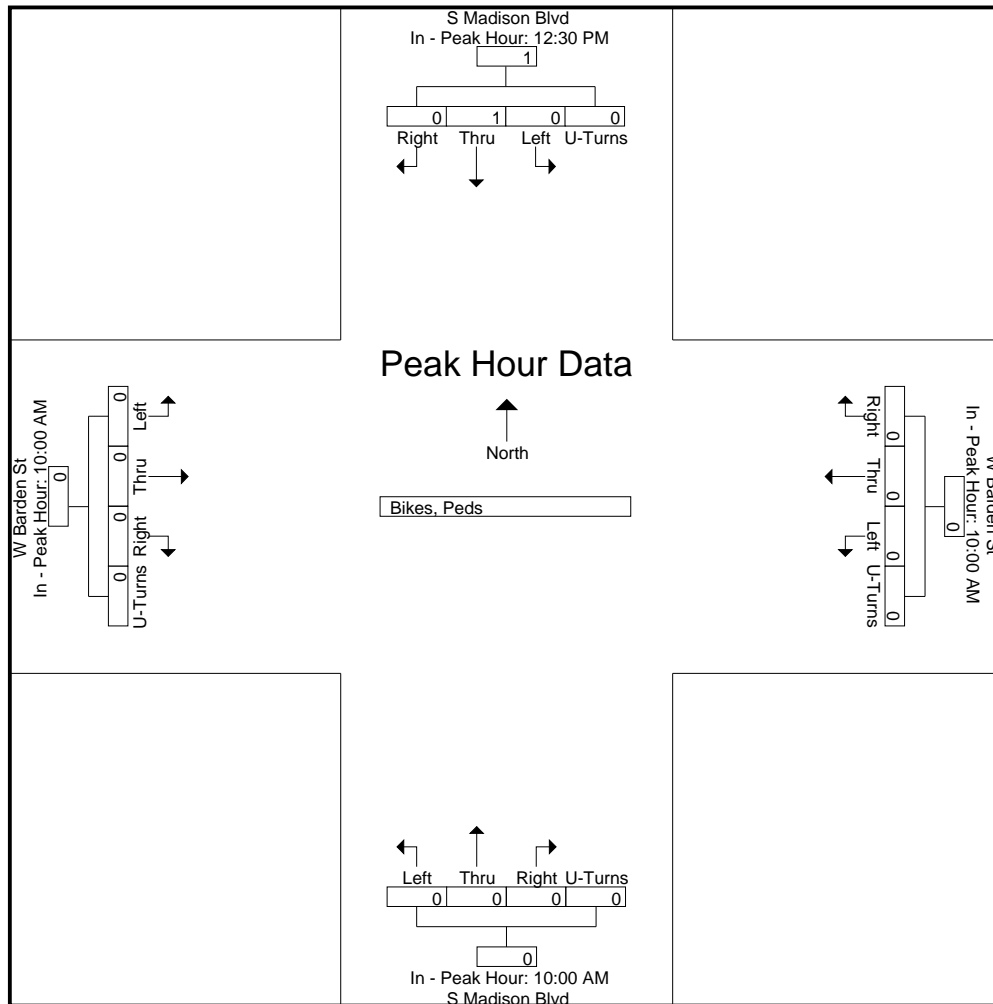
File Name : 14473010 - S Madison Blvd & W Barden St
Site Code : 14473010
Start Date : 8/30/2017
Page No : 6

Start Time	S Madison Blvd Southbound					W Barden St Westbound					S Madison Blvd Northbound					W Barden St Eastbound					Int. Total
	Rig ht	Thr u	Left	Ped s	App. Total	Rig ht	Thr u	Left	Ped s	App. Total	Right	Thr u	Left	Peds	App. Total	Right	Thr u	Left	Peds	App. Total	

Peak Hour Analysis From 10:00 AM to 02:45 PM - Peak 1 of 1

Peak Hour for Each Approach Begins at:

	12:30 PM					10:00 AM					10:00 AM					10:00 AM									
+0 mins.	0	0	0	0	0	0	0	0	0	0	0	0	0	0	0	0	0	0	0	0	0	0	0	0	0
+15 mins.	0	0	0	0	0	0	0	0	0	0	0	0	0	0	0	0	0	0	0	0	0	0	0	0	0
+30 mins.	0	0	0	0	0	0	0	0	0	0	0	0	0	0	0	0	0	0	0	0	0	0	0	0	0
+45 mins.	0	1	0	0	1	0	0	0	0	0	0	0	0	0	0	0	0	0	0	0	0	0	0	0	0
Total Volume	0	1	0	0	1	0	0	0	0	0	0	0	0	0	0	0	0	0	0	0	0	0	0	0	0
% App. Total	0	100	0	0	0	0	0	0	0	0	0	0	0	0	0	0	0	0	0	0	0	0	0	0	0
PHF	.000	.250	.000	.000	.250	.000	.000	.000	.000	.000	.000	.000	.000	.000	.000	.000	.000	.000	.000	.000	.000	.000	.000	.000	.000



Quality Counts, LLC

920 Blairhill Rd, STE B106
Charlotte, NC 28217

File Name : 14473010 - S Madison Blvd & W Barden St

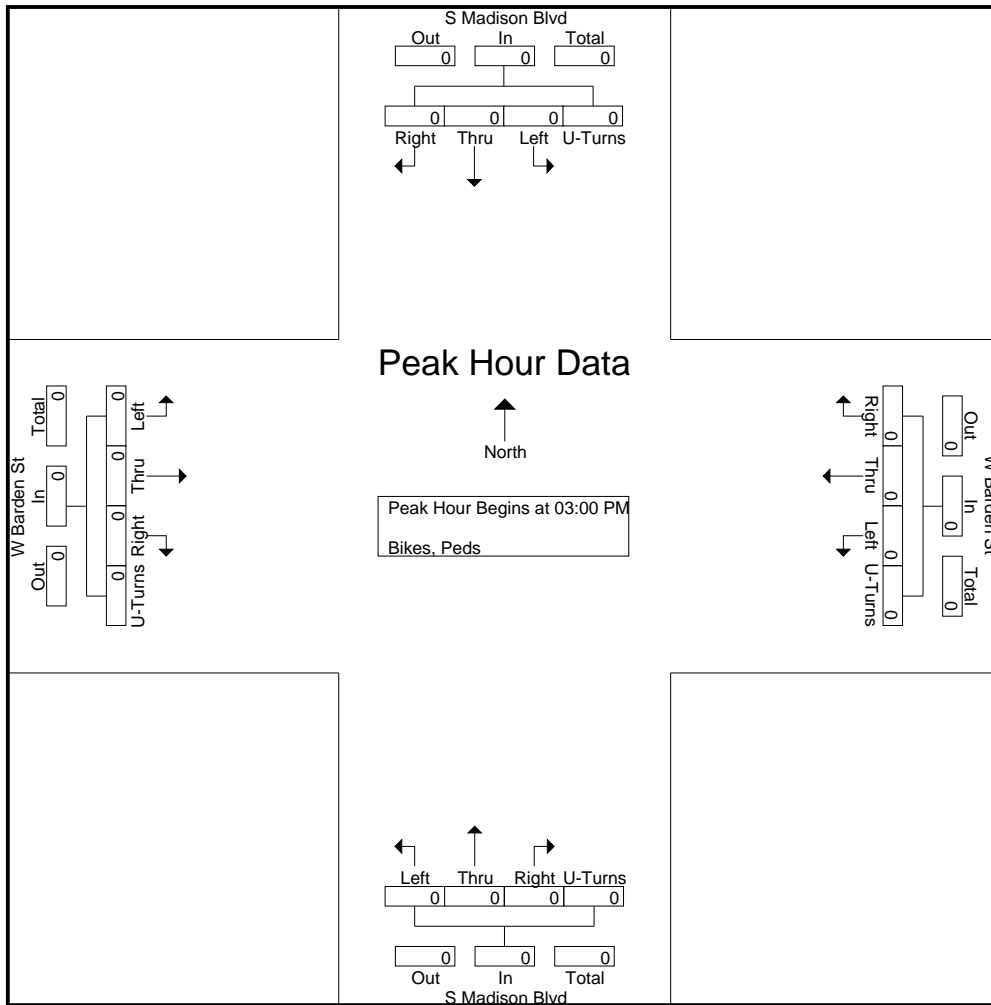
Site Code : 14473010

Start Date : 8/30/2017

Page No : 7

Start Time	S Madison Blvd Southbound					W Barden St Westbound					S Madison Blvd Northbound					W Barden St Eastbound					Int. Total
	Right	Thru	Left	Peds	App. Total	Right	Thru	Left	Peds	App. Total	Right	Thru	Left	Peds	App. Total	Right	Thru	Left	Peds	App. Total	
03:00 PM	0	0	0	0	0	0	0	0	0	0	0	0	0	0	0	0	0	0	0	0	0
03:15 PM	0	0	0	0	0	0	0	0	0	0	0	0	0	0	0	0	0	0	0	0	0
03:30 PM	0	0	0	0	0	0	0	0	0	0	0	0	0	0	0	0	0	0	0	0	0
03:45 PM	0	0	0	0	0	0	0	0	0	0	0	0	0	0	0	0	0	0	0	0	0
Total Volume	0	0	0	0	0	0	0	0	0	0	0	0	0	0	0	0	0	0	0	0	0
% App. Total	0	0	0	0	0	0	0	0	0	0	0	0	0	0	0	0	0	0	0	0	0
PHF	.000	.000	.000	.000	.000	.000	.000	.000	.000	.000	.000	.000	.000	.000	.000	.000	.000	.000	.000	.000	.000

Peak Hour Analysis From 03:00 PM to 06:45 PM - Peak 1 of 1
Peak Hour for Entire Intersection Begins at 03:00 PM



Quality Counts, LLC

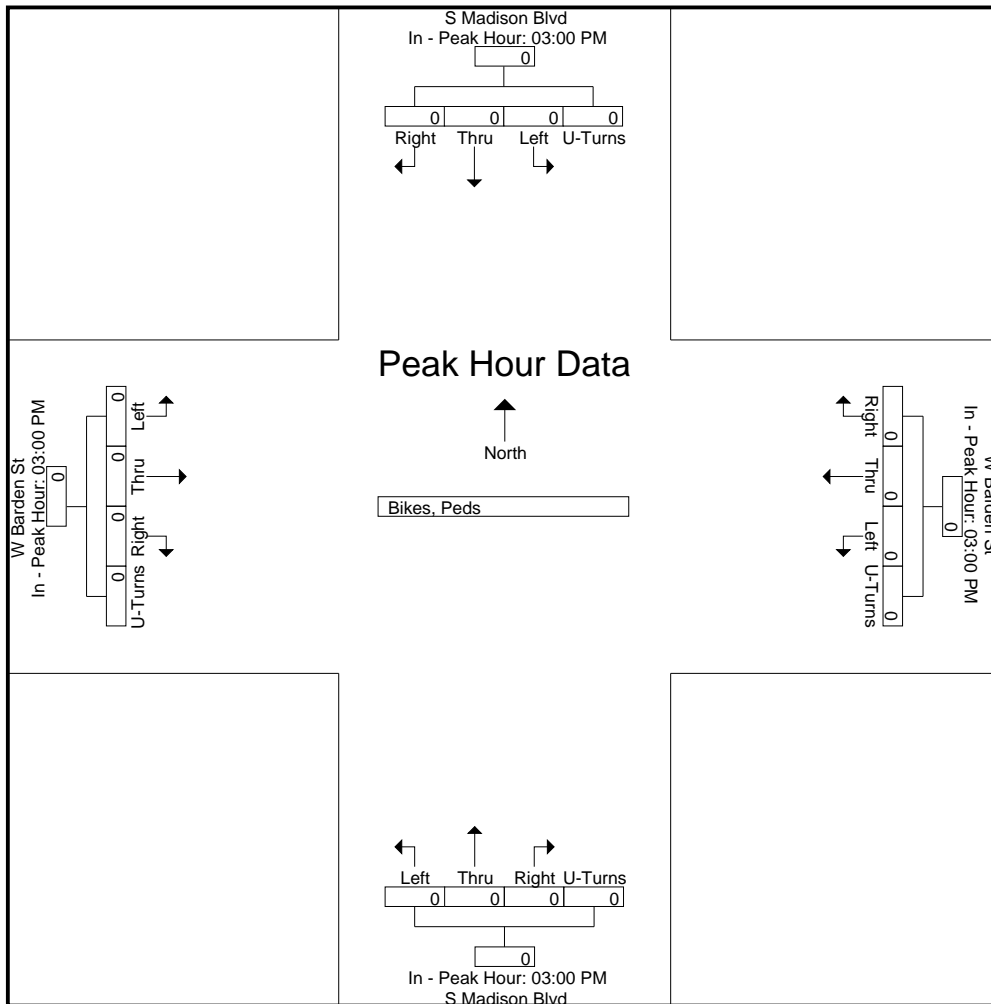
920 Blairhill Rd, STE B106
Charlotte, NC 28217

File Name : 14473010 - S Madison Blvd & W Barden St
Site Code : 14473010
Start Date : 8/30/2017
Page No : 8

Start Time	S Madison Blvd Southbound					W Barden St Westbound					S Madison Blvd Northbound					W Barden St Eastbound					Int. Total
	Rig ht	Thr u	Left	Ped s	App. Total	Rig ht	Thr u	Left	Ped s	App. Total	Right	Thr u	Left	Peds	App. Total	Right	Thr u	Left	Peds	App. Total	

Peak Hour Analysis From 03:00 PM to 06:45 PM - Peak 1 of 1
Peak Hour for Each Approach Begins at:

	03:00 PM					03:00 PM					03:00 PM					03:00 PM									
+0 mins.	0	0	0	0	0	0	0	0	0	0	0	0	0	0	0	0	0	0	0	0	0	0	0	0	0
+15 mins.	0	0	0	0	0	0	0	0	0	0	0	0	0	0	0	0	0	0	0	0	0	0	0	0	0
+30 mins.	0	0	0	0	0	0	0	0	0	0	0	0	0	0	0	0	0	0	0	0	0	0	0	0	0
+45 mins.	0	0	0	0	0	0	0	0	0	0	0	0	0	0	0	0	0	0	0	0	0	0	0	0	0
Total Volume	0	0	0	0	0	0	0	0	0	0	0	0	0	0	0	0	0	0	0	0	0	0	0	0	0
% App. Total	0	0	0	0	0	0	0	0	0	0	0	0	0	0	0	0	0	0	0	0	0	0	0	0	0
PHF	.000	.000	.000	.000	.000	.000	.000	.000	.000	.000	.000	.000	.000	.000	.000	.000	.000	.000	.000	.000	.000	.000	.000	.000	.000



Quality Counts, LLC

920 Blairhill Rd, STE B106
Charlotte, NC 28217

File Name : 14473011 - S Madison Blvd & Long Ave

Site Code : 14473011

Start Date : 8/30/2017

Page No : 1

Groups Printed- Classes 1, 2, 3 - Classes 4, 5, 6, 7 - Classes 8, 9, 10 - Classes 11, 12, 13 - Bikes, Peds

Start Time	S Madison Blvd Southbound					Long Ave Westbound					S Madison Blvd Northbound					Long Ave Eastbound					Int. Total
	Right	Thru	Left	Peds	App. Total	Right	Thru	Left	Peds	App. Total	Right	Thru	Left	Peds	App. Total	Right	Thru	Left	Peds	App. Total	
06:00 AM	4	107	0	0	111	0	0	0	0	0	0	35	8	0	43	16	0	3	0	19	173
06:15 AM	3	144	0	0	147	0	0	0	0	0	0	45	9	0	54	19	0	6	0	25	226
06:30 AM	5	115	0	0	120	0	0	0	0	0	0	63	16	0	79	15	0	5	0	20	219
06:45 AM	4	131	0	0	135	0	0	0	0	0	0	109	20	0	129	27	0	8	0	35	299
Total	16	497	0	0	513	0	0	0	0	0	0	252	53	0	305	77	0	22	0	99	917
07:00 AM	3	142	0	0	145	0	0	0	0	0	0	117	17	0	134	30	0	11	0	41	320
07:15 AM	8	150	0	0	158	0	0	0	0	0	0	177	23	0	200	25	0	14	0	39	397
07:30 AM	9	167	0	0	176	0	0	0	0	0	0	238	29	0	267	29	0	19	0	48	491
07:45 AM	18	172	0	0	190	0	0	0	0	0	0	247	43	0	290	38	0	24	0	62	542
Total	38	631	0	0	669	0	0	0	0	0	0	779	112	0	891	122	0	68	0	190	1750
08:00 AM	15	188	1	0	204	0	0	0	0	0	0	189	30	0	219	24	0	15	0	39	462
08:15 AM	17	136	1	0	154	2	0	0	0	2	0	129	28	0	157	37	0	20	0	57	370
08:30 AM	14	134	2	0	150	1	0	0	0	1	1	140	26	0	167	25	0	11	0	36	354
08:45 AM	14	137	1	0	152	0	0	0	0	0	0	146	21	0	167	35	0	19	0	54	373
Total	60	595	5	0	660	3	0	0	0	3	1	604	105	0	710	121	0	65	0	186	1559
09:00 AM	18	112	0	0	130	0	0	0	0	0	1	141	27	0	169	18	0	9	2	29	328
09:15 AM	15	123	0	0	138	0	0	0	0	0	0	150	36	0	186	18	0	19	0	37	361
09:30 AM	16	125	1	0	142	1	0	0	0	1	0	122	23	0	145	31	0	21	0	52	340
09:45 AM	21	133	4	0	158	2	0	0	0	2	1	155	37	0	193	29	0	23	1	53	406
Total	70	493	5	0	568	3	0	0	0	3	2	568	123	0	693	96	0	72	3	171	1435
10:00 AM	13	158	0	0	171	1	0	0	0	1	1	133	25	0	159	33	0	15	0	48	379
10:15 AM	15	132	1	0	148	1	1	0	0	2	0	118	44	0	162	36	0	21	1	58	370
10:30 AM	21	130	0	0	151	0	0	0	0	0	2	130	34	0	166	41	1	18	0	60	377
10:45 AM	18	121	0	0	139	0	0	0	0	0	1	136	27	0	164	36	1	18	0	55	358
Total	67	541	1	0	609	2	1	0	0	3	4	517	130	0	651	146	2	72	1	221	1484
11:00 AM	13	164	0	0	177	2	0	0	0	2	1	125	25	0	151	35	0	28	0	63	393
11:15 AM	22	169	1	0	192	0	0	0	0	0	0	179	13	0	192	41	0	27	0	68	452
11:30 AM	23	169	0	0	192	1	0	0	0	1	0	139	33	0	172	44	0	30	0	74	439
11:45 AM	20	150	0	0	170	1	0	0	0	1	1	162	40	0	203	41	0	23	0	64	438
Total	78	652	1	0	731	4	0	0	0	4	2	605	111	0	718	161	0	108	0	269	1722
12:00 PM	29	170	2	0	201	0	1	0	0	1	1	164	44	0	209	41	0	40	0	81	492
12:15 PM	30	182	1	0	213	1	0	0	0	1	0	178	32	0	210	43	0	19	0	62	486
12:30 PM	25	174	0	0	199	0	0	0	0	0	0	152	32	0	184	37	0	35	0	72	455
12:45 PM	24	156	0	0	180	1	0	0	0	1	2	179	26	0	207	40	0	29	0	69	457
Total	108	682	3	0	793	2	1	0	0	3	3	673	134	0	810	161	0	123	0	284	1890
01:00 PM	33	152	2	1	188	0	0	0	0	0	0	151	33	0	184	36	0	30	2	68	440
01:15 PM	26	156	0	0	182	0	0	0	0	0	1	153	43	0	197	34	0	24	0	58	437
01:30 PM	20	152	1	0	173	1	0	0	0	1	1	156	35	0	192	34	0	21	0	55	421
01:45 PM	22	171	0	0	193	2	0	0	0	2	0	143	33	0	176	35	0	23	0	58	429
Total	101	631	3	1	736	3	0	0	0	3	2	603	144	0	749	139	0	98	2	239	1727
02:00 PM	23	164	1	0	188	1	0	0	0	1	0	153	30	0	183	28	0	14	0	42	414
02:15 PM	18	161	0	0	179	1	0	0	0	1	1	139	42	0	182	36	0	33	0	69	431
02:30 PM	19	149	0	0	168	1	0	0	0	1	0	152	35	0	187	35	0	37	0	72	428
02:45 PM	24	186	0	0	210	0	0	0	0	0	0	185	36	0	221	34	0	23	0	57	488
Total	84	660	1	0	745	3	0	0	0	3	1	629	143	0	773	133	0	107	0	240	1761
03:00 PM	29	240	1	0	270	1	0	0	0	1	0	187	36	0	223	36	0	28	0	64	558
03:15 PM	17	208	1	0	226	2	0	0	0	2	1	161	35	0	197	47	0	19	0	66	491
03:30 PM	23	217	1	0	241	1	0	0	0	1	0	194	32	0	226	41	0	29	0	70	538
03:45 PM	19	165	0	0	184	1	0	0	0	1	0	170	38	0	208	44	0	27	0	71	464
Total	88	830	3	0	921	5	0	0	0	5	1	712	141	0	854	168	0	103	0	271	2051

Quality Counts, LLC

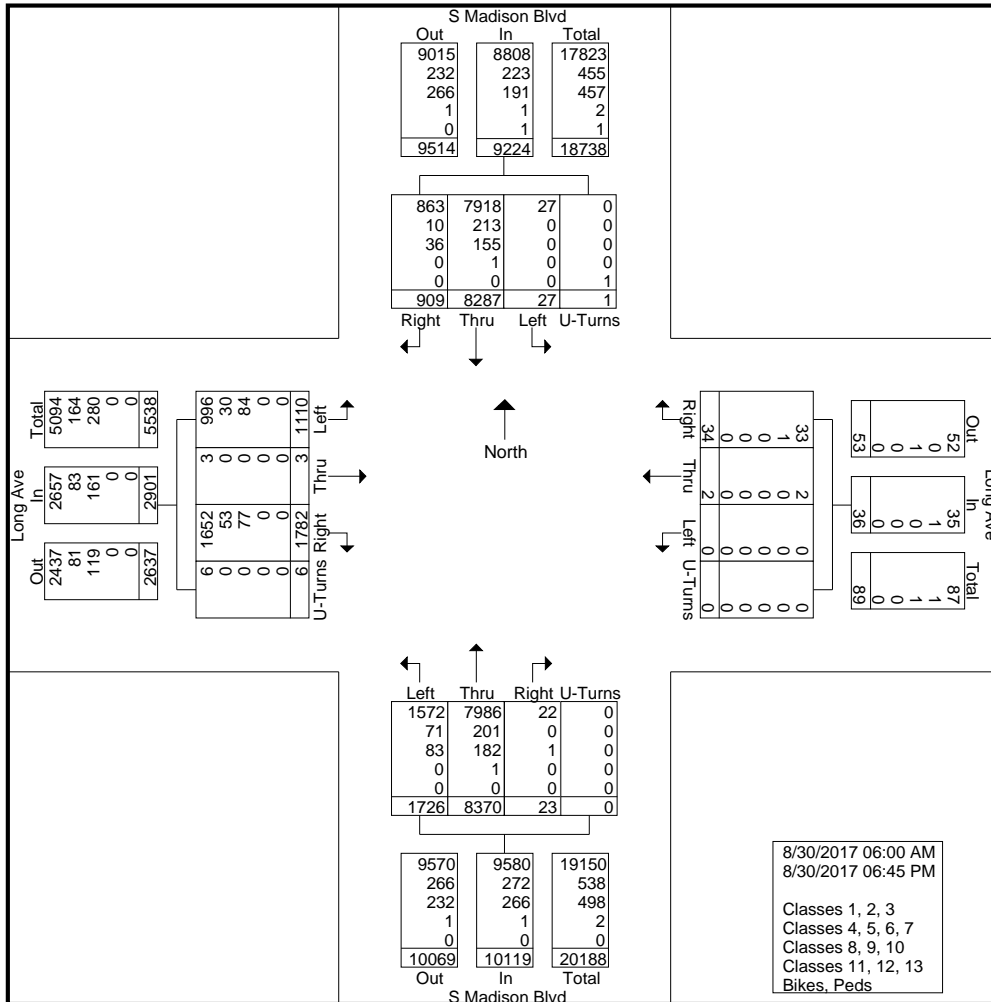
920 Blairhill Rd, STE B106
Charlotte, NC 28217

File Name : 14473011 - S Madison Blvd & Long Ave

Site Code : 14473011

Start Date : 8/30/2017

Page No : 3

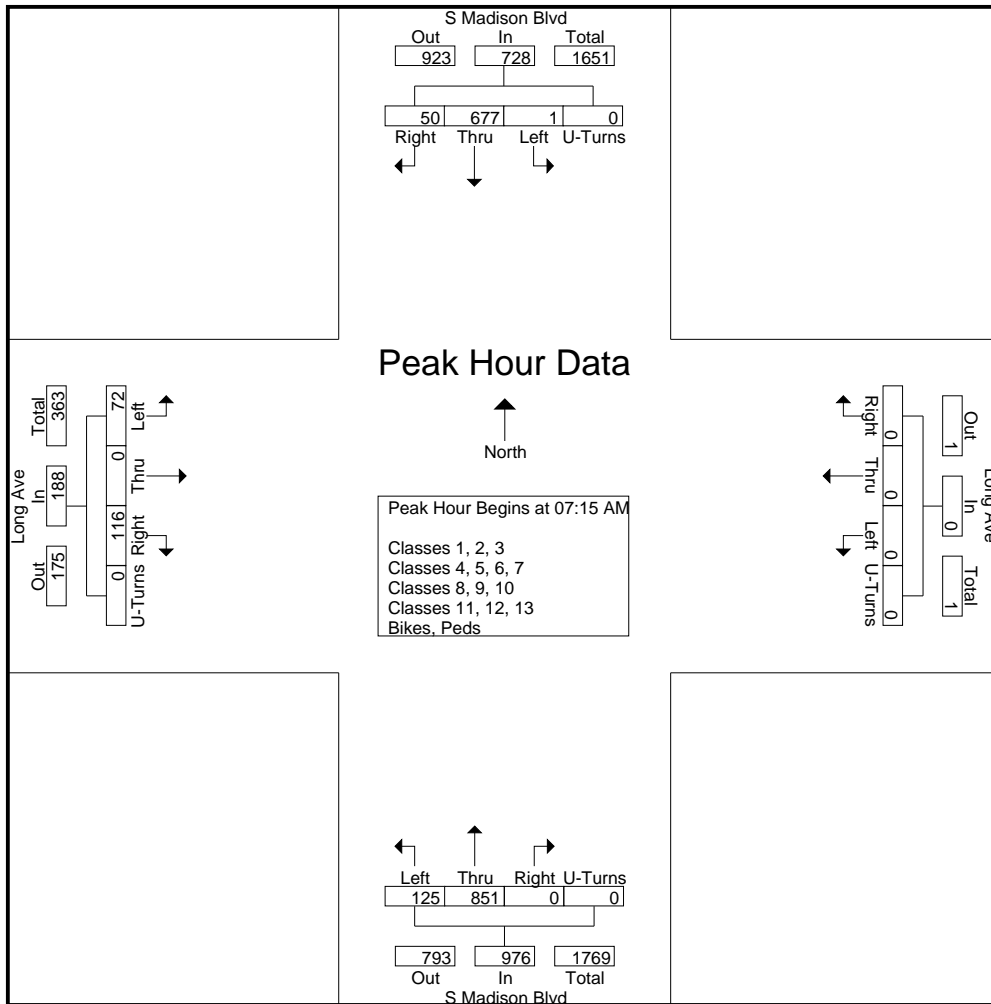


Quality Counts, LLC

920 Blairhill Rd, STE B106
Charlotte, NC 28217

File Name : 14473011 - S Madison Blvd & Long Ave
Site Code : 14473011
Start Date : 8/30/2017
Page No : 4

Start Time	S Madison Blvd Southbound					Long Ave Westbound					S Madison Blvd Northbound					Long Ave Eastbound					Int. Total
	Right	Thru	Left	Peds	App. Total	Right	Thru	Left	Peds	App. Total	Right	Thru	Left	Peds	App. Total	Right	Thru	Left	Peds	App. Total	
Peak Hour Analysis From 06:00 AM to 09:45 AM - Peak 1 of 1																					
Peak Hour for Entire Intersection Begins at 07:15 AM																					
07:15 AM	8	150	0	0	158	0	0	0	0	0	0	177	23	0	200	25	0	14	0	39	397
07:30 AM	9	167	0	0	176	0	0	0	0	0	0	238	29	0	267	29	0	19	0	48	491
07:45 AM	18	172	0	0	190	0	0	0	0	0	0	247	43	0	290	38	0	24	0	62	542
08:00 AM	15	188	1	0	204	0	0	0	0	0	0	189	30	0	219	24	0	15	0	39	462
Total Volume	50	677	1	0	728	0	0	0	0	0	0	851	125	0	976	116	0	72	0	188	1892
% App. Total	6.9	93	0.1	0		0	0	0	0		0	87.2	12.8	0		61.7	0	38.3	0		
PHF	.694	.900	.250	.000	.892	.000	.000	.000	.000	.000	.000	.861	.727	.000	.841	.763	.000	.750	.000	.758	.873

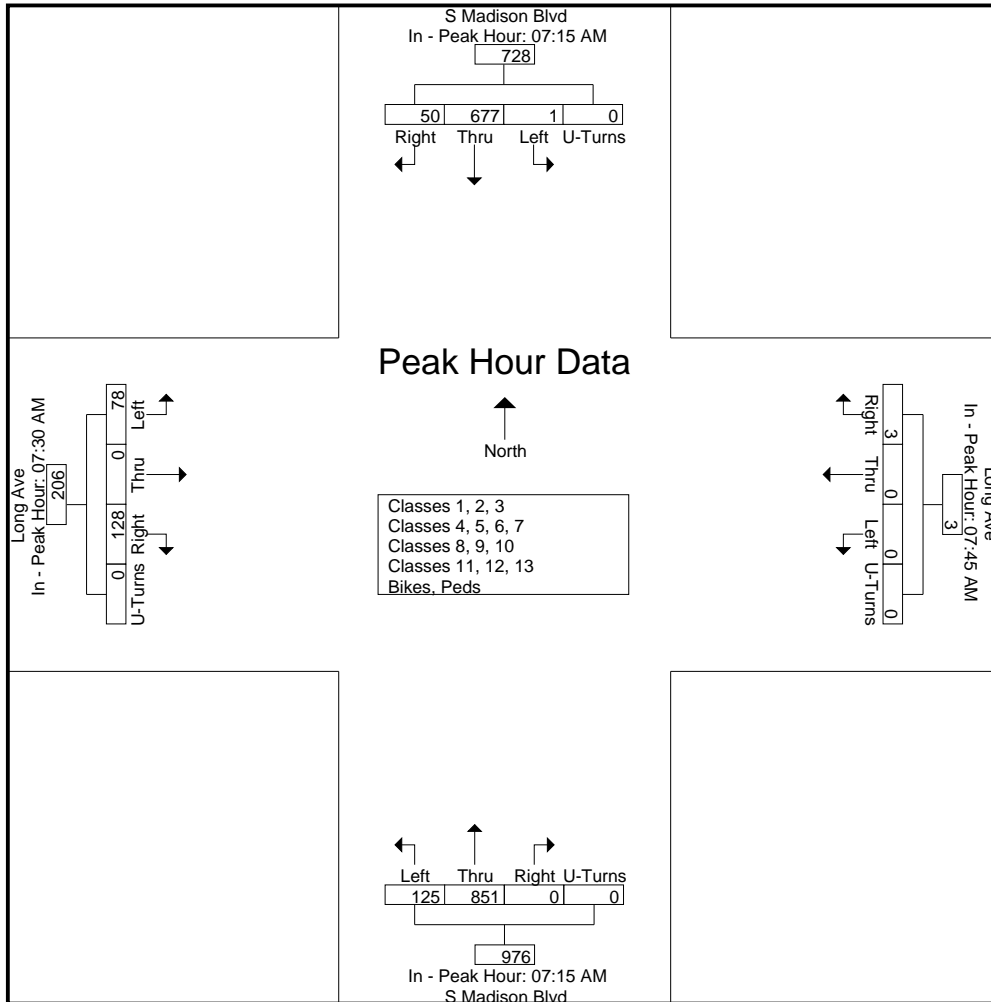


Quality Counts, LLC

920 Blairhill Rd, STE B106
Charlotte, NC 28217

File Name : 14473011 - S Madison Blvd & Long Ave
Site Code : 14473011
Start Date : 8/30/2017
Page No : 5

Start Time	S Madison Blvd Southbound					Long Ave Westbound					S Madison Blvd Northbound					Long Ave Eastbound					Int. Total
	Right	Thru	Left	Peds	App. Total	Right	Thru	Left	Peds	App. Total	Right	Thru	Left	Peds	App. Total	Right	Thru	Left	Peds	App. Total	
Peak Hour Analysis From 06:00 AM to 09:45 AM - Peak 1 of 1																					
Peak Hour for Each Approach Begins at:																					
	07:15 AM					07:45 AM					07:15 AM					07:30 AM					
+0 mins.	8	150	0	0	158	0	0	0	0	0	0	177	23	0	200	29	0	19	0	48	
+15 mins.	9	167	0	0	176	0	0	0	0	0	0	238	29	0	267	38	0	24	0	62	
+30 mins.	18	172	0	0	190	2	0	0	0	2	0	247	43	0	290	24	0	15	0	39	
+45 mins.	15	188	1	0	204	1	0	0	0	1	0	189	30	0	219	37	0	20	0	57	
Total Volume	50	677	1	0	728	3	0	0	0	3	0	851	125	0	976	128	0	78	0	206	
% App. Total	6.9	93	0.1	0		100	0	0	0		0	87.2	12.8	0		62.1	0	37.9	0		
PHF	.694	.900	.250	.000	.892	.375	.000	.000	.000	.375	.000	.861	.727	.000	.841	.842	.000	.813	.000	.831	



Quality Counts, LLC

920 Blairhill Rd, STE B106
Charlotte, NC 28217

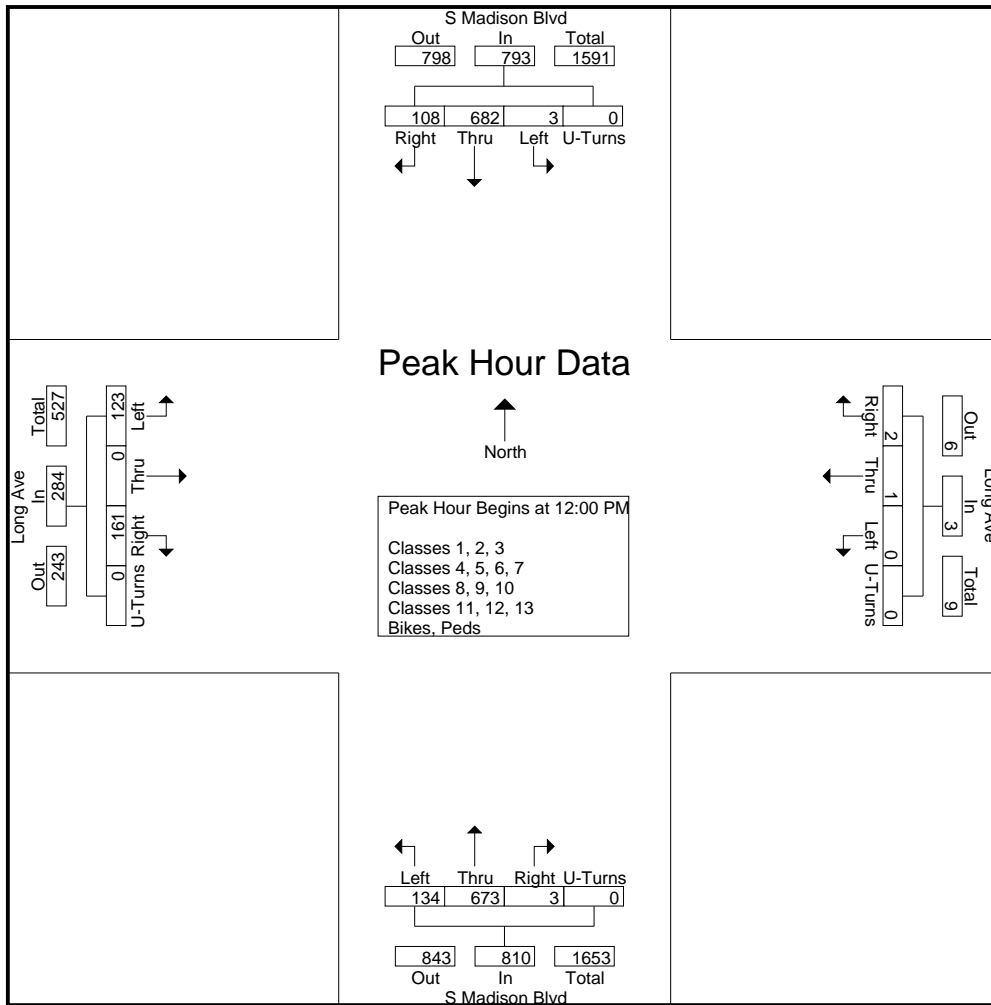
File Name : 14473011 - S Madison Blvd & Long Ave

Site Code : 14473011

Start Date : 8/30/2017

Page No : 6

Start Time	S Madison Blvd Southbound					Long Ave Westbound					S Madison Blvd Northbound					Long Ave Eastbound					Int. Total
	Rig ht	Thr u	Left	Ped s	App. Total	Rig ht	Thr u	Left	Ped s	App. Total	Right	Thr u	Left	Peds	App. Total	Right	Thr u	Left	Peds	App. Total	
Peak Hour Analysis From 10:00 AM to 02:45 PM - Peak 1 of 1																					
Peak Hour for Entire Intersection Begins at 12:00 PM																					
12:00 PM	29	170	2	0	201	0	1	0	0	1	1	164	44	0	209	41	0	40	0	81	492
12:15 PM	30	182	1	0	213	1	0	0	0	1	0	178	32	0	210	43	0	19	0	62	486
12:30 PM	25	174	0	0	199	0	0	0	0	0	0	152	32	0	184	37	0	35	0	72	455
12:45 PM	24	156	0	0	180	1	0	0	0	1	2	179	26	0	207	40	0	29	0	69	457
Total Volume	108	682	3	0	793	2	1	0	0	3	3	673	134	0	810	161	0	123	0	284	1890
% App. Total	13.6	86	0.4	0		66.7	33.3	0	0		0.4	83.1	16.5	0		56.7	0	43.3	0		
PHF	.900	.937	.375	.000	.931	.500	.250	.000	.000	.750	.375	.940	.761	.000	.964	.936	.000	.769	.000	.877	.960



Quality Counts, LLC

920 Blairhill Rd, STE B106
Charlotte, NC 28217

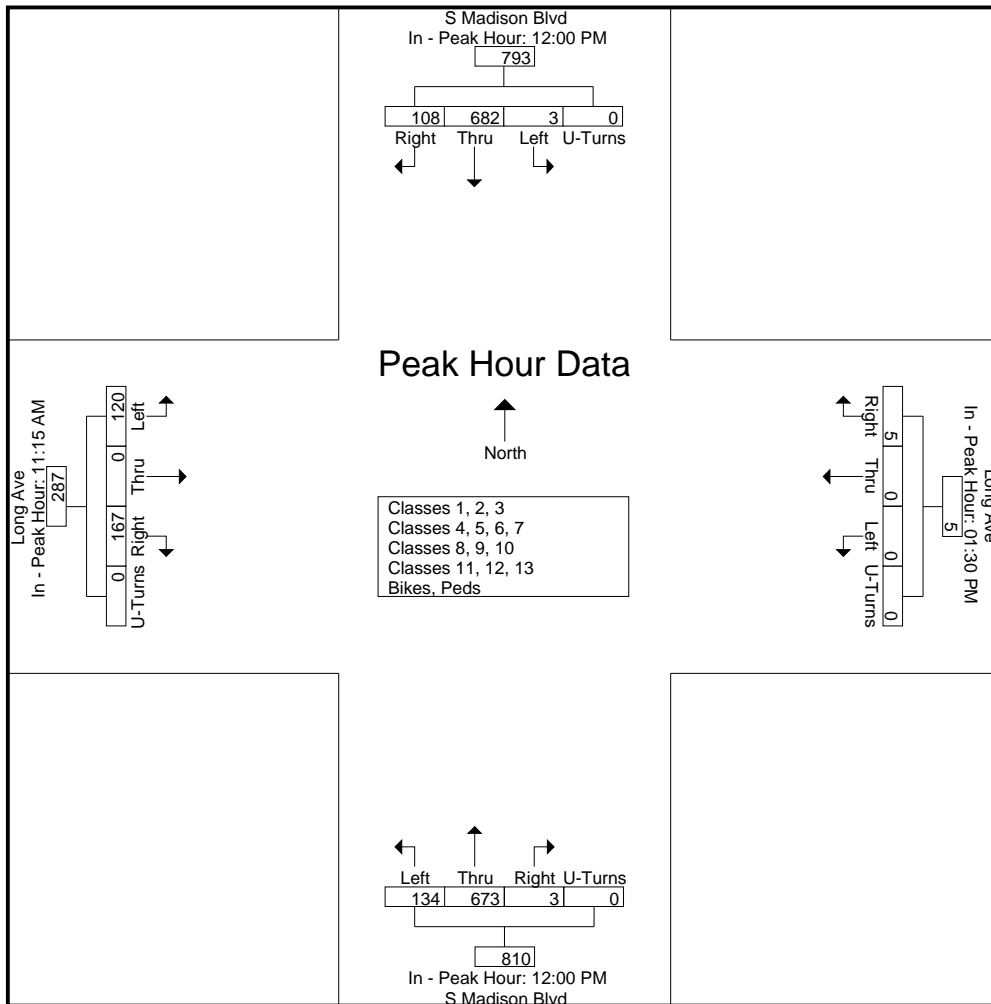
File Name : 14473011 - S Madison Blvd & Long Ave
Site Code : 14473011
Start Date : 8/30/2017
Page No : 7

Start Time	S Madison Blvd Southbound					Long Ave Westbound					S Madison Blvd Northbound					Long Ave Eastbound					Int. Total
	Rig ht	Thr u	Left	Ped s	App. Total	Rig ht	Thr u	Left	Ped s	App. Total	Right	Thr u	Left	Peds	App. Total	Right	Thr u	Left	Peds	App. Total	

Peak Hour Analysis From 10:00 AM to 02:45 PM - Peak 1 of 1

Peak Hour for Each Approach Begins at:

	12:00 PM					01:30 PM					12:00 PM					11:15 AM				
+0 mins.	29	170	2	0	201	1	0	0	0	1	1	164	44	0	209	41	0	27	0	68
+15 mins.	30	182	1	0	213	2	0	0	0	2	0	178	32	0	210	44	0	30	0	74
+30 mins.	25	174	0	0	199	1	0	0	0	1	0	152	32	0	184	41	0	23	0	64
+45 mins.	24	156	0	0	180	1	0	0	0	1	2	179	26	0	207	41	0	40	0	81
Total Volume	108	682	3	0	793	5	0	0	0	5	3	673	134	0	810	167	0	120	0	287
% App. Total	13.6	86	0.4	0		100	0	0	0		0.4	83.1	16.5	0		58.2	0	41.8	0	
PHF	.900	.937	.375	.000	.931	.625	.000	.000	.000	.625	.375	.940	.761	.000	.964	.949	.000	.750	.000	.886



Quality Counts, LLC

920 Blairhill Rd, STE B106
Charlotte, NC 28217

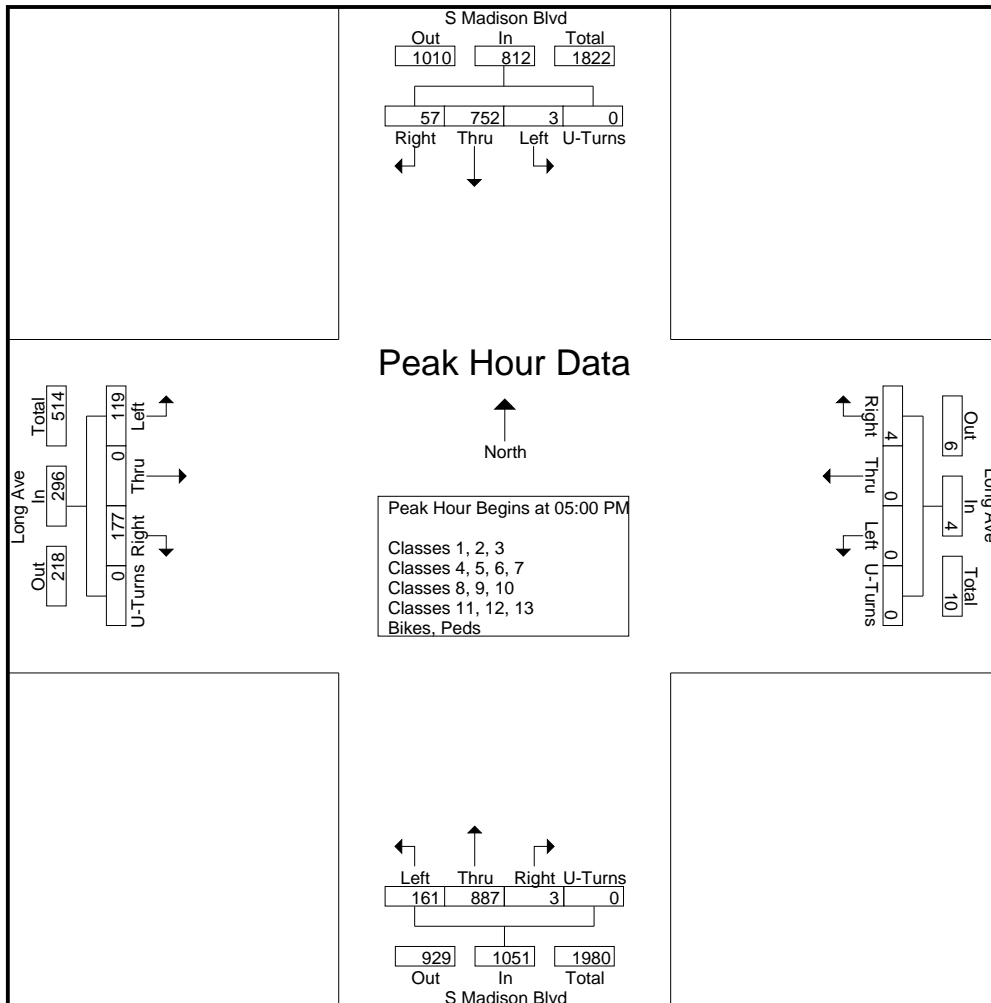
File Name : 14473011 - S Madison Blvd & Long Ave

Site Code : 14473011

Start Date : 8/30/2017

Page No : 8

Start Time	S Madison Blvd Southbound					Long Ave Westbound					S Madison Blvd Northbound					Long Ave Eastbound					Int. Total
	Right	Thru	Left	Peds	App. Total	Right	Thru	Left	Peds	App. Total	Right	Thru	Left	Peds	App. Total	Right	Thru	Left	Peds	App. Total	
Peak Hour Analysis From 03:00 PM to 06:45 PM - Peak 1 of 1																					
Peak Hour for Entire Intersection Begins at 05:00 PM																					
05:00 PM	24	195	0	0	219	1	0	0	0	1	1	228	31	0	260	52	0	39	0	91	571
05:15 PM	14	190	2	0	206	0	0	0	0	0	1	207	42	0	250	44	0	34	0	78	534
05:30 PM	10	193	1	0	204	2	0	0	0	2	1	232	50	0	283	35	0	23	0	58	547
05:45 PM	9	174	0	0	183	1	0	0	0	1	0	220	38	0	258	46	0	23	0	69	511
Total Volume	57	752	3	0	812	4	0	0	0	4	3	887	161	0	1051	177	0	119	0	296	2163
% App. Total	7	92.6	0.4	0		100	0	0	0		0.3	84.4	15.3	0		59.8	0	40.2	0		
PHF	.594	.964	.375	.000	.927	.500	.000	.000	.000	.500	.750	.956	.805	.000	.928	.851	.000	.763	.000	.813	.947



Quality Counts, LLC

920 Blairhill Rd, STE B106
Charlotte, NC 28217

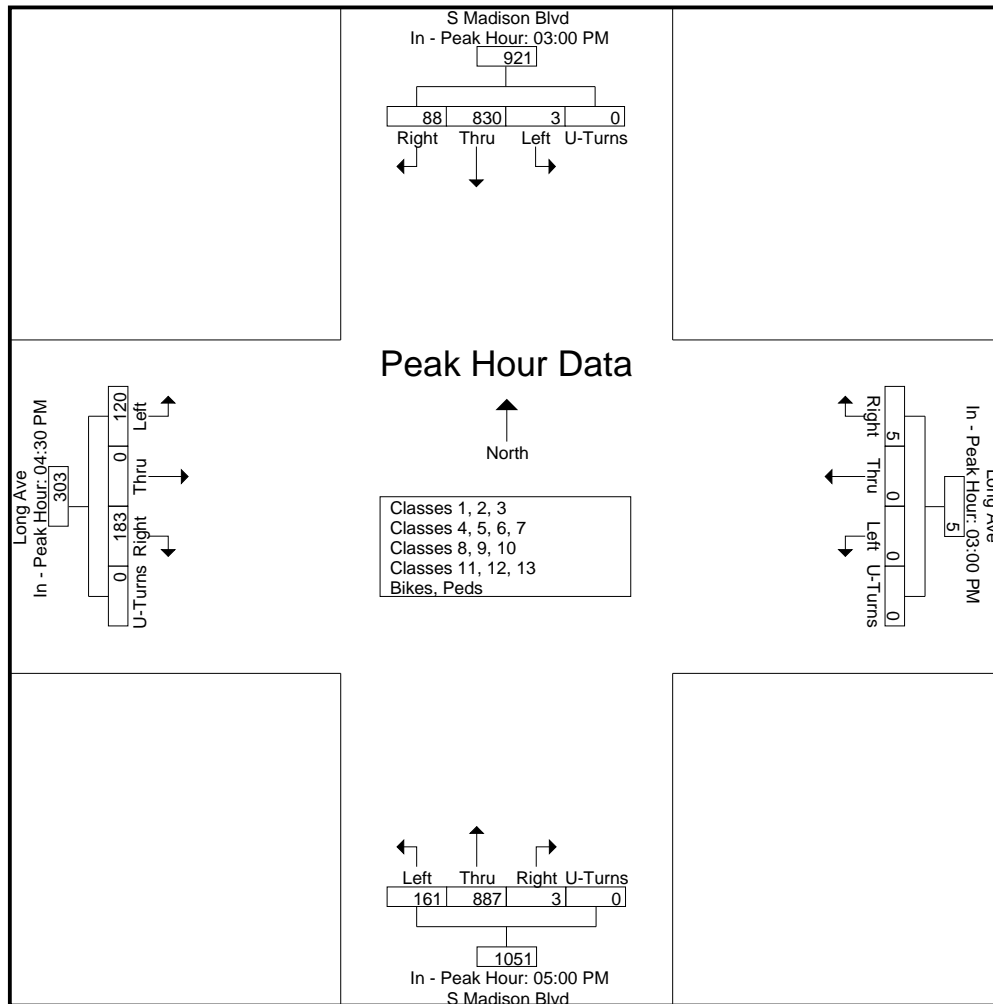
File Name : 14473011 - S Madison Blvd & Long Ave
Site Code : 14473011
Start Date : 8/30/2017
Page No : 9

Start Time	S Madison Blvd Southbound					Long Ave Westbound					S Madison Blvd Northbound					Long Ave Eastbound					Int. Total
	Rig ht	Thr u	Left	Ped s	App. Total	Rig ht	Thr u	Left	Ped s	App. Total	Right	Thr u	Left	Peds	App. Total	Right	Thr u	Left	Peds	App. Total	

Peak Hour Analysis From 03:00 PM to 06:45 PM - Peak 1 of 1

Peak Hour for Each Approach Begins at:

	03:00 PM					03:00 PM					05:00 PM					04:30 PM				
+0 mins.	29	240	1	0	270	1	0	0	0	1	1	228	31	0	260	50	0	23	0	73
+15 mins.	17	208	1	0	226	2	0	0	0	2	1	207	42	0	250	37	0	24	0	61
+30 mins.	23	217	1	0	241	1	0	0	0	1	1	232	50	0	283	52	0	39	0	91
+45 mins.	19	165	0	0	184	1	0	0	0	1	0	220	38	0	258	44	0	34	0	78
Total Volume	88	830	3	0	921	5	0	0	0	5	3	887	161	0	1051	183	0	120	0	303
% App. Total	9.6	90.1	0.3	0		100	0	0	0		0.3	84.4	15.3	0		60.4	0	39.6	0	
PHF	.759	.865	.750	.000	.853	.625	.000	.000	.000	.625	.750	.956	.805	.000	.928	.880	.000	.769	.000	.832



Quality Counts, LLC

920 Blairhill Rd, STE B106
Charlotte, NC 28217

File Name : 14473011 - S Madison Blvd & Long Ave

Site Code : 14473011

Start Date : 8/30/2017

Page No : 1

Groups Printed- Classes 1, 2, 3

Start Time	S Madison Blvd Southbound					Long Ave Westbound					S Madison Blvd Northbound					Long Ave Eastbound					Int. Total
	Right	Thru	Left	U-Turns	App. Total	Right	Thru	Left	U-Turns	App. Total	Right	Thru	Left	U-Turns	App. Total	Right	Thru	Left	U-Turns	App. Total	
06:00 AM	4	100	0	0	104	0	0	0	0	0	0	31	6	0	37	14	0	3	0	17	158
06:15 AM	3	138	0	0	141	0	0	0	0	0	0	43	9	0	52	18	0	4	0	22	215
06:30 AM	4	110	0	0	114	0	0	0	0	0	0	58	14	0	72	14	0	4	0	18	204
06:45 AM	3	126	0	0	129	0	0	0	0	0	0	103	16	0	119	23	0	7	0	30	278
Total	14	474	0	0	488	0	0	0	0	0	0	235	45	0	280	69	0	18	0	87	855
07:00 AM	3	136	0	0	139	0	0	0	0	0	0	114	15	0	129	28	0	11	0	39	307
07:15 AM	7	143	0	0	150	0	0	0	0	0	0	165	19	0	184	22	0	11	0	33	367
07:30 AM	9	153	0	0	162	0	0	0	0	0	0	224	27	0	251	27	0	17	0	44	457
07:45 AM	16	160	0	0	176	0	0	0	0	0	0	234	41	0	275	32	0	19	0	51	502
Total	35	592	0	0	627	0	0	0	0	0	0	737	102	0	839	109	0	58	0	167	1633
08:00 AM	14	175	1	0	190	0	0	0	0	0	0	176	27	0	203	21	0	12	0	33	426
08:15 AM	17	130	1	0	148	2	0	0	0	2	0	121	24	0	145	35	0	20	0	55	350
08:30 AM	14	122	2	0	138	1	0	0	0	1	0	126	23	0	149	21	0	11	0	32	320
08:45 AM	12	128	1	0	141	0	0	0	0	0	0	136	20	0	156	33	0	16	0	49	346
Total	57	555	5	0	617	3	0	0	0	3	0	559	94	0	653	110	0	59	0	169	1442
09:00 AM	16	102	0	0	118	0	0	0	0	0	1	135	20	0	156	16	0	9	2	27	301
09:15 AM	15	112	0	0	127	0	0	0	0	0	0	137	30	0	167	18	0	17	0	35	329
09:30 AM	16	115	1	0	132	1	0	0	0	1	0	111	22	0	133	28	0	15	0	43	309
09:45 AM	18	132	4	0	154	2	0	0	0	2	1	146	31	0	178	26	0	21	1	48	382
Total	65	461	5	0	531	3	0	0	0	3	2	529	103	0	634	88	0	62	3	153	1321
10:00 AM	13	151	0	0	164	0	0	0	0	0	1	120	21	0	142	31	0	13	0	44	350
10:15 AM	14	117	1	0	132	1	1	0	0	2	0	111	37	0	148	29	0	16	1	46	328
10:30 AM	20	125	0	0	145	0	0	0	0	0	2	127	28	0	157	40	1	17	0	58	360
10:45 AM	17	109	0	0	126	0	0	0	0	0	1	131	24	0	156	30	1	16	0	47	329
Total	64	502	1	0	567	1	1	0	0	2	4	489	110	0	603	130	2	62	1	195	1367
11:00 AM	12	158	0	0	170	2	0	0	0	2	1	122	21	0	144	32	0	23	0	55	371
11:15 AM	21	158	1	0	180	0	0	0	0	0	0	163	10	0	173	34	0	22	0	56	409
11:30 AM	21	164	0	0	185	1	0	0	0	1	0	130	29	0	159	41	0	27	0	68	413
11:45 AM	17	145	0	0	162	1	0	0	0	1	1	159	35	0	195	37	0	20	0	57	415
Total	71	625	1	0	697	4	0	0	0	4	2	574	95	0	671	144	0	92	0	236	1608
12:00 PM	29	163	2	0	194	0	1	0	0	1	1	159	42	0	202	40	0	36	0	76	473
12:15 PM	28	175	1	0	204	1	0	0	0	1	0	167	30	0	197	40	0	16	0	56	458
12:30 PM	25	169	0	0	194	0	0	0	0	0	0	145	28	0	173	34	0	33	0	67	434
12:45 PM	23	150	0	0	173	1	0	0	0	1	2	168	22	0	192	36	0	24	0	60	426
Total	105	657	3	0	765	2	1	0	0	3	3	639	122	0	764	150	0	109	0	259	1791
01:00 PM	31	147	2	0	180	0	0	0	0	0	0	141	30	0	171	35	0	27	2	64	415
01:15 PM	26	147	0	0	173	0	0	0	0	0	1	149	38	0	188	33	0	23	0	56	417
01:30 PM	19	146	1	0	166	1	0	0	0	1	1	149	31	0	181	32	0	19	0	51	399
01:45 PM	21	164	0	0	185	2	0	0	0	2	0	137	29	0	166	33	0	20	0	53	406
Total	97	604	3	0	704	3	0	0	0	3	2	576	128	0	706	133	0	89	2	224	1637
02:00 PM	23	159	1	0	183	1	0	0	0	1	0	145	28	0	173	27	0	14	0	41	398
02:15 PM	17	153	0	0	170	1	0	0	0	1	1	135	37	0	173	32	0	30	0	62	406
02:30 PM	16	142	0	0	158	1	0	0	0	1	0	143	31	0	174	34	0	36	0	70	403
02:45 PM	24	164	0	0	188	0	0	0	0	0	0	170	33	0	203	29	0	21	0	50	441
Total	80	618	1	0	699	3	0	0	0	3	1	593	129	0	723	122	0	101	0	223	1648
03:00 PM	27	221	1	0	249	1	0	0	0	1	0	182	34	0	216	34	0	24	0	58	524
03:15 PM	17	206	1	0	224	2	0	0	0	2	1	152	32	0	185	43	0	18	0	61	472
03:30 PM	22	216	1	0	239	1	0	0	0	1	0	185	29	0	214	39	0	25	0	64	518
03:45 PM	17	162	0	0	179	1	0	0	0	1	0	160	35	0	195	40	0	22	0	62	437
Total	83	805	3	0	891	5	0	0	0	5	1	679	130	0	810	156	0	89	0	245	1951

Quality Counts, LLC

920 Blairhill Rd, STE B106
Charlotte, NC 28217

File Name : 14473011 - S Madison Blvd & Long Ave

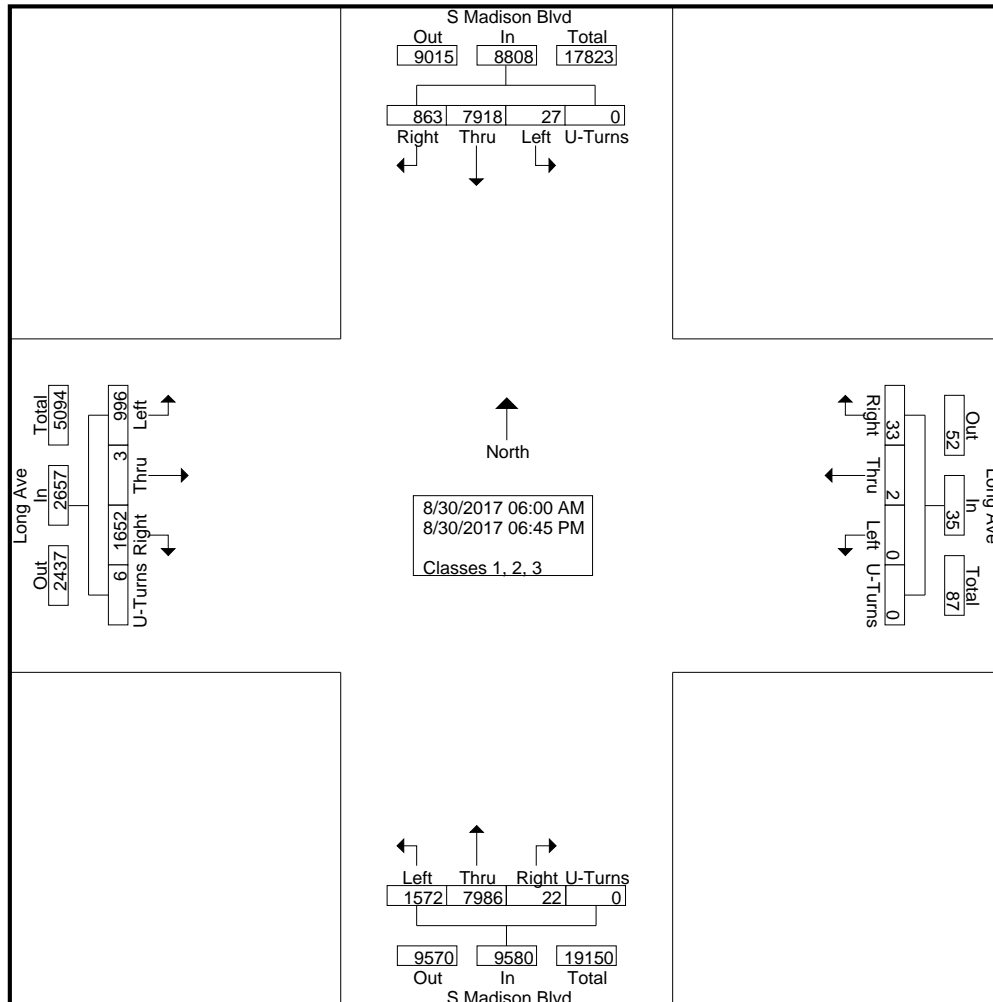
Site Code : 14473011

Start Date : 8/30/2017

Page No : 2

Groups Printed- Classes 1, 2, 3

Start Time	S Madison Blvd Southbound					Long Ave Westbound					S Madison Blvd Northbound					Long Ave Eastbound					Int. Total
	Right	Thru	Left	U-Turns	App. Total	Right	Thru	Left	U-Turns	App. Total	Right	Thru	Left	U-Turns	App. Total	Right	Thru	Left	U-Turns	App. Total	
04:00 PM	20	174	1	0	195	0	0	0	0	0	0	196	47	0	243	32	0	20	0	52	490
04:15 PM	27	143	0	0	170	1	0	0	0	1	2	216	37	0	255	37	1	22	0	60	486
04:30 PM	20	164	0	0	184	1	0	0	0	1	0	194	51	0	245	48	0	23	0	71	501
04:45 PM	23	168	0	0	191	0	0	0	0	0	0	182	39	0	221	35	0	21	0	56	468
Total	90	649	1	0	740	2	0	0	0	2	2	788	174	0	964	152	1	86	0	239	1945
05:00 PM	23	188	0	0	211	1	0	0	0	1	1	224	29	0	254	48	0	38	0	86	552
05:15 PM	13	185	2	0	200	0	0	0	0	0	1	203	42	0	246	41	0	31	0	72	518
05:30 PM	10	187	1	0	198	2	0	0	0	2	1	226	48	0	275	34	0	23	0	57	532
05:45 PM	9	172	0	0	181	1	0	0	0	1	0	216	37	0	253	45	0	21	0	66	501
Total	55	732	3	0	790	4	0	0	0	4	3	869	156	0	1028	168	0	113	0	281	2103
06:00 PM	15	169	0	0	184	1	0	0	0	1	1	194	50	0	245	33	0	19	0	52	482
06:15 PM	13	166	1	0	180	1	0	0	0	1	1	175	49	0	225	30	0	15	0	45	451
06:30 PM	10	160	0	0	170	0	0	0	0	0	0	170	46	0	216	41	0	13	0	54	440
06:45 PM	9	149	0	0	158	1	0	0	0	1	0	180	39	0	219	17	0	11	0	28	406
Total	47	644	1	0	692	3	0	0	0	3	2	719	184	0	905	121	0	58	0	179	1779
Grand Total	863	7918	27	0	8808	33	2	0	0	35	22	7986	1572	0	9580	1652	3	996	6	2657	21080
Apprch %	9.8	89.9	0.3	0		94.3	5.7	0	0		0.2	83.4	16.4	0		62.2	0.1	37.5	0.2		
Total %	4.1	37.6	0.1	0	41.8	0.2	0	0	0	0.2	0.1	37.9	7.5	0	45.4	7.8	0	4.7	0	12.6	

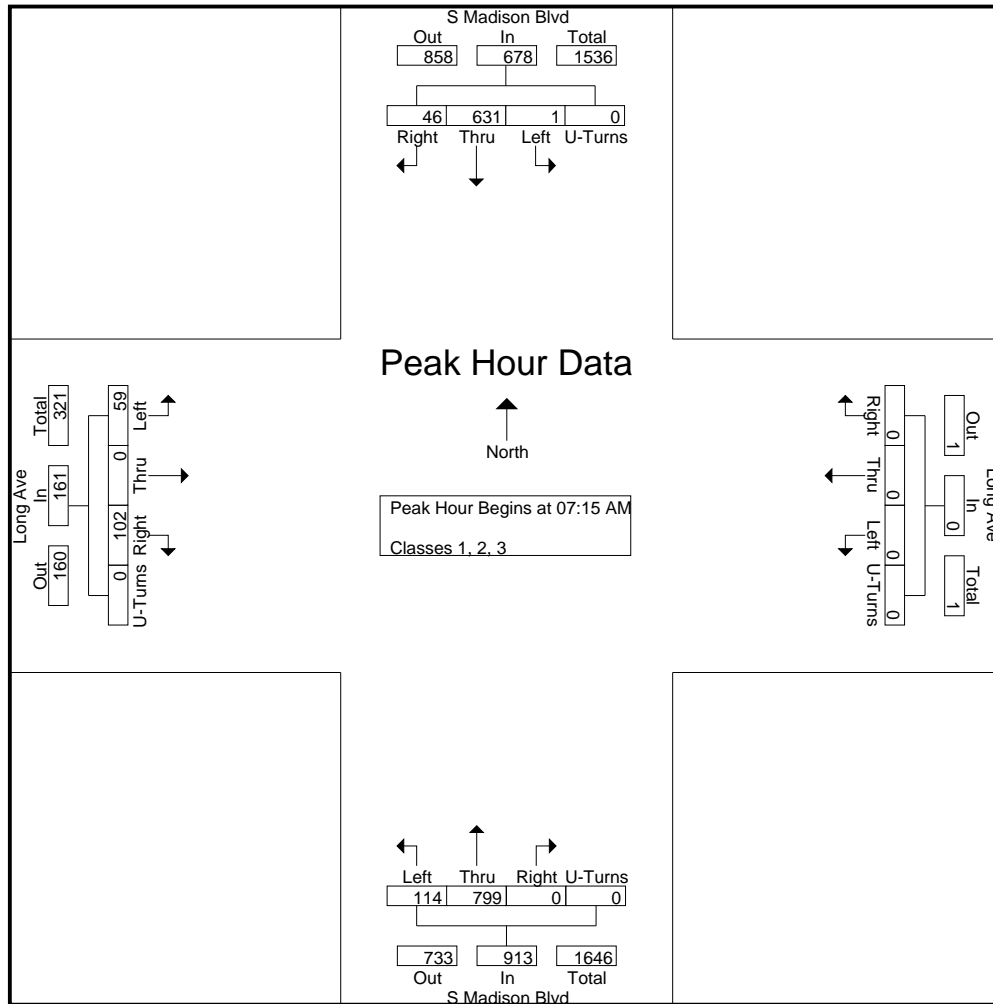


Quality Counts, LLC

920 Blairhill Rd, STE B106
Charlotte, NC 28217

File Name : 14473011 - S Madison Blvd & Long Ave
Site Code : 14473011
Start Date : 8/30/2017
Page No : 3

Start Time	S Madison Blvd Southbound					Long Ave Westbound					S Madison Blvd Northbound					Long Ave Eastbound					Int. Total
	Right	Thru	Left	U-Turns	App. Total	Right	Thru	Left	U-Turns	App. Total	Right	Thru	Left	U-Turns	App. Total	Right	Thru	Left	U-Turns	App. Total	
Peak Hour Analysis From 06:00 AM to 09:45 AM - Peak 1 of 1																					
Peak Hour for Entire Intersection Begins at 07:15 AM																					
07:15 AM	7	143	0	0	150	0	0	0	0	0	0	165	19	0	184	22	0	11	0	33	367
07:30 AM	9	153	0	0	162	0	0	0	0	0	0	224	27	0	251	27	0	17	0	44	457
07:45 AM	16	160	0	0	176	0	0	0	0	0	0	234	41	0	275	32	0	19	0	51	502
08:00 AM	14	175	1	0	190	0	0	0	0	0	0	176	27	0	203	21	0	12	0	33	426
Total Volume	46	631	1	0	678	0	0	0	0	0	0	799	114	0	913	102	0	59	0	161	1752
% App. Total	6.8	93.1	0.1	0		0	0	0	0		0	87.5	12.5	0		63.4	0	36.6	0		
PHF	.719	.901	.250	.000	.892	.000	.000	.000	.000	.000	.000	.854	.695	.000	.830	.797	.000	.776	.000	.789	.873



Quality Counts, LLC

920 Blairhill Rd, STE B106
Charlotte, NC 28217

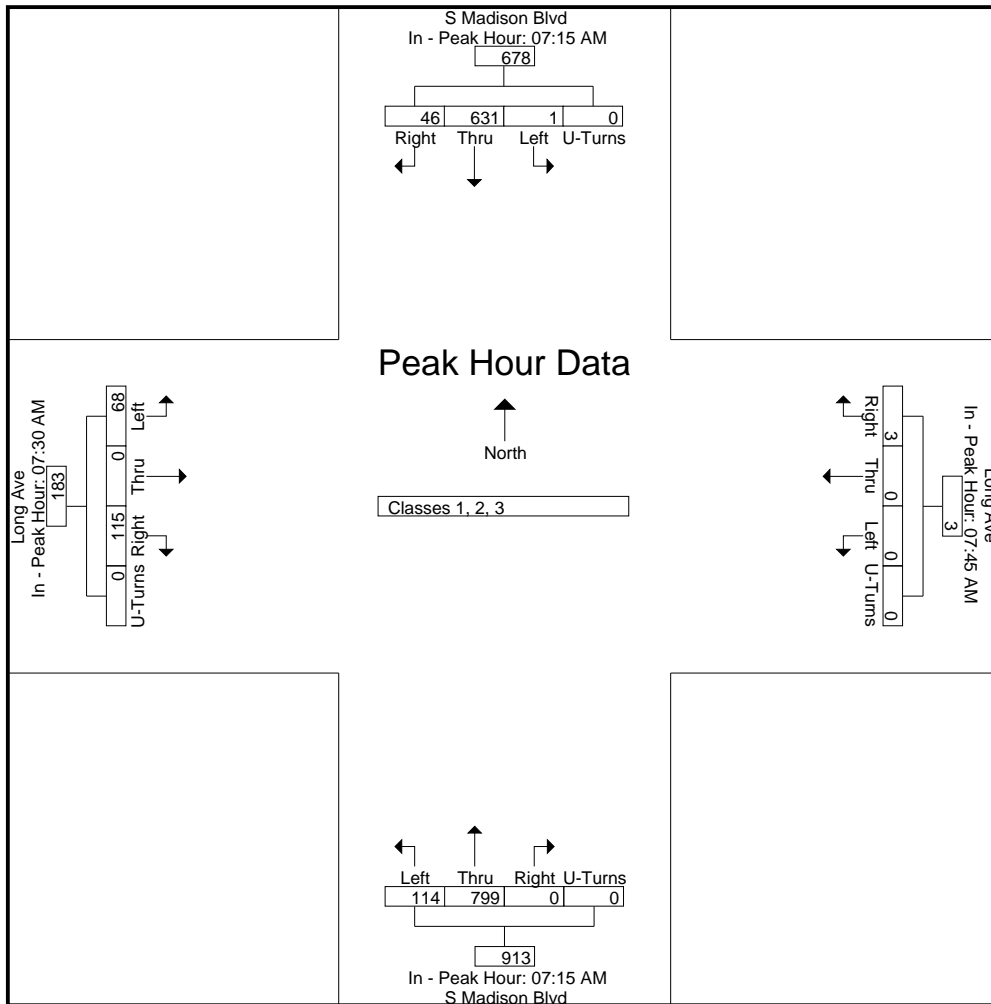
File Name : 14473011 - S Madison Blvd & Long Ave
Site Code : 14473011
Start Date : 8/30/2017
Page No : 4

Start Time	S Madison Blvd Southbound					Long Ave Westbound					S Madison Blvd Northbound					Long Ave Eastbound					Int. Total
	Right	Thru	Left	U-Turns	App. Total	Right	Thru	Left	U-Turns	App. Total	Right	Thru	Left	U-Turns	App. Total	Right	Thru	Left	U-Turns	App. Total	

Peak Hour Analysis From 06:00 AM to 09:45 AM - Peak 1 of 1

Peak Hour for Each Approach at:

	07:15 AM					07:45 AM					07:15 AM					07:30 AM				
+0 mins.	7	143	0	0	150	0	0	0	0	0	0	165	19	0	184	27	0	17	0	44
+15 mins.	9	153	0	0	162	0	0	0	0	0	0	224	27	0	251	32	0	19	0	51
+30 mins.	16	160	0	0	176	2	0	0	0	2	0	234	41	0	275	21	0	12	0	33
+45 mins.	14	175	1	0	190	1	0	0	0	1	0	176	27	0	203	35	0	20	0	55
Total Volume	46	631	1	0	678	3	0	0	0	3	0	799	114	0	913	115	0	68	0	183
% App. Total	6.8	93.1	0.1	0		100	0	0	0		0	87.5	12.5	0		62.8	0	37.2	0	
PHF	.719	.901	.250	.000	.892	.375	.000	.000	.000	.375	.000	.854	.695	.000	.830	.821	.000	.850	.000	.832



Quality Counts, LLC

920 Blairhill Rd, STE B106
Charlotte, NC 28217

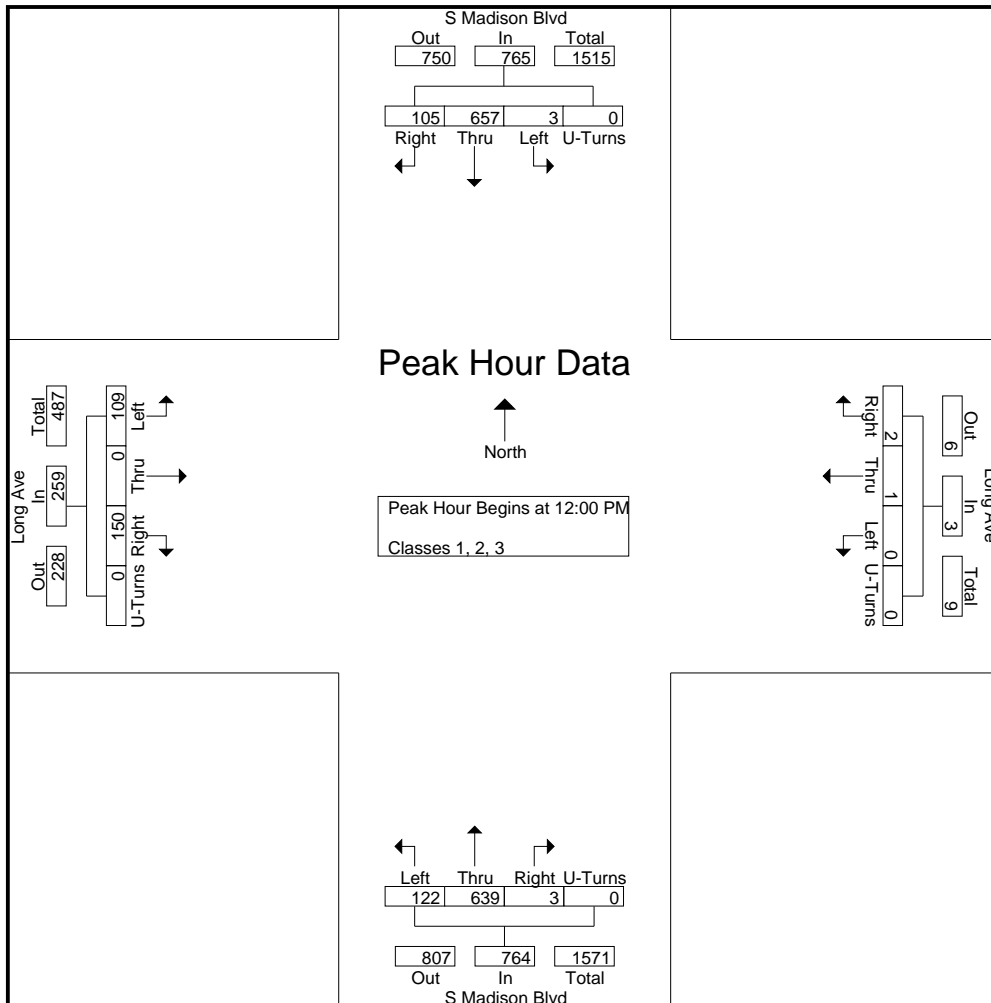
File Name : 14473011 - S Madison Blvd & Long Ave

Site Code : 14473011

Start Date : 8/30/2017

Page No : 5

Start Time	S Madison Blvd Southbound					Long Ave Westbound					S Madison Blvd Northbound					Long Ave Eastbound					Int. Total
	Right	Thru	Left	U-Turns	App. Total	Right	Thru	Left	U-Turns	App. Total	Right	Thru	Left	U-Turns	App. Total	Right	Thru	Left	U-Turns	App. Total	
Peak Hour Analysis From 10:00 AM to 02:45 PM - Peak 1 of 1																					
Peak Hour for Entire Intersection Begins at 12:00 PM																					
12:00 PM	29	163	2	0	194	0	1	0	0	1	1	159	42	0	202	40	0	36	0	76	473
12:15 PM	28	175	1	0	204	1	0	0	0	1	0	167	30	0	197	40	0	16	0	56	458
12:30 PM	25	169	0	0	194	0	0	0	0	0	0	145	28	0	173	34	0	33	0	67	434
12:45 PM	23	150	0	0	173	1	0	0	0	1	2	168	22	0	192	36	0	24	0	60	426
Total Volume	105	657	3	0	765	2	1	0	0	3	3	639	122	0	764	150	0	109	0	259	1791
% App. Total	13.7	85.9	0.4	0		66.7	33.3	0	0		0.4	83.6	16	0		57.9	0	42.1	0		
PHF	.905	.939	.375	.000	.938	.500	.250	.000	.000	.750	.375	.951	.726	.000	.946	.938	.000	.757	.000	.852	.947



Quality Counts, LLC

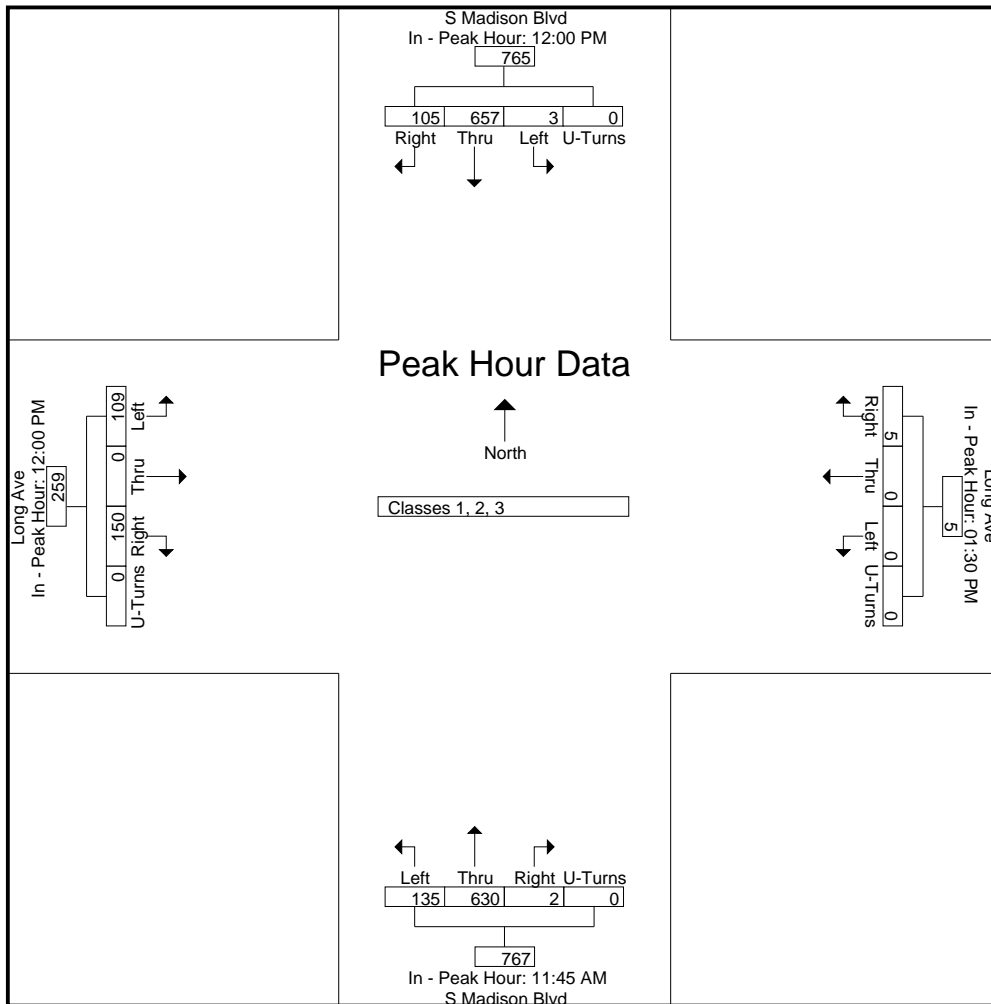
920 Blairhill Rd, STE B106
Charlotte, NC 28217

File Name : 14473011 - S Madison Blvd & Long Ave
Site Code : 14473011
Start Date : 8/30/2017
Page No : 6

Start Time	S Madison Blvd Southbound					Long Ave Westbound					S Madison Blvd Northbound					Long Ave Eastbound					Int. Total
	Rig ht	Thr u	Left	U-Turns	App. Total	Rig ht	Thr u	Left	U-Turns	App. Total	Rig ht	Thr u	Left	U-Turns	App. Total	Rig ht	Thr u	Left	U-Turns	App. Total	

Peak Hour Analysis From 10:00 AM to 02:45 PM - Peak 1 of 1
Peak Hour for Each Approach Begins at:

	12:00 PM					01:30 PM					11:45 AM					12:00 PM				
+0 mins.	29	163	2	0	194	1	0	0	0	1	1	159	35	0	195	40	0	36	0	76
+15 mins.	28	175	1	0	204	2	0	0	0	2	1	159	42	0	202	40	0	16	0	56
+30 mins.	25	169	0	0	194	1	0	0	0	1	0	167	30	0	197	34	0	33	0	67
+45 mins.	23	150	0	0	173	1	0	0	0	1	0	145	28	0	173	36	0	24	0	60
Total Volume	105	657	3	0	765	5	0	0	0	5	2	630	135	0	767	150	0	109	0	259
% App. Total	13.7	85.9	0.4	0		100	0	0	0		0.3	82.1	17.6	0		57.9	0	42.1	0	
PHF	.905	.939	.375	.000	.938	.625	.000	.000	.000	.625	.500	.943	.804	.000	.949	.938	.000	.757	.000	.852



Quality Counts, LLC

920 Blairhill Rd, STE B106
Charlotte, NC 28217

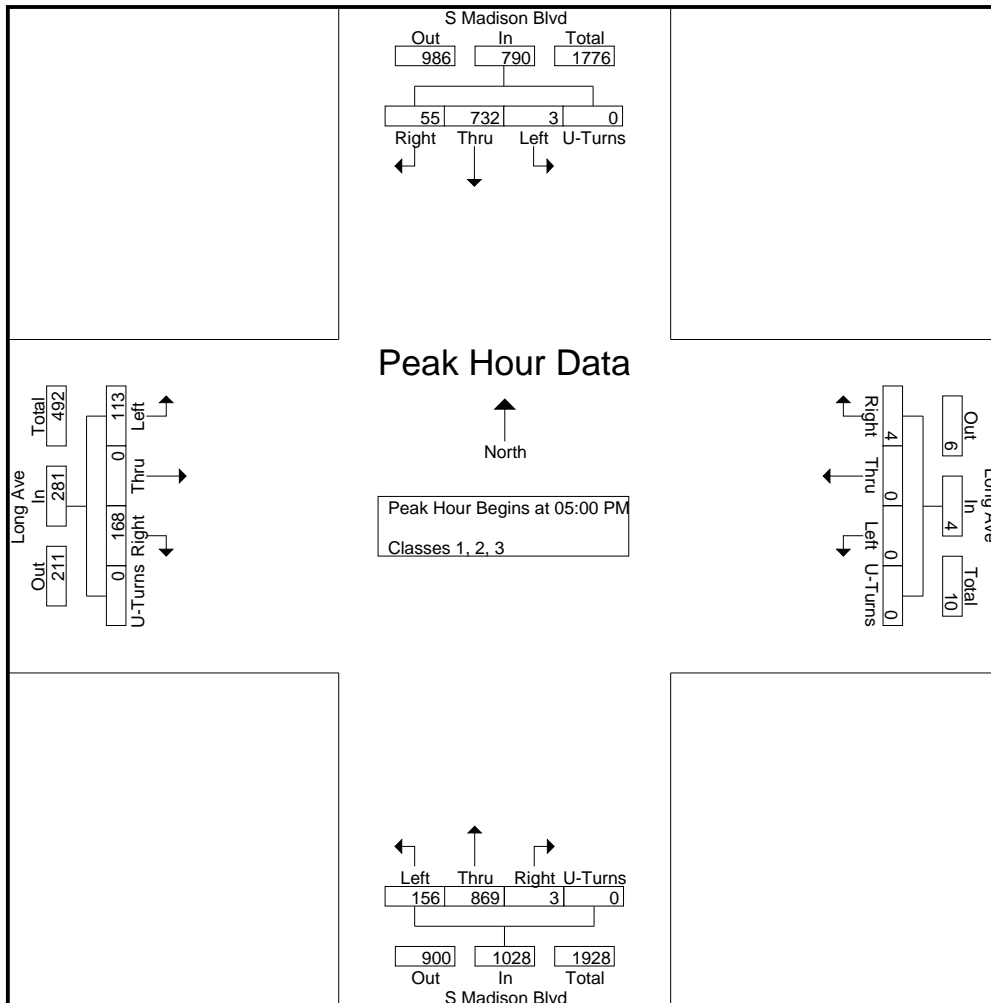
File Name : 14473011 - S Madison Blvd & Long Ave

Site Code : 14473011

Start Date : 8/30/2017

Page No : 7

Start Time	S Madison Blvd Southbound					Long Ave Westbound					S Madison Blvd Northbound					Long Ave Eastbound					Int. Total
	Right	Thru	Left	U-Turns	App. Total	Right	Thru	Left	U-Turns	App. Total	Right	Thru	Left	U-Turns	App. Total	Right	Thru	Left	U-Turns	App. Total	
Peak Hour Analysis From 03:00 PM to 06:45 PM - Peak 1 of 1																					
Peak Hour for Entire Intersection Begins at 05:00 PM																					
05:00 PM	23	188	0	0	211	1	0	0	0	1	1	224	29	0	254	48	0	38	0	86	552
05:15 PM	13	185	2	0	200	0	0	0	0	0	1	203	42	0	246	41	0	31	0	72	518
05:30 PM	10	187	1	0	198	2	0	0	0	2	1	226	48	0	275	34	0	23	0	57	532
05:45 PM	9	172	0	0	181	1	0	0	0	1	0	216	37	0	253	45	0	21	0	66	501
Total Volume	55	732	3	0	790	4	0	0	0	4	3	869	156	0	1028	168	0	113	0	281	2103
% App. Total	7	92.7	0.4	0		100	0	0	0		0.3	84.5	15.2	0		59.8	0	40.2	0		
PHF	.598	.973	.375	.000	.936	.500	.000	.000	.000	.500	.750	.961	.813	.000	.935	.875	.000	.743	.000	.817	.952



Quality Counts, LLC

920 Blairhill Rd, STE B106
Charlotte, NC 28217

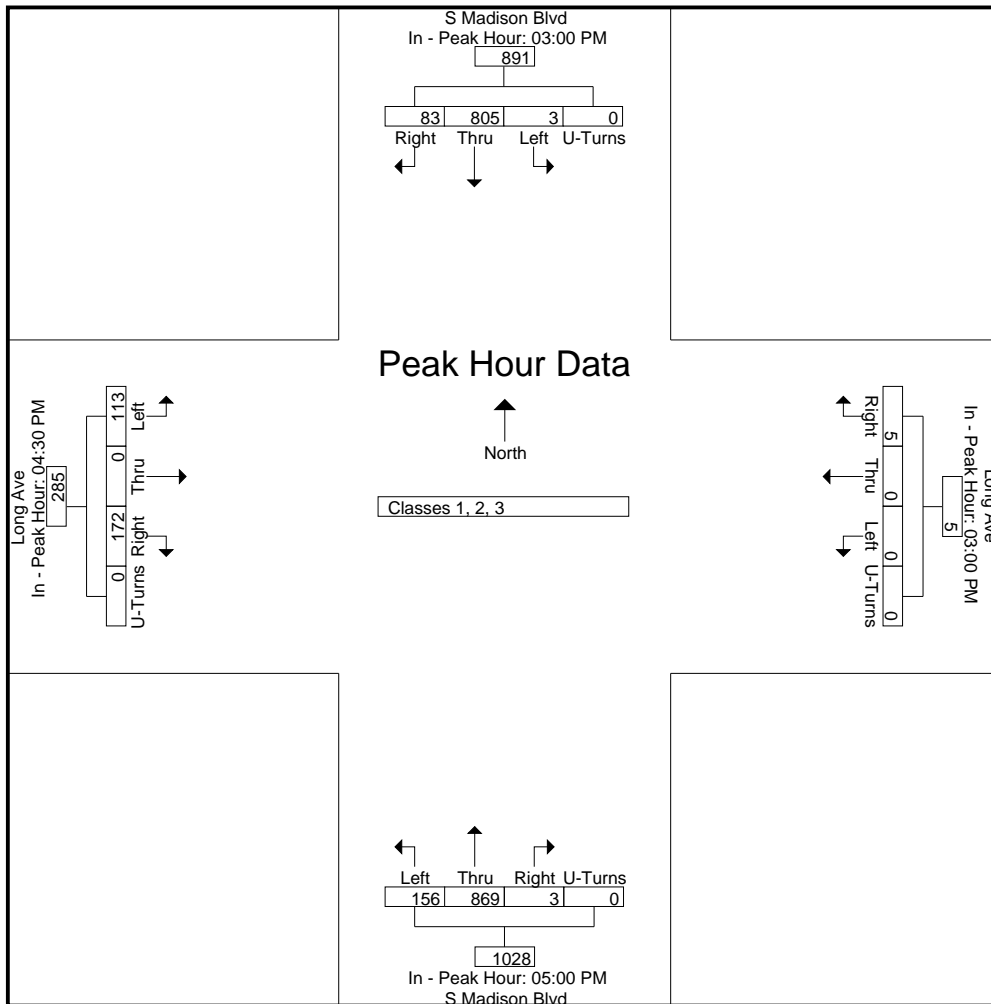
File Name : 14473011 - S Madison Blvd & Long Ave
Site Code : 14473011
Start Date : 8/30/2017
Page No : 8

Start Time	S Madison Blvd Southbound					Long Ave Westbound					S Madison Blvd Northbound					Long Ave Eastbound					Int. Total
	Rig ht	Thr u	Left	U-Turns	App. Total	Right	Thr u	Left	U-Turns	App. Total	Right	Thr u	Left	U-Turns	App. Total	Right	Thr u	Left	U-Turns	App. Total	

Peak Hour Analysis From 03:00 PM to 06:45 PM - Peak 1 of 1

Peak Hour for Each Approach Begins at:

	03:00 PM					03:00 PM					05:00 PM					04:30 PM				
+0 mins.	27	221	1	0	249	1	0	0	0	1	1	224	29	0	254	48	0	23	0	71
+15 mins.	17	206	1	0	224	2	0	0	0	2	1	203	42	0	246	35	0	21	0	56
+30 mins.	22	216	1	0	239	1	0	0	0	1	1	226	48	0	275	48	0	38	0	86
+45 mins.	17	162	0	0	179	1	0	0	0	1	0	216	37	0	253	41	0	31	0	72
Total Volume	83	805	3	0	891	5	0	0	0	5	3	869	156	0	1028	172	0	113	0	285
% App. Total	9.3	90.3	0.3	0		100	0	0	0		0.3	84.5	15.2	0		60.4	0	39.6	0	
PHF	.769	.911	.750	.000	.895	.625	.000	.000	.000	.625	.750	.961	.813	.000	.935	.896	.000	.743	.000	.828



Quality Counts, LLC

920 Blairhill Rd, STE B106
Charlotte, NC 28217

File Name : 14473011 - S Madison Blvd & Long Ave

Site Code : 14473011

Start Date : 8/30/2017

Page No : 1

Groups Printed- Classes 4, 5, 6, 7

Start Time	S Madison Blvd Southbound					Long Ave Westbound					S Madison Blvd Northbound					Long Ave Eastbound					Int. Total	
	Right	Thru	Left	U-Turns	App. Total	Right	Thru	Left	U-Turns	App. Total	Right	Thru	Left	U-Turns	App. Total	Right	Thru	Left	U-Turns	App. Total		
06:00 AM	0	5	0	0	5	0	0	0	0	0	0	0	0	0	0	0	0	0	0	0	0	5
06:15 AM	0	3	0	0	3	0	0	0	0	0	0	1	0	0	1	0	0	0	0	0	0	4
06:30 AM	0	3	0	0	3	0	0	0	0	0	0	1	1	0	2	0	0	0	0	0	0	5
06:45 AM	0	2	0	0	2	0	0	0	0	0	0	4	2	0	6	2	0	1	0	3	3	11
Total	0	13	0	0	13	0	0	0	0	0	0	6	3	0	9	2	0	1	0	3	3	25
07:00 AM	0	2	0	0	2	0	0	0	0	0	0	1	2	0	3	1	0	0	0	1	1	6
07:15 AM	1	6	0	0	7	0	0	0	0	0	0	7	3	0	10	1	0	0	0	1	1	18
07:30 AM	0	10	0	0	10	0	0	0	0	0	0	10	1	0	11	1	0	1	0	2	2	23
07:45 AM	2	8	0	0	10	0	0	0	0	0	0	11	2	0	13	3	0	3	0	6	6	29
Total	3	26	0	0	29	0	0	0	0	0	0	29	8	0	37	6	0	4	0	10	10	76
08:00 AM	0	8	0	0	8	0	0	0	0	0	0	10	2	0	12	3	0	0	0	3	3	23
08:15 AM	0	4	0	0	4	0	0	0	0	0	0	3	4	0	7	0	0	0	0	0	0	11
08:30 AM	0	6	0	0	6	0	0	0	0	0	0	7	0	0	7	3	0	0	0	3	3	16
08:45 AM	0	5	0	0	5	0	0	0	0	0	0	5	1	0	6	0	0	0	0	0	0	11
Total	0	23	0	0	23	0	0	0	0	0	0	25	7	0	32	6	0	0	0	6	6	61
09:00 AM	0	3	0	0	3	0	0	0	0	0	0	4	2	0	6	1	0	0	0	1	1	10
09:15 AM	0	5	0	0	5	0	0	0	0	0	0	8	1	0	9	0	0	0	0	0	0	14
09:30 AM	0	5	0	0	5	0	0	0	0	0	0	5	1	0	6	2	0	1	0	3	3	14
09:45 AM	0	1	0	0	1	0	0	0	0	0	0	6	1	0	7	0	0	1	0	1	1	9
Total	0	14	0	0	14	0	0	0	0	0	0	23	5	0	28	3	0	2	0	5	5	47
10:00 AM	0	3	0	0	3	1	0	0	0	1	0	5	1	0	6	0	0	1	0	1	1	11
10:15 AM	0	5	0	0	5	0	0	0	0	0	0	4	2	0	6	3	0	3	0	6	6	17
10:30 AM	0	3	0	0	3	0	0	0	0	0	0	3	4	0	7	0	0	0	0	0	0	10
10:45 AM	0	7	0	0	7	0	0	0	0	0	0	1	2	0	3	4	0	0	0	4	4	14
Total	0	18	0	0	18	1	0	0	0	1	0	13	9	0	22	7	0	4	0	11	11	52
11:00 AM	0	4	0	0	4	0	0	0	0	0	0	0	0	0	0	0	0	1	0	1	1	5
11:15 AM	0	7	0	0	7	0	0	0	0	0	0	9	3	0	12	3	0	1	0	4	4	23
11:30 AM	1	3	0	0	4	0	0	0	0	0	0	5	0	0	5	2	0	1	0	3	3	12
11:45 AM	0	5	0	0	5	0	0	0	0	0	0	1	1	0	2	4	0	0	0	4	4	11
Total	1	19	0	0	20	0	0	0	0	0	0	15	4	0	19	9	0	3	0	12	12	51
12:00 PM	0	5	0	0	5	0	0	0	0	0	0	3	1	0	4	0	0	2	0	2	2	11
12:15 PM	1	6	0	0	7	0	0	0	0	0	0	6	1	0	7	2	0	0	0	2	2	16
12:30 PM	0	3	0	0	3	0	0	0	0	0	0	3	1	0	4	0	0	2	0	2	2	9
12:45 PM	0	3	0	0	3	0	0	0	0	0	0	2	3	0	5	1	0	3	0	4	4	12
Total	1	17	0	0	18	0	0	0	0	0	0	14	6	0	20	3	0	7	0	10	10	48
01:00 PM	1	4	0	0	5	0	0	0	0	0	0	4	2	0	6	0	0	0	0	0	0	11
01:15 PM	0	5	0	0	5	0	0	0	0	0	0	4	2	0	6	1	0	0	0	1	1	12
01:30 PM	1	3	0	0	4	0	0	0	0	0	0	0	1	0	1	0	0	0	0	0	0	5
01:45 PM	0	4	0	0	4	0	0	0	0	0	0	2	1	0	3	1	0	0	0	1	1	8
Total	2	16	0	0	18	0	0	0	0	0	0	10	6	0	16	2	0	0	0	2	2	36
02:00 PM	0	3	0	0	3	0	0	0	0	0	0	4	1	0	5	0	0	0	0	0	0	8
02:15 PM	1	5	0	0	6	0	0	0	0	0	0	3	4	0	7	0	0	1	0	1	1	14
02:30 PM	2	5	0	0	7	0	0	0	0	0	0	6	3	0	9	0	0	0	0	0	0	16
02:45 PM	0	16	0	0	16	0	0	0	0	0	0	10	3	0	13	4	0	0	0	4	4	33
Total	3	29	0	0	32	0	0	0	0	0	0	23	11	0	34	4	0	1	0	5	5	71
03:00 PM	0	17	0	0	17	0	0	0	0	0	0	3	2	0	5	2	0	1	0	3	3	25
03:15 PM	0	2	0	0	2	0	0	0	0	0	0	3	2	0	5	1	0	0	0	1	1	8
03:30 PM	0	0	0	0	0	0	0	0	0	0	0	4	1	0	5	1	0	0	0	1	1	6
03:45 PM	0	1	0	0	1	0	0	0	0	0	0	8	2	0	10	1	0	1	0	2	2	13
Total	0	20	0	0	20	0	0	0	0	0	0	18	7	0	25	5	0	2	0	7	7	52

Quality Counts, LLC

920 Blairhill Rd, STE B106
Charlotte, NC 28217

File Name : 14473011 - S Madison Blvd & Long Ave

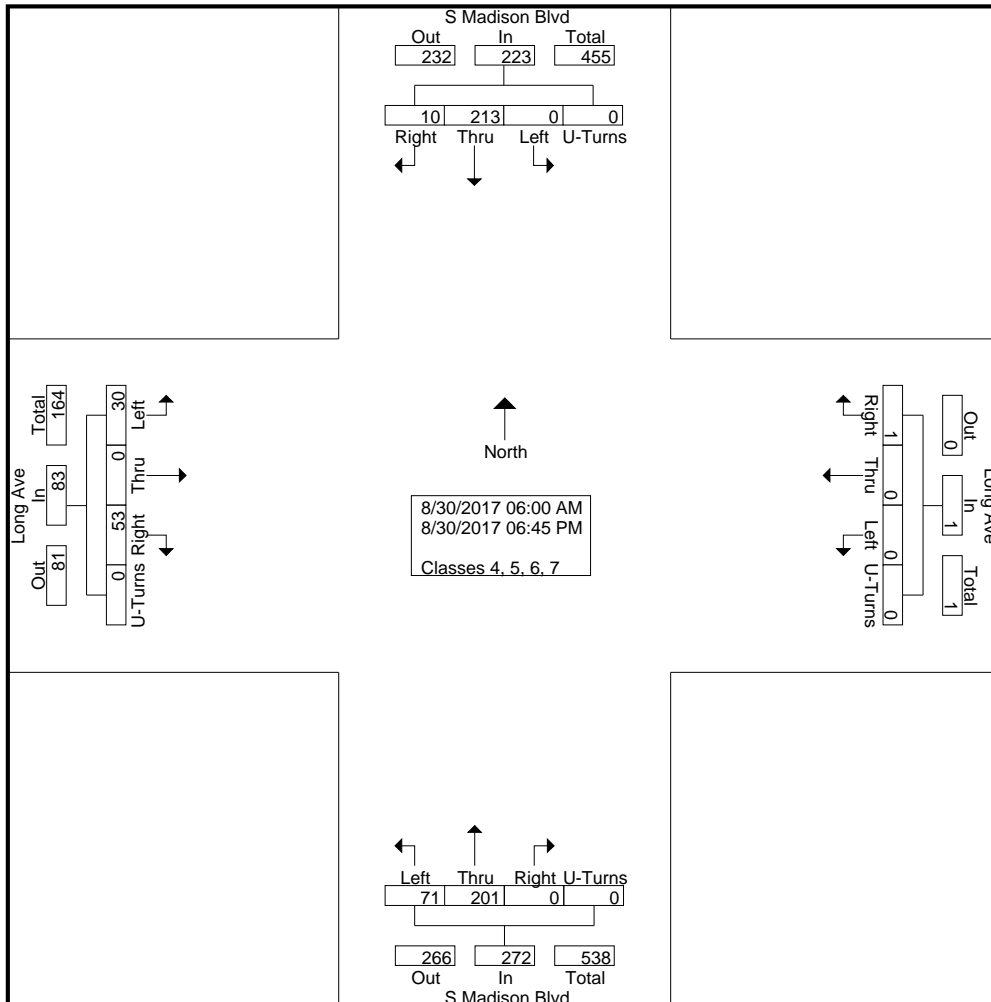
Site Code : 14473011

Start Date : 8/30/2017

Page No : 2

Groups Printed- Classes 4, 5, 6, 7

Start Time	S Madison Blvd Southbound					Long Ave Westbound					S Madison Blvd Northbound					Long Ave Eastbound					Int. Total
	Right	Thru	Left	U-Turns	App. Total	Right	Thru	Left	U-Turns	App. Total	Right	Thru	Left	U-Turns	App. Total	Right	Thru	Left	U-Turns	App. Total	
04:00 PM	0	2	0	0	2	0	0	0	0	0	0	6	2	0	8	1	0	0	0	1	11
04:15 PM	0	3	0	0	3	0	0	0	0	0	0	1	2	0	3	0	0	1	0	1	7
04:30 PM	0	0	0	0	0	0	0	0	0	0	0	2	0	0	2	0	0	0	0	0	2
04:45 PM	0	1	0	0	1	0	0	0	0	0	0	4	0	0	4	1	0	2	0	3	8
Total	0	6	0	0	6	0	0	0	0	0	0	13	4	0	17	2	0	3	0	5	28
05:00 PM	0	3	0	0	3	0	0	0	0	0	0	2	1	0	3	2	0	0	0	2	8
05:15 PM	0	1	0	0	1	0	0	0	0	0	0	1	0	0	1	1	0	2	0	3	5
05:30 PM	0	3	0	0	3	0	0	0	0	0	0	4	0	0	4	0	0	0	0	0	7
05:45 PM	0	2	0	0	2	0	0	0	0	0	0	3	0	0	3	1	0	0	0	1	6
Total	0	9	0	0	9	0	0	0	0	0	0	10	1	0	11	4	0	2	0	6	26
06:00 PM	0	1	0	0	1	0	0	0	0	0	0	1	0	0	1	0	0	0	0	0	2
06:15 PM	0	1	0	0	1	0	0	0	0	0	0	1	0	0	1	0	0	1	0	1	3
06:30 PM	0	0	0	0	0	0	0	0	0	0	0	0	0	0	0	0	0	0	0	0	0
06:45 PM	0	1	0	0	1	0	0	0	0	0	0	0	0	0	0	0	0	0	0	0	1
Total	0	3	0	0	3	0	0	0	0	0	0	2	0	0	2	0	0	1	0	1	6
Grand Total	10	213	0	0	223	1	0	0	0	1	0	201	71	0	272	53	0	30	0	83	579
Apprch %	4.5	95.5	0	0		100	0	0	0		0	73.9	26.1	0		63.9	0	36.1	0		
Total %	1.7	36.8	0	0	38.5	0.2	0	0	0	0.2	0	34.7	12.3	0	47	9.2	0	5.2	0	14.3	

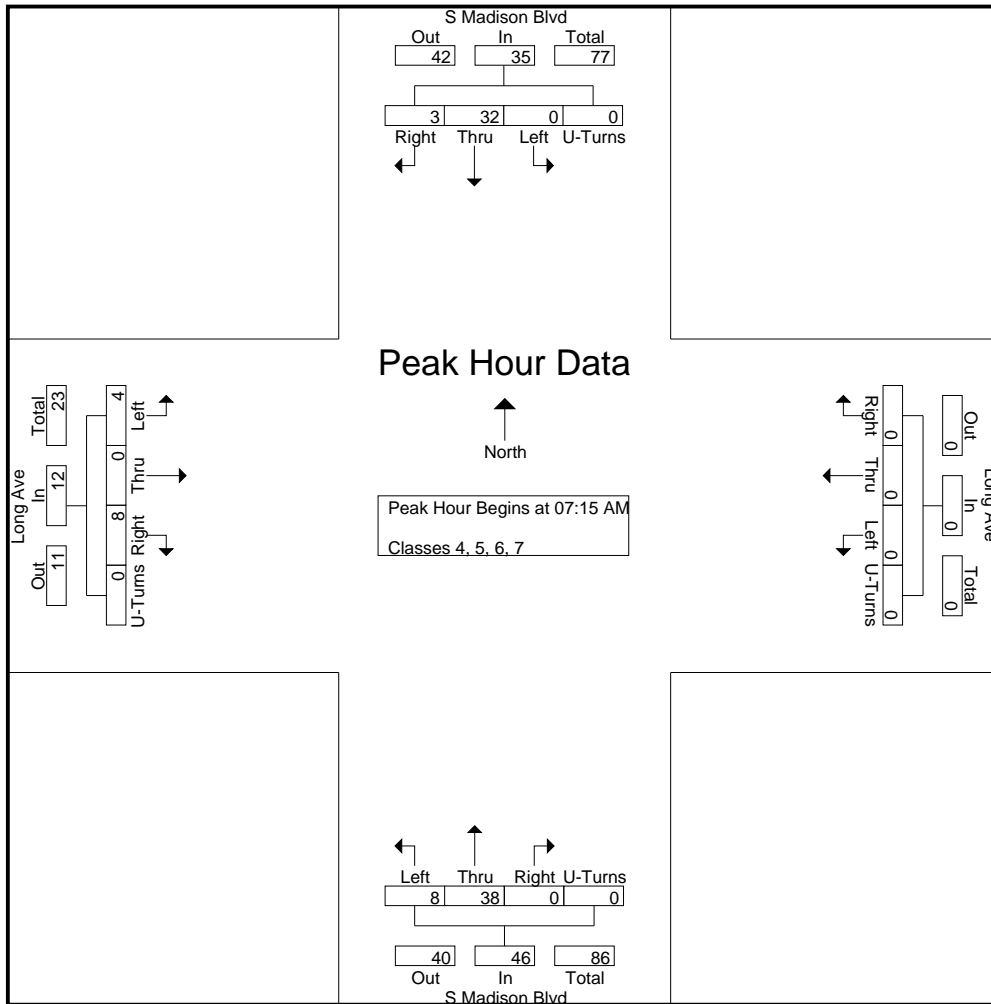


Quality Counts, LLC

920 Blairhill Rd, STE B106
Charlotte, NC 28217

File Name : 14473011 - S Madison Blvd & Long Ave
Site Code : 14473011
Start Date : 8/30/2017
Page No : 3

Start Time	S Madison Blvd Southbound					Long Ave Westbound					S Madison Blvd Northbound					Long Ave Eastbound					Int. Total
	Right	Thru	Left	U-Turns	App. Total	Right	Thru	Left	U-Turns	App. Total	Right	Thru	Left	U-Turns	App. Total	Right	Thru	Left	U-Turns	App. Total	
Peak Hour Analysis From 06:00 AM to 09:45 AM - Peak 1 of 1																					
Peak Hour for Entire Intersection Begins at 07:15 AM																					
07:15 AM	1	6	0	0	7	0	0	0	0	0	0	7	3	0	10	1	0	0	0	1	18
07:30 AM	0	10	0	0	10	0	0	0	0	0	0	10	1	0	11	1	0	1	0	2	23
07:45 AM	2	8	0	0	10	0	0	0	0	0	0	11	2	0	13	3	0	3	0	6	29
08:00 AM	0	8	0	0	8	0	0	0	0	0	0	10	2	0	12	3	0	0	0	3	23
Total Volume	3	32	0	0	35	0	0	0	0	0	0	38	8	0	46	8	0	4	0	12	93
% App. Total	8.6	91.4	0	0		0	0	0	0		0	82.6	17.4	0		66.7	0	33.3	0		
PHF	.375	.800	.000	.000	.875	.000	.000	.000	.000	.000	.000	.864	.667	.000	.885	.667	.000	.333	.000	.500	.802



Quality Counts, LLC

920 Blairhill Rd, STE B106
Charlotte, NC 28217

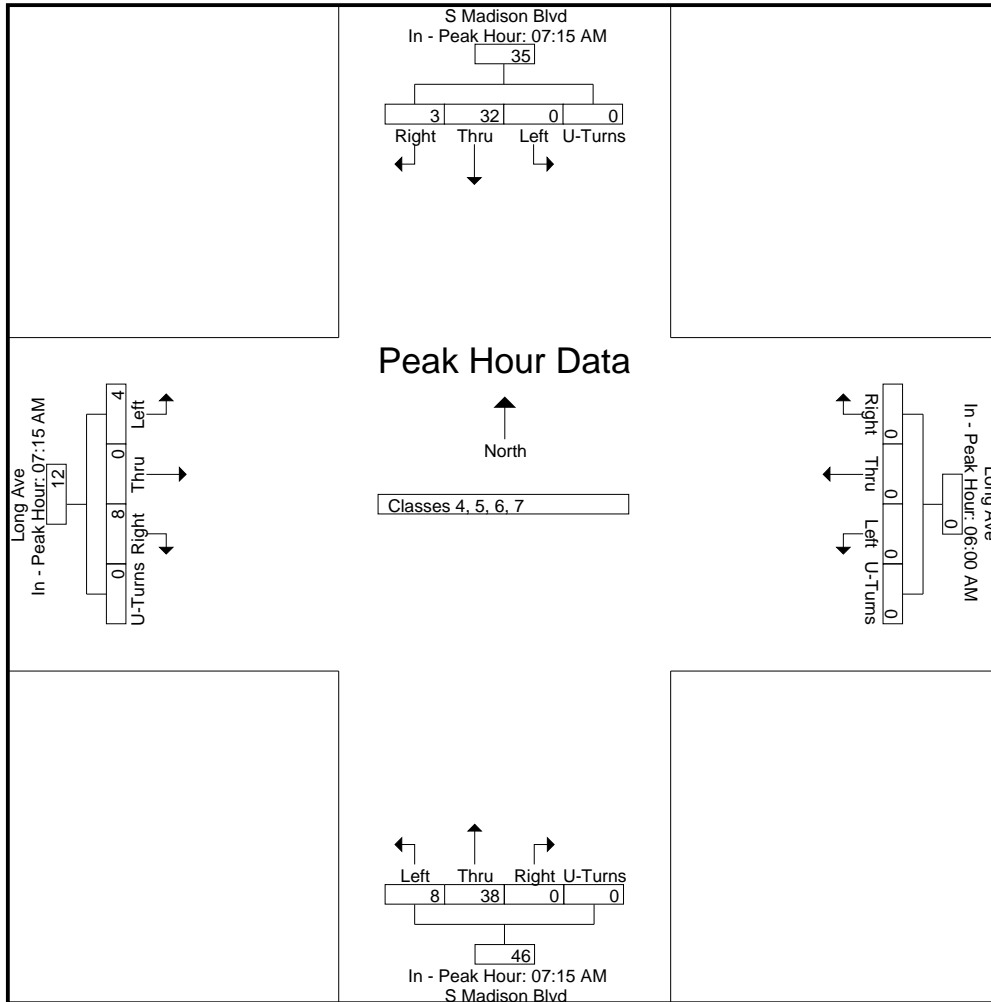
File Name : 14473011 - S Madison Blvd & Long Ave
Site Code : 14473011
Start Date : 8/30/2017
Page No : 4

Start Time	S Madison Blvd Southbound					Long Ave Westbound					S Madison Blvd Northbound					Long Ave Eastbound					Int. Total
	Right	Thru	Left	U-Turns	App. Total	Right	Thru	Left	U-Turns	App. Total	Right	Thru	Left	U-Turns	App. Total	Right	Thru	Left	U-Turns	App. Total	

Peak Hour Analysis From 06:00 AM to 09:45 AM - Peak 1 of 1

Peak Hour for Each Approach at:

	07:15 AM					06:00 AM					07:15 AM					07:15 AM				
+0 mins.	1	6	0	0	7	0	0	0	0	0	0	7	3	0	10	1	0	0	0	1
+15 mins.	0	10	0	0	10	0	0	0	0	0	0	10	1	0	11	1	0	1	0	2
+30 mins.	2	8	0	0	10	0	0	0	0	0	0	11	2	0	13	3	0	3	0	6
+45 mins.	0	8	0	0	8	0	0	0	0	0	0	10	2	0	12	3	0	0	0	3
Total Volume	3	32	0	0	35	0	0	0	0	0	0	38	8	0	46	8	0	4	0	12
% App. Total	8.6	91.4	0	0		0	0	0	0		0	82.6	17.4	0		66.7	0	33.3	0	
PHF	.375	.800	.000	.000	.875	.000	.000	.000	.000	.000	.000	.864	.667	.000	.885	.667	.000	.333	.000	.500



Quality Counts, LLC

920 Blairhill Rd, STE B106
Charlotte, NC 28217

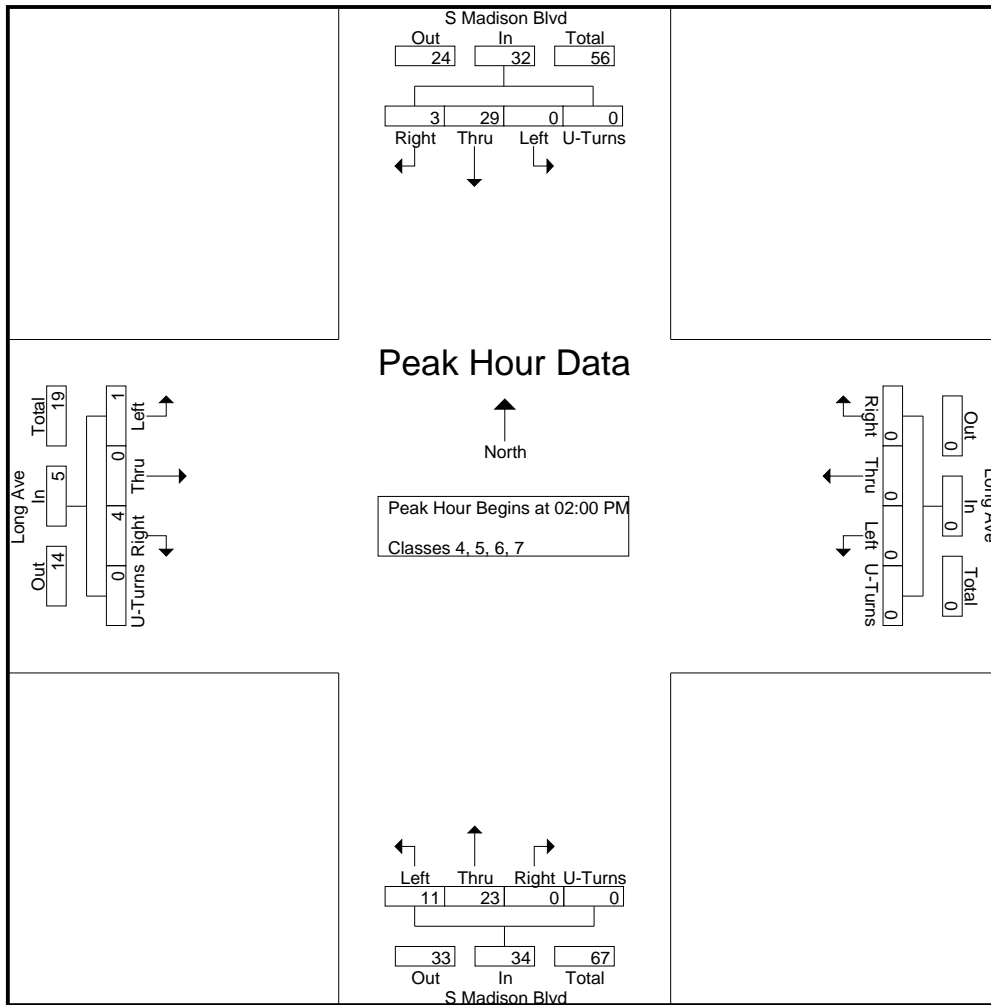
File Name : 14473011 - S Madison Blvd & Long Ave

Site Code : 14473011

Start Date : 8/30/2017

Page No : 5

Start Time	S Madison Blvd Southbound					Long Ave Westbound					S Madison Blvd Northbound					Long Ave Eastbound					Int. Total
	Right	Thru	Left	U-Turns	App. Total	Right	Thru	Left	U-Turns	App. Total	Right	Thru	Left	U-Turns	App. Total	Right	Thru	Left	U-Turns	App. Total	
Peak Hour Analysis From 10:00 AM to 02:45 PM - Peak 1 of 1																					
Peak Hour for Entire Intersection Begins at 02:00 PM																					
02:00 PM	0	3	0	0	3	0	0	0	0	0	0	4	1	0	5	0	0	0	0	0	8
02:15 PM	1	5	0	0	6	0	0	0	0	0	0	3	4	0	7	0	0	1	0	1	14
02:30 PM	2	5	0	0	7	0	0	0	0	0	0	6	3	0	9	0	0	0	0	0	16
02:45 PM	0	16	0	0	16	0	0	0	0	0	0	10	3	0	13	4	0	0	0	4	33
Total Volume	3	29	0	0	32	0	0	0	0	0	0	23	11	0	34	4	0	1	0	5	71
% App. Total	9.4	90.6	0	0		0	0	0	0		0	67.6	32.4	0		80	0	20	0		
PHF	.375	.453	.000	.000	.500	.000	.000	.000	.000	.000	.000	.575	.688	.000	.654	.250	.000	.250	.000	.313	.538



Quality Counts, LLC

920 Blairhill Rd, STE B106
Charlotte, NC 28217

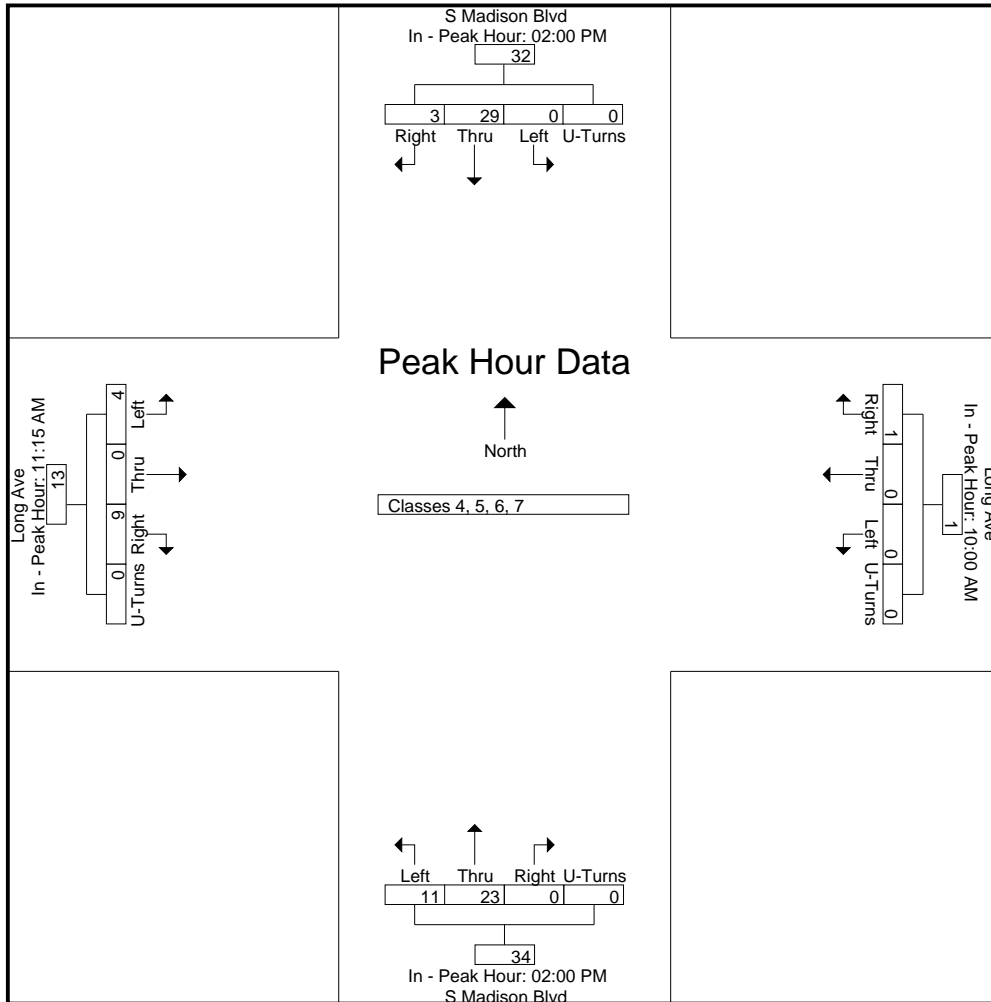
File Name : 14473011 - S Madison Blvd & Long Ave
Site Code : 14473011
Start Date : 8/30/2017
Page No : 6

Start Time	S Madison Blvd Southbound					Long Ave Westbound					S Madison Blvd Northbound					Long Ave Eastbound					Int. Total
	Rig ht	Thr u	Left	U-Turns	App. Total	Rig ht	Thr u	Left	U-Turns	App. Total	Rig ht	Thr u	Left	U-Turns	App. Total	Rig ht	Thr u	Left	U-Turns	App. Total	

Peak Hour Analysis From 10:00 AM to 02:45 PM - Peak 1 of 1

Peak Hour for Each Approach Begins at:

	02:00 PM					10:00 AM					02:00 PM					11:15 AM				
+0 mins.	0	3	0	0	3	1	0	0	0	1	0	4	1	0	5	3	0	1	0	4
+15 mins.	1	5	0	0	6	0	0	0	0	0	0	3	4	0	7	2	0	1	0	3
+30 mins.	2	5	0	0	7	0	0	0	0	0	0	6	3	0	9	4	0	0	0	4
+45 mins.	0	16	0	0	16	0	0	0	0	0	0	10	3	0	13	0	0	2	0	2
Total Volume	3	29	0	0	32	1	0	0	0	1	0	23	11	0	34	9	0	4	0	13
% App. Total	9.4	90.6	0	0		100	0	0	0		0	67.6	32.4	0		69.2	0	30.8	0	
PHF	.375	.453	.000	.000	.500	.250	.000	.000	.000	.250	.000	.575	.688	.000	.654	.563	.000	.500	.000	.813



Quality Counts, LLC

920 Blairhill Rd, STE B106
Charlotte, NC 28217

File Name : 14473011 - S Madison Blvd & Long Ave

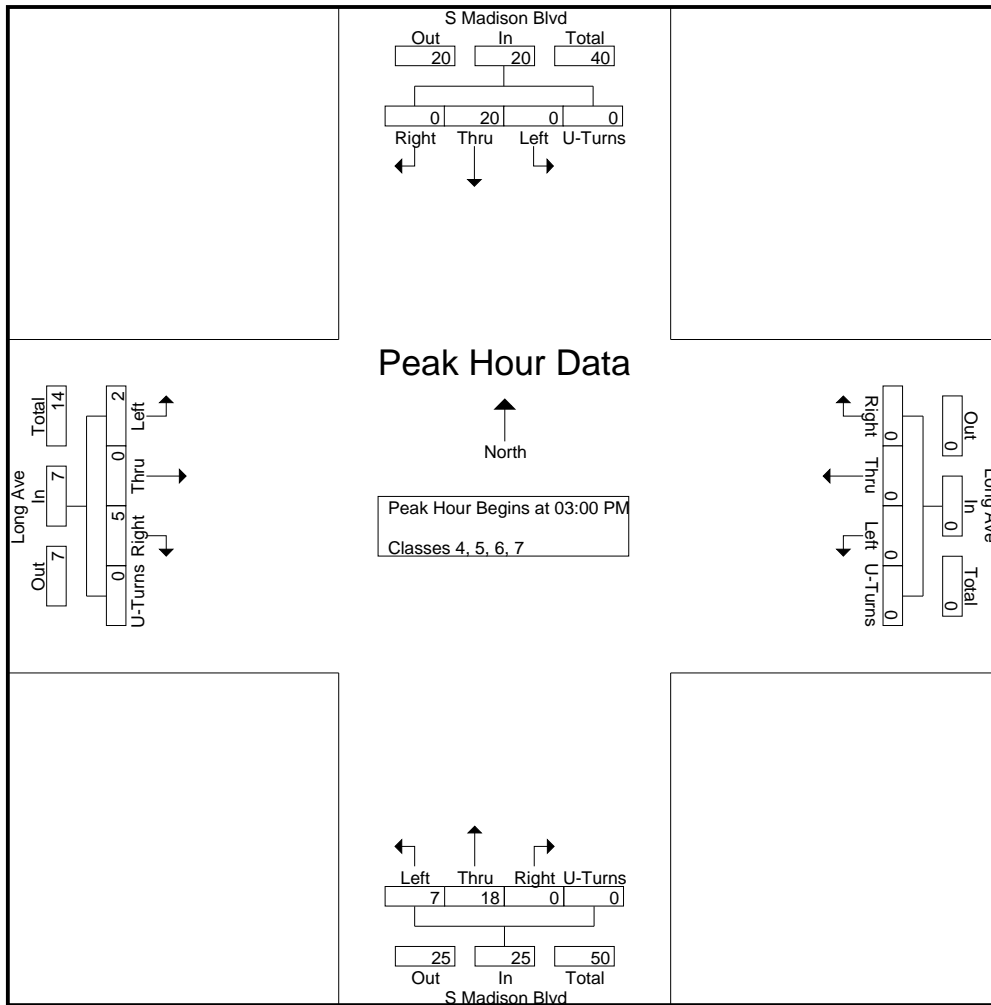
Site Code : 14473011

Start Date : 8/30/2017

Page No : 7

Start Time	S Madison Blvd Southbound					Long Ave Westbound					S Madison Blvd Northbound					Long Ave Eastbound					Int. Total
	Right	Thru	Left	U-Turns	App. Total	Right	Thru	Left	U-Turns	App. Total	Right	Thru	Left	U-Turns	App. Total	Right	Thru	Left	U-Turns	App. Total	
03:00 PM	0	17	0	0	17	0	0	0	0	0	0	3	2	0	5	2	0	1	0	3	25
03:15 PM	0	2	0	0	2	0	0	0	0	0	0	3	2	0	5	1	0	0	0	1	8
03:30 PM	0	0	0	0	0	0	0	0	0	0	0	4	1	0	5	1	0	0	0	1	6
03:45 PM	0	1	0	0	1	0	0	0	0	0	0	8	2	0	10	1	0	1	0	2	13
Total Volume	0	20	0	0	20	0	0	0	0	0	0	18	7	0	25	5	0	2	0	7	52
% App. Total	0	100	0	0		0	0	0	0		0	72	28	0		71.4	0	28.6	0		
PHF	.000	.294	.000	.000	.294	.000	.000	.000	.000	.000	.000	.563	.875	.000	.625	.625	.000	.500	.000	.583	.520

Peak Hour Analysis From 03:00 PM to 06:45 PM - Peak 1 of 1
Peak Hour for Entire Intersection Begins at 03:00 PM



Quality Counts, LLC

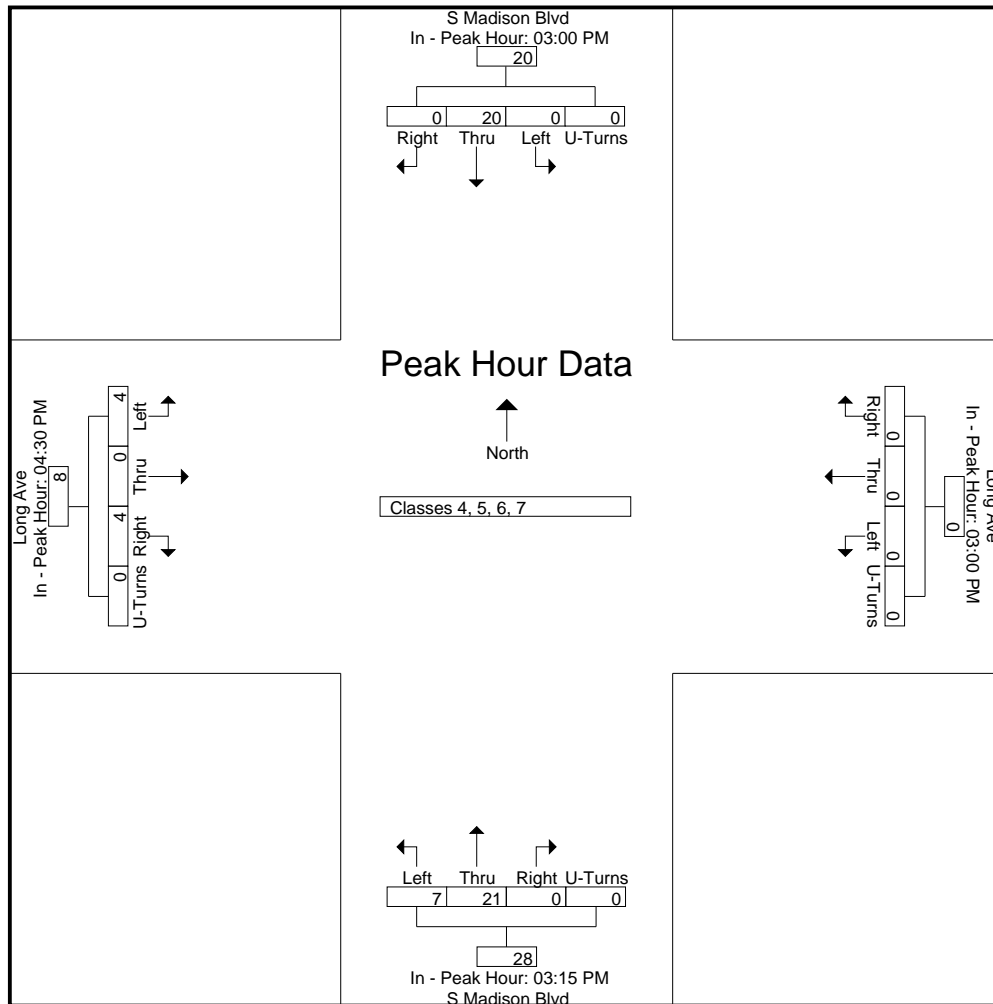
920 Blairhill Rd, STE B106
Charlotte, NC 28217

File Name : 14473011 - S Madison Blvd & Long Ave
Site Code : 14473011
Start Date : 8/30/2017
Page No : 8

Start Time	S Madison Blvd Southbound					Long Ave Westbound					S Madison Blvd Northbound					Long Ave Eastbound					Int. Total
	Right	Thru	Left	U-Turns	App. Total	Right	Thru	Left	U-Turns	App. Total	Right	Thru	Left	U-Turns	App. Total	Right	Thru	Left	U-Turns	App. Total	

Peak Hour Analysis From 03:00 PM to 06:45 PM - Peak 1 of 1
Peak Hour for Each Approach Begins at:

	03:00 PM					03:00 PM					03:15 PM					04:30 PM				
+0 mins.	0	17	0	0	17	0	0	0	0	0	0	3	2	0	5	0	0	0	0	0
+15 mins.	0	2	0	0	2	0	0	0	0	0	0	4	1	0	5	1	0	2	0	3
+30 mins.	0	0	0	0	0	0	0	0	0	0	0	8	2	0	10	2	0	0	0	2
+45 mins.	0	1	0	0	1	0	0	0	0	0	0	6	2	0	8	1	0	2	0	3
Total Volume	0	20	0	0	20	0	0	0	0	0	0	21	7	0	28	4	0	4	0	8
% App. Total	0	100	0	0	0	0	0	0	0	0	0	75	25	0	0	50	0	50	0	0
PHF	.000	.294	.000	.000	.294	.000	.000	.000	.000	.000	.000	.656	.875	.000	.700	.500	.000	.500	.000	.667



Quality Counts, LLC

920 Blairhill Rd, STE B106
Charlotte, NC 28217

File Name : 14473011 - S Madison Blvd & Long Ave

Site Code : 14473011

Start Date : 8/30/2017

Page No : 1

Groups Printed- Classes 8, 9, 10

Start Time	S Madison Blvd Southbound					Long Ave Westbound					S Madison Blvd Northbound					Long Ave Eastbound					Int. Total
	Right	Thru	Left	U-Turns	App. Total	Right	Thru	Left	U-Turns	App. Total	Right	Thru	Left	U-Turns	App. Total	Right	Thru	Left	U-Turns	App. Total	
06:00 AM	0	2	0	0	2	0	0	0	0	0	0	4	2	0	6	2	0	0	0	2	10
06:15 AM	0	2	0	0	2	0	0	0	0	0	0	1	0	0	1	1	0	2	0	3	6
06:30 AM	1	2	0	0	3	0	0	0	0	0	0	4	1	0	5	1	0	1	0	2	10
06:45 AM	1	3	0	0	4	0	0	0	0	0	0	2	2	0	4	2	0	0	0	2	10
Total	2	9	0	0	11	0	0	0	0	0	0	11	5	0	16	6	0	3	0	9	36
07:00 AM	0	4	0	0	4	0	0	0	0	0	0	2	0	0	2	1	0	0	0	1	7
07:15 AM	0	1	0	0	1	0	0	0	0	0	0	5	1	0	6	2	0	3	0	5	12
07:30 AM	0	4	0	0	4	0	0	0	0	0	0	4	1	0	5	1	0	1	0	2	11
07:45 AM	0	4	0	0	4	0	0	0	0	0	0	2	0	0	2	3	0	2	0	5	11
Total	0	13	0	0	13	0	0	0	0	0	0	13	2	0	15	7	0	6	0	13	41
08:00 AM	1	5	0	0	6	0	0	0	0	0	0	3	1	0	4	0	0	3	0	3	13
08:15 AM	0	2	0	0	2	0	0	0	0	0	0	5	0	0	5	2	0	0	0	2	9
08:30 AM	0	6	0	0	6	0	0	0	0	0	1	7	3	0	11	1	0	0	0	1	18
08:45 AM	2	4	0	0	6	0	0	0	0	0	0	5	0	0	5	2	0	3	0	5	16
Total	3	17	0	0	20	0	0	0	0	0	1	20	4	0	25	5	0	6	0	11	56
09:00 AM	2	7	0	0	9	0	0	0	0	0	0	2	5	0	7	1	0	0	0	1	17
09:15 AM	0	6	0	0	6	0	0	0	0	0	0	5	5	0	10	0	0	2	0	2	18
09:30 AM	0	5	0	0	5	0	0	0	0	0	0	6	0	0	6	1	0	5	0	6	17
09:45 AM	3	0	0	0	3	0	0	0	0	0	0	3	5	0	8	3	0	1	0	4	15
Total	5	18	0	0	23	0	0	0	0	0	0	16	15	0	31	5	0	8	0	13	67
10:00 AM	0	4	0	0	4	0	0	0	0	0	0	8	3	0	11	2	0	1	0	3	18
10:15 AM	1	10	0	0	11	0	0	0	0	0	0	3	5	0	8	4	0	2	0	6	25
10:30 AM	1	2	0	0	3	0	0	0	0	0	0	0	2	0	2	1	0	1	0	2	7
10:45 AM	1	5	0	0	6	0	0	0	0	0	0	4	1	0	5	2	0	2	0	4	15
Total	3	21	0	0	24	0	0	0	0	0	0	15	11	0	26	9	0	6	0	15	65
11:00 AM	1	2	0	0	3	0	0	0	0	0	0	3	4	0	7	3	0	4	0	7	17
11:15 AM	1	4	0	0	5	0	0	0	0	0	0	7	0	0	7	4	0	4	0	8	20
11:30 AM	1	2	0	0	3	0	0	0	0	0	0	4	4	0	8	1	0	2	0	3	14
11:45 AM	3	0	0	0	3	0	0	0	0	0	0	2	4	0	6	0	0	3	0	3	12
Total	6	8	0	0	14	0	0	0	0	0	0	16	12	0	28	8	0	13	0	21	63
12:00 PM	0	2	0	0	2	0	0	0	0	0	0	2	1	0	3	1	0	2	0	3	8
12:15 PM	1	1	0	0	2	0	0	0	0	0	0	5	1	0	6	1	0	3	0	4	12
12:30 PM	0	2	0	0	2	0	0	0	0	0	0	4	3	0	7	3	0	0	0	3	12
12:45 PM	1	3	0	0	4	0	0	0	0	0	0	8	1	0	9	3	0	2	0	5	18
Total	2	8	0	0	10	0	0	0	0	0	0	19	6	0	25	8	0	7	0	15	50
01:00 PM	1	1	0	0	2	0	0	0	0	0	0	6	1	0	7	1	0	3	0	4	13
01:15 PM	0	4	0	0	4	0	0	0	0	0	0	0	3	0	3	0	0	1	0	1	8
01:30 PM	0	3	0	0	3	0	0	0	0	0	0	7	3	0	10	2	0	2	0	4	17
01:45 PM	1	3	0	0	4	0	0	0	0	0	0	4	3	0	7	1	0	3	0	4	15
Total	2	11	0	0	13	0	0	0	0	0	0	17	10	0	27	4	0	9	0	13	53
02:00 PM	0	2	0	0	2	0	0	0	0	0	0	4	1	0	5	1	0	0	0	1	8
02:15 PM	0	3	0	0	3	0	0	0	0	0	0	1	1	0	2	4	0	2	0	6	11
02:30 PM	1	2	0	0	3	0	0	0	0	0	0	3	1	0	4	1	0	1	0	2	9
02:45 PM	0	6	0	0	6	0	0	0	0	0	0	5	0	0	5	1	0	2	0	3	14
Total	1	13	0	0	14	0	0	0	0	0	0	13	3	0	16	7	0	5	0	12	42
03:00 PM	2	2	0	0	4	0	0	0	0	0	0	2	0	0	2	0	0	3	0	3	9
03:15 PM	0	0	0	0	0	0	0	0	0	0	0	6	1	0	7	3	0	1	0	4	11
03:30 PM	1	1	0	0	2	0	0	0	0	0	0	5	2	0	7	1	0	4	0	5	14
03:45 PM	2	2	0	0	4	0	0	0	0	0	0	2	1	0	3	3	0	4	0	7	14
Total	5	5	0	0	10	0	0	0	0	0	0	15	4	0	19	7	0	12	0	19	48

Quality Counts, LLC

920 Blairhill Rd, STE B106
Charlotte, NC 28217

File Name : 14473011 - S Madison Blvd & Long Ave

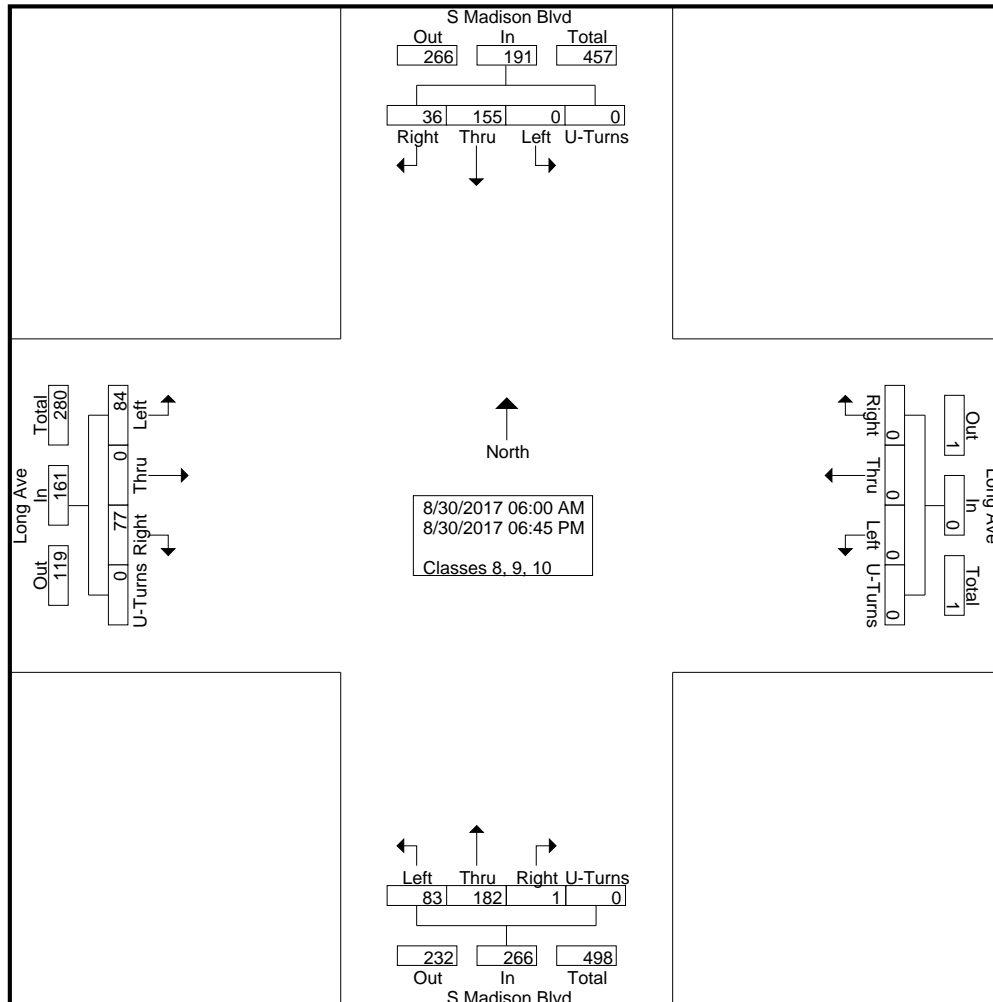
Site Code : 14473011

Start Date : 8/30/2017

Page No : 2

Groups Printed- Classes 8, 9, 10

Start Time	S Madison Blvd Southbound					Long Ave Westbound					S Madison Blvd Northbound					Long Ave Eastbound					Int. Total
	Right	Thru	Left	U-Turns	App. Total	Right	Thru	Left	U-Turns	App. Total	Right	Thru	Left	U-Turns	App. Total	Right	Thru	Left	U-Turns	App. Total	
04:00 PM	1	1	0	0	2	0	0	0	0	0	0	0	2	0	2	1	0	1	0	2	6
04:15 PM	1	1	0	0	2	0	0	0	0	0	0	9	2	0	11	1	0	2	0	3	16
04:30 PM	1	4	0	0	5	0	0	0	0	0	0	3	0	0	3	2	0	0	0	2	10
04:45 PM	1	4	0	0	5	0	0	0	0	0	0	4	1	0	5	1	0	1	0	2	12
Total	4	10	0	0	14	0	0	0	0	0	0	16	5	0	21	5	0	4	0	9	44
05:00 PM	1	4	0	0	5	0	0	0	0	0	0	2	1	0	3	2	0	1	0	3	11
05:15 PM	1	4	0	0	5	0	0	0	0	0	0	3	0	0	3	2	0	1	0	3	11
05:30 PM	0	3	0	0	3	0	0	0	0	0	0	2	2	0	4	1	0	0	0	1	8
05:45 PM	0	0	0	0	0	0	0	0	0	0	0	1	1	0	2	0	0	2	0	2	4
Total	2	11	0	0	13	0	0	0	0	0	0	8	4	0	12	5	0	4	0	9	34
06:00 PM	1	2	0	0	3	0	0	0	0	0	0	0	1	0	1	0	0	1	0	1	5
06:15 PM	0	3	0	0	3	0	0	0	0	0	0	0	0	0	0	0	0	0	0	0	3
06:30 PM	0	4	0	0	4	0	0	0	0	0	0	1	1	0	2	1	0	0	0	1	7
06:45 PM	0	2	0	0	2	0	0	0	0	0	0	2	0	0	2	0	0	0	0	0	4
Total	1	11	0	0	12	0	0	0	0	0	0	3	2	0	5	1	0	1	0	2	19
Grand Total	36	155	0	0	191	0	0	0	0	0	1	182	83	0	266	77	0	84	0	161	618
Apprch %	18.8	81.2	0	0		0	0	0	0		0.4	68.4	31.2	0		47.8	0	52.2	0		
Total %	5.8	25.1	0	0	30.9	0	0	0	0	0	0.2	29.4	13.4	0	43	12.5	0	13.6	0	26.1	

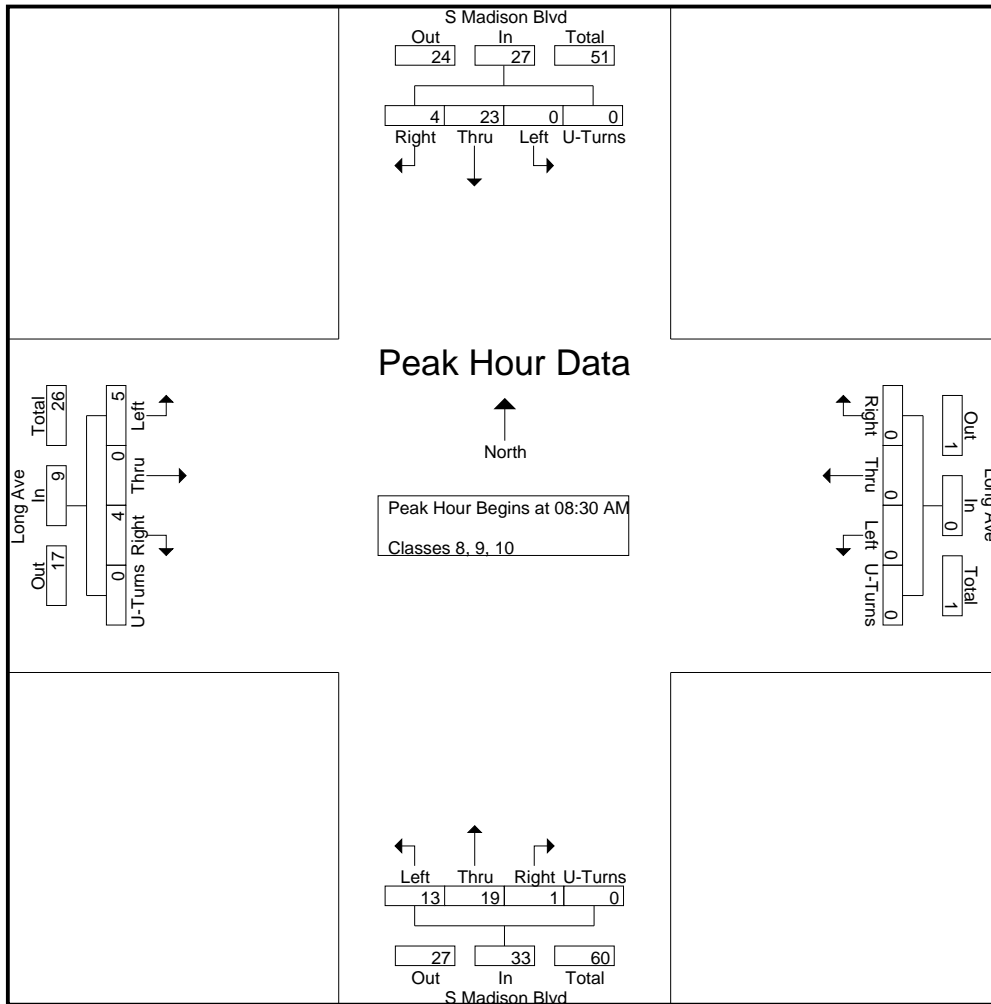


Quality Counts, LLC

920 Blairhill Rd, STE B106
Charlotte, NC 28217

File Name : 14473011 - S Madison Blvd & Long Ave
Site Code : 14473011
Start Date : 8/30/2017
Page No : 3

Start Time	S Madison Blvd Southbound					Long Ave Westbound					S Madison Blvd Northbound					Long Ave Eastbound					Int. Total
	Right	Thru	Left	U-Turns	App. Total	Right	Thru	Left	U-Turns	App. Total	Right	Thru	Left	U-Turns	App. Total	Right	Thru	Left	U-Turns	App. Total	
Peak Hour Analysis From 06:00 AM to 09:45 AM - Peak 1 of 1																					
Peak Hour for Entire Intersection Begins at 08:30 AM																					
08:30 AM	0	6	0	0	6	0	0	0	0	0	1	7	3	0	11	1	0	0	0	1	18
08:45 AM	2	4	0	0	6	0	0	0	0	0	0	5	0	0	5	2	0	3	0	5	16
09:00 AM	2	7	0	0	9	0	0	0	0	0	0	2	5	0	7	1	0	0	0	1	17
09:15 AM	0	6	0	0	6	0	0	0	0	0	0	5	5	0	10	0	0	2	0	2	18
Total Volume	4	23	0	0	27	0	0	0	0	0	1	19	13	0	33	4	0	5	0	9	69
% App. Total	14.8	85.2	0	0		0	0	0	0		3	57.6	39.4	0		44.4	0	55.6	0		
PHF	.500	.821	.000	.000	.750	.000	.000	.000	.000	.000	.250	.679	.650	.000	.750	.500	.000	.417	.000	.450	.958

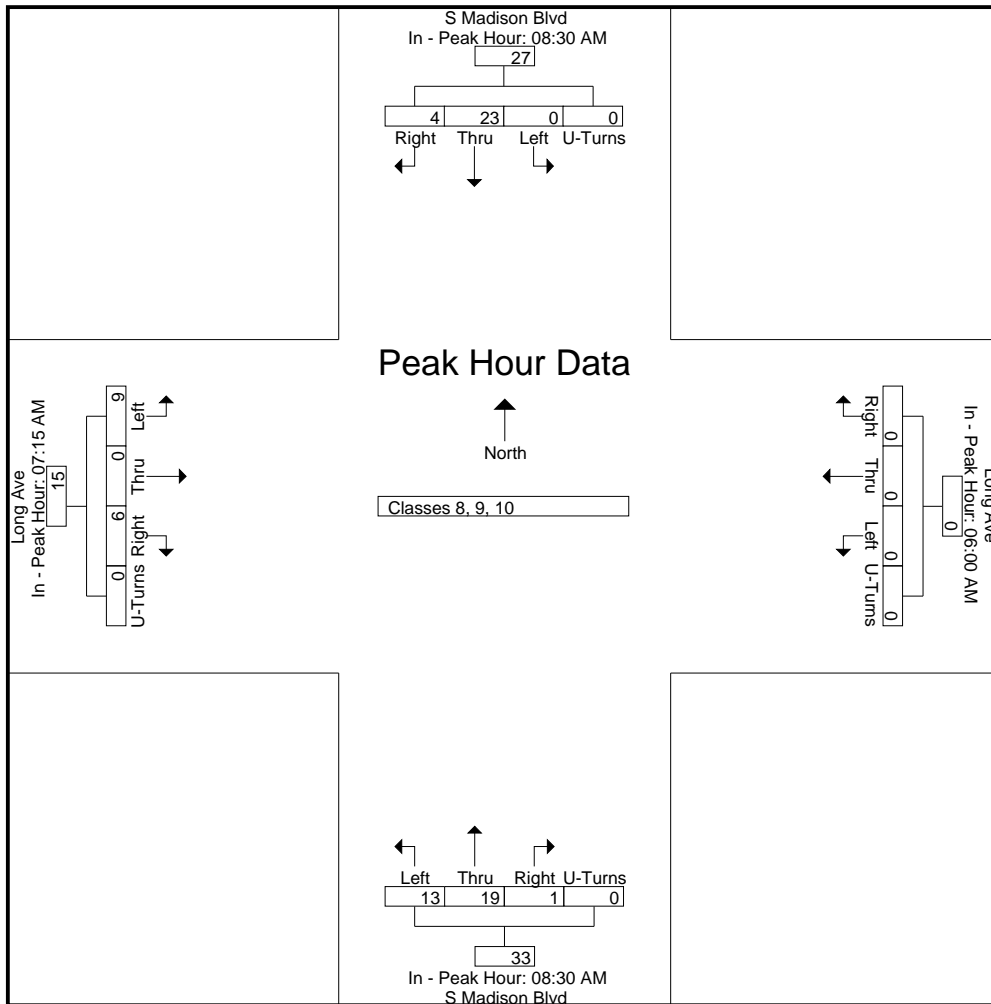


Quality Counts, LLC

920 Blairhill Rd, STE B106
Charlotte, NC 28217

File Name : 14473011 - S Madison Blvd & Long Ave
Site Code : 14473011
Start Date : 8/30/2017
Page No : 4

Start Time	S Madison Blvd Southbound					Long Ave Westbound					S Madison Blvd Northbound					Long Ave Eastbound					Int. Total
	Right	Thru	Left	U-Turns	App. Total	Right	Thru	Left	U-Turns	App. Total	Right	Thru	Left	U-Turns	App. Total	Right	Thru	Left	U-Turns	App. Total	
Peak Hour Analysis From 06:00 AM to 09:45 AM - Peak 1 of 1																					
Peak Hour for Each Approach at:																					
	08:30 AM					06:00 AM					08:30 AM					07:15 AM					
+0 mins.	0	6	0	0	6	0	0	0	0	0	1	7	3	0	11	2	0	3	0	5	
+15 mins.	2	4	0	0	6	0	0	0	0	0	0	5	0	0	5	1	0	1	0	2	
+30 mins.	2	7	0	0	9	0	0	0	0	0	0	2	5	0	7	3	0	2	0	5	
+45 mins.	0	6	0	0	6	0	0	0	0	0	0	5	5	0	10	0	0	3	0	3	
Total Volume	4	23	0	0	27	0	0	0	0	0	1	19	13	0	33	6	0	9	0	15	
% App. Total	14.8	85.2	0	0		0	0	0	0		3	57.6	39.4	0		40	0	60	0		
PHF	.500	.821	.000	.000	.750	.000	.000	.000	.000	.000	.250	.679	.650	.000	.750	.500	.000	.750	.000	.750	



Quality Counts, LLC

920 Blairhill Rd, STE B106
Charlotte, NC 28217

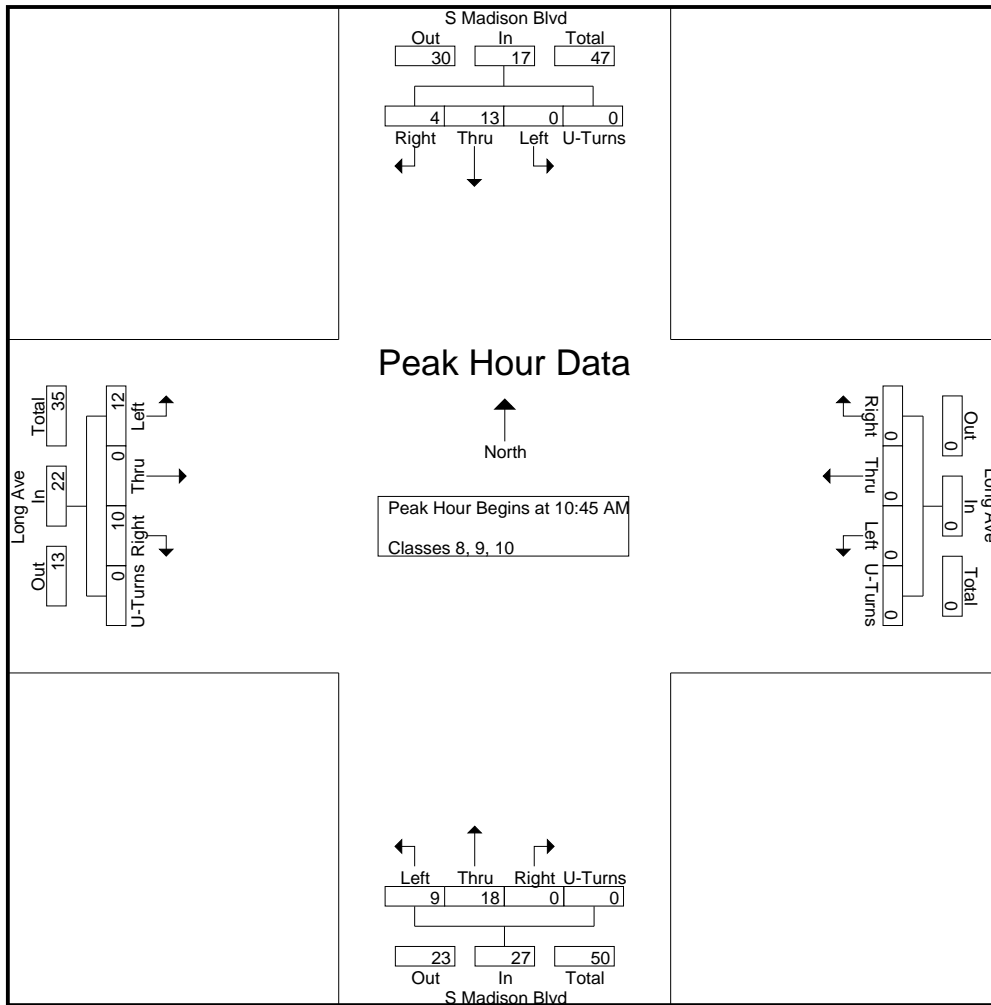
File Name : 14473011 - S Madison Blvd & Long Ave

Site Code : 14473011

Start Date : 8/30/2017

Page No : 5

Start Time	S Madison Blvd Southbound					Long Ave Westbound					S Madison Blvd Northbound					Long Ave Eastbound					Int. Total
	Right	Thru	Left	U-Turns	App. Total	Right	Thru	Left	U-Turns	App. Total	Right	Thru	Left	U-Turns	App. Total	Right	Thru	Left	U-Turns	App. Total	
Peak Hour Analysis From 10:00 AM to 02:45 PM - Peak 1 of 1																					
Peak Hour for Entire Intersection Begins at 10:45 AM																					
10:45 AM	1	5	0	0	6	0	0	0	0	0	0	4	1	0	5	2	0	2	0	4	15
11:00 AM	1	2	0	0	3	0	0	0	0	0	0	3	4	0	7	3	0	4	0	7	17
11:15 AM	1	4	0	0	5	0	0	0	0	0	0	7	0	7	4	0	4	0	8	20	
11:30 AM	1	2	0	0	3	0	0	0	0	0	0	4	4	8	1	0	2	0	3	14	
Total Volume	4	13	0	0	17	0	0	0	0	0	0	18	9	27	10	0	12	0	22	66	
% App. Total	23.5	76.5	0	0		0	0	0	0		0	66.7	33.3	0	45.5	0	54.5	0			
PHF	1.00	.650	.000	.000	.708	.000	.000	.000	.000	.000	.000	.643	.563	.844	.625	.000	.750	.000	.688	.825	



Quality Counts, LLC

920 Blairhill Rd, STE B106
Charlotte, NC 28217

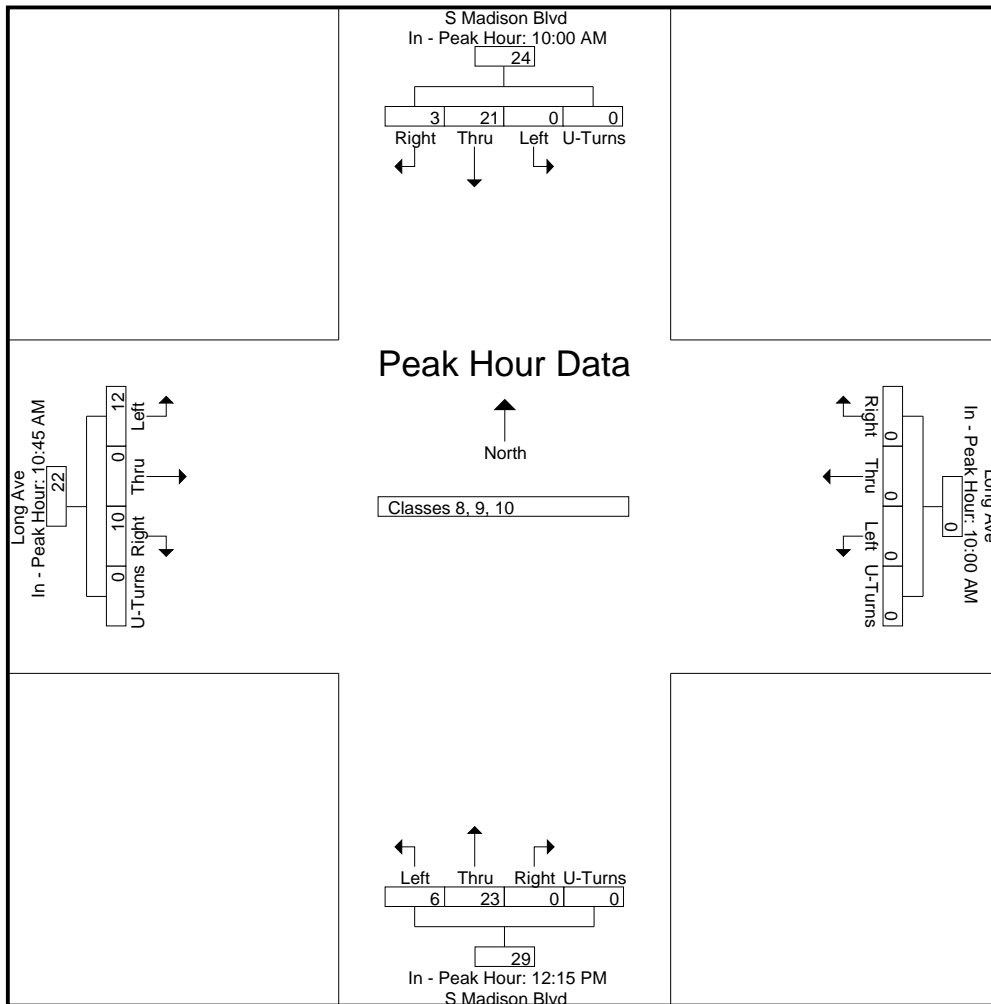
File Name : 14473011 - S Madison Blvd & Long Ave
Site Code : 14473011
Start Date : 8/30/2017
Page No : 6

Start Time	S Madison Blvd Southbound					Long Ave Westbound					S Madison Blvd Northbound					Long Ave Eastbound					Int. Total
	Right	Thru	Left	U-Turns	App. Total	Right	Thru	Left	U-Turns	App. Total	Right	Thru	Left	U-Turns	App. Total	Right	Thru	Left	U-Turns	App. Total	

Peak Hour Analysis From 10:00 AM to 02:45 PM - Peak 1 of 1

Peak Hour for Each Approach Begins at:

	10:00 AM					10:00 AM					12:15 PM					10:45 AM				
+0 mins.	0	4	0	0	4	0	0	0	0	0	0	5	1	0	6	2	0	2	0	4
+15 mins.	1	10	0	0	11	0	0	0	0	0	0	4	3	0	7	3	0	4	0	7
+30 mins.	1	2	0	0	3	0	0	0	0	0	0	8	1	0	9	4	0	4	0	8
+45 mins.	1	5	0	0	6	0	0	0	0	0	0	6	1	0	7	1	0	2	0	3
Total Volume	3	21	0	0	24	0	0	0	0	0	0	23	6	0	29	10	0	12	0	22
% App. Total	12.5	87.5	0	0		0	0	0	0		0	79.3	20.7	0		45.5	0	54.5	0	
PHF	.750	.525	.000	.000	.545	.000	.000	.000	.000	.000	.000	.719	.500	.000	.806	.625	.000	.750	.000	.688



Quality Counts, LLC

920 Blairhill Rd, STE B106
Charlotte, NC 28217

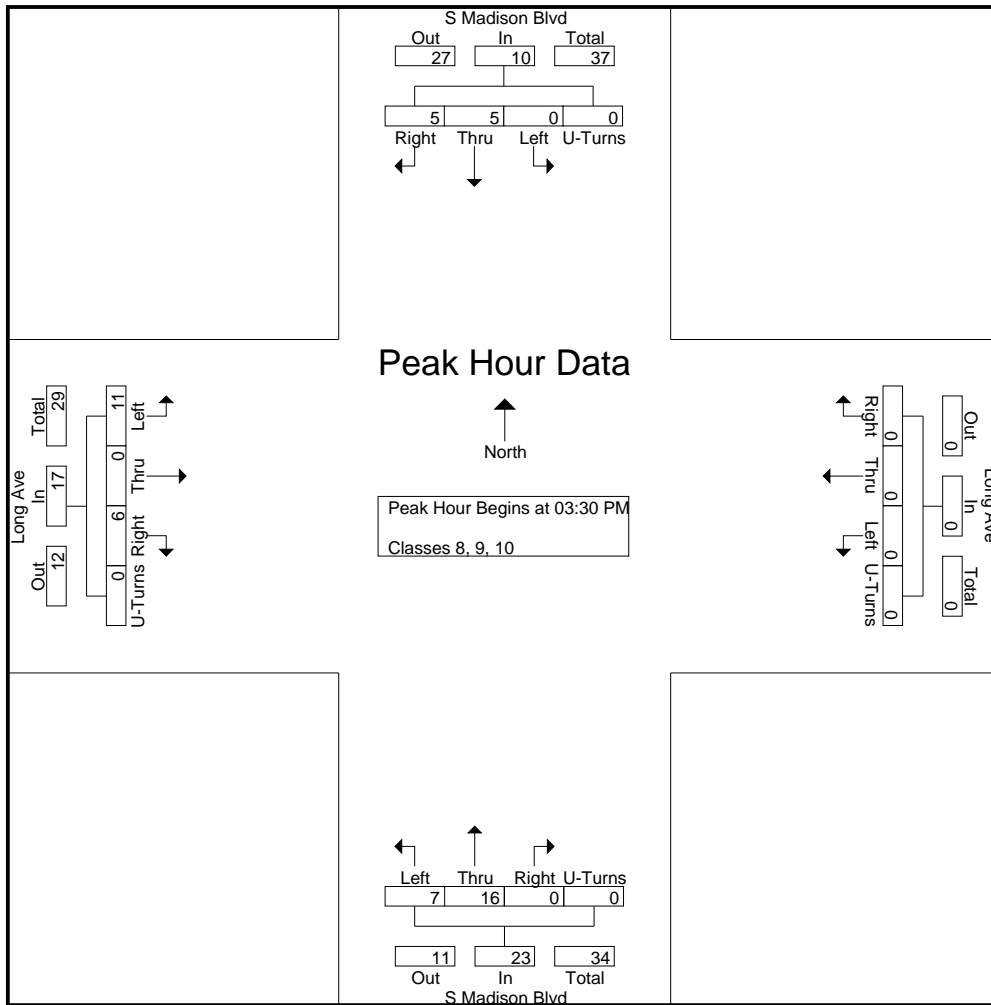
File Name : 14473011 - S Madison Blvd & Long Ave

Site Code : 14473011

Start Date : 8/30/2017

Page No : 7

Start Time	S Madison Blvd Southbound					Long Ave Westbound					S Madison Blvd Northbound					Long Ave Eastbound					Int. Total
	Right	Thru	Left	U-Turns	App. Total	Right	Thru	Left	U-Turns	App. Total	Right	Thru	Left	U-Turns	App. Total	Right	Thru	Left	U-Turns	App. Total	
Peak Hour Analysis From 03:00 PM to 06:45 PM - Peak 1 of 1																					
Peak Hour for Entire Intersection Begins at 03:30 PM																					
03:30 PM	1	1	0	0	2	0	0	0	0	0	0	5	2	0	7	1	0	4	0	5	14
03:45 PM	2	2	0	0	4	0	0	0	0	0	0	2	1	0	3	3	0	4	0	7	14
04:00 PM	1	1	0	0	2	0	0	0	0	0	0	0	2	0	2	1	0	1	0	2	6
04:15 PM	1	1	0	0	2	0	0	0	0	0	0	9	2	0	11	1	0	2	0	3	16
Total Volume	5	5	0	0	10	0	0	0	0	0	0	16	7	0	23	6	0	11	0	17	50
% App. Total	50	50	0	0		0	0	0	0		0	69.6	30.4	0		35.3	0	64.7	0		
PHF	.625	.625	.000	.000	.625	.000	.000	.000	.000	.000	.000	.444	.875	.000	.523	.500	.000	.688	.000	.607	.781



Quality Counts, LLC

920 Blairhill Rd, STE B106
Charlotte, NC 28217

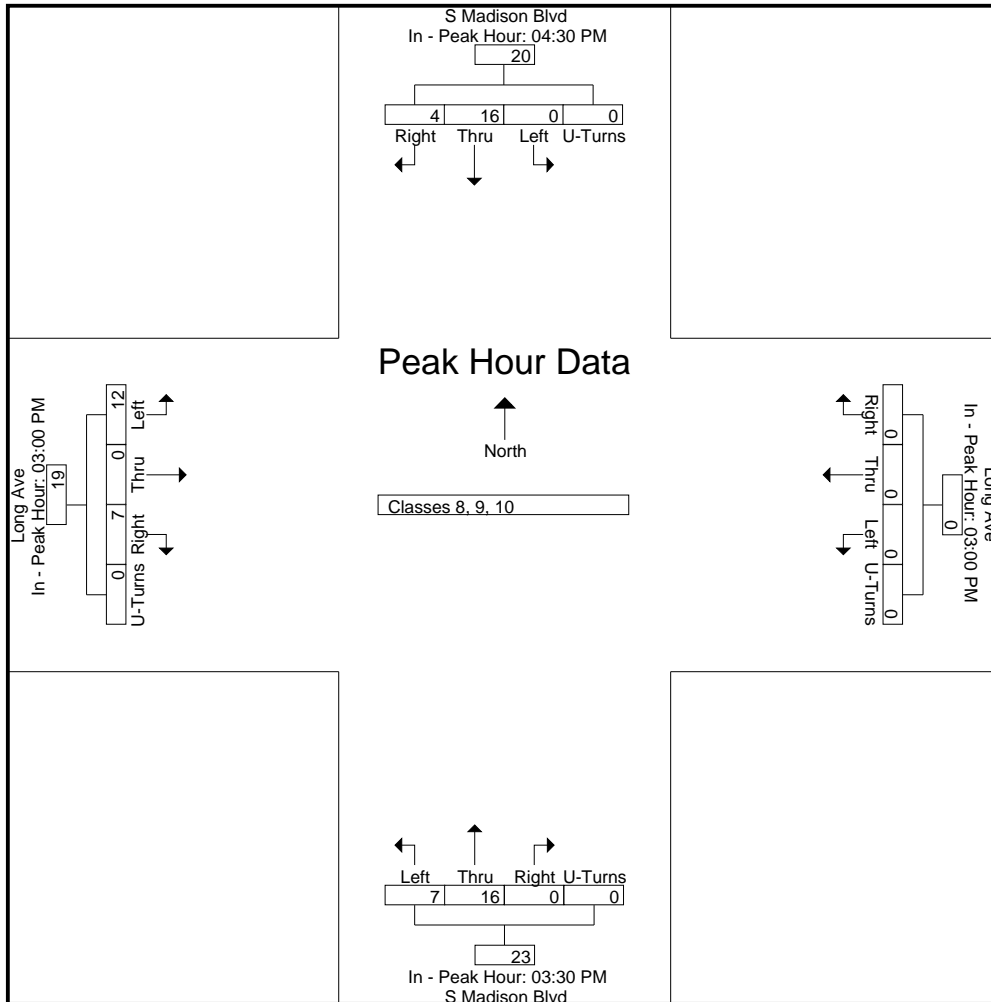
File Name : 14473011 - S Madison Blvd & Long Ave
Site Code : 14473011
Start Date : 8/30/2017
Page No : 8

Start Time	S Madison Blvd Southbound					Long Ave Westbound					S Madison Blvd Northbound					Long Ave Eastbound					Int. Total
	Right	Thru	Left	U-Turns	App. Total	Right	Thru	Left	U-Turns	App. Total	Right	Thru	Left	U-Turns	App. Total	Right	Thru	Left	U-Turns	App. Total	

Peak Hour Analysis From 03:00 PM to 06:45 PM - Peak 1 of 1

Peak Hour for Each Approach Begins at:

	04:30 PM					03:00 PM					03:30 PM					03:00 PM				
+0 mins.	1	4	0	0	5	0	0	0	0	0	0	5	2	0	7	0	0	3	0	3
+15 mins.	1	4	0	0	5	0	0	0	0	0	0	2	1	0	3	3	0	1	0	4
+30 mins.	1	4	0	0	5	0	0	0	0	0	0	0	2	0	2	1	0	4	0	5
+45 mins.	1	4	0	0	5	0	0	0	0	0	0	9	2	0	11	3	0	4	0	7
Total Volume	4	16	0	0	20	0	0	0	0	0	0	16	7	0	23	7	0	12	0	19
% App. Total	20	80	0	0		0	0	0	0		0	69.6	30.4	0		36.8	0	63.2	0	
PHF	1.000	1.000																		



Quality Counts, LLC

920 Blairhill Rd, STE B106
Charlotte, NC 28217

File Name : 14473011 - S Madison Blvd & Long Ave

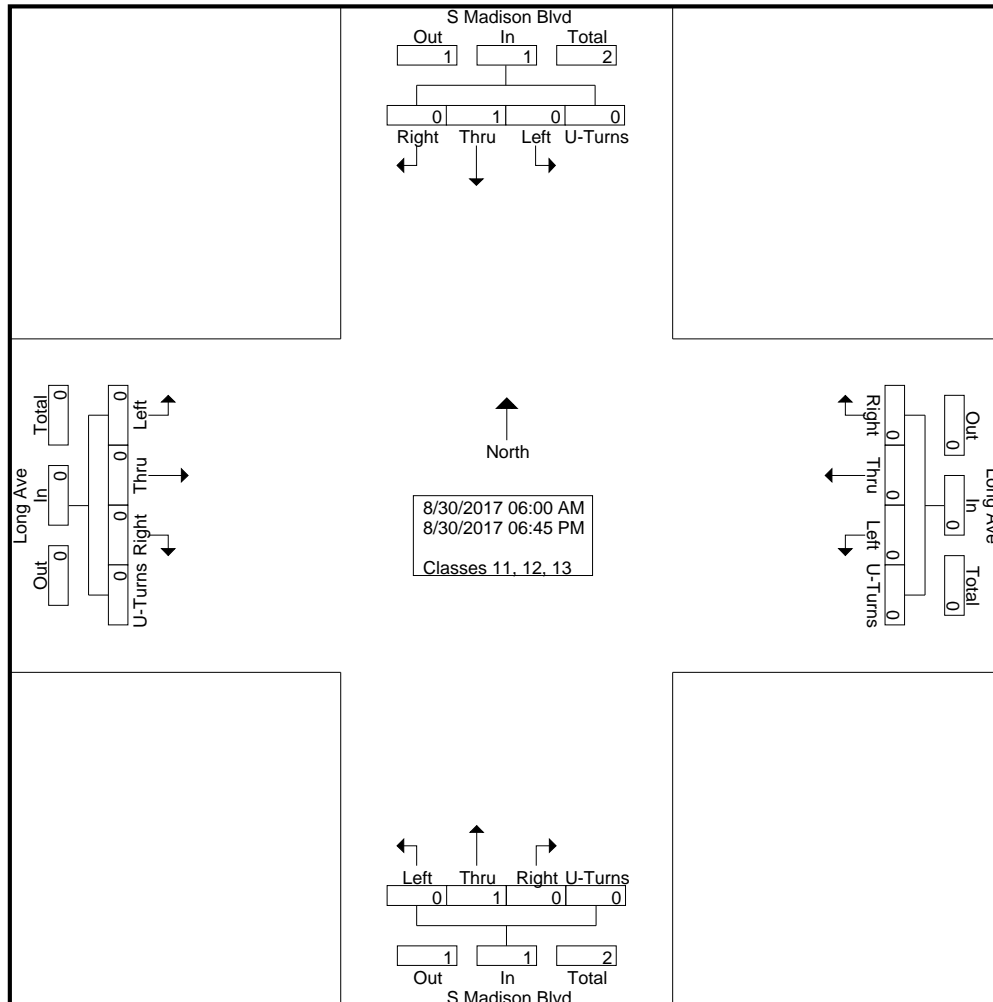
Site Code : 14473011

Start Date : 8/30/2017

Page No : 2

Groups Printed- Classes 11, 12, 13

Start Time	S Madison Blvd Southbound					Long Ave Westbound					S Madison Blvd Northbound					Long Ave Eastbound					Int. Total					
	Right	Thru	Left	U-Turns	App. Total	Right	Thru	Left	U-Turns	App. Total	Right	Thru	Left	U-Turns	App. Total	Right	Thru	Left	U-Turns	App. Total						
04:00 PM	0	0	0	0	0	0	0	0	0	0	0	0	0	0	0	0	0	0	0	0	0	0	0	0	0	0
04:15 PM	0	0	0	0	0	0	0	0	0	0	0	0	0	0	0	0	0	0	0	0	0	0	0	0	0	0
04:30 PM	0	0	0	0	0	0	0	0	0	0	0	0	0	0	0	0	0	0	0	0	0	0	0	0	0	0
04:45 PM	0	0	0	0	0	0	0	0	0	0	0	0	0	0	0	0	0	0	0	0	0	0	0	0	0	0
Total	0	0	0	0	0	0	0	0	0	0	0	0	0	0	0	0	0	0	0	0	0	0	0	0	0	0
05:00 PM	0	0	0	0	0	0	0	0	0	0	0	0	0	0	0	0	0	0	0	0	0	0	0	0	0	0
05:15 PM	0	0	0	0	0	0	0	0	0	0	0	0	0	0	0	0	0	0	0	0	0	0	0	0	0	0
05:30 PM	0	0	0	0	0	0	0	0	0	0	0	0	0	0	0	0	0	0	0	0	0	0	0	0	0	0
05:45 PM	0	0	0	0	0	0	0	0	0	0	0	0	0	0	0	0	0	0	0	0	0	0	0	0	0	0
Total	0	0	0	0	0	0	0	0	0	0	0	0	0	0	0	0	0	0	0	0	0	0	0	0	0	0
06:00 PM	0	0	0	0	0	0	0	0	0	0	0	0	0	0	0	0	0	0	0	0	0	0	0	0	0	0
06:15 PM	0	0	0	0	0	0	0	0	0	0	0	0	0	0	0	0	0	0	0	0	0	0	0	0	0	0
06:30 PM	0	0	0	0	0	0	0	0	0	0	0	0	0	0	0	0	0	0	0	0	0	0	0	0	0	0
06:45 PM	0	0	0	0	0	0	0	0	0	0	0	0	0	0	0	0	0	0	0	0	0	0	0	0	0	0
Total	0	0	0	0	0	0	0	0	0	0	0	0	0	0	0	0	0	0	0	0	0	0	0	0	0	0
Grand Total	0	1	0	0	1	0	0	0	0	0	0	1	0	0	1	0	0	0	0	0	0	0	0	0	0	2
Apprch %	0	100	0	0		0	0	0	0		0	100	0	0		0	0	0	0		0	0	0	0		
Total %	0	50	0	0	50	0	0	0	0	0	0	50	0	0	50	0	0	0	0	0	0	0	0	0	0	

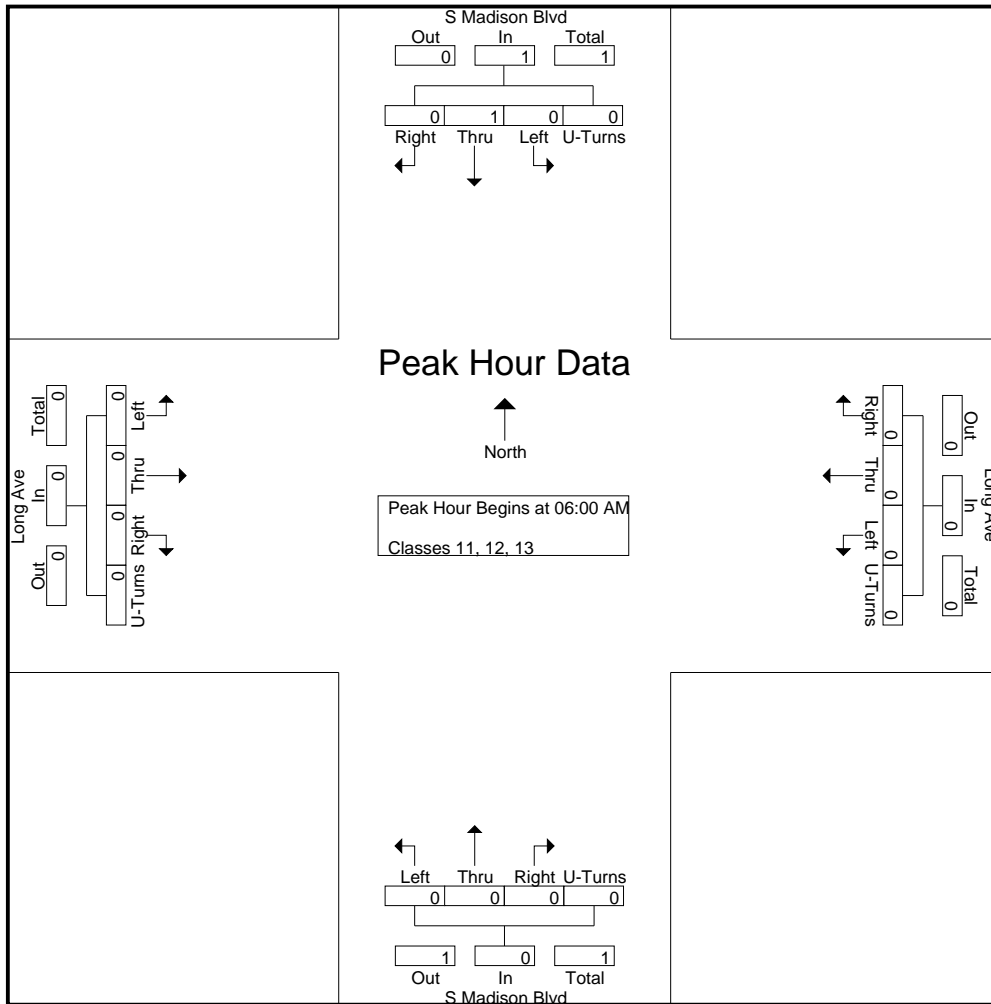


Quality Counts, LLC

920 Blairhill Rd, STE B106
Charlotte, NC 28217

File Name : 14473011 - S Madison Blvd & Long Ave
Site Code : 14473011
Start Date : 8/30/2017
Page No : 3

Start Time	S Madison Blvd Southbound					Long Ave Westbound					S Madison Blvd Northbound					Long Ave Eastbound					Int. Total	
	Right	Thru	Left	U-Turns	App. Total	Right	Thru	Left	U-Turns	App. Total	Right	Thru	Left	U-Turns	App. Total	Right	Thru	Left	U-Turns	App. Total		
Peak Hour Analysis From 06:00 AM to 09:45 AM - Peak 1 of 1																						
Peak Hour for Entire Intersection Begins at 06:00 AM																						
06:00 AM	0	0	0	0	0	0	0	0	0	0	0	0	0	0	0	0	0	0	0	0	0	0
06:15 AM	0	1	0	0	1	0	0	0	0	0	0	0	0	0	0	0	0	0	0	0	0	0
06:30 AM	0	0	0	0	0	0	0	0	0	0	0	0	0	0	0	0	0	0	0	0	0	0
06:45 AM	0	0	0	0	0	0	0	0	0	0	0	0	0	0	0	0	0	0	0	0	0	0
Total Volume	0	1	0	0	1	0	0	0	0	0	0	0	0	0	0	0	0	0	0	0	0	0
% App. Total	0	100	0	0		0	0	0	0		0	0	0	0		0	0	0	0		0	
PHF	.000	.250	.000	.000	.250	.000	.000	.000	.000	.000	.000	.000	.000	.000	.000	.000	.000	.000	.000	.000	.000	.250

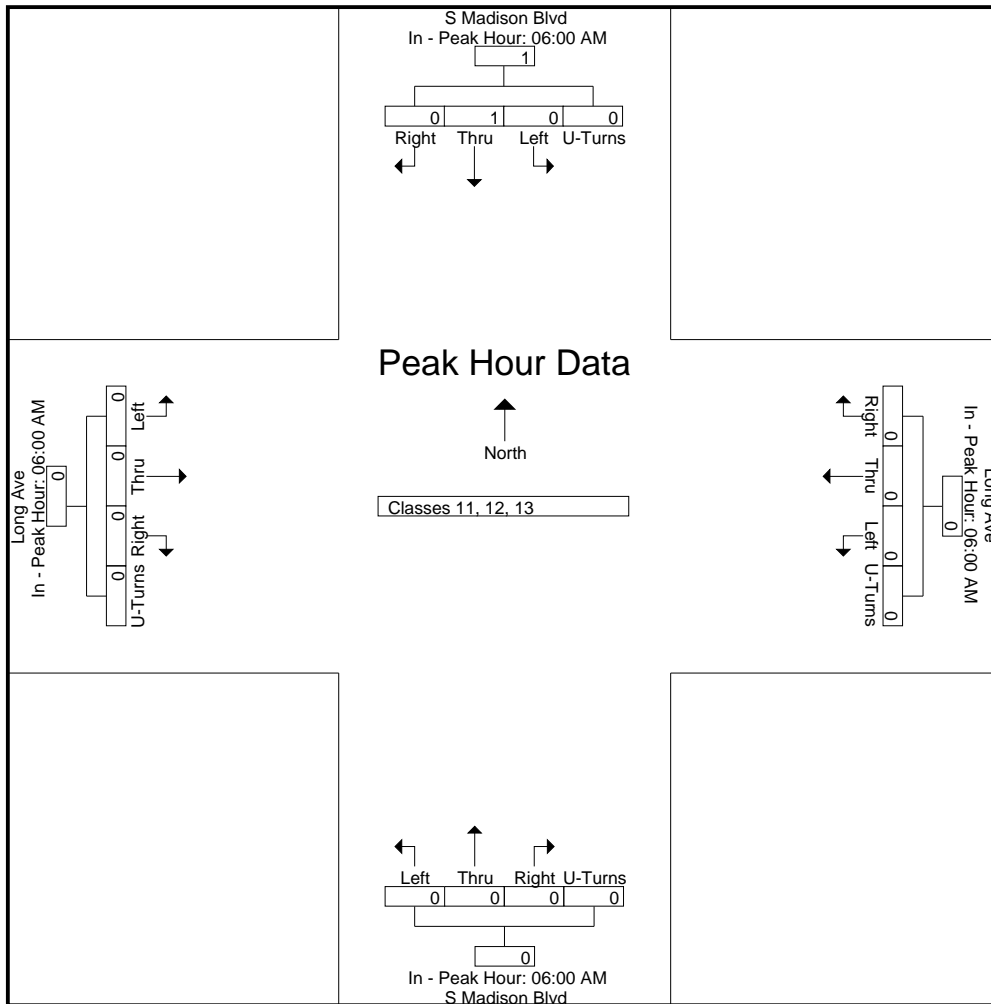


Quality Counts, LLC

920 Blairhill Rd, STE B106
Charlotte, NC 28217

File Name : 14473011 - S Madison Blvd & Long Ave
Site Code : 14473011
Start Date : 8/30/2017
Page No : 4

Start Time	S Madison Blvd Southbound					Long Ave Westbound					S Madison Blvd Northbound					Long Ave Eastbound					Int. Total	
	Right	Thru	Left	U-Turns	App. Total	Right	Thru	Left	U-Turns	App. Total	Right	Thru	Left	U-Turns	App. Total	Right	Thru	Left	U-Turns	App. Total		
Peak Hour Analysis From 06:00 AM to 09:45 AM - Peak 1 of 1																						
Peak Hour for Each Approach Begins at:																						
	06:00 AM					06:00 AM					06:00 AM					06:00 AM						
+0 mins.	0	0	0	0	0	0	0	0	0	0	0	0	0	0	0	0	0	0	0	0	0	0
+15 mins.	0	1	0	0	1	0	0	0	0	0	0	0	0	0	0	0	0	0	0	0	0	0
+30 mins.	0	0	0	0	0	0	0	0	0	0	0	0	0	0	0	0	0	0	0	0	0	0
+45 mins.	0	0	0	0	0	0	0	0	0	0	0	0	0	0	0	0	0	0	0	0	0	0
Total Volume	0	1	0	0	1	0	0	0	0	0	0	0	0	0	0	0	0	0	0	0	0	0
% App. Total	0	100	0	0		0	0	0	0		0	0	0	0		0	0	0	0		0	
PHF	.000	.250	.000	.000	.250	.000	.000	.000	.000	.000	.000	.000	.000	.000	.000	.000	.000	.000	.000	.000	.000	



Quality Counts, LLC

920 Blairhill Rd, STE B106
Charlotte, NC 28217

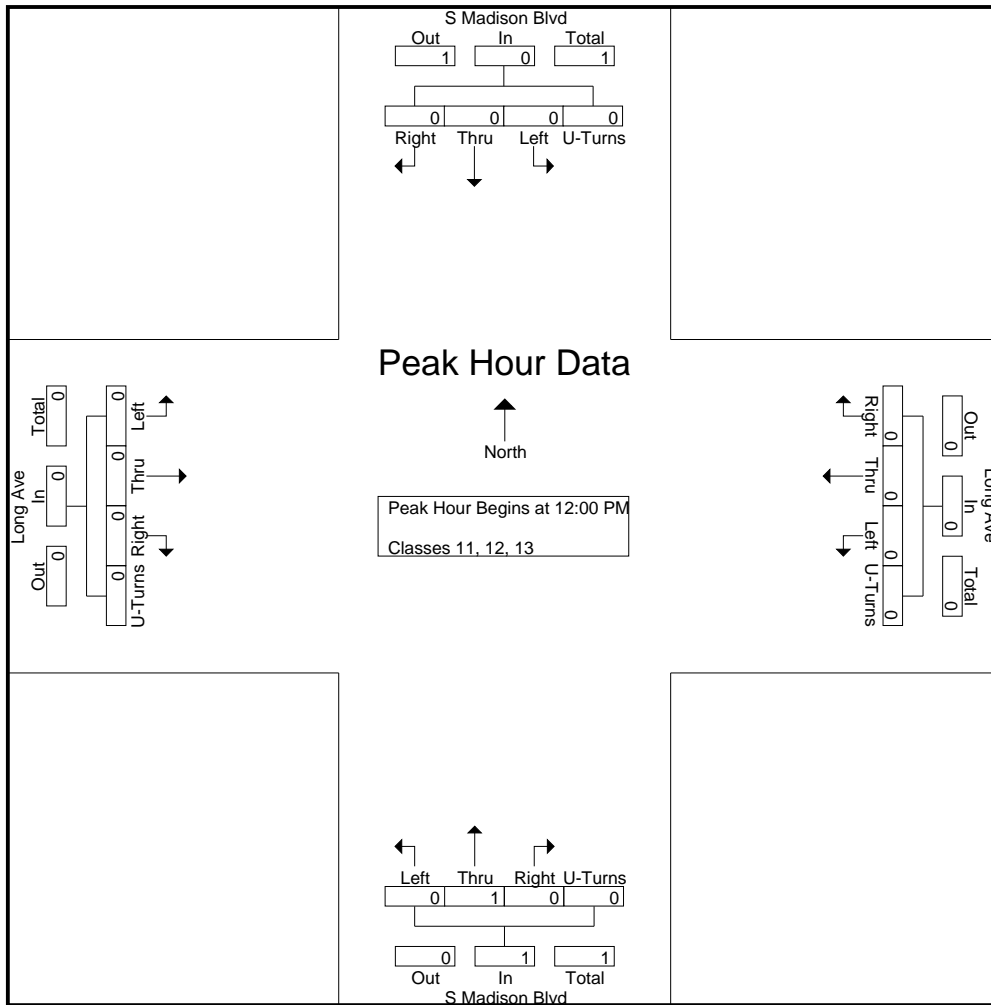
File Name : 14473011 - S Madison Blvd & Long Ave

Site Code : 14473011

Start Date : 8/30/2017

Page No : 5

Start Time	S Madison Blvd Southbound					Long Ave Westbound					S Madison Blvd Northbound					Long Ave Eastbound					Int. Total
	Right	Thru	Left	U-Turns	App. Total	Right	Thru	Left	U-Turns	App. Total	Right	Thru	Left	U-Turns	App. Total	Right	Thru	Left	U-Turns	App. Total	
Peak Hour Analysis From 10:00 AM to 02:45 PM - Peak 1 of 1																					
Peak Hour for Entire Intersection Begins at 12:00 PM																					
12:00 PM	0	0	0	0	0	0	0	0	0	0	0	0	0	0	0	0	0	0	0	0	0
12:15 PM	0	0	0	0	0	0	0	0	0	0	0	0	0	0	0	0	0	0	0	0	0
12:30 PM	0	0	0	0	0	0	0	0	0	0	0	0	0	0	0	0	0	0	0	0	0
12:45 PM	0	0	0	0	0	0	0	0	0	0	0	1	0	0	1	0	0	0	0	0	1
Total Volume	0	0	0	0	0	0	0	0	0	0	0	1	0	0	1	0	0	0	0	0	1
% App. Total	0	0	0	0	0	0	0	0	0	0	0	100	0	0	0	0	0	0	0	0	0
PHF	.000	.000	.000	.000	.000	.000	.000	.000	.000	.000	.000	.250	.000	.000	.250	.000	.000	.000	.000	.000	.250



Quality Counts, LLC

920 Blairhill Rd, STE B106
Charlotte, NC 28217

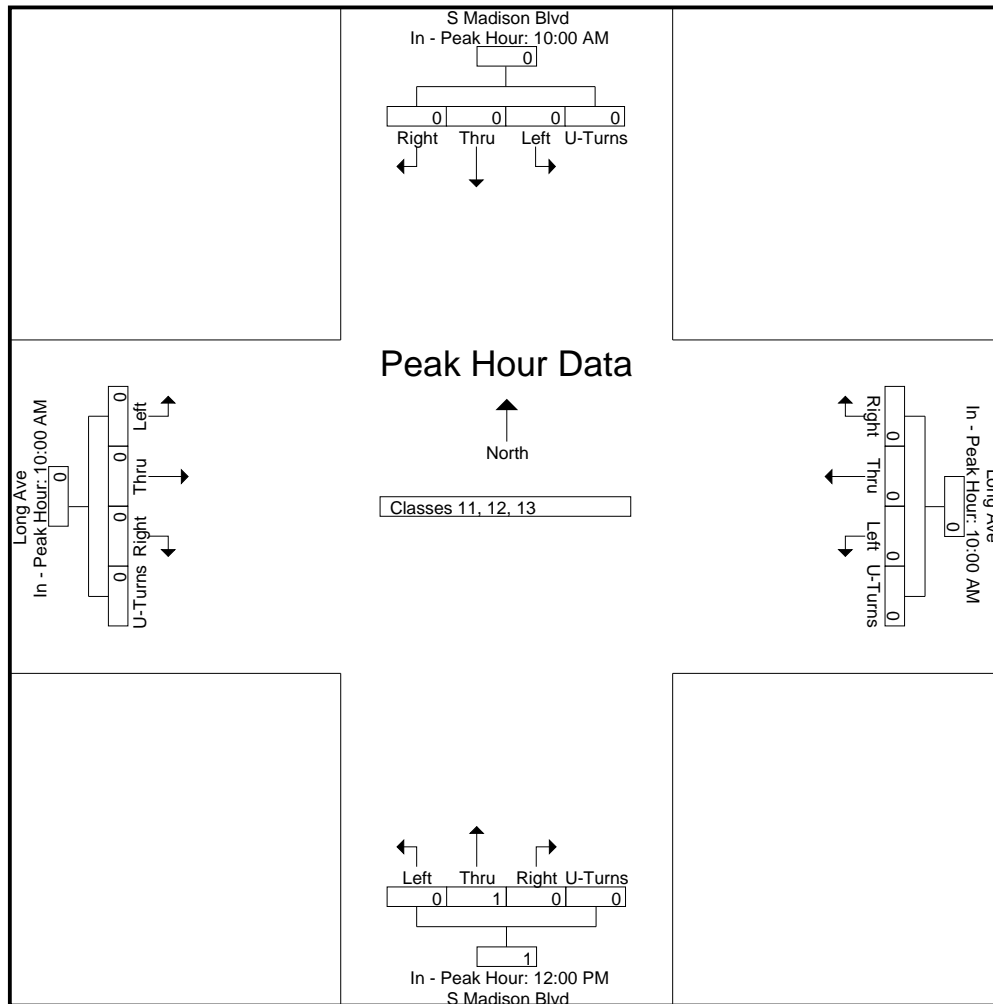
File Name : 14473011 - S Madison Blvd & Long Ave
Site Code : 14473011
Start Date : 8/30/2017
Page No : 6

Start Time	S Madison Blvd Southbound					Long Ave Westbound					S Madison Blvd Northbound					Long Ave Eastbound					Int. Total
	Right	Thru	Left	U-Turns	App. Total	Right	Thru	Left	U-Turns	App. Total	Right	Thru	Left	U-Turns	App. Total	Right	Thru	Left	U-Turns	App. Total	

Peak Hour Analysis From 10:00 AM to 02:45 PM - Peak 1 of 1

Peak Hour for Each Approach Begins at:

	10:00 AM					10:00 AM					12:00 PM					10:00 AM									
+0 mins.	0	0	0	0	0	0	0	0	0	0	0	0	0	0	0	0	0	0	0	0	0	0	0	0	0
+15 mins.	0	0	0	0	0	0	0	0	0	0	0	0	0	0	0	0	0	0	0	0	0	0	0	0	0
+30 mins.	0	0	0	0	0	0	0	0	0	0	0	0	0	0	0	0	0	0	0	0	0	0	0	0	0
+45 mins.	0	0	0	0	0	0	0	0	0	0	0	1	0	0	1	0	0	0	0	0	0	0	0	0	0
Total Volume	0	0	0	0	0	0	0	0	0	0	0	1	0	0	1	0	0	0	0	0	0	0	0	0	0
% App. Total	0	0	0	0	0	0	0	0	0	0	0	100	0	0	0	0	0	0	0	0	0	0	0	0	0
PHF	.000	.000	.000	.000	.000	.000	.000	.000	.000	.000	.000	.250	.000	.000	.250	.000	.000	.000	.000	.000	.000	.000	.000	.000	.000



Quality Counts, LLC

920 Blairhill Rd, STE B106
Charlotte, NC 28217

File Name : 14473011 - S Madison Blvd & Long Ave

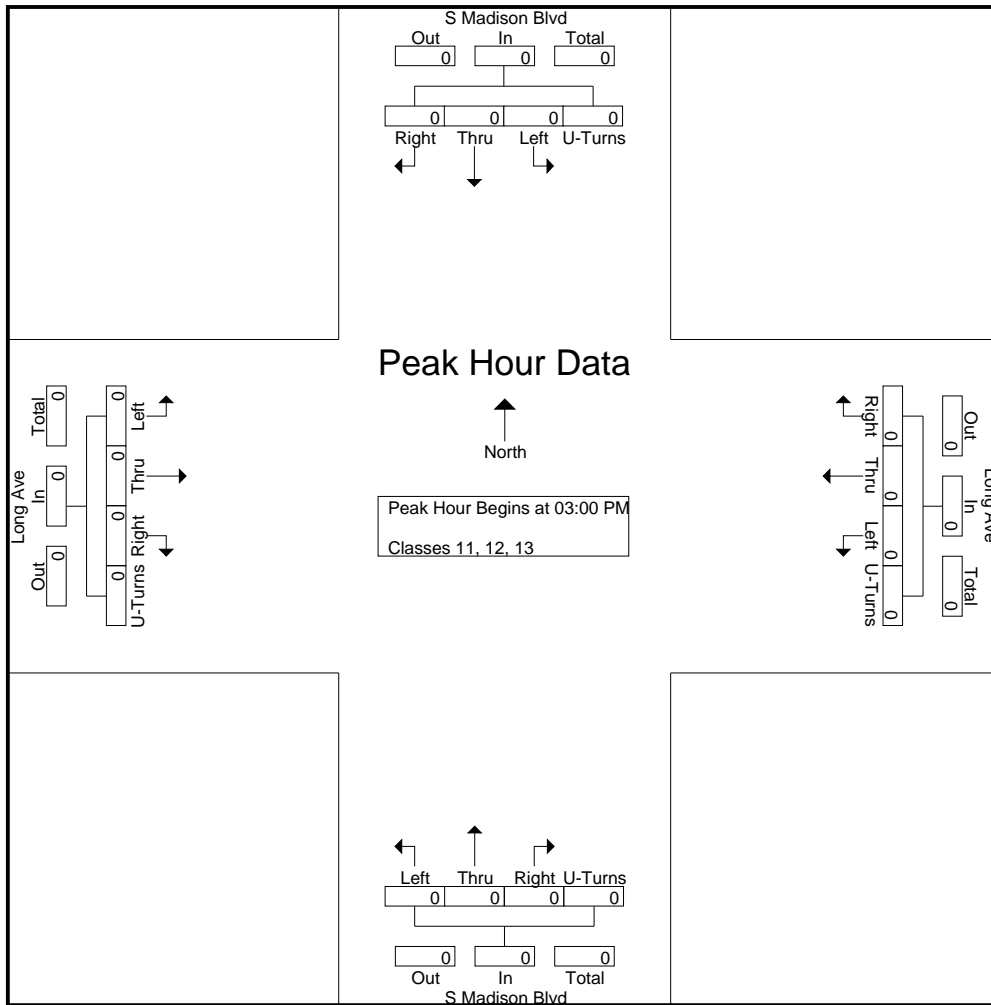
Site Code : 14473011

Start Date : 8/30/2017

Page No : 7

Start Time	S Madison Blvd Southbound					Long Ave Westbound					S Madison Blvd Northbound					Long Ave Eastbound					Int. Total
	Right	Thru	Left	U-Turns	App. Total	Right	Thru	Left	U-Turns	App. Total	Right	Thru	Left	U-Turns	App. Total	Right	Thru	Left	U-Turns	App. Total	
03:00 PM	0	0	0	0	0	0	0	0	0	0	0	0	0	0	0	0	0	0	0	0	0
03:15 PM	0	0	0	0	0	0	0	0	0	0	0	0	0	0	0	0	0	0	0	0	0
03:30 PM	0	0	0	0	0	0	0	0	0	0	0	0	0	0	0	0	0	0	0	0	0
03:45 PM	0	0	0	0	0	0	0	0	0	0	0	0	0	0	0	0	0	0	0	0	0
Total Volume	0	0	0	0	0	0	0	0	0	0	0	0	0	0	0	0	0	0	0	0	0
% App. Total	0	0	0	0	0	0	0	0	0	0	0	0	0	0	0	0	0	0	0	0	0
PHF	.000	.000	.000	.000	.000	.000	.000	.000	.000	.000	.000	.000	.000	.000	.000	.000	.000	.000	.000	.000	.000

Peak Hour Analysis From 03:00 PM to 06:45 PM - Peak 1 of 1
Peak Hour for Entire Intersection Begins at 03:00 PM



Quality Counts, LLC

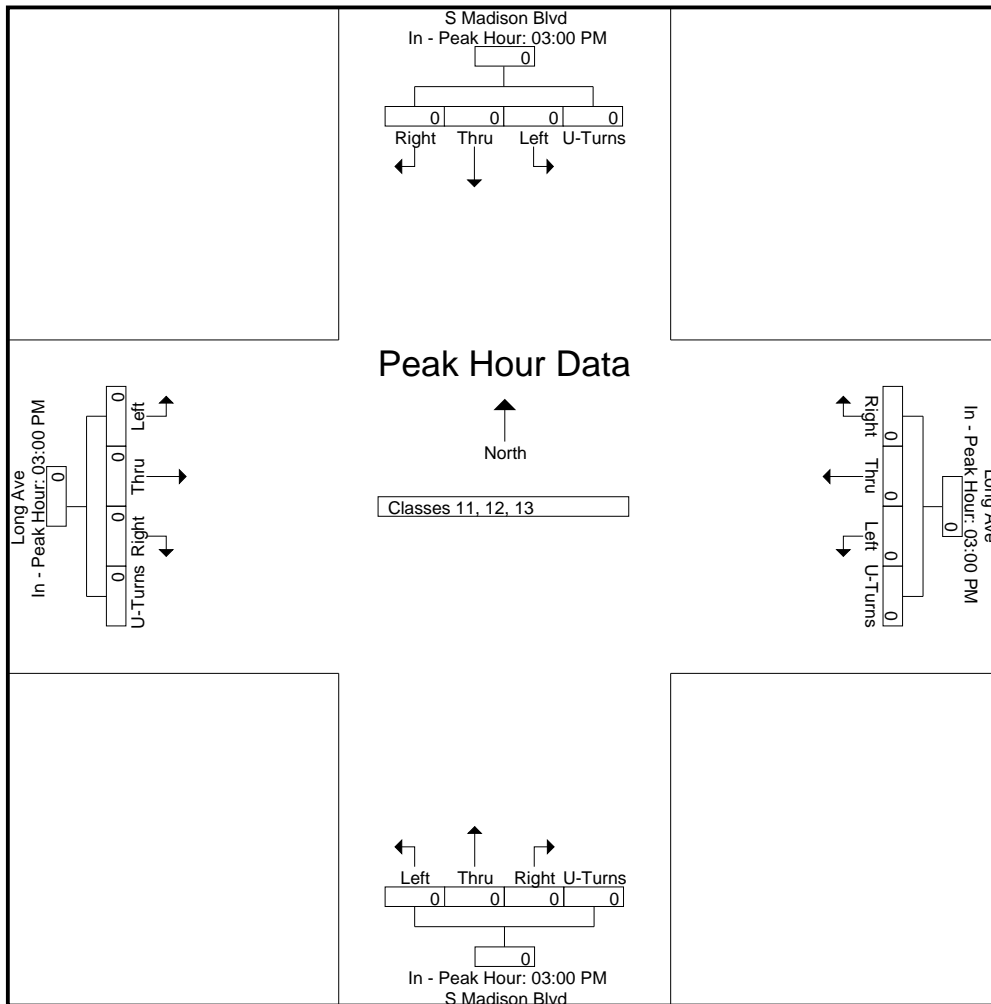
920 Blairhill Rd, STE B106
Charlotte, NC 28217

File Name : 14473011 - S Madison Blvd & Long Ave
Site Code : 14473011
Start Date : 8/30/2017
Page No : 8

Start Time	S Madison Blvd Southbound					Long Ave Westbound					S Madison Blvd Northbound					Long Ave Eastbound					Int. Total
	Right	Thru	Left	U-Turns	App. Total	Right	Thru	Left	U-Turns	App. Total	Right	Thru	Left	U-Turns	App. Total	Right	Thru	Left	U-Turns	App. Total	

Peak Hour Analysis From 03:00 PM to 06:45 PM - Peak 1 of 1
Peak Hour for Each Approach Begins at:

	03:00 PM					03:00 PM					03:00 PM					03:00 PM									
+0 mins.	0	0	0	0	0	0	0	0	0	0	0	0	0	0	0	0	0	0	0	0	0	0	0	0	0
+15 mins.	0	0	0	0	0	0	0	0	0	0	0	0	0	0	0	0	0	0	0	0	0	0	0	0	0
+30 mins.	0	0	0	0	0	0	0	0	0	0	0	0	0	0	0	0	0	0	0	0	0	0	0	0	0
+45 mins.	0	0	0	0	0	0	0	0	0	0	0	0	0	0	0	0	0	0	0	0	0	0	0	0	0
Total Volume	0	0	0	0	0	0	0	0	0	0	0	0	0	0	0	0	0	0	0	0	0	0	0	0	0
% App. Total	0	0	0	0	0	0	0	0	0	0	0	0	0	0	0	0	0	0	0	0	0	0	0	0	0
PHF	.000	.000	.000	.000	.000	.000	.000	.000	.000	.000	.000	.000	.000	.000	.000	.000	.000	.000	.000	.000	.000	.000	.000	.000	.000



Quality Counts, LLC

920 Blairhill Rd, STE B106
Charlotte, NC 28217

File Name : 14473011 - S Madison Blvd & Long Ave

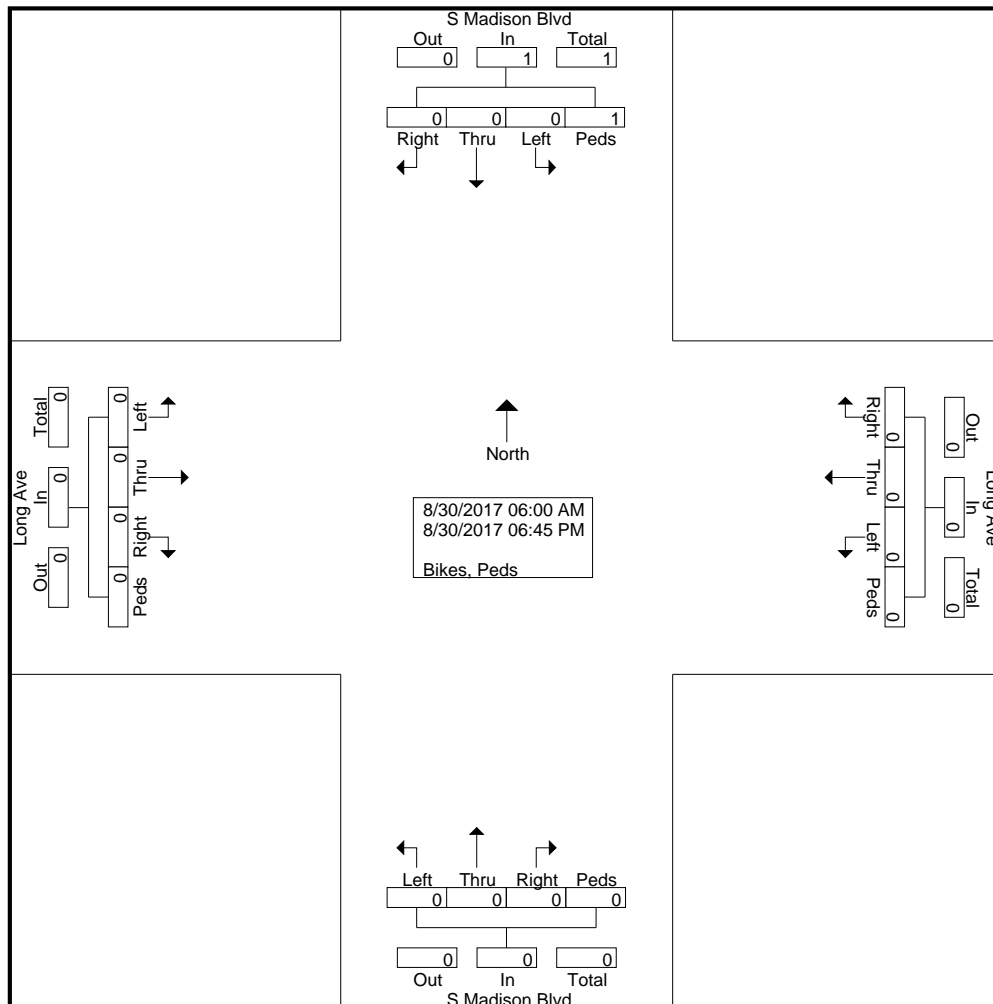
Site Code : 14473011

Start Date : 8/30/2017

Page No : 2

Groups Printed- Bikes, Peds

Start Time	S Madison Blvd Southbound					Long Ave Westbound					S Madison Blvd Northbound					Long Ave Eastbound					Int. Total					
	Right	Thru	Left	Peds	App. Total	Right	Thru	Left	Peds	App. Total	Right	Thru	Left	Peds	App. Total	Right	Thru	Left	Peds	App. Total						
04:00 PM	0	0	0	0	0	0	0	0	0	0	0	0	0	0	0	0	0	0	0	0	0	0	0	0	0	0
04:15 PM	0	0	0	0	0	0	0	0	0	0	0	0	0	0	0	0	0	0	0	0	0	0	0	0	0	0
04:30 PM	0	0	0	0	0	0	0	0	0	0	0	0	0	0	0	0	0	0	0	0	0	0	0	0	0	0
04:45 PM	0	0	0	0	0	0	0	0	0	0	0	0	0	0	0	0	0	0	0	0	0	0	0	0	0	0
Total	0	0	0	0	0	0	0	0	0	0	0	0	0	0	0	0	0	0	0	0	0	0	0	0	0	0
05:00 PM	0	0	0	0	0	0	0	0	0	0	0	0	0	0	0	0	0	0	0	0	0	0	0	0	0	0
05:15 PM	0	0	0	0	0	0	0	0	0	0	0	0	0	0	0	0	0	0	0	0	0	0	0	0	0	0
05:30 PM	0	0	0	0	0	0	0	0	0	0	0	0	0	0	0	0	0	0	0	0	0	0	0	0	0	0
05:45 PM	0	0	0	0	0	0	0	0	0	0	0	0	0	0	0	0	0	0	0	0	0	0	0	0	0	0
Total	0	0	0	0	0	0	0	0	0	0	0	0	0	0	0	0	0	0	0	0	0	0	0	0	0	0
06:00 PM	0	0	0	0	0	0	0	0	0	0	0	0	0	0	0	0	0	0	0	0	0	0	0	0	0	0
06:15 PM	0	0	0	0	0	0	0	0	0	0	0	0	0	0	0	0	0	0	0	0	0	0	0	0	0	0
06:30 PM	0	0	0	0	0	0	0	0	0	0	0	0	0	0	0	0	0	0	0	0	0	0	0	0	0	0
06:45 PM	0	0	0	0	0	0	0	0	0	0	0	0	0	0	0	0	0	0	0	0	0	0	0	0	0	0
Total	0	0	0	0	0	0	0	0	0	0	0	0	0	0	0	0	0	0	0	0	0	0	0	0	0	0
Grand Total	0	0	0	1	1	0	0	0	0	0	0	0	0	0	0	0	0	0	0	0	0	0	0	0	0	1
Apprch %	0	0	0	100		0	0	0	0		0	0	0	0		0	0	0	0		0	0	0	0		
Total %	0	0	0	100	100	0	0	0	0	0	0	0	0	0	0	0	0	0	0	0	0	0	0	0	0	

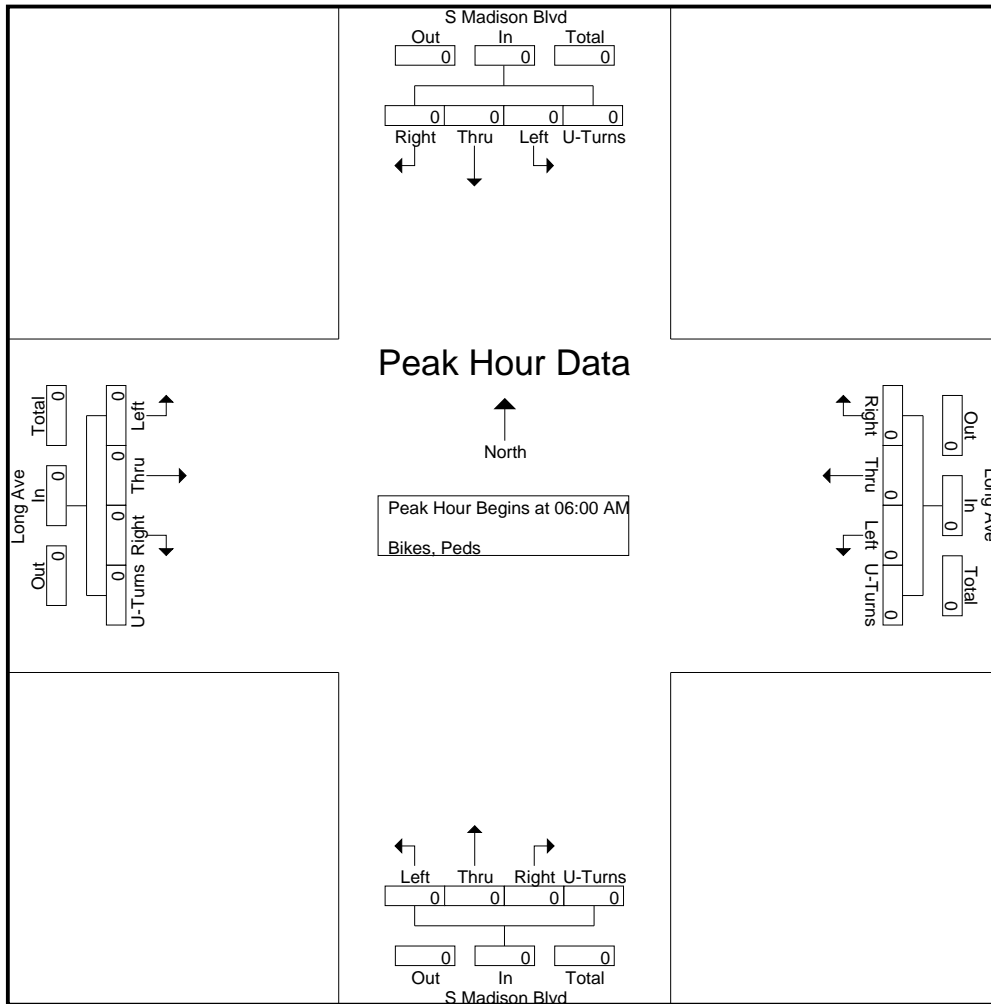


Quality Counts, LLC

920 Blairhill Rd, STE B106
Charlotte, NC 28217

File Name : 14473011 - S Madison Blvd & Long Ave
Site Code : 14473011
Start Date : 8/30/2017
Page No : 3

Start Time	S Madison Blvd Southbound					Long Ave Westbound					S Madison Blvd Northbound					Long Ave Eastbound					Int. Total	
	Right	Thru	Left	Peds	App. Total	Right	Thru	Left	Peds	App. Total	Right	Thru	Left	Peds	App. Total	Right	Thru	Left	Peds	App. Total		
Peak Hour Analysis From 06:00 AM to 09:45 AM - Peak 1 of 1																						
Peak Hour for Entire Intersection Begins at 06:00 AM																						
06:00 AM	0	0	0	0	0	0	0	0	0	0	0	0	0	0	0	0	0	0	0	0	0	0
06:15 AM	0	0	0	0	0	0	0	0	0	0	0	0	0	0	0	0	0	0	0	0	0	0
06:30 AM	0	0	0	0	0	0	0	0	0	0	0	0	0	0	0	0	0	0	0	0	0	0
06:45 AM	0	0	0	0	0	0	0	0	0	0	0	0	0	0	0	0	0	0	0	0	0	0
Total Volume	0	0	0	0	0	0	0	0	0	0	0	0	0	0	0	0	0	0	0	0	0	0
% App. Total	0	0	0	0	0	0	0	0	0	0	0	0	0	0	0	0	0	0	0	0	0	0
PHF	.000	.000	.000	.000	.000	.000	.000	.000	.000	.000	.000	.000	.000	.000	.000	.000	.000	.000	.000	.000	.000	.000

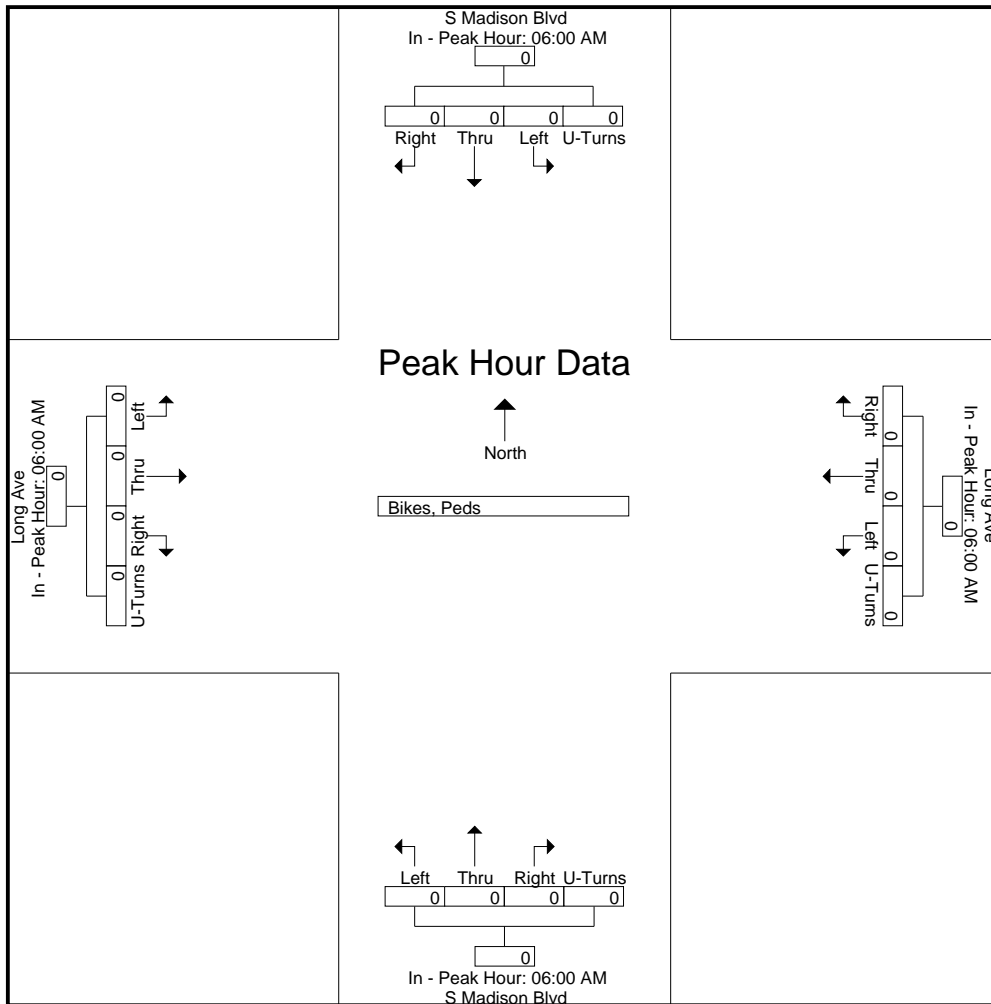


Quality Counts, LLC

920 Blairhill Rd, STE B106
Charlotte, NC 28217

File Name : 14473011 - S Madison Blvd & Long Ave
Site Code : 14473011
Start Date : 8/30/2017
Page No : 4

Start Time	S Madison Blvd Southbound					Long Ave Westbound					S Madison Blvd Northbound					Long Ave Eastbound					Int. Total	
	Right	Thru	Left	Peds	App. Total	Right	Thru	Left	Peds	App. Total	Right	Thru	Left	Peds	App. Total	Right	Thru	Left	Peds	App. Total		
Peak Hour Analysis From 06:00 AM to 09:45 AM - Peak 1 of 1																						
Peak Hour for Each Approach Begins at:																						
	06:00 AM					06:00 AM					06:00 AM					06:00 AM						
+0 mins.	0	0	0	0	0	0	0	0	0	0	0	0	0	0	0	0	0	0	0	0	0	0
+15 mins.	0	0	0	0	0	0	0	0	0	0	0	0	0	0	0	0	0	0	0	0	0	0
+30 mins.	0	0	0	0	0	0	0	0	0	0	0	0	0	0	0	0	0	0	0	0	0	0
+45 mins.	0	0	0	0	0	0	0	0	0	0	0	0	0	0	0	0	0	0	0	0	0	0
Total Volume	0	0	0	0	0	0	0	0	0	0	0	0	0	0	0	0	0	0	0	0	0	0
% App. Total	0	0	0	0	0	0	0	0	0	0	0	0	0	0	0	0	0	0	0	0	0	0
PHF	.000	.000	.000	.000	.000	.000	.000	.000	.000	.000	.000	.000	.000	.000	.000	.000	.000	.000	.000	.000	.000	.000



Quality Counts, LLC

920 Blairhill Rd, STE B106
Charlotte, NC 28217

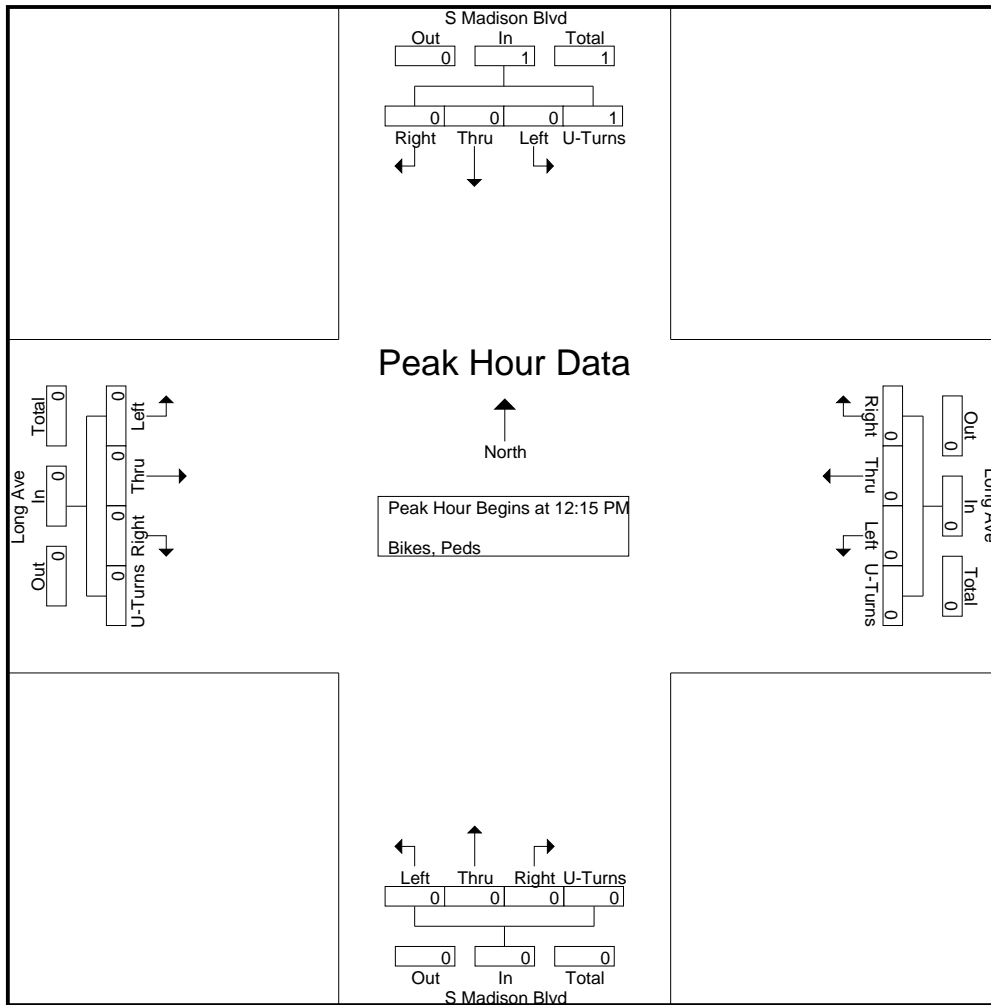
File Name : 14473011 - S Madison Blvd & Long Ave

Site Code : 14473011

Start Date : 8/30/2017

Page No : 5

Start Time	S Madison Blvd Southbound					Long Ave Westbound					S Madison Blvd Northbound					Long Ave Eastbound					Int. Total	
	Rig ht	Thr u	Left	Ped s	App. Total	Rig ht	Thr u	Left	Ped s	App. Total	Right	Thr u	Left	Peds	App. Total	Right	Thr u	Left	Peds	App. Total		
Peak Hour Analysis From 10:00 AM to 02:45 PM - Peak 1 of 1																						
Peak Hour for Entire Intersection Begins at 12:15 PM																						
12:15 PM	0	0	0	0	0	0	0	0	0	0	0	0	0	0	0	0	0	0	0	0	0	0
12:30 PM	0	0	0	0	0	0	0	0	0	0	0	0	0	0	0	0	0	0	0	0	0	0
12:45 PM	0	0	0	0	0	0	0	0	0	0	0	0	0	0	0	0	0	0	0	0	0	0
01:00 PM	0	0	0	1	1	0	0	0	0	0	0	0	0	0	0	0	0	0	0	0	0	1
Total Volume	0	0	0	1	1	0	0	0	0	0	0	0	0	0	0	0	0	0	0	0	0	1
% App. Total	0	0	0	100		0	0	0	0		0	0	0	0		0	0	0	0		0	
PHF	.000	.000	.000	.250	.250	.000	.000	.000	.000	.000	.000	.000	.000	.000	.000	.000	.000	.000	.000	.000	.000	.250



Quality Counts, LLC

920 Blairhill Rd, STE B106
Charlotte, NC 28217

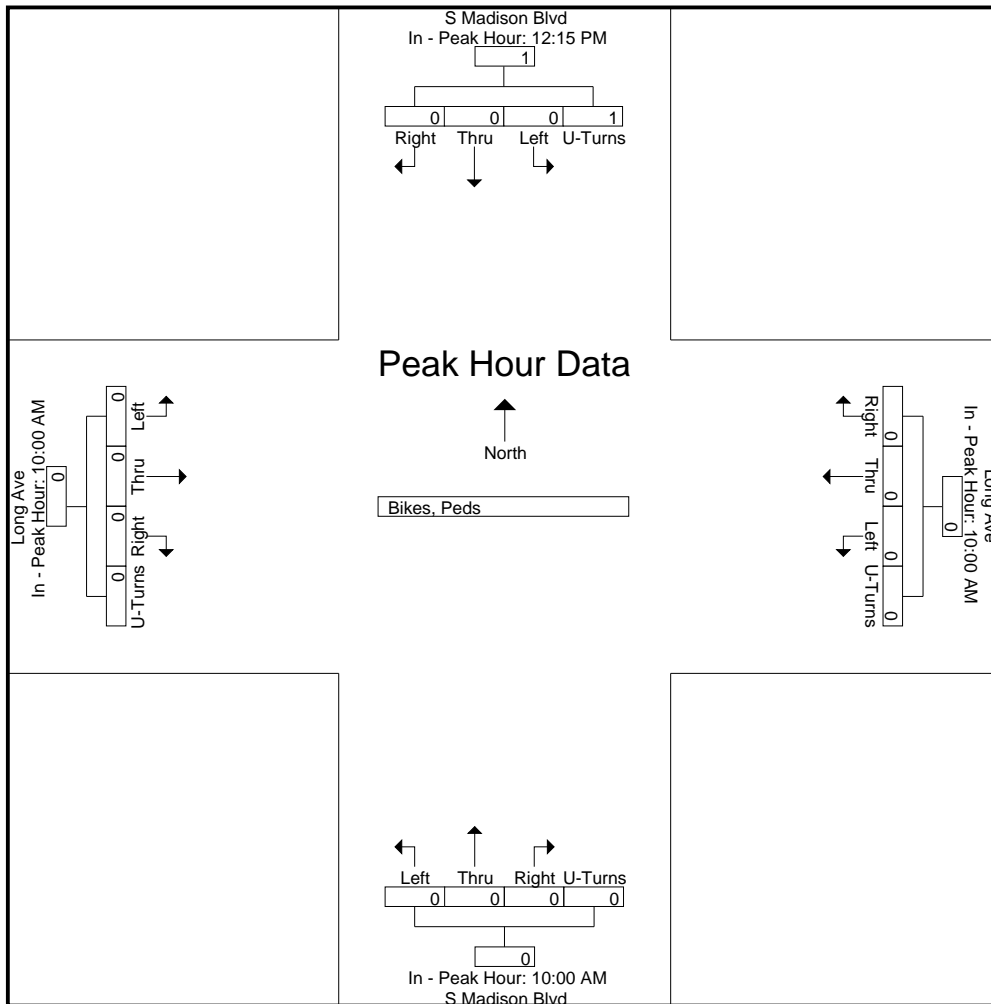
File Name : 14473011 - S Madison Blvd & Long Ave
Site Code : 14473011
Start Date : 8/30/2017
Page No : 6

Start Time	S Madison Blvd Southbound					Long Ave Westbound					S Madison Blvd Northbound					Long Ave Eastbound					Int. Total
	Rig ht	Thr u	Left	Ped s	App. Total	Rig ht	Thr u	Left	Ped s	App. Total	Right	Thr u	Left	Peds	App. Total	Right	Thr u	Left	Peds	App. Total	

Peak Hour Analysis From 10:00 AM to 02:45 PM - Peak 1 of 1

Peak Hour for Each Approach Begins at:

	12:15 PM					10:00 AM					10:00 AM					10:00 AM									
+0 mins.	0	0	0	0	0	0	0	0	0	0	0	0	0	0	0	0	0	0	0	0	0	0	0	0	0
+15 mins.	0	0	0	0	0	0	0	0	0	0	0	0	0	0	0	0	0	0	0	0	0	0	0	0	0
+30 mins.	0	0	0	0	0	0	0	0	0	0	0	0	0	0	0	0	0	0	0	0	0	0	0	0	0
+45 mins.	0	0	0	1	1	0	0	0	0	0	0	0	0	0	0	0	0	0	0	0	0	0	0	0	0
Total Volume	0	0	0	1	1	0	0	0	0	0	0	0	0	0	0	0	0	0	0	0	0	0	0	0	0
% App. Total	0	0	0	100		0	0	0	0		0	0	0	0		0	0	0	0		0	0	0	0	
PHF	.000	.000	.000	.250	.250	.000	.000	.000	.000	.000	.000	.000	.000	.000	.000	.000	.000	.000	.000	.000	.000	.000	.000	.000	.000



Quality Counts, LLC

920 Blairhill Rd, STE B106
Charlotte, NC 28217

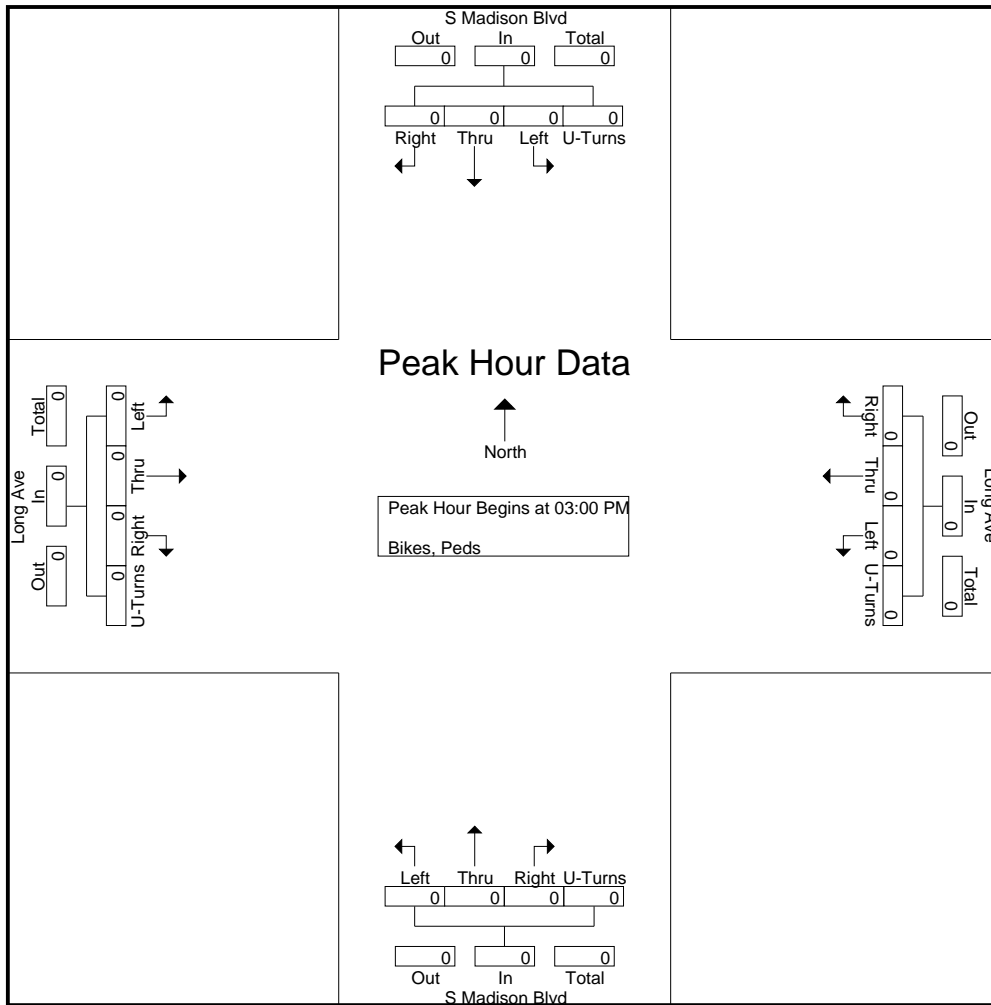
File Name : 14473011 - S Madison Blvd & Long Ave

Site Code : 14473011

Start Date : 8/30/2017

Page No : 7

Start Time	S Madison Blvd Southbound					Long Ave Westbound					S Madison Blvd Northbound					Long Ave Eastbound					Int. Total	
	Right	Thru	Left	Peds	App. Total	Right	Thru	Left	Peds	App. Total	Right	Thru	Left	Peds	App. Total	Right	Thru	Left	Peds	App. Total		
Peak Hour Analysis From 03:00 PM to 06:45 PM - Peak 1 of 1																						
Peak Hour for Entire Intersection Begins at 03:00 PM																						
03:00 PM	0	0	0	0	0	0	0	0	0	0	0	0	0	0	0	0	0	0	0	0	0	0
03:15 PM	0	0	0	0	0	0	0	0	0	0	0	0	0	0	0	0	0	0	0	0	0	0
03:30 PM	0	0	0	0	0	0	0	0	0	0	0	0	0	0	0	0	0	0	0	0	0	0
03:45 PM	0	0	0	0	0	0	0	0	0	0	0	0	0	0	0	0	0	0	0	0	0	0
Total Volume	0	0	0	0	0	0	0	0	0	0	0	0	0	0	0	0	0	0	0	0	0	0
% App. Total	0	0	0	0	0	0	0	0	0	0	0	0	0	0	0	0	0	0	0	0	0	0
PHF	.000	.000	.000	.000	.000	.000	.000	.000	.000	.000	.000	.000	.000	.000	.000	.000	.000	.000	.000	.000	.000	.000



Quality Counts, LLC

920 Blairhill Rd, STE B106
Charlotte, NC 28217

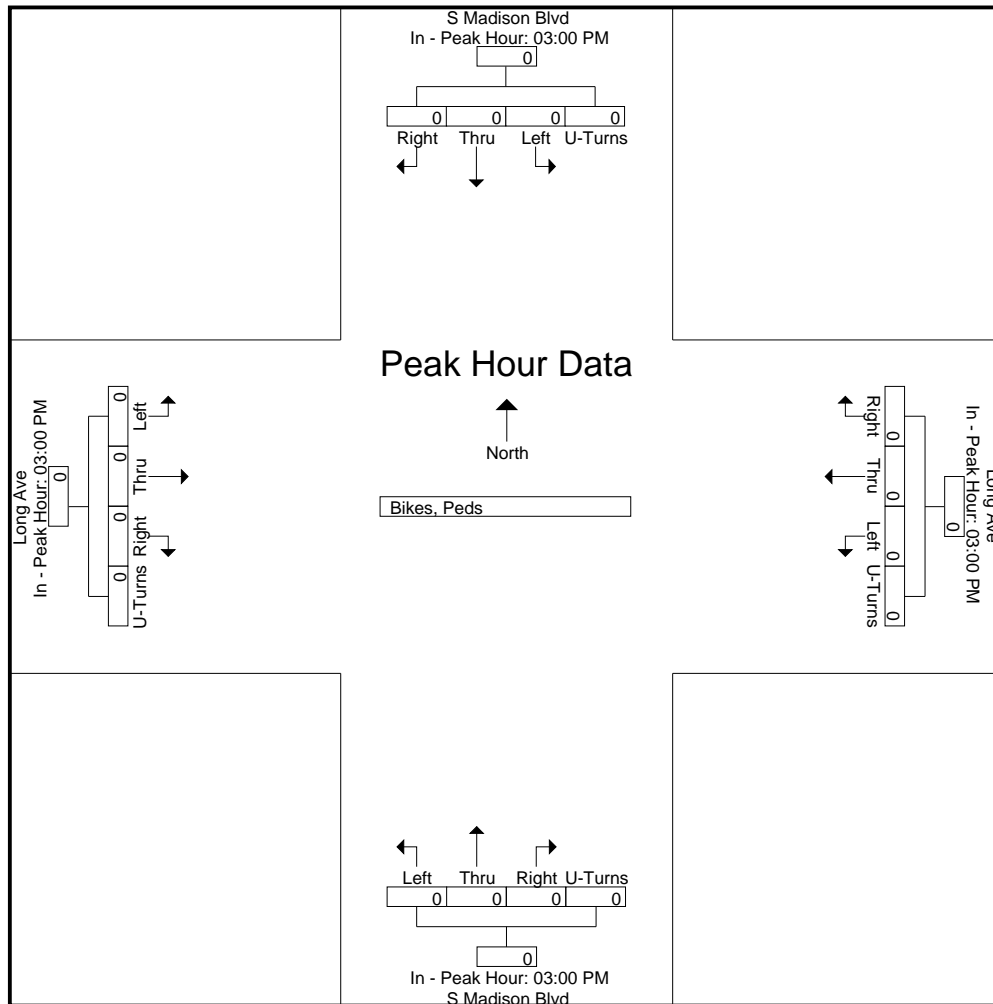
File Name : 14473011 - S Madison Blvd & Long Ave
Site Code : 14473011
Start Date : 8/30/2017
Page No : 8

Start Time	S Madison Blvd Southbound					Long Ave Westbound					S Madison Blvd Northbound					Long Ave Eastbound					Int. Total
	Rig ht	Thr u	Left	Ped s	App. Total	Rig ht	Thr u	Left	Ped s	App. Total	Right	Thr u	Left	Peds	App. Total	Right	Thr u	Left	Peds	App. Total	

Peak Hour Analysis From 03:00 PM to 06:45 PM - Peak 1 of 1

Peak Hour for Each Approach Begins at:

	03:00 PM					03:00 PM					03:00 PM					03:00 PM									
+0 mins.	0	0	0	0	0	0	0	0	0	0	0	0	0	0	0	0	0	0	0	0	0	0	0	0	0
+15 mins.	0	0	0	0	0	0	0	0	0	0	0	0	0	0	0	0	0	0	0	0	0	0	0	0	0
+30 mins.	0	0	0	0	0	0	0	0	0	0	0	0	0	0	0	0	0	0	0	0	0	0	0	0	0
+45 mins.	0	0	0	0	0	0	0	0	0	0	0	0	0	0	0	0	0	0	0	0	0	0	0	0	0
Total Volume	0	0	0	0	0	0	0	0	0	0	0	0	0	0	0	0	0	0	0	0	0	0	0	0	0
% App. Total	0	0	0	0	0	0	0	0	0	0	0	0	0	0	0	0	0	0	0	0	0	0	0	0	0
PHF	.000	.000	.000	.000	.000	.000	.000	.000	.000	.000	.000	.000	.000	.000	.000	.000	.000	.000	.000	.000	.000	.000	.000	.000	.000



Quality Counts, LLC

920 Blairhill Rd, STE B106
Charlotte, NC 28217

File Name : 14473012 - S Madison Blvd & Gordon St

Site Code : 14473012

Start Date : 8/30/2017

Page No : 1

Groups Printed- Classes 1, 2, 3 - Classes 4, 5, 6, 7 - Classes 8, 9, 10 - Classes 11, 12, 13 - Bikes, Peds

Start Time	S Madison Blvd Southbound					Gordon St Westbound					S Madison Blvd Northbound					Gordon St Eastbound					Int. Total
	Right	Thru	Left	Peds	App. Total	Right	Thru	Left	Peds	App. Total	Right	Thru	Left	Peds	App. Total	Right	Thru	Left	Peds	App. Total	
06:00 AM	0	119	2	0	121	0	0	0	0	0	0	39	1	0	40	1	1	0	0	2	163
06:15 AM	0	142	3	0	145	1	0	0	0	1	2	52	1	0	55	3	0	0	0	3	204
06:30 AM	1	125	1	0	127	1	0	0	0	1	0	80	0	0	80	2	0	1	0	3	211
06:45 AM	1	129	2	0	132	3	0	0	0	3	4	111	1	0	116	3	0	0	1	4	255
Total	2	515	8	0	525	5	0	0	0	5	6	282	3	0	291	9	1	1	1	12	833
07:00 AM	2	135	2	0	139	0	0	2	0	2	6	124	0	0	130	0	1	0	0	1	272
07:15 AM	0	161	1	0	162	1	2	1	0	4	3	185	1	0	189	5	4	0	0	9	364
07:30 AM	0	164	2	0	166	3	5	4	0	12	8	262	3	0	273	4	9	0	0	13	464
07:45 AM	1	198	2	0	201	4	6	1	0	11	6	243	3	0	252	3	2	0	0	5	469
Total	3	658	7	0	668	8	13	8	0	29	23	814	7	0	844	12	16	0	0	28	1569
08:00 AM	1	190	3	0	194	3	3	2	0	8	6	193	2	0	201	1	3	0	0	4	407
08:15 AM	2	161	7	0	170	4	5	7	0	16	8	132	3	0	143	0	1	0	0	1	330
08:30 AM	2	125	1	0	128	3	0	1	0	4	2	151	3	0	156	5	4	0	0	9	297
08:45 AM	1	155	3	0	159	1	2	0	0	3	5	150	4	0	159	1	1	2	0	4	325
Total	6	631	14	0	651	11	10	10	0	31	21	626	12	0	659	7	9	2	0	18	1359
09:00 AM	0	130	2	0	132	2	2	4	0	8	5	141	4	0	150	1	3	1	0	5	295
09:15 AM	0	138	5	0	143	6	3	4	0	13	2	158	4	0	164	4	0	0	0	4	324
09:30 AM	2	136	1	0	139	7	2	1	0	10	8	131	5	0	144	3	1	0	0	4	297
09:45 AM	1	158	6	0	165	6	5	7	0	18	10	160	2	0	172	4	4	0	0	8	363
Total	3	562	14	0	579	21	12	16	0	49	25	590	15	0	630	12	8	1	0	21	1279
10:00 AM	0	150	6	0	156	8	4	8	0	20	6	144	1	0	151	2	3	0	0	5	332
10:15 AM	1	151	5	0	157	4	8	8	1	21	4	120	6	0	130	0	6	0	0	6	314
10:30 AM	0	145	3	0	148	3	4	4	0	11	4	149	2	1	156	4	0	0	0	4	319
10:45 AM	3	165	5	0	173	6	6	2	0	14	6	147	1	0	154	5	1	1	0	7	348
Total	4	611	19	0	634	21	22	22	1	66	20	560	10	1	591	11	10	1	0	22	1313
11:00 AM	0	173	4	0	177	10	2	8	0	20	5	143	1	2	151	1	2	0	0	3	351
11:15 AM	1	176	6	0	183	5	3	9	0	17	11	184	1	0	196	1	2	1	0	4	400
11:30 AM	1	170	6	0	177	4	4	6	0	14	9	168	2	0	179	1	2	2	0	5	375
11:45 AM	2	173	1	1	177	9	2	5	1	17	6	174	1	0	181	4	3	3	0	10	385
Total	4	692	17	1	714	28	11	28	1	68	31	669	5	2	707	7	9	6	0	22	1511
12:00 PM	0	188	3	0	191	11	3	8	0	22	13	200	2	0	215	2	3	0	0	5	433
12:15 PM	0	206	7	0	213	8	6	12	0	26	8	175	1	0	184	0	0	0	0	0	423
12:30 PM	0	187	3	0	190	4	4	9	0	17	10	179	4	0	193	2	1	0	0	3	403
12:45 PM	0	156	3	0	159	9	9	15	0	33	11	194	1	0	206	3	0	1	0	4	402
Total	0	737	16	0	753	32	22	44	0	98	42	748	8	0	798	7	4	1	0	12	1661
01:00 PM	0	184	6	0	190	12	4	5	0	21	5	185	1	0	191	2	3	0	0	5	407
01:15 PM	0	187	6	0	193	9	1	5	0	15	2	154	4	0	160	1	0	0	0	1	369
01:30 PM	2	152	2	0	156	8	5	7	0	20	4	174	5	0	183	2	0	0	0	2	361
01:45 PM	0	178	6	0	184	6	4	4	0	14	9	146	4	0	159	1	2	1	0	4	361
Total	2	701	20	0	723	35	14	21	0	70	20	659	14	0	693	6	5	1	0	12	1498
02:00 PM	0	188	4	0	192	6	2	6	1	15	9	160	3	0	172	3	9	0	0	12	391
02:15 PM	1	156	5	0	162	6	7	3	0	16	11	159	5	0	175	0	3	0	0	3	356
02:30 PM	0	171	7	0	178	4	7	8	0	19	10	173	4	0	187	5	4	0	0	9	393
02:45 PM	1	194	3	0	198	9	5	6	0	20	9	195	3	0	207	1	0	2	0	3	428
Total	2	709	19	0	730	25	21	23	1	70	39	687	15	0	741	9	16	2	0	27	1568
03:00 PM	0	274	1	0	275	3	6	7	0	16	8	204	0	0	212	2	7	1	0	10	513
03:15 PM	2	221	3	0	226	0	3	2	0	5	7	183	4	0	194	2	0	0	0	2	427
03:30 PM	0	224	8	0	232	6	5	8	0	19	6	203	3	0	212	4	4	2	0	10	473
03:45 PM	1	182	7	0	190	7	6	5	0	18	9	186	2	0	197	8	2	0	0	10	415
Total	3	901	19	0	923	16	20	22	0	58	30	776	9	0	815	16	13	3	0	32	1828

Quality Counts, LLC

920 Blairhill Rd, STE B106
Charlotte, NC 28217

File Name : 14473012 - S Madison Blvd & Gordon St

Site Code : 14473012

Start Date : 8/30/2017

Page No : 2

Groups Printed- Classes 1, 2, 3 - Classes 4, 5, 6, 7 - Classes 8, 9, 10 - Classes 11, 12, 13 - Bikes, Peds

Start Time	S Madison Blvd Southbound					Gordon St Westbound					S Madison Blvd Northbound					Gordon St Eastbound					Int. Total
	Right	Thru	Left	Peds	App. Total	Right	Thru	Left	Peds	App. Total	Right	Thru	Left	Peds	App. Total	Right	Thru	Left	Peds	App. Total	
04:00 PM	1	177	3	0	181	2	6	8	0	16	11	221	5	0	237	0	2	1	0	3	437
04:15 PM	0	179	4	0	183	10	5	8	0	23	10	236	2	0	248	1	4	1	0	6	460
04:30 PM	1	177	4	0	182	5	3	4	0	12	5	205	1	0	211	4	2	0	0	6	411
04:45 PM	0	184	1	0	185	4	4	5	0	13	7	205	5	1	218	6	1	0	0	7	423
Total	2	717	12	0	731	21	18	25	0	64	33	867	13	1	914	11	9	2	0	22	1731
05:00 PM	0	212	6	0	218	2	11	7	0	20	9	255	5	0	269	3	5	0	0	8	515
05:15 PM	0	189	7	0	196	7	5	6	0	18	9	223	6	0	238	3	4	2	0	9	461
05:30 PM	0	187	5	0	192	4	5	5	0	14	3	244	4	0	251	3	2	0	0	5	462
05:45 PM	0	190	8	0	198	7	2	3	0	12	4	237	6	0	247	1	0	0	0	1	458
Total	0	778	26	0	804	20	23	21	0	64	25	959	21	0	1005	10	11	2	0	23	1896
06:00 PM	0	178	1	0	179	2	2	4	0	8	2	201	1	0	204	2	1	0	0	3	394
06:15 PM	1	173	0	0	174	5	3	3	0	11	2	182	5	0	189	4	2	0	0	6	380
06:30 PM	0	153	1	0	154	3	7	2	0	12	4	181	3	0	188	3	2	1	0	6	360
06:45 PM	1	172	7	0	180	1	5	1	0	7	4	176	2	0	182	2	3	0	0	5	374
Total	2	676	9	0	687	11	17	10	0	38	12	740	11	0	763	11	8	1	0	20	1508
Grand Total	33	8888	200	1	9122	254	203	250	3	710	327	8977	143	4	9451	128	119	23	1	271	19554
Apprch %	0.4	97.4	2.2	0		35.8	28.6	35.2	0.4		3.5	95	1.5	0		47.2	43.9	8.5	0.4		
Total %	0.2	45.5	1	0	46.7	1.3	1	1.3	0	3.6	1.7	45.9	0.7	0	48.3	0.7	0.6	0.1	0	1.4	
Classes 1, 2, 3	31	8448	199	1	8679	252	199	241	3	695	321	8471	142	0	8934	128	115	23	1	267	18575
% Classes 1, 2, 3	93.9	95	99.5	100	95.1	99.2	98	96.4	100	97.9	98.2	94.4	99.3	0	94.5	100	96.6	100	100	98.5	95
Classes 4, 5, 6, 7	2	239	1	0	242	2	3	7	0	12	5	240	0	0	245	0	4	0	0	4	503
% Classes 4, 5, 6, 7	6.1	2.7	0.5	0	2.7	0.8	1.5	2.8	0	1.7	1.5	2.7	0	0	2.6	0	3.4	0	0	1.5	2.6
Classes 8, 9, 10	0	200	0	0	200	0	0	2	0	2	1	266	1	0	268	0	0	0	0	0	470
% Classes 8, 9, 10	0	2.3	0	0	2.2	0	0	0.8	0	0.3	0.3	3	0.7	0	2.8	0	0	0	0	0	2.4
Classes 11, 12, 13	0	1	0	0	1	0	0	0	0	0	0	0	0	0	0	0	0	0	0	0	1
% Classes 11, 12, 13	0	0	0	0	0	0	0	0	0	0	0	0	0	0	0	0	0	0	0	0	0
Bikes, Peds	0	0	0	0	0	0	1	0	0	1	0	0	0	4	4	0	0	0	0	0	5
% Bikes, Peds	0	0	0	0	0	0	0.5	0	0	0.1	0	0	0	100	0	0	0	0	0	0	0

Quality Counts, LLC

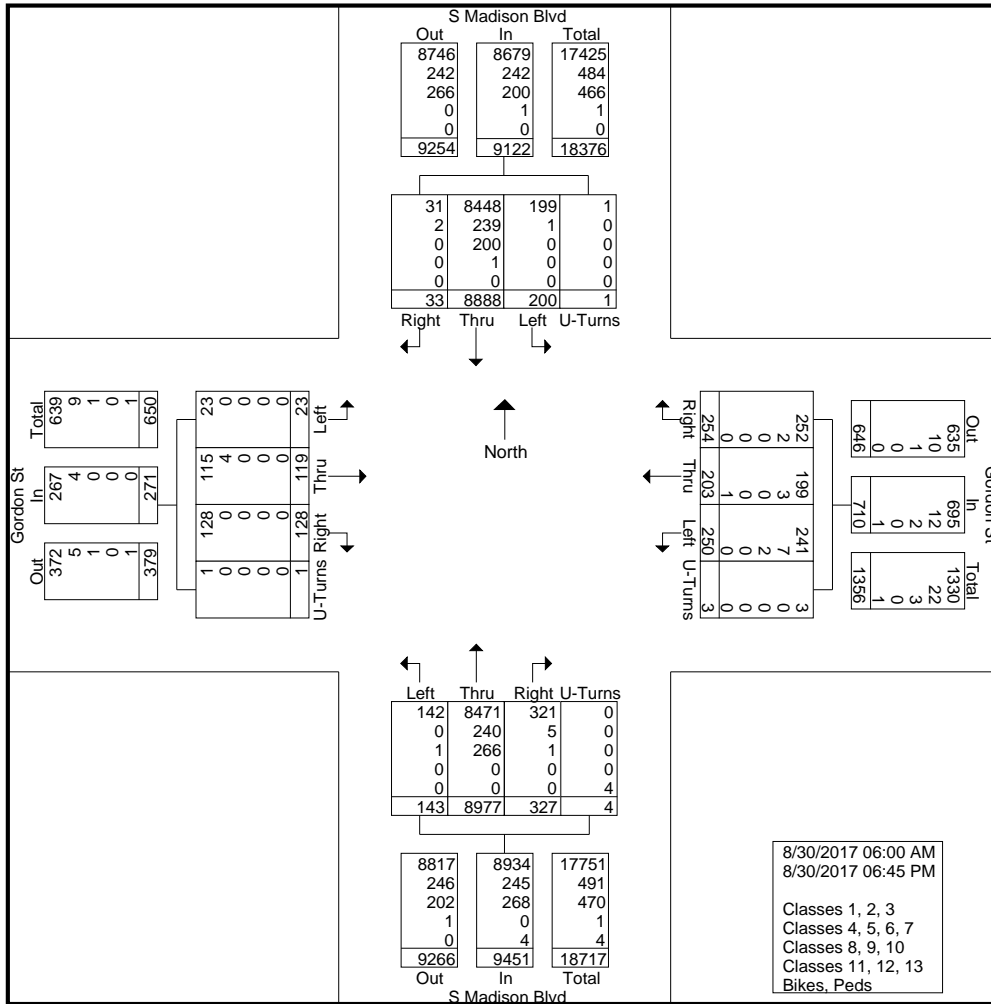
920 Blairhill Rd, STE B106
Charlotte, NC 28217

File Name : 14473012 - S Madison Blvd & Gordon St

Site Code : 14473012

Start Date : 8/30/2017

Page No : 3

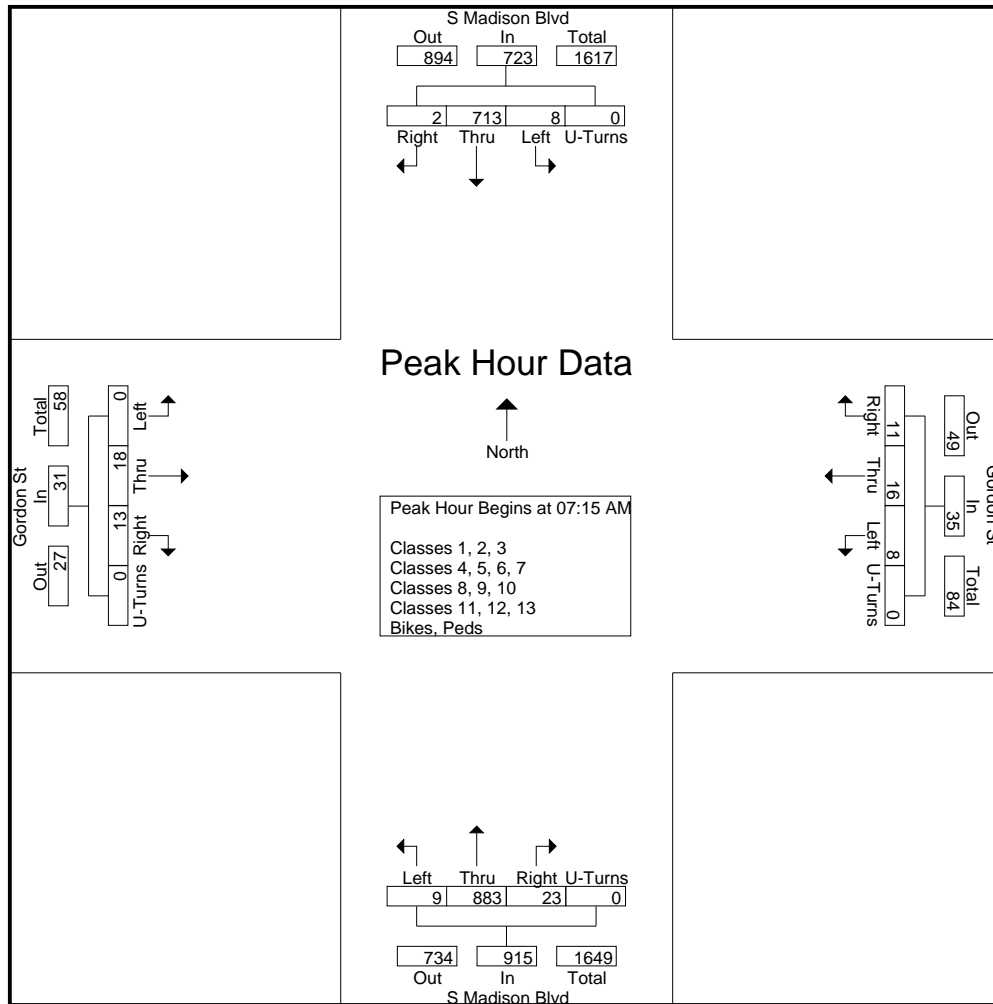


Quality Counts, LLC

920 Blairhill Rd, STE B106
Charlotte, NC 28217

File Name : 14473012 - S Madison Blvd & Gordon St
Site Code : 14473012
Start Date : 8/30/2017
Page No : 4

Start Time	S Madison Blvd Southbound					Gordon St Westbound					S Madison Blvd Northbound					Gordon St Eastbound					Int. Total
	Right	Thru	Left	Peds	App. Total	Right	Thru	Left	Peds	App. Total	Right	Thru	Left	Peds	App. Total	Right	Thru	Left	Peds	App. Total	
Peak Hour Analysis From 06:00 AM to 09:45 AM - Peak 1 of 1																					
Peak Hour for Entire Intersection Begins at 07:15 AM																					
07:15 AM	0	161	1	0	162	1	2	1	0	4	3	185	1	0	189	5	4	0	0	9	364
07:30 AM	0	164	2	0	166	3	5	4	0	12	8	262	3	0	273	4	9	0	0	13	464
07:45 AM	1	198	2	0	201	4	6	1	0	11	6	243	3	0	252	3	2	0	0	5	469
08:00 AM	1	190	3	0	194	3	3	2	0	8	6	193	2	0	201	1	3	0	0	4	407
Total Volume	2	713	8	0	723	11	16	8	0	35	23	883	9	0	915	13	18	0	0	31	1704
% App. Total	0.3	98.6	1.1	0		31.4	45.7	22.9	0		2.5	96.5	1	0		41.9	58.1	0	0		
PHF	.500	.900	.667	.000	.899	.688	.667	.500	.000	.729	.719	.843	.750	.000	.838	.650	.500	.000	.000	.596	.908

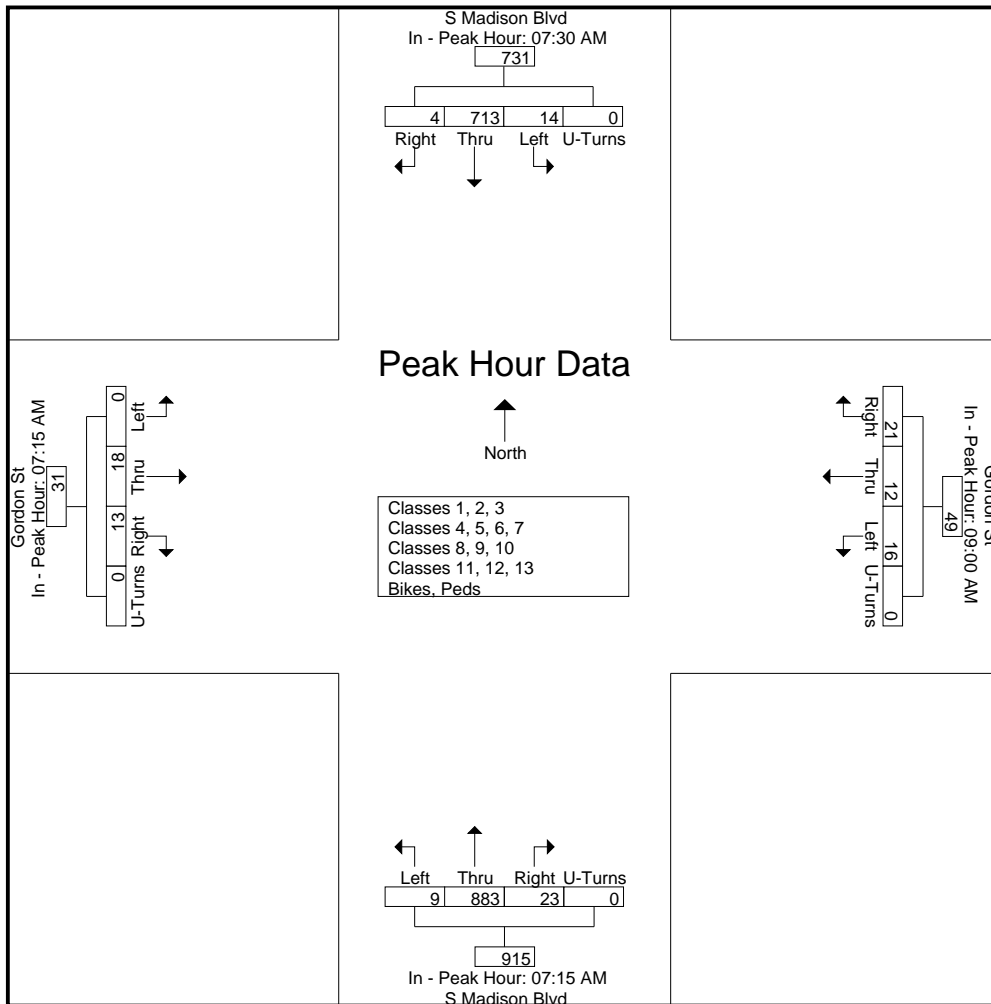


Quality Counts, LLC

920 Blairhill Rd, STE B106
Charlotte, NC 28217

File Name : 14473012 - S Madison Blvd & Gordon St
Site Code : 14473012
Start Date : 8/30/2017
Page No : 5

Start Time	S Madison Blvd Southbound					Gordon St Westbound					S Madison Blvd Northbound					Gordon St Eastbound					Int. Total
	Right	Thru	Left	Peds	App. Total	Right	Thru	Left	Peds	App. Total	Right	Thru	Left	Peds	App. Total	Right	Thru	Left	Peds	App. Total	
Peak Hour Analysis From 06:00 AM to 09:45 AM - Peak 1 of 1																					
Peak Hour for Each Approach Begins at:																					
	07:30 AM					09:00 AM					07:15 AM					07:15 AM					
+0 mins.	0	164	2	0	166	2	2	4	0	8	3	185	1	0	189	5	4	0	0	9	
+15 mins.	1	198	2	0	201	6	3	4	0	13	8	262	3	0	273	4	9	0	0	13	
+30 mins.	1	190	3	0	194	7	2	1	0	10	6	243	3	0	252	3	2	0	0	5	
+45 mins.	2	161	7	0	170	6	5	7	0	18	6	193	2	0	201	1	3	0	0	4	
Total Volume	4	713	14	0	731	21	12	16	0	49	23	883	9	0	915	13	18	0	0	31	
% App. Total	0.5	97.5	1.9	0		42.9	24.5	32.7	0		2.5	96.5	1	0		41.9	58.1	0	0		
PHF	.500	.900	.500	.000	.909	.750	.600	.571	.000	.681	.719	.843	.750	.000	.838	.650	.500	.000	.000	.596	

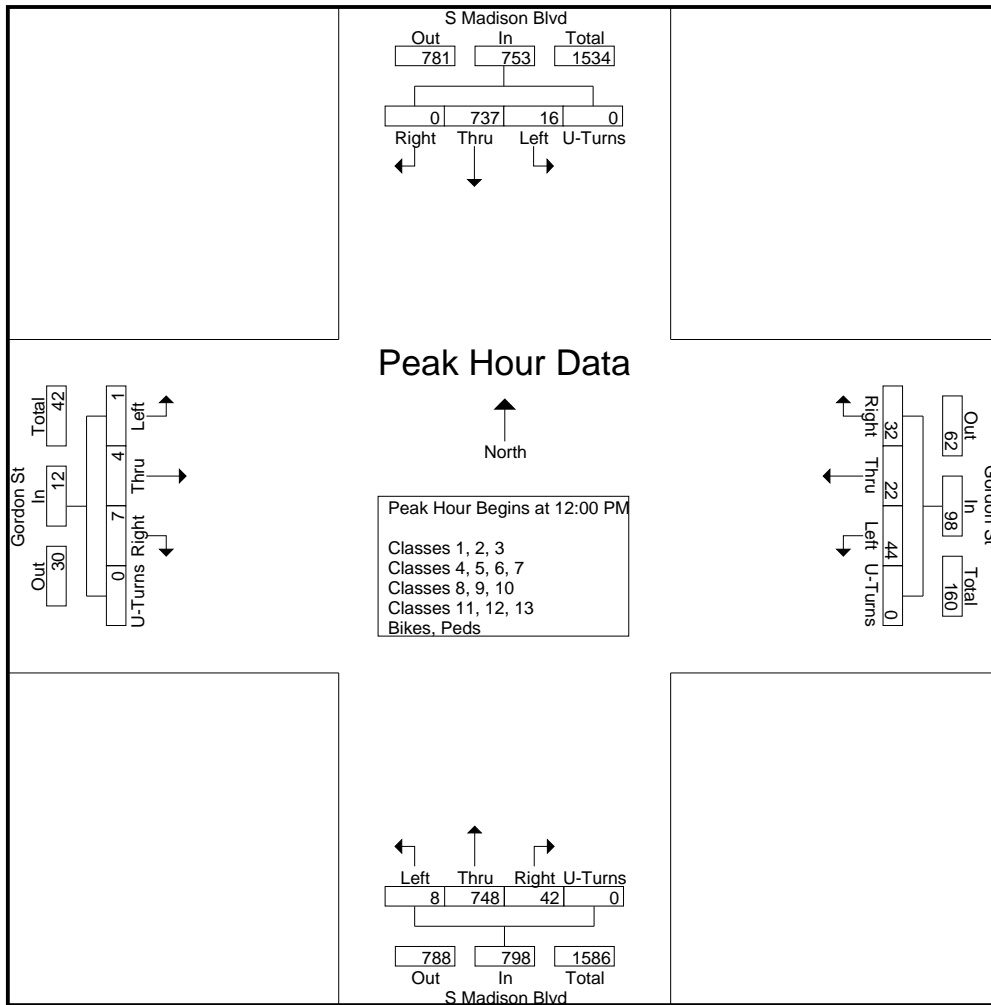


Quality Counts, LLC

920 Blairhill Rd, STE B106
Charlotte, NC 28217

File Name : 14473012 - S Madison Blvd & Gordon St
Site Code : 14473012
Start Date : 8/30/2017
Page No : 6

Start Time	S Madison Blvd Southbound					Gordon St Westbound					S Madison Blvd Northbound					Gordon St Eastbound					Int. Total
	Rig ht	Thr u	Left	Ped s	App. Total	Rig ht	Thr u	Left	Ped s	App. Total	Right	Thr u	Left	Peds	App. Total	Right	Thr u	Left	Peds	App. Total	
Peak Hour Analysis From 10:00 AM to 02:45 PM - Peak 1 of 1																					
Peak Hour for Entire Intersection Begins at 12:00 PM																					
12:00 PM	0	188	3	0	191	11	3	8	0	22	13	200	2	0	215	2	3	0	0	5	433
12:15 PM	0	206	7	0	213	8	6	12	0	26	8	175	1	0	184	0	0	0	0	0	423
12:30 PM	0	187	3	0	190	4	4	9	0	17	10	179	4	0	193	2	1	0	0	3	403
12:45 PM	0	156	3	0	159	9	9	15	0	33	11	194	1	0	206	3	0	1	0	4	402
Total Volume	0	737	16	0	753	32	22	44	0	98	42	748	8	0	798	7	4	1	0	12	1661
% App. Total	0	97.9	2.1	0		32.7	22.4	44.9	0		5.3	93.7	1	0		58.3	33.3	8.3	0		
PHF	.000	.894	.571	.000	.884	.727	.611	.733	.000	.742	.808	.935	.500	.000	.928	.583	.333	.250	.000	.600	.959



Quality Counts, LLC

920 Blairhill Rd, STE B106
Charlotte, NC 28217

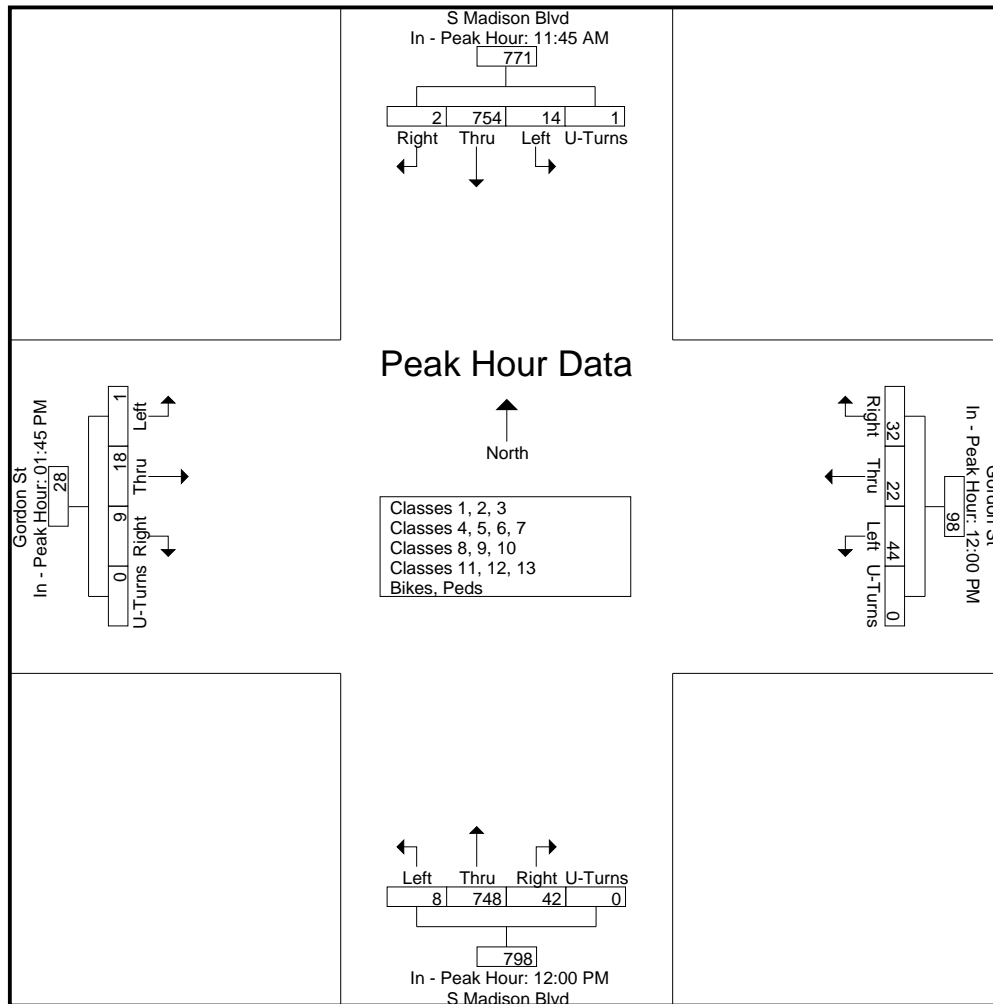
File Name : 14473012 - S Madison Blvd & Gordon St
Site Code : 14473012
Start Date : 8/30/2017
Page No : 7

Start Time	S Madison Blvd Southbound					Gordon St Westbound					S Madison Blvd Northbound					Gordon St Eastbound					Int. Total
	Rig ht	Thr u	Left	Ped s	App. Total	Rig ht	Thr u	Left	Ped s	App. Total	Right	Thr u	Left	Peds	App. Total	Right	Thr u	Left	Peds	App. Total	

Peak Hour Analysis From 10:00 AM to 02:45 PM - Peak 1 of 1

Peak Hour for Each Approach Begins at:

	11:45 AM					12:00 PM					12:00 PM					01:45 PM				
+0 mins.	2	173	1	1	177	11	3	8	0	22	13	200	2	0	215	1	2	1	0	4
+15 mins.	0	188	3	0	191	8	6	12	0	26	8	175	1	0	184	3	9	0	0	12
+30 mins.	0	206	7	0	213	4	4	9	0	17	10	179	4	0	193	0	3	0	0	3
+45 mins.	0	187	3	0	190	9	9	15	0	33	11	194	1	0	206	5	4	0	0	9
Total Volume	2	754	14	1	771	32	22	44	0	98	42	748	8	0	798	9	18	1	0	28
% App. Total	0.3	97.8	1.8	0.1		32.7	22.4	44.9	0		5.3	93.7	1	0		32.1	64.3	3.6	0	
PHF	.250	.915	.500	.250	.905	.727	.611	.733	.000	.742	.808	.935	.500	.000	.928	.450	.500	.250	.000	.583

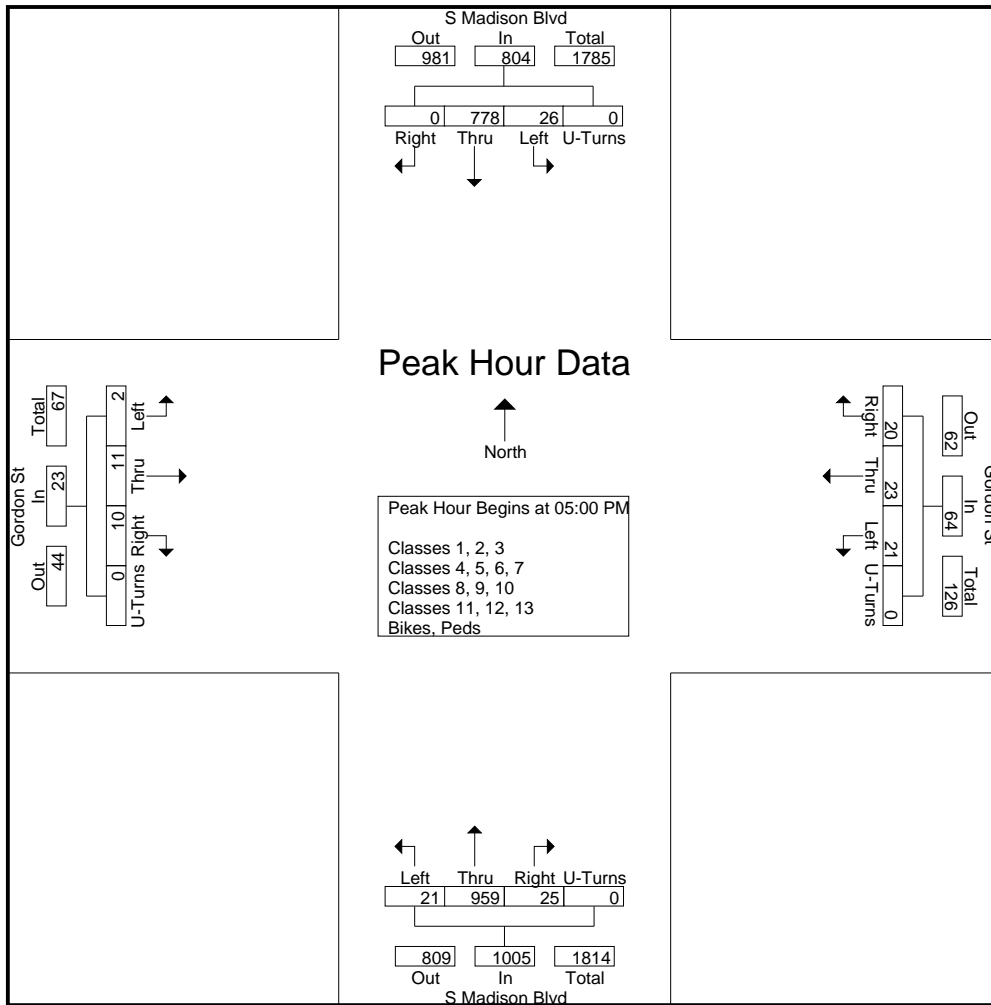


Quality Counts, LLC

920 Blairhill Rd, STE B106
Charlotte, NC 28217

File Name : 14473012 - S Madison Blvd & Gordon St
Site Code : 14473012
Start Date : 8/30/2017
Page No : 8

Start Time	S Madison Blvd Southbound					Gordon St Westbound					S Madison Blvd Northbound					Gordon St Eastbound					Int. Total
	Right	Thru	Left	Peds	App. Total	Right	Thru	Left	Peds	App. Total	Right	Thru	Left	Peds	App. Total	Right	Thru	Left	Peds	App. Total	
Peak Hour Analysis From 03:00 PM to 06:45 PM - Peak 1 of 1																					
Peak Hour for Entire Intersection Begins at 05:00 PM																					
05:00 PM	0	212	6	0	218	2	11	7	0	20	9	255	5	0	269	3	5	0	0	8	515
05:15 PM	0	189	7	0	196	7	5	6	0	18	9	223	6	0	238	3	4	2	0	9	461
05:30 PM	0	187	5	0	192	4	5	5	0	14	3	244	4	0	251	3	2	0	0	5	462
05:45 PM	0	190	8	0	198	7	2	3	0	12	4	237	6	0	247	1	0	0	0	1	458
Total Volume	0	778	26	0	804	20	23	21	0	64	25	959	21	0	1005	10	11	2	0	23	1896
% App. Total	0	96.8	3.2	0		31.2	35.9	32.8	0		2.5	95.4	2.1	0		43.5	47.8	8.7	0		
PHF	.000	.917	.813	.000	.922	.714	.523	.750	.000	.800	.694	.940	.875	.000	.934	.833	.550	.250	.000	.639	.920



Quality Counts, LLC

920 Blairhill Rd, STE B106
Charlotte, NC 28217

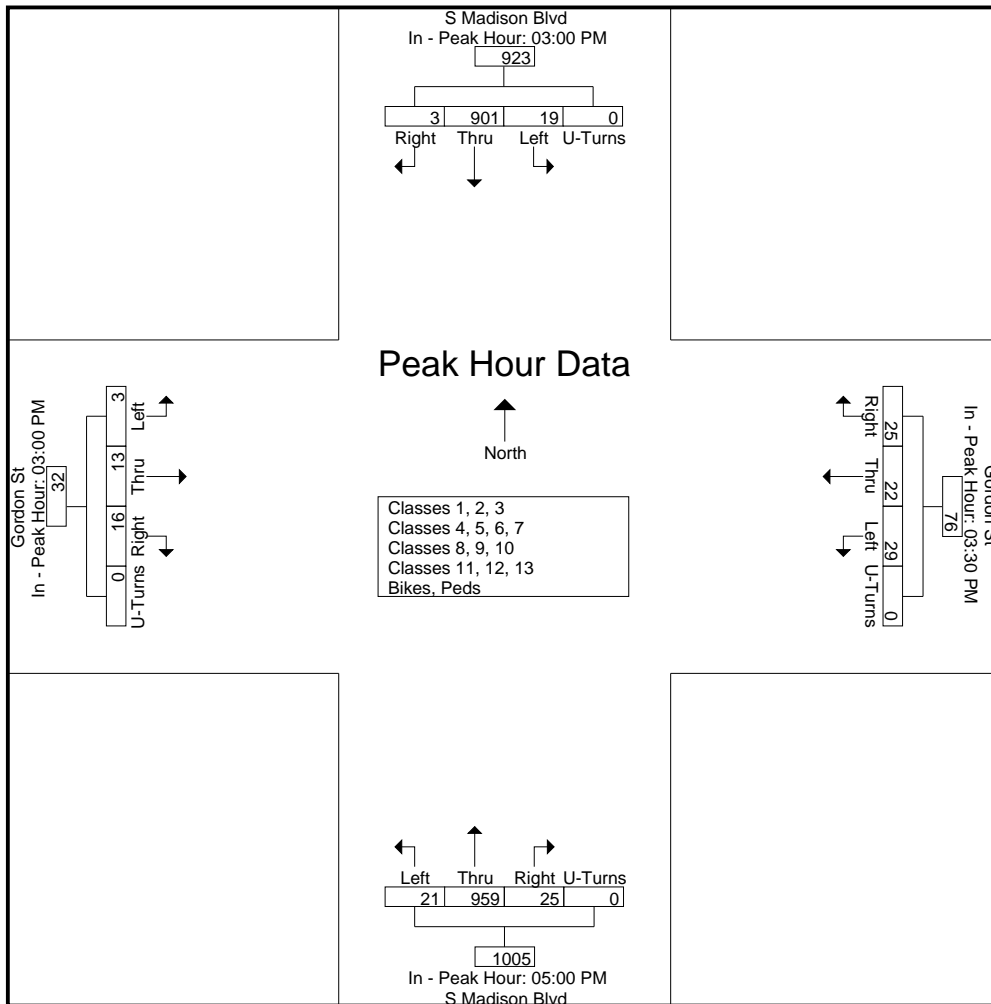
File Name : 14473012 - S Madison Blvd & Gordon St
Site Code : 14473012
Start Date : 8/30/2017
Page No : 9

Start Time	S Madison Blvd Southbound					Gordon St Westbound					S Madison Blvd Northbound					Gordon St Eastbound					Int. Total
	Rig ht	Thr u	Left	Ped s	App. Total	Rig ht	Thr u	Left	Ped s	App. Total	Right	Thr u	Left	Peds	App. Total	Right	Thr u	Left	Peds	App. Total	

Peak Hour Analysis From 03:00 PM to 06:45 PM - Peak 1 of 1

Peak Hour for Each Approach Begins at:

	03:00 PM					03:30 PM					05:00 PM					03:00 PM				
+0 mins.	0	274	1	0	275	6	5	8	0	19	9	255	5	0	269	2	7	1	0	10
+15 mins.	2	221	3	0	226	7	6	5	0	18	9	223	6	0	238	2	0	0	0	2
+30 mins.	0	224	8	0	232	2	6	8	0	16	3	244	4	0	251	4	4	2	0	10
+45 mins.	1	182	7	0	190	10	5	8	0	23	4	237	6	0	247	8	2	0	0	10
Total Volume	3	901	19	0	923	25	22	29	0	76	25	959	21	0	1005	16	13	3	0	32
% App. Total	0.3	97.6	2.1	0		32.9	28.9	38.2	0		2.5	95.4	2.1	0		50	40.6	9.4	0	
PHF	.375	.822	.594	.000	.839	.625	.917	.906	.000	.826	.694	.940	.875	.000	.934	.500	.464	.375	.000	.800



Quality Counts, LLC

920 Blairhill Rd, STE B106
Charlotte, NC 28217

File Name : 14473012 - S Madison Blvd & Gordon St

Site Code : 14473012

Start Date : 8/30/2017

Page No : 1

Groups Printed- Classes 1, 2, 3

Start Time	S Madison Blvd Southbound					Gordon St Westbound					S Madison Blvd Northbound					Gordon St Eastbound					Int. Total
	Right	Thru	Left	U-Turns	App. Total	Right	Thru	Left	U-Turns	App. Total	Right	Thru	Left	U-Turns	App. Total	Right	Thru	Left	U-Turns	App. Total	
06:00 AM	0	112	2	0	114	0	0	0	0	0	0	33	0	0	33	1	1	0	0	2	149
06:15 AM	0	135	3	0	138	1	0	0	0	1	2	47	1	0	50	3	0	0	0	3	192
06:30 AM	1	119	1	0	121	1	0	0	0	1	0	72	0	0	72	2	0	1	0	3	197
06:45 AM	1	123	2	0	126	2	0	0	0	2	4	104	1	0	109	3	0	0	1	4	241
Total	2	489	8	0	499	4	0	0	0	4	6	256	2	0	264	9	1	1	1	12	779
07:00 AM	2	129	2	0	133	0	0	1	0	1	6	120	0	0	126	0	1	0	0	1	261
07:15 AM	0	155	1	0	156	1	2	1	0	4	3	171	1	0	175	5	4	0	0	9	344
07:30 AM	0	154	2	0	156	3	5	4	0	12	8	246	3	0	257	4	9	0	0	13	438
07:45 AM	1	183	2	0	186	4	6	1	0	11	6	225	3	0	234	3	2	0	0	5	436
Total	3	621	7	0	631	8	13	7	0	28	23	762	7	0	792	12	16	0	0	28	1479
08:00 AM	1	177	3	0	181	3	3	2	0	8	5	179	2	0	186	1	3	0	0	4	379
08:15 AM	2	153	7	0	162	4	5	4	0	13	8	125	3	0	136	0	1	0	0	1	312
08:30 AM	2	114	1	0	117	3	0	1	0	4	2	137	3	0	142	5	2	0	0	7	270
08:45 AM	1	143	3	0	147	0	2	0	0	2	4	138	4	0	146	1	1	2	0	4	299
Total	6	587	14	0	607	10	10	7	0	27	19	579	12	0	610	7	7	2	0	16	1260
09:00 AM	0	118	2	0	120	2	1	4	0	7	5	132	4	0	141	1	3	1	0	5	273
09:15 AM	0	126	5	0	131	6	3	4	0	13	2	143	4	0	149	4	0	0	0	4	297
09:30 AM	2	128	1	0	131	7	2	1	0	10	8	116	5	0	129	3	1	0	0	4	274
09:45 AM	1	153	6	0	160	6	5	7	0	18	9	150	2	0	161	4	4	0	0	8	347
Total	3	525	14	0	542	21	11	16	0	48	24	541	15	0	580	12	8	1	0	21	1191
10:00 AM	0	143	6	0	149	8	4	8	0	20	6	128	1	0	135	2	3	0	0	5	309
10:15 AM	1	135	4	0	140	4	7	8	1	20	4	112	6	0	122	0	5	0	0	5	287
10:30 AM	0	138	3	0	141	3	4	4	0	11	4	143	2	0	149	4	0	0	0	4	305
10:45 AM	2	151	5	0	158	6	6	2	0	14	6	141	1	0	148	5	1	1	0	7	327
Total	3	567	18	0	588	21	21	22	1	65	20	524	10	0	554	11	9	1	0	21	1228
11:00 AM	0	165	4	0	169	10	2	8	0	20	5	136	1	0	142	1	2	0	0	3	334
11:15 AM	1	164	6	0	171	5	3	9	0	17	10	166	1	0	177	1	1	1	0	3	368
11:30 AM	0	165	6	0	171	4	4	4	0	12	9	155	2	0	166	1	2	2	0	5	354
11:45 AM	2	163	1	1	167	9	2	5	1	17	6	167	1	0	174	4	3	3	0	10	368
Total	3	657	17	1	678	28	11	26	1	66	30	624	5	0	659	7	8	6	0	21	1424
12:00 PM	0	180	3	0	183	11	3	8	0	22	13	191	2	0	206	2	3	0	0	5	416
12:15 PM	0	194	7	0	201	8	6	12	0	26	8	161	1	0	170	0	0	0	0	0	397
12:30 PM	0	180	3	0	183	4	4	9	0	17	10	172	4	0	186	2	1	0	0	3	389
12:45 PM	0	150	3	0	153	9	9	14	0	32	11	173	1	0	185	3	0	1	0	4	374
Total	0	704	16	0	720	32	22	43	0	97	42	697	8	0	747	7	4	1	0	12	1576
01:00 PM	0	172	6	0	178	12	4	5	0	21	4	170	1	0	175	2	3	0	0	5	379
01:15 PM	0	177	6	0	183	9	1	5	0	15	2	150	4	0	156	1	0	0	0	1	355
01:30 PM	2	147	2	0	151	8	5	7	0	20	4	164	5	0	173	2	0	0	0	2	346
01:45 PM	0	171	6	0	177	6	3	4	0	13	9	134	4	0	147	1	2	1	0	4	341
Total	2	667	20	0	689	35	13	21	0	69	19	618	14	0	651	6	5	1	0	12	1421
02:00 PM	0	178	4	0	182	6	2	6	1	15	9	154	3	0	166	3	9	0	0	12	375
02:15 PM	1	143	5	0	149	6	7	3	0	16	11	153	5	0	169	0	3	0	0	3	337
02:30 PM	0	159	7	0	166	4	6	7	0	17	10	161	4	0	175	5	4	0	0	9	367
02:45 PM	1	172	3	0	176	9	5	6	0	20	9	179	3	0	191	1	0	2	0	3	390
Total	2	652	19	0	673	25	20	22	1	68	39	647	15	0	701	9	16	2	0	27	1469
03:00 PM	0	254	1	0	255	3	6	7	0	16	8	193	0	0	201	2	7	1	0	10	482
03:15 PM	2	218	3	0	223	0	3	2	0	5	7	171	4	0	182	2	0	0	0	2	412
03:30 PM	0	222	8	0	230	6	5	8	0	19	6	190	3	0	199	4	4	2	0	10	458
03:45 PM	1	177	7	0	185	7	6	5	0	18	9	172	2	0	183	8	2	0	0	10	396
Total	3	871	19	0	893	16	20	22	0	58	30	726	9	0	765	16	13	3	0	32	1748

Quality Counts, LLC

920 Blairhill Rd, STE B106
Charlotte, NC 28217

File Name : 14473012 - S Madison Blvd & Gordon St

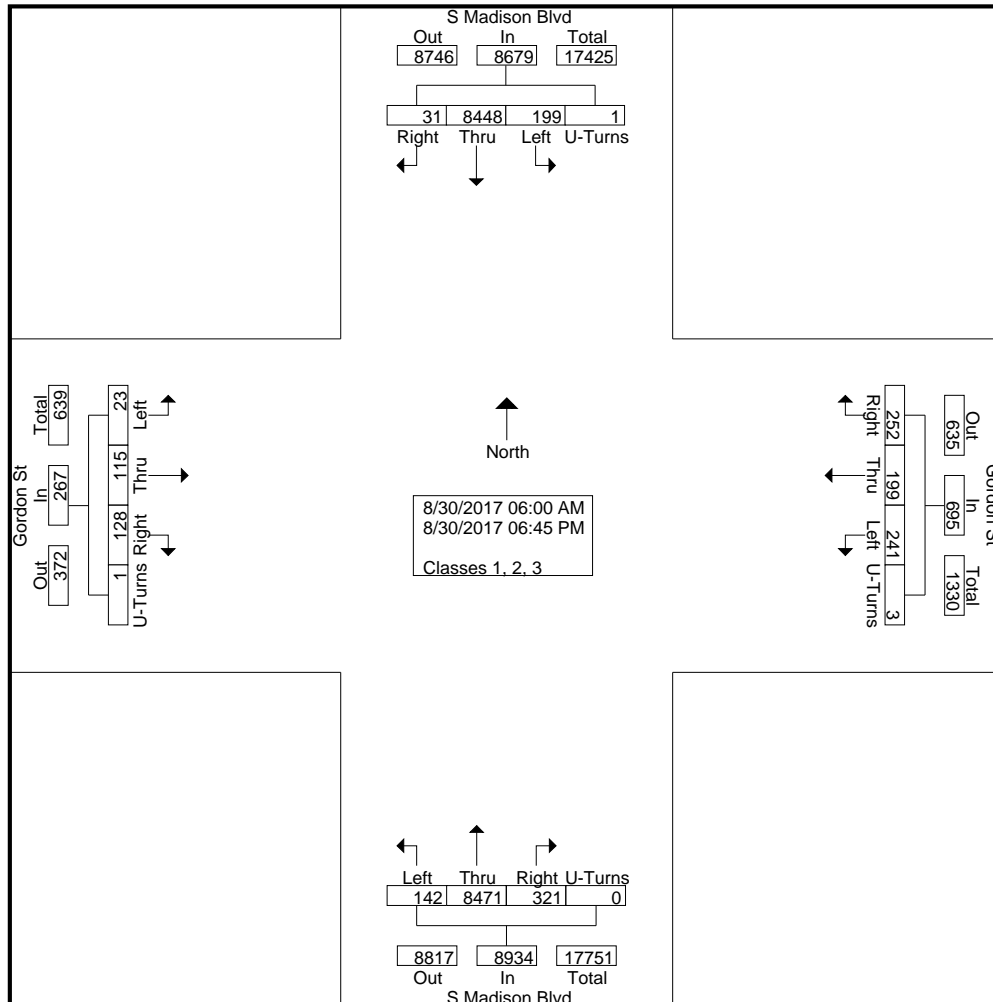
Site Code : 14473012

Start Date : 8/30/2017

Page No : 2

Groups Printed- Classes 1, 2, 3

Start Time	S Madison Blvd Southbound					Gordon St Westbound					S Madison Blvd Northbound					Gordon St Eastbound					Int. Total
	Right	Thru	Left	U-Turns	App. Total	Right	Thru	Left	U-Turns	App. Total	Right	Thru	Left	U-Turns	App. Total	Right	Thru	Left	U-Turns	App. Total	
04:00 PM	1	173	3	0	177	2	6	8	0	16	11	211	5	0	227	0	2	1	0	3	423
04:15 PM	0	173	4	0	177	10	5	8	0	23	10	224	2	0	236	1	4	1	0	6	442
04:30 PM	1	172	4	0	177	5	3	4	0	12	5	198	1	0	204	4	2	0	0	6	399
04:45 PM	0	176	1	0	177	4	4	4	0	12	7	195	5	0	207	6	1	0	0	7	403
Total	2	694	12	0	708	21	18	24	0	63	33	828	13	0	874	11	9	2	0	22	1667
05:00 PM	0	204	6	0	210	2	11	7	0	20	9	249	5	0	263	3	5	0	0	8	501
05:15 PM	0	184	7	0	191	7	5	6	0	18	8	217	6	0	231	3	4	2	0	9	449
05:30 PM	0	181	5	0	186	4	5	5	0	14	3	239	4	0	246	3	2	0	0	5	451
05:45 PM	0	186	8	0	194	7	2	3	0	12	4	232	6	0	242	1	0	0	0	1	449
Total	0	755	26	0	781	20	23	21	0	64	24	937	21	0	982	10	11	2	0	23	1850
06:00 PM	0	175	1	0	176	2	2	4	0	8	2	199	1	0	202	2	1	0	0	3	389
06:15 PM	1	166	0	0	167	5	3	3	0	11	2	180	5	0	187	4	2	0	0	6	371
06:30 PM	0	150	1	0	151	3	7	2	0	12	4	179	3	0	186	3	2	1	0	6	355
06:45 PM	1	168	7	0	176	1	5	1	0	7	4	174	2	0	180	2	3	0	0	5	368
Total	2	659	9	0	670	11	17	10	0	38	12	732	11	0	755	11	8	1	0	20	1483
Grand Total	31	8448	199	1	8679	252	199	241	3	695	321	8471	142	0	8934	128	115	23	1	267	18575
Apprch %	0.4	97.3	2.3	0		36.3	28.6	34.7	0.4		3.6	94.8	1.6	0		47.9	43.1	8.6	0.4		
Total %	0.2	45.5	1.1	0	46.7	1.4	1.1	1.3	0	3.7	1.7	45.6	0.8	0	48.1	0.7	0.6	0.1	0	1.4	

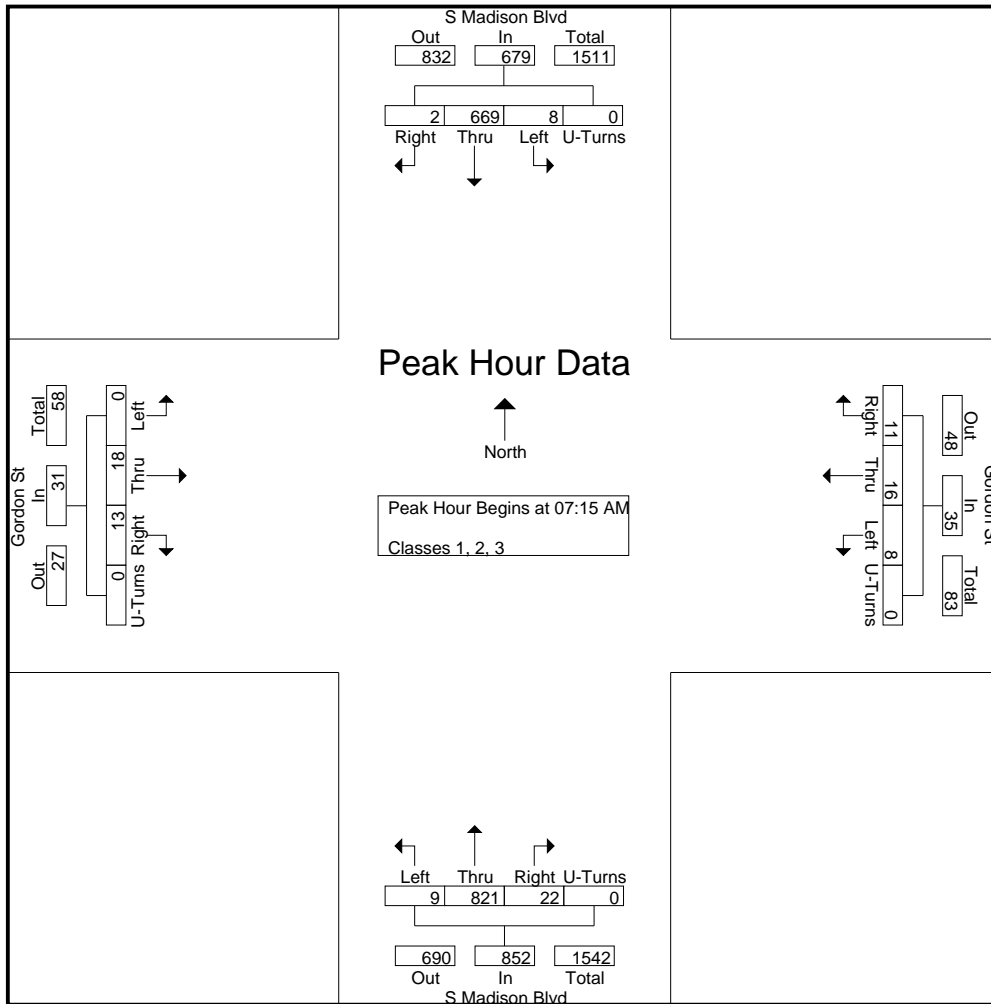


Quality Counts, LLC

920 Blairhill Rd, STE B106
Charlotte, NC 28217

File Name : 14473012 - S Madison Blvd & Gordon St
Site Code : 14473012
Start Date : 8/30/2017
Page No : 3

Start Time	S Madison Blvd Southbound					Gordon St Westbound					S Madison Blvd Northbound					Gordon St Eastbound					Int. Total
	Right	Thru	Left	U-Turns	App. Total	Right	Thru	Left	U-Turns	App. Total	Right	Thru	Left	U-Turns	App. Total	Right	Thru	Left	U-Turns	App. Total	
Peak Hour Analysis From 06:00 AM to 09:45 AM - Peak 1 of 1																					
Peak Hour for Entire Intersection Begins at 07:15 AM																					
07:15 AM	0	155	1	0	156	1	2	1	0	4	3	171	1	0	175	5	4	0	0	9	344
07:30 AM	0	154	2	0	156	3	5	4	0	12	8	246	3	0	257	4	9	0	0	13	438
07:45 AM	1	183	2	0	186	4	6	1	0	11	6	225	3	0	234	3	2	0	0	5	436
08:00 AM	1	177	3	0	181	3	3	2	0	8	5	179	2	0	186	1	3	0	0	4	379
Total Volume	2	669	8	0	679	11	16	8	0	35	22	821	9	0	852	13	18	0	0	31	1597
% App. Total	0.3	98.5	1.2	0		31.4	45.7	22.9	0		2.6	96.4	1.1	0		41.9	58.1	0	0		
PHF	.500	.914	.667	.000	.913	.688	.667	.500	.000	.729	.688	.834	.750	.000	.829	.650	.500	.000	.000	.596	.912



Quality Counts, LLC

920 Blairhill Rd, STE B106
Charlotte, NC 28217

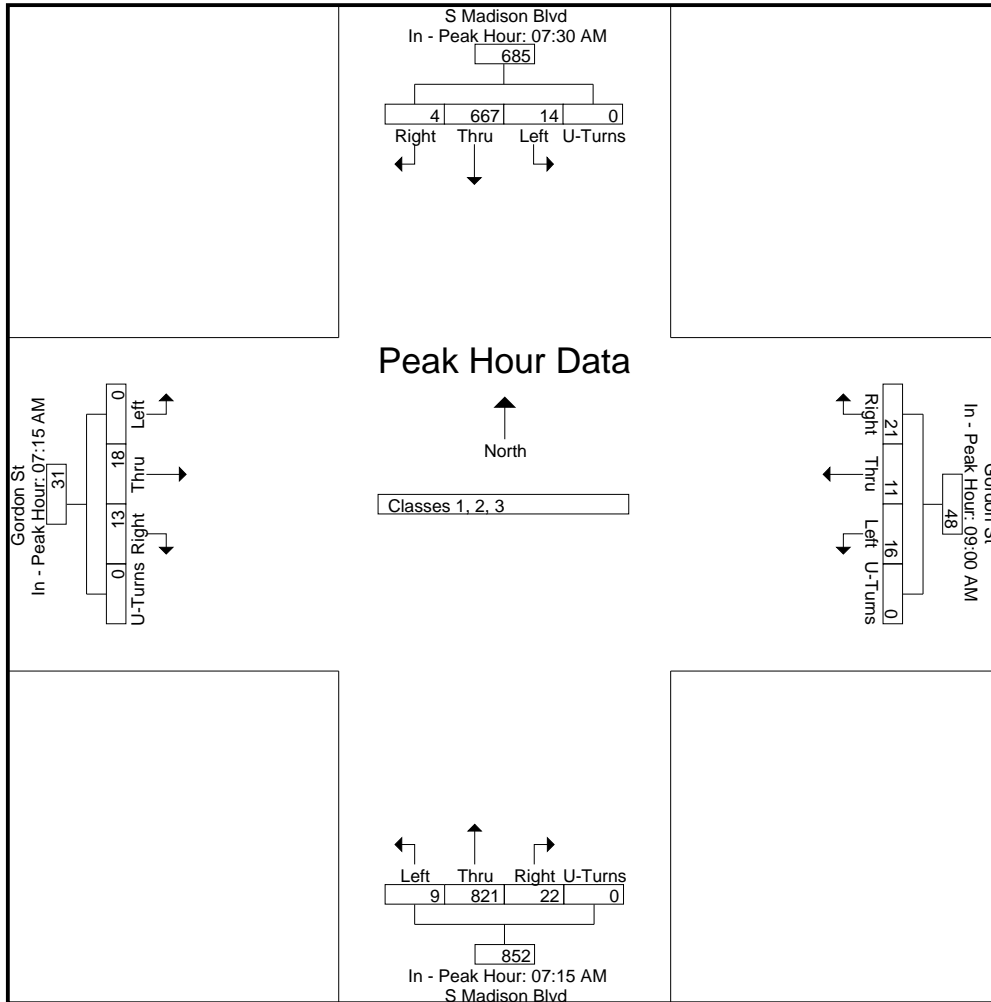
File Name : 14473012 - S Madison Blvd & Gordon St
Site Code : 14473012
Start Date : 8/30/2017
Page No : 4

Start Time	S Madison Blvd Southbound					Gordon St Westbound					S Madison Blvd Northbound					Gordon St Eastbound					Int. Total
	Right	Thru	Left	U-Turns	App. Total	Right	Thru	Left	U-Turns	App. Total	Right	Thru	Left	U-Turns	App. Total	Right	Thru	Left	U-Turns	App. Total	

Peak Hour Analysis From 06:00 AM to 09:45 AM - Peak 1 of 1

Peak Hour for Each Approach Begins at:

	07:30 AM					09:00 AM					07:15 AM					07:15 AM				
+0 mins.	0	154	2	0	156	2	1	4	0	7	3	171	1	0	175	5	4	0	0	9
+15 mins.	1	183	2	0	186	6	3	4	0	13	8	246	3	0	257	4	9	0	0	13
+30 mins.	1	177	3	0	181	7	2	1	0	10	6	225	3	0	234	3	2	0	0	5
+45 mins.	2	153	7	0	162	6	5	7	0	18	5	179	2	0	186	1	3	0	0	4
Total Volume	4	667	14	0	685	21	11	16	0	48	22	821	9	0	852	13	18	0	0	31
% App. Total	0.6	97.4	2	0		43.8	22.9	33.3	0		2.6	96.4	1.1	0		41.9	58.1	0	0	
PHF	.500	.911	.500	.000	.921	.750	.550	.571	.000	.667	.688	.834	.750	.000	.829	.650	.500	.000	.000	.596

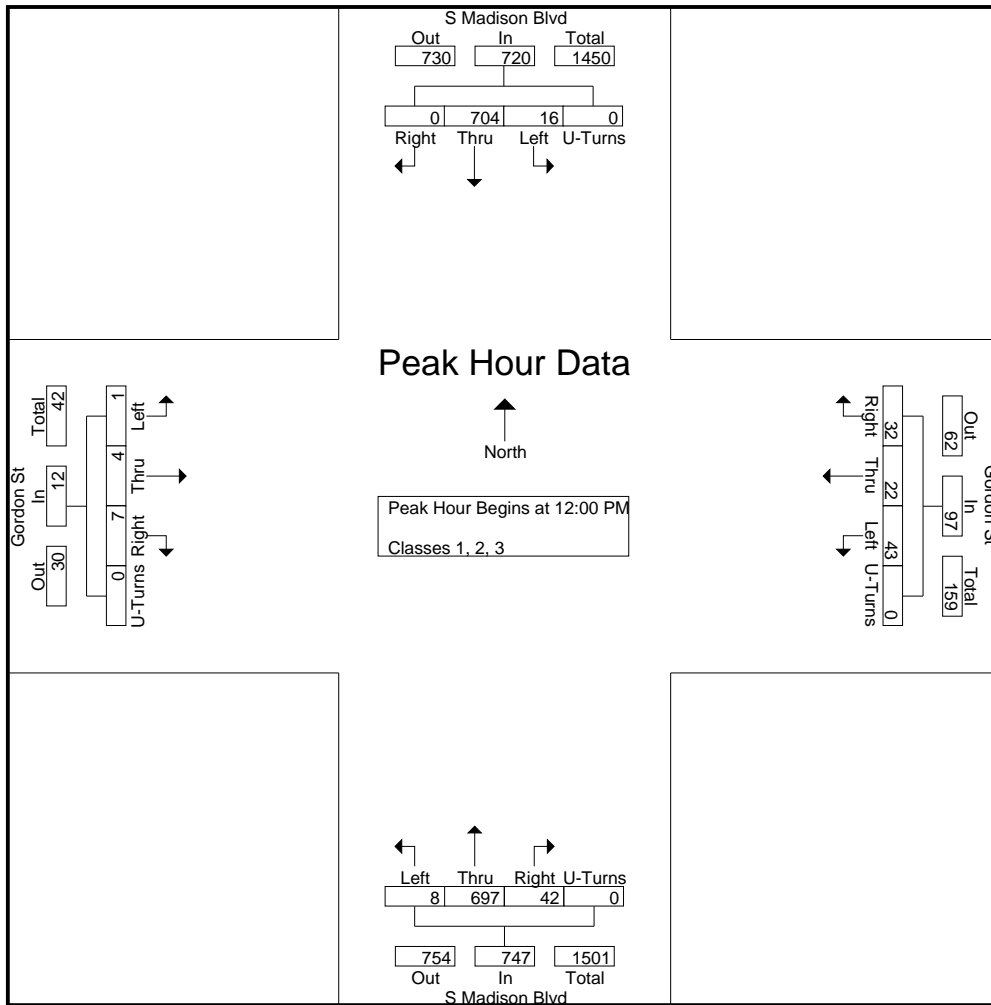


Quality Counts, LLC

920 Blairhill Rd, STE B106
Charlotte, NC 28217

File Name : 14473012 - S Madison Blvd & Gordon St
Site Code : 14473012
Start Date : 8/30/2017
Page No : 5

Start Time	S Madison Blvd Southbound					Gordon St Westbound					S Madison Blvd Northbound					Gordon St Eastbound					Int. Total
	Right	Thru	Left	U-Turns	App. Total	Right	Thru	Left	U-Turns	App. Total	Right	Thru	Left	U-Turns	App. Total	Right	Thru	Left	U-Turns	App. Total	
Peak Hour Analysis From 10:00 AM to 02:45 PM - Peak 1 of 1																					
Peak Hour for Entire Intersection Begins at 12:00 PM																					
12:00 PM	0	180	3	0	183	11	3	8	0	22	13	191	2	0	206	2	3	0	0	5	416
12:15 PM	0	194	7	0	201	8	6	12	0	26	8	161	1	0	170	0	0	0	0	0	397
12:30 PM	0	180	3	0	183	4	4	9	0	17	10	172	4	0	186	2	1	0	0	3	389
12:45 PM	0	150	3	0	153	9	9	14	0	32	11	173	1	0	185	3	0	1	0	4	374
Total Volume	0	704	16	0	720	32	22	43	0	97	42	697	8	0	747	7	4	1	0	12	1576
% App. Total	0	97.8	2.2	0		33	22.7	44.3	0		5.6	93.3	1.1	0		58.3	33.3	8.3	0		
PHF	.000	.907	.571	.000	.896	.727	.611	.768	.000	.758	.808	.912	.500	.000	.907	.583	.333	.250	.000	.600	.947



Quality Counts, LLC

920 Blairhill Rd, STE B106
Charlotte, NC 28217

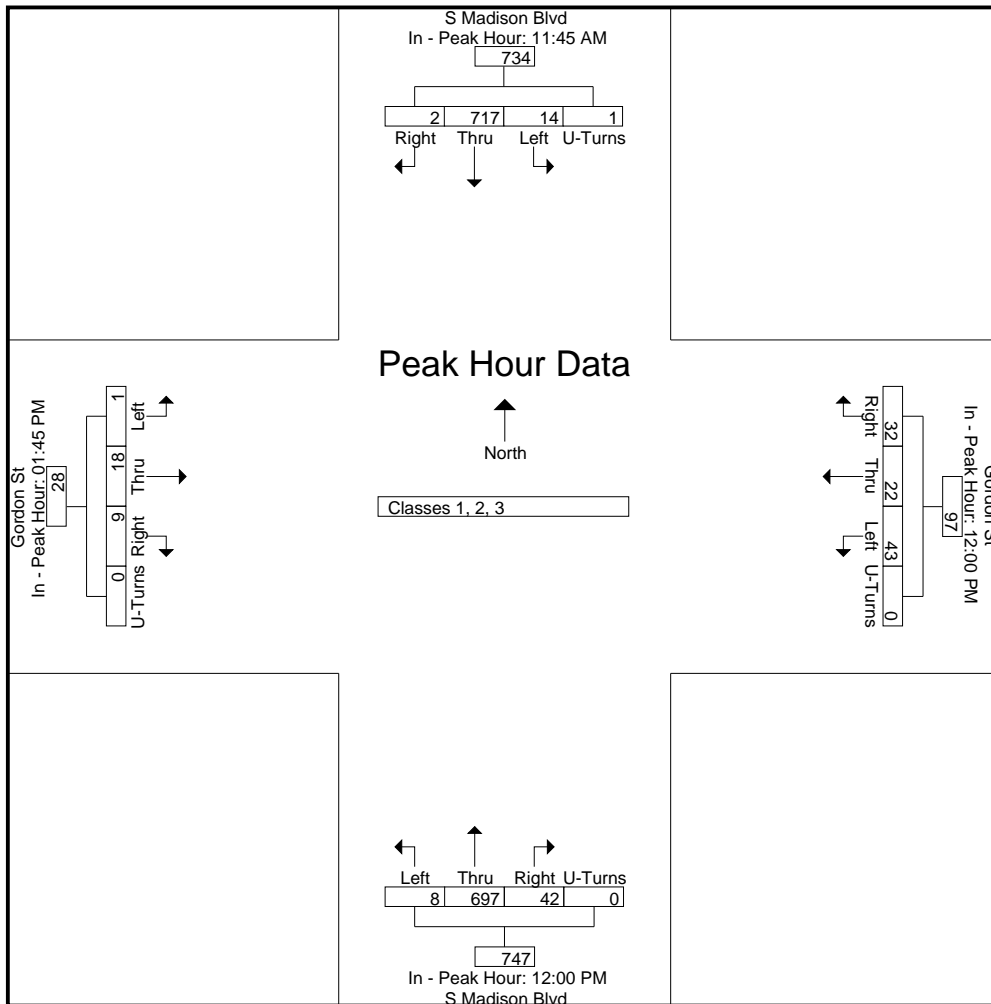
File Name : 14473012 - S Madison Blvd & Gordon St
Site Code : 14473012
Start Date : 8/30/2017
Page No : 6

Start Time	S Madison Blvd Southbound					Gordon St Westbound					S Madison Blvd Northbound					Gordon St Eastbound					Int. Total
	Right	Thru	Left	U-Turns	App. Total	Right	Thru	Left	U-Turns	App. Total	Right	Thru	Left	U-Turns	App. Total	Right	Thru	Left	U-Turns	App. Total	

Peak Hour Analysis From 10:00 AM to 02:45 PM - Peak 1 of 1

Peak Hour for Each Approach Begins at:

	11:45 AM					12:00 PM					12:00 PM					01:45 PM				
+0 mins.	2	163	1	1	167	11	3	8	0	22	13	191	2	0	206	1	2	1	0	4
+15 mins.	0	180	3	0	183	8	6	12	0	26	8	161	1	0	170	3	9	0	0	12
+30 mins.	0	194	7	0	201	4	4	9	0	17	10	172	4	0	186	0	3	0	0	3
+45 mins.	0	180	3	0	183	9	9	14	0	32	11	173	1	0	185	5	4	0	0	9
Total Volume	2	717	14	1	734	32	22	43	0	97	42	697	8	0	747	9	18	1	0	28
% App. Total	0.3	97.7	1.9	0.1		33	22.7	44.3	0		5.6	93.3	1.1	0		32.1	64.3	3.6	0	
PHF	.250	.924	.500	.250	.913	.727	.611	.768	.000	.758	.808	.912	.500	.000	.907	.450	.500	.250	.000	.583

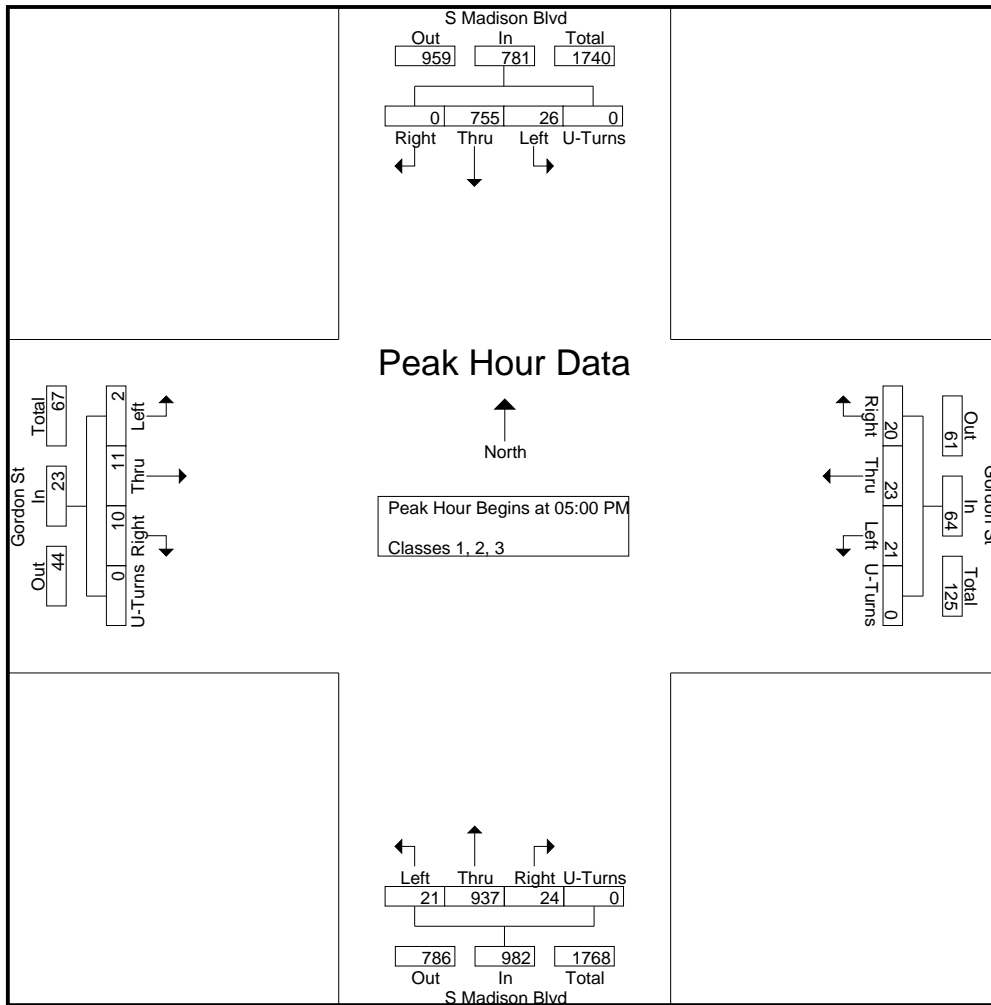


Quality Counts, LLC

920 Blairhill Rd, STE B106
Charlotte, NC 28217

File Name : 14473012 - S Madison Blvd & Gordon St
Site Code : 14473012
Start Date : 8/30/2017
Page No : 7

Start Time	S Madison Blvd Southbound					Gordon St Westbound					S Madison Blvd Northbound					Gordon St Eastbound					Int. Total
	Right	Thru	Left	U-Turns	App. Total	Right	Thru	Left	U-Turns	App. Total	Right	Thru	Left	U-Turns	App. Total	Right	Thru	Left	U-Turns	App. Total	
Peak Hour Analysis From 03:00 PM to 06:45 PM - Peak 1 of 1																					
Peak Hour for Entire Intersection Begins at 05:00 PM																					
05:00 PM	0	204	6	0	210	2	11	7	0	20	9	249	5	0	263	3	5	0	0	8	501
05:15 PM	0	184	7	0	191	7	5	6	0	18	8	217	6	0	231	3	4	2	0	9	449
05:30 PM	0	181	5	0	186	4	5	5	0	14	3	239	4	0	246	3	2	0	0	5	451
05:45 PM	0	186	8	0	194	7	2	3	0	12	4	232	6	0	242	1	0	0	0	1	449
Total Volume	0	755	26	0	781	20	23	21	0	64	24	937	21	0	982	10	11	2	0	23	1850
% App. Total	0	96.7	3.3	0		31.2	35.9	32.8	0		2.4	95.4	2.1	0		43.5	47.8	8.7	0		
PHF	.000	.925	.813	.000	.930	.714	.523	.750	.000	.800	.667	.941	.875	.000	.933	.833	.550	.250	.000	.639	.923



Quality Counts, LLC

920 Blairhill Rd, STE B106
Charlotte, NC 28217

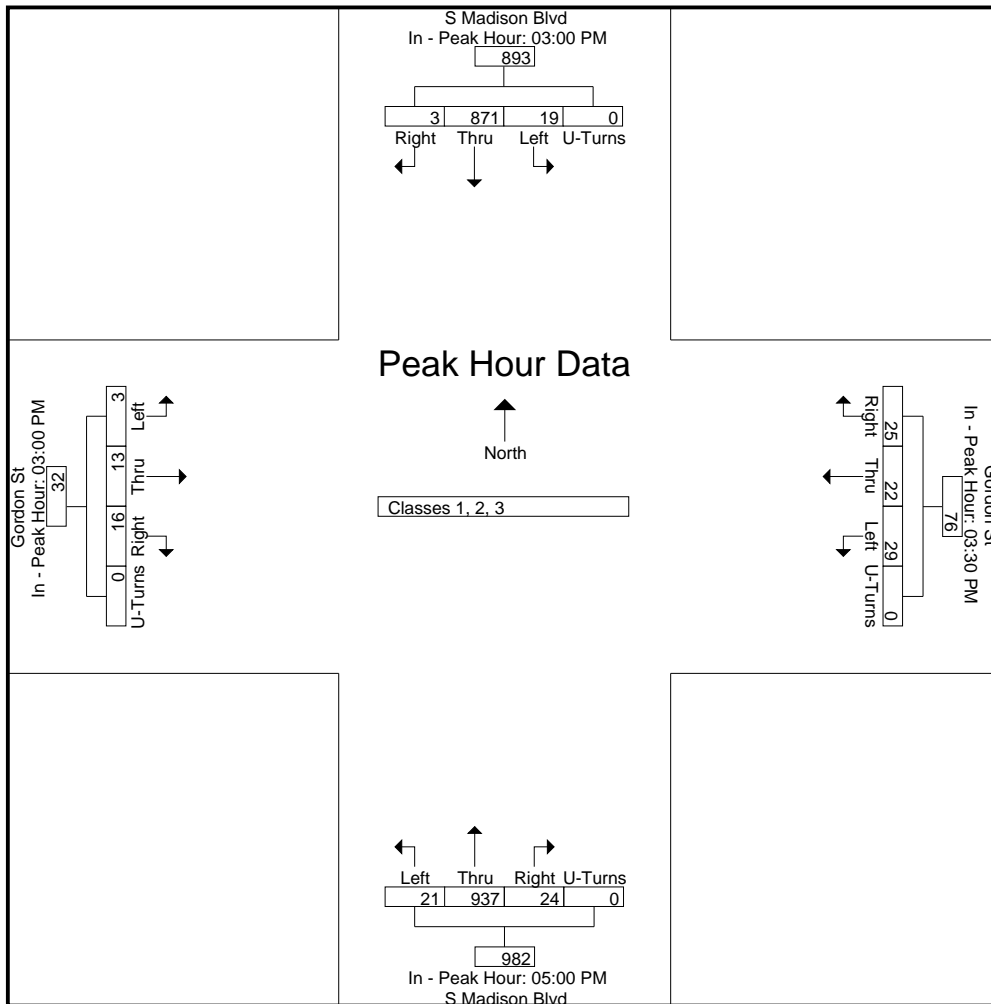
File Name : 14473012 - S Madison Blvd & Gordon St
Site Code : 14473012
Start Date : 8/30/2017
Page No : 8

Start Time	S Madison Blvd Southbound					Gordon St Westbound					S Madison Blvd Northbound					Gordon St Eastbound					Int. Total
	Right	Thru	Left	U-Turns	App. Total	Right	Thru	Left	U-Turns	App. Total	Right	Thru	Left	U-Turns	App. Total	Right	Thru	Left	U-Turns	App. Total	

Peak Hour Analysis From 03:00 PM to 06:45 PM - Peak 1 of 1

Peak Hour for Each Approach Begins at:

	03:00 PM					03:30 PM					05:00 PM					03:00 PM				
+0 mins.	0	254	1	0	255	6	5	8	0	19	9	249	5	0	263	2	7	1	0	10
+15 mins.	2	218	3	0	223	7	6	5	0	18	8	217	6	0	231	2	0	0	0	2
+30 mins.	0	222	8	0	230	2	6	8	0	16	3	239	4	0	246	4	4	2	0	10
+45 mins.	1	177	7	0	185	10	5	8	0	23	4	232	6	0	242	8	2	0	0	10
Total Volume	3	871	19	0	893	25	22	29	0	76	24	937	21	0	982	16	13	3	0	32
% App. Total	0.3	97.5	2.1	0		32.9	28.9	38.2	0		2.4	95.4	2.1	0		50	40.6	9.4	0	
PHF	.375	.857	.594	.000	.875	.625	.917	.906	.000	.826	.667	.941	.875	.000	.933	.500	.464	.375	.000	.800



Quality Counts, LLC

920 Blairhill Rd, STE B106
Charlotte, NC 28217

File Name : 14473012 - S Madison Blvd & Gordon St

Site Code : 14473012

Start Date : 8/30/2017

Page No : 1

Groups Printed- Classes 4, 5, 6, 7

Start Time	S Madison Blvd Southbound					Gordon St Westbound					S Madison Blvd Northbound					Gordon St Eastbound					Int. Total
	Right	Thru	Left	U-Turns	App. Total	Right	Thru	Left	U-Turns	App. Total	Right	Thru	Left	U-Turns	App. Total	Right	Thru	Left	U-Turns	App. Total	
06:00 AM	0	2	0	0	2	0	0	0	0	0	0	2	0	0	2	0	0	0	0	0	4
06:15 AM	0	3	0	0	3	0	0	0	0	0	0	2	0	0	2	0	0	0	0	0	5
06:30 AM	0	4	0	0	4	0	0	0	0	0	0	3	0	0	3	0	0	0	0	0	7
06:45 AM	0	2	0	0	2	1	0	0	0	1	0	2	0	0	2	0	0	0	0	0	5
Total	0	11	0	0	11	1	0	0	0	1	0	9	0	0	9	0	0	0	0	0	21
07:00 AM	0	3	0	0	3	0	0	0	0	0	0	3	0	0	3	0	0	0	0	0	6
07:15 AM	0	5	0	0	5	0	0	0	0	0	0	7	0	0	7	0	0	0	0	0	12
07:30 AM	0	6	0	0	6	0	0	0	0	0	0	11	0	0	11	0	0	0	0	0	17
07:45 AM	0	10	0	0	10	0	0	0	0	0	0	14	0	0	14	0	0	0	0	0	24
Total	0	24	0	0	24	0	0	0	0	0	0	35	0	0	35	0	0	0	0	0	59
08:00 AM	0	8	0	0	8	0	0	0	0	0	1	7	0	0	8	0	0	0	0	0	16
08:15 AM	0	5	0	0	5	0	0	2	0	2	0	2	0	0	2	0	0	0	0	0	9
08:30 AM	0	6	0	0	6	0	0	0	0	0	0	8	0	0	8	0	2	0	0	2	16
08:45 AM	0	4	0	0	4	1	0	0	0	1	0	4	0	0	4	0	0	0	0	0	9
Total	0	23	0	0	23	1	0	2	0	3	1	21	0	0	22	0	2	0	0	2	50
09:00 AM	0	3	0	0	3	0	1	0	0	1	0	5	0	0	5	0	0	0	0	0	9
09:15 AM	0	6	0	0	6	0	0	0	0	0	0	8	0	0	8	0	0	0	0	0	14
09:30 AM	0	4	0	0	4	0	0	0	0	0	0	6	0	0	6	0	0	0	0	0	10
09:45 AM	0	2	0	0	2	0	0	0	0	0	1	6	0	0	7	0	0	0	0	0	9
Total	0	15	0	0	15	0	1	0	0	1	1	25	0	0	26	0	0	0	0	0	42
10:00 AM	0	4	0	0	4	0	0	0	0	0	0	6	0	0	6	0	0	0	0	0	10
10:15 AM	0	8	1	0	9	0	1	0	0	1	0	4	0	0	4	0	1	0	0	1	15
10:30 AM	0	3	0	0	3	0	0	0	0	0	0	5	0	0	5	0	0	0	0	0	8
10:45 AM	1	9	0	0	10	0	0	0	0	0	0	0	0	0	0	0	0	0	0	0	10
Total	1	24	1	0	26	0	1	0	0	1	0	15	0	0	15	0	1	0	0	1	43
11:00 AM	0	5	0	0	5	0	0	0	0	0	0	0	0	0	0	0	0	0	0	0	5
11:15 AM	0	7	0	0	7	0	0	0	0	0	1	7	0	0	8	0	1	0	0	1	16
11:30 AM	1	2	0	0	3	0	0	2	0	2	0	6	0	0	6	0	0	0	0	0	11
11:45 AM	0	7	0	0	7	0	0	0	0	0	0	1	0	0	1	0	0	0	0	0	8
Total	1	21	0	0	22	0	0	2	0	2	1	14	0	0	15	0	1	0	0	1	40
12:00 PM	0	6	0	0	6	0	0	0	0	0	0	5	0	0	5	0	0	0	0	0	11
12:15 PM	0	10	0	0	10	0	0	0	0	0	0	6	0	0	6	0	0	0	0	0	16
12:30 PM	0	3	0	0	3	0	0	0	0	0	0	3	0	0	3	0	0	0	0	0	6
12:45 PM	0	3	0	0	3	0	0	1	0	1	0	12	0	0	12	0	0	0	0	0	16
Total	0	22	0	0	22	0	0	1	0	1	0	26	0	0	26	0	0	0	0	0	49
01:00 PM	0	9	0	0	9	0	0	0	0	0	1	6	0	0	7	0	0	0	0	0	16
01:15 PM	0	5	0	0	5	0	0	0	0	0	0	2	0	0	2	0	0	0	0	0	7
01:30 PM	0	3	0	0	3	0	0	0	0	0	0	1	0	0	1	0	0	0	0	0	4
01:45 PM	0	3	0	0	3	0	1	0	0	1	0	5	0	0	5	0	0	0	0	0	9
Total	0	20	0	0	20	0	1	0	0	1	1	14	0	0	15	0	0	0	0	0	36
02:00 PM	0	8	0	0	8	0	0	0	0	0	0	2	0	0	2	0	0	0	0	0	10
02:15 PM	0	5	0	0	5	0	0	0	0	0	0	3	0	0	3	0	0	0	0	0	8
02:30 PM	0	7	0	0	7	0	0	1	0	1	0	8	0	0	8	0	0	0	0	0	16
02:45 PM	0	16	0	0	16	0	0	0	0	0	0	8	0	0	8	0	0	0	0	0	24
Total	0	36	0	0	36	0	0	1	0	1	0	21	0	0	21	0	0	0	0	0	58
03:00 PM	0	16	0	0	16	0	0	0	0	0	0	6	0	0	6	0	0	0	0	0	22
03:15 PM	0	3	0	0	3	0	0	0	0	0	0	5	0	0	5	0	0	0	0	0	8
03:30 PM	0	0	0	0	0	0	0	0	0	0	0	3	0	0	3	0	0	0	0	0	3
03:45 PM	0	2	0	0	2	0	0	0	0	0	0	9	0	0	9	0	0	0	0	0	11
Total	0	21	0	0	21	0	0	0	0	0	0	23	0	0	23	0	0	0	0	0	44

Quality Counts, LLC

920 Blairhill Rd, STE B106
Charlotte, NC 28217

File Name : 14473012 - S Madison Blvd & Gordon St

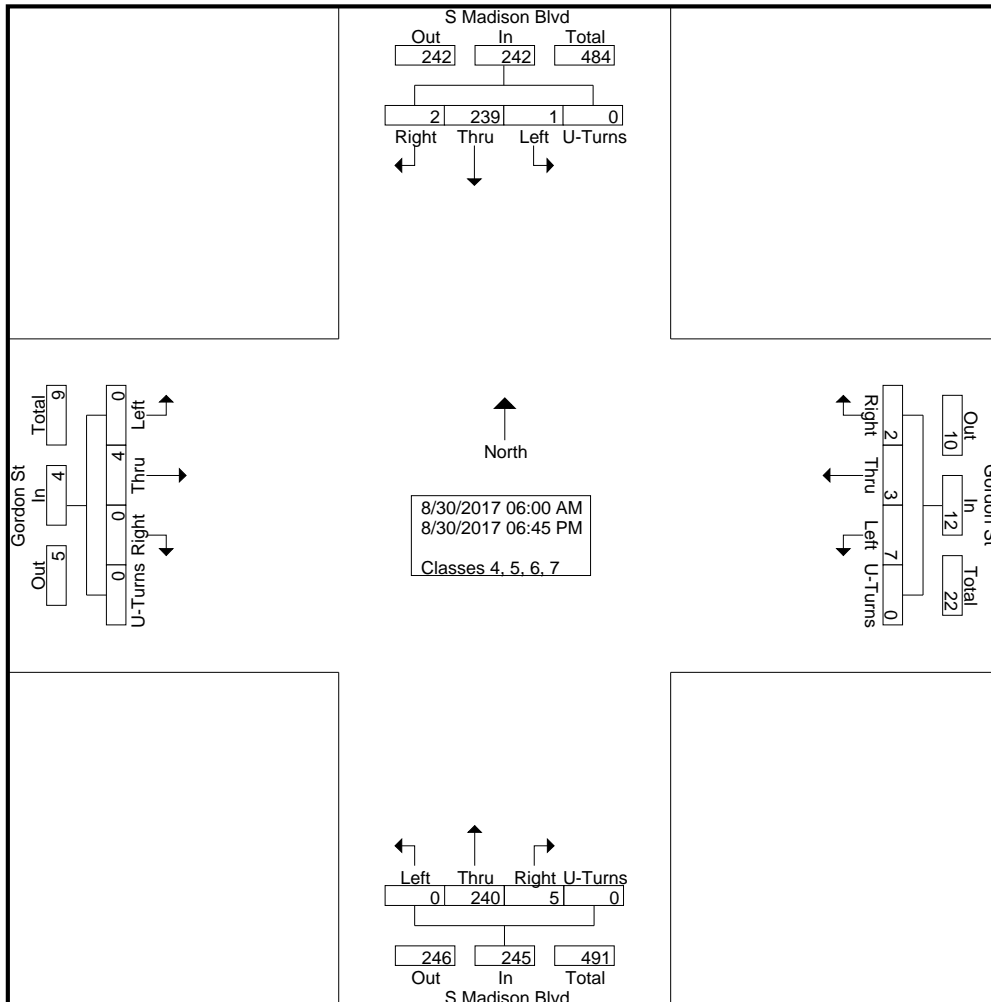
Site Code : 14473012

Start Date : 8/30/2017

Page No : 2

Groups Printed- Classes 4, 5, 6, 7

Start Time	S Madison Blvd Southbound					Gordon St Westbound					S Madison Blvd Northbound					Gordon St Eastbound					Int. Total
	Right	Thru	Left	U-Turns	App. Total	Right	Thru	Left	U-Turns	App. Total	Right	Thru	Left	U-Turns	App. Total	Right	Thru	Left	U-Turns	App. Total	
04:00 PM	0	2	0	0	2	0	0	0	0	0	0	7	0	0	7	0	0	0	0	0	9
04:15 PM	0	3	0	0	3	0	0	0	0	0	0	9	0	0	9	0	0	0	0	0	12
04:30 PM	0	1	0	0	1	0	0	0	0	0	0	4	0	0	4	0	0	0	0	0	5
04:45 PM	0	3	0	0	3	0	0	1	0	1	0	5	0	0	5	0	0	0	0	0	9
Total	0	9	0	0	9	0	0	1	0	1	0	25	0	0	25	0	0	0	0	0	35
05:00 PM	0	2	0	0	2	0	0	0	0	0	0	2	0	0	2	0	0	0	0	0	4
05:15 PM	0	1	0	0	1	0	0	0	0	0	1	2	0	0	3	0	0	0	0	0	4
05:30 PM	0	2	0	0	2	0	0	0	0	0	0	3	0	0	3	0	0	0	0	0	5
05:45 PM	0	3	0	0	3	0	0	0	0	0	0	2	0	0	2	0	0	0	0	0	5
Total	0	8	0	0	8	0	0	0	0	0	1	9	0	0	10	0	0	0	0	0	18
06:00 PM	0	1	0	0	1	0	0	0	0	0	0	1	0	0	1	0	0	0	0	0	2
06:15 PM	0	2	0	0	2	0	0	0	0	0	0	1	0	0	1	0	0	0	0	0	3
06:30 PM	0	1	0	0	1	0	0	0	0	0	0	1	0	0	1	0	0	0	0	0	2
06:45 PM	0	1	0	0	1	0	0	0	0	0	0	0	0	0	0	0	0	0	0	0	1
Total	0	5	0	0	5	0	0	0	0	0	0	3	0	0	3	0	0	0	0	0	8
Grand Total	2	239	1	0	242	2	3	7	0	12	5	240	0	0	245	0	4	0	0	4	503
Apprch %	0.8	98.8	0.4	0		16.7	25	58.3	0		2	98	0	0		0	100	0	0		
Total %	0.4	47.5	0.2	0	48.1	0.4	0.6	1.4	0	2.4	1	47.7	0	0	48.7	0	0.8	0	0	0.8	

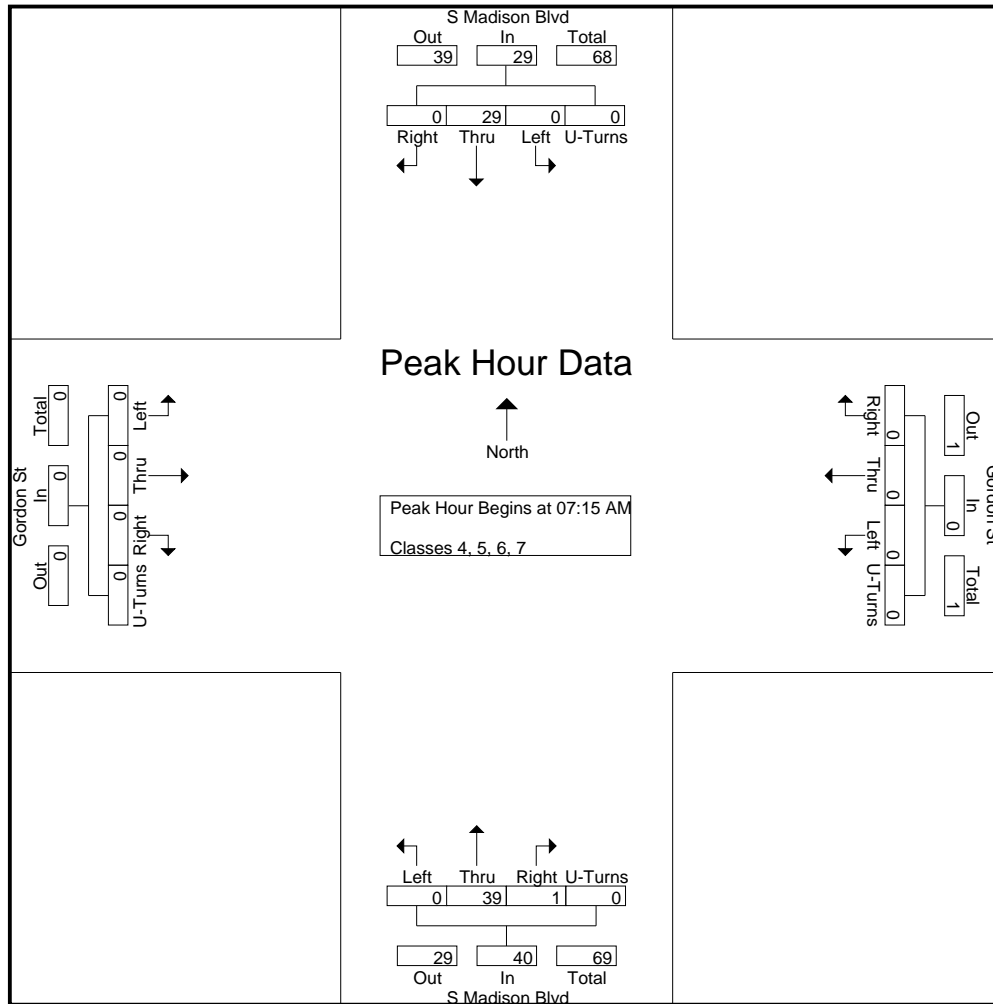


Quality Counts, LLC

920 Blairhill Rd, STE B106
Charlotte, NC 28217

File Name : 14473012 - S Madison Blvd & Gordon St
Site Code : 14473012
Start Date : 8/30/2017
Page No : 3

Start Time	S Madison Blvd Southbound					Gordon St Westbound					S Madison Blvd Northbound					Gordon St Eastbound					Int. Total
	Right	Thru	Left	U-Turns	App. Total	Right	Thru	Left	U-Turns	App. Total	Right	Thru	Left	U-Turns	App. Total	Right	Thru	Left	U-Turns	App. Total	
Peak Hour Analysis From 06:00 AM to 09:45 AM - Peak 1 of 1																					
Peak Hour for Entire Intersection Begins at 07:15 AM																					
07:15 AM	0	5	0	0	5	0	0	0	0	0	0	7	0	0	7	0	0	0	0	0	12
07:30 AM	0	6	0	0	6	0	0	0	0	0	0	11	0	0	11	0	0	0	0	0	17
07:45 AM	0	10	0	0	10	0	0	0	0	0	0	14	0	0	14	0	0	0	0	0	24
08:00 AM	0	8	0	0	8	0	0	0	0	0	1	7	0	0	8	0	0	0	0	0	16
Total Volume	0	29	0	0	29	0	0	0	0	0	1	39	0	0	40	0	0	0	0	0	69
% App. Total	0	100	0	0		0	0	0	0		2.5	97.5	0	0		0	0	0	0		
PHF	.000	.725	.000	.000	.725	.000	.000	.000	.000	.000	.250	.696	.000	.000	.714	.000	.000	.000	.000	.000	.719

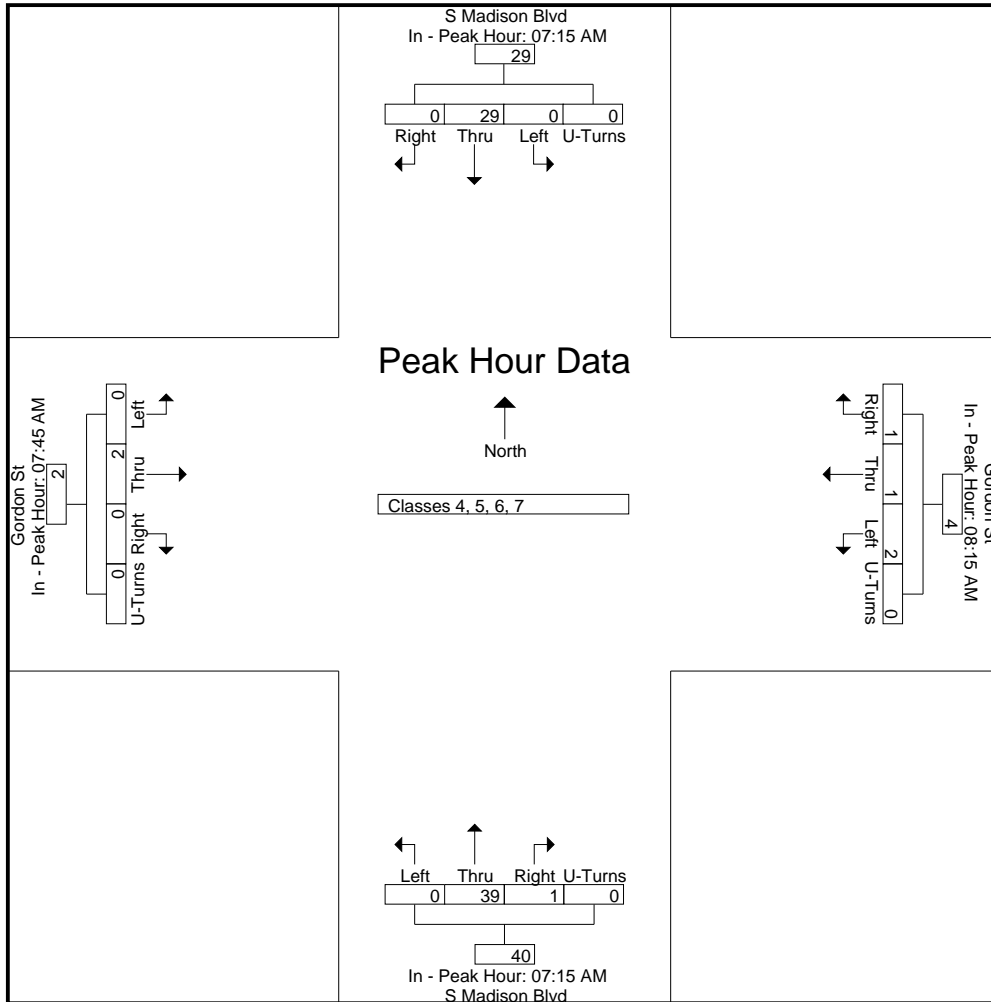


Quality Counts, LLC

920 Blairhill Rd, STE B106
Charlotte, NC 28217

File Name : 14473012 - S Madison Blvd & Gordon St
Site Code : 14473012
Start Date : 8/30/2017
Page No : 4

Start Time	S Madison Blvd Southbound					Gordon St Westbound					S Madison Blvd Northbound					Gordon St Eastbound					Int. Total
	Right	Thru	Left	U-Turns	App. Total	Right	Thru	Left	U-Turns	App. Total	Right	Thru	Left	U-Turns	App. Total	Right	Thru	Left	U-Turns	App. Total	
Peak Hour Analysis From 06:00 AM to 09:45 AM - Peak 1 of 1																					
Peak Hour for Each Approach Begins at:																					
	07:15 AM					08:15 AM					07:15 AM					07:45 AM					
+0 mins.	0	5	0	0	5	0	0	2	0	2	0	7	0	0	7	0	0	0	0	0	0
+15 mins.	0	6	0	0	6	0	0	0	0	0	0	11	0	0	11	0	0	0	0	0	0
+30 mins.	0	10	0	0	10	1	0	0	0	1	0	14	0	0	14	0	0	0	0	0	0
+45 mins.	0	8	0	0	8	0	1	0	0	1	1	7	0	0	8	0	2	0	0	2	2
Total Volume	0	29	0	0	29	1	1	2	0	4	1	39	0	0	40	0	2	0	0	2	2
% App. Total	0	100	0	0		25	25	50	0		2.5	97.5	0	0		0	100	0	0		
PHF	.000	.725	.000	.000	.725	.250	.250	.250	.000	.500	.250	.696	.000	.000	.714	.000	.250	.000	.000	.250	



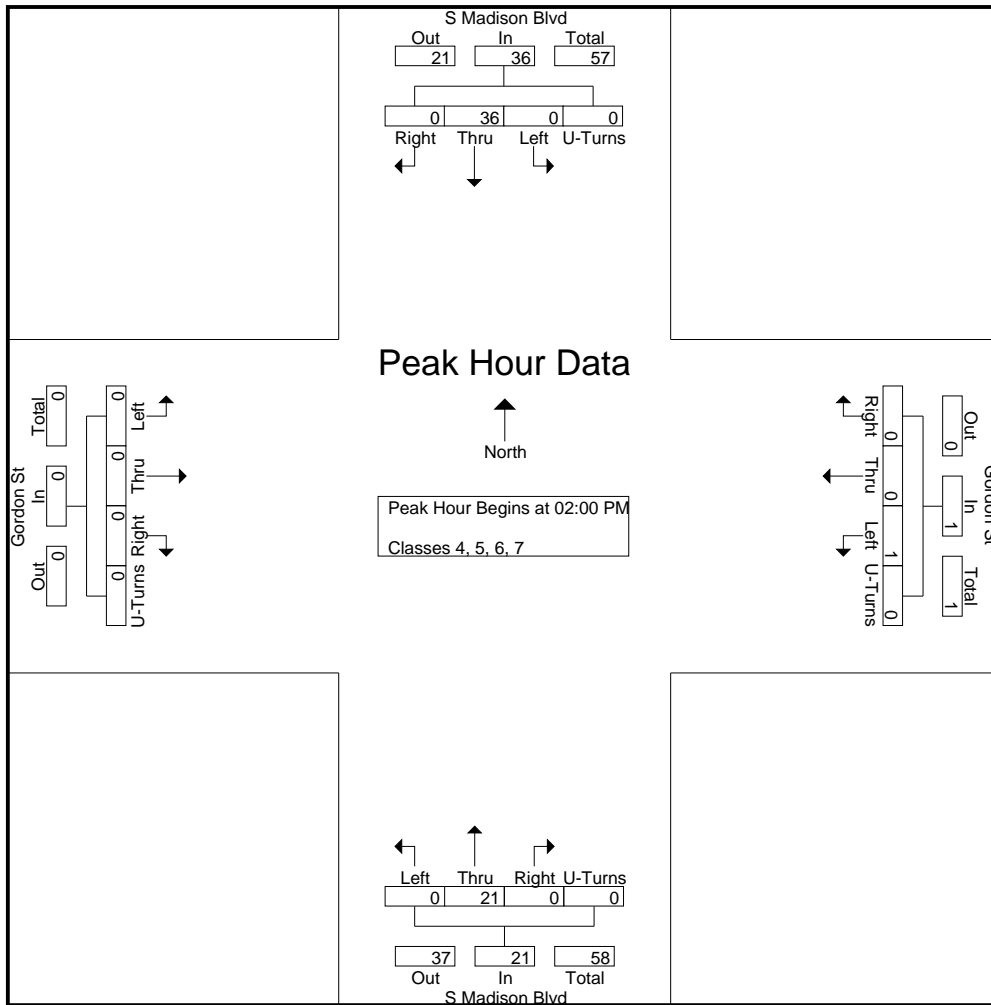
Quality Counts, LLC

920 Blairhill Rd, STE B106
Charlotte, NC 28217

File Name : 14473012 - S Madison Blvd & Gordon St
Site Code : 14473012
Start Date : 8/30/2017
Page No : 5

Start Time	S Madison Blvd Southbound					Gordon St Westbound					S Madison Blvd Northbound					Gordon St Eastbound					Int. Total
	Right	Thru	Left	U-Turns	App. Total	Right	Thru	Left	U-Turns	App. Total	Right	Thru	Left	U-Turns	App. Total	Right	Thru	Left	U-Turns	App. Total	
02:00 PM	0	8	0	0	8	0	0	0	0	0	0	2	0	0	2	0	0	0	0	0	10
02:15 PM	0	5	0	0	5	0	0	0	0	0	0	3	0	0	3	0	0	0	0	0	8
02:30 PM	0	7	0	0	7	0	0	1	0	1	0	8	0	0	8	0	0	0	0	0	16
02:45 PM	0	16	0	0	16	0	0	0	0	0	0	8	0	0	8	0	0	0	0	0	24
Total Volume	0	36	0	0	36	0	0	1	0	1	0	21	0	0	21	0	0	0	0	0	58
% App. Total	0	100	0	0		0	0	100	0		0	100	0	0		0	0	0	0		
PHF	.000	.563	.000	.000	.563	.000	.000	.250	.000	.250	.000	.656	.000	.000	.656	.000	.000	.000	.000	.000	.604

Peak Hour Analysis From 10:00 AM to 02:45 PM - Peak 1 of 1
Peak Hour for Entire Intersection Begins at 02:00 PM



Quality Counts, LLC

920 Blairhill Rd, STE B106
Charlotte, NC 28217

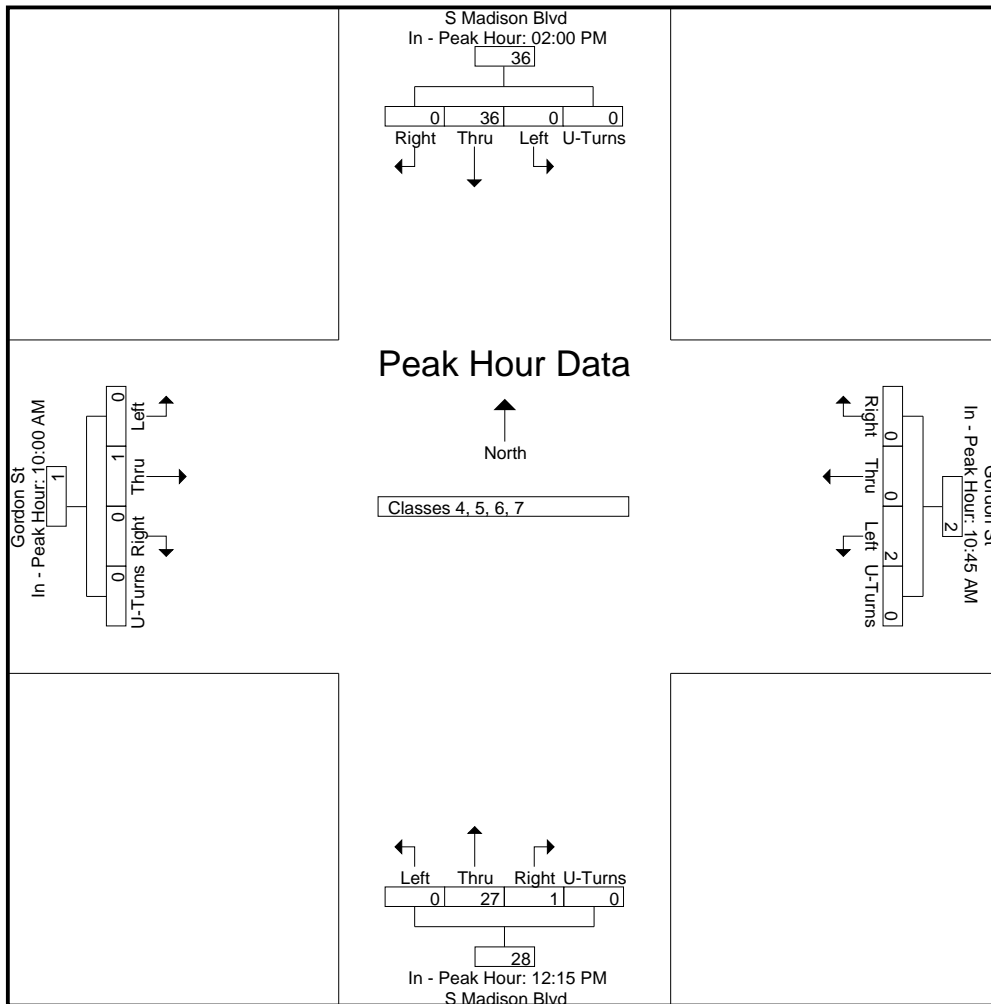
File Name : 14473012 - S Madison Blvd & Gordon St
Site Code : 14473012
Start Date : 8/30/2017
Page No : 6

Start Time	S Madison Blvd Southbound					Gordon St Westbound					S Madison Blvd Northbound					Gordon St Eastbound					Int. Total
	Right	Thru	Left	U-Turns	App. Total	Right	Thru	Left	U-Turns	App. Total	Right	Thru	Left	U-Turns	App. Total	Right	Thru	Left	U-Turns	App. Total	

Peak Hour Analysis From 10:00 AM to 02:45 PM - Peak 1 of 1

Peak Hour for Each Approach Begins at:

	02:00 PM					10:45 AM					12:15 PM					10:00 AM				
+0 mins.	0	8	0	0	8	0	0	0	0	0	0	6	0	0	6	0	0	0	0	0
+15 mins.	0	5	0	0	5	0	0	0	0	0	0	3	0	0	3	0	1	0	0	1
+30 mins.	0	7	0	0	7	0	0	0	0	0	0	12	0	0	12	0	0	0	0	0
+45 mins.	0	16	0	0	16	0	0	2	0	2	1	6	0	0	7	0	0	0	0	0
Total Volume	0	36	0	0	36	0	0	2	0	2	1	27	0	0	28	0	1	0	0	1
% App. Total	0	100	0	0		0	0	100	0		3.6	96.4	0	0		0	100	0	0	
PHF	.000	.563	.000	.000	.563	.000	.000	.250	.000	.250	.250	.563	.000	.000	.583	.000	.250	.000	.000	.250



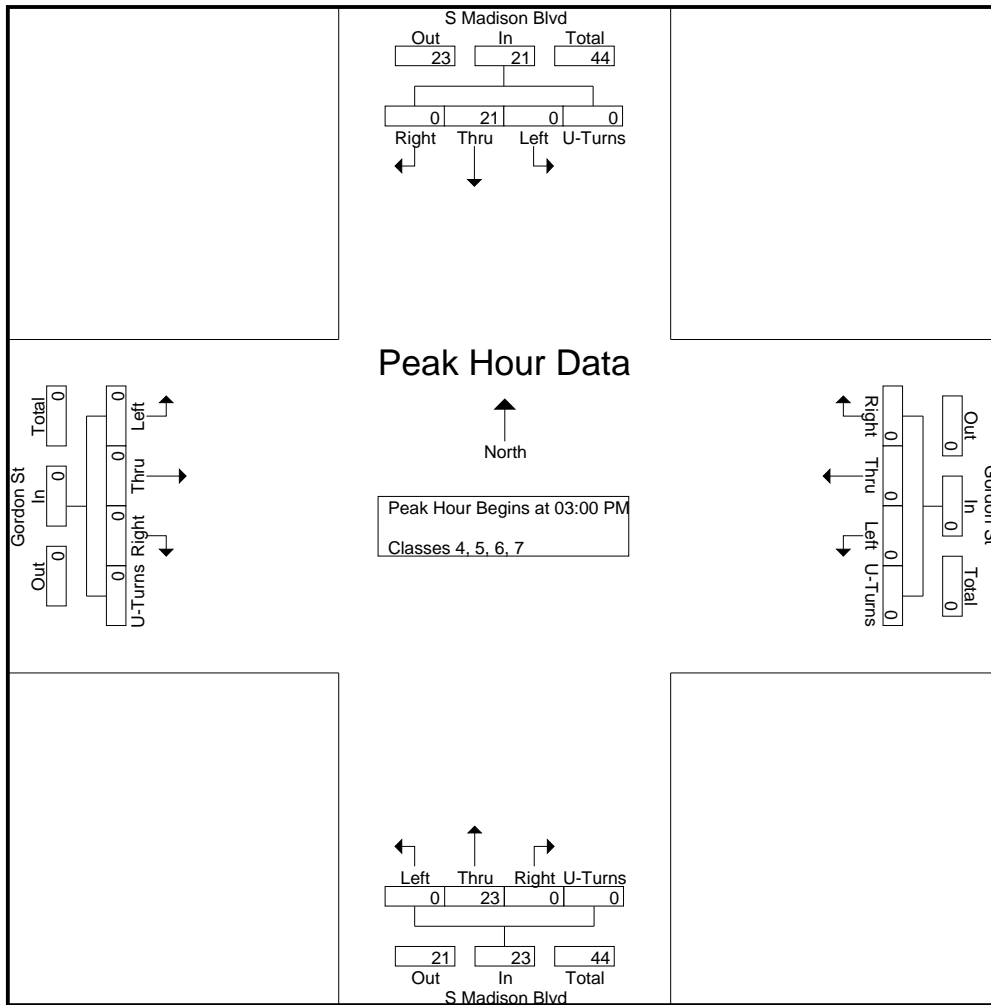
Quality Counts, LLC

920 Blairhill Rd, STE B106
Charlotte, NC 28217

File Name : 14473012 - S Madison Blvd & Gordon St
Site Code : 14473012
Start Date : 8/30/2017
Page No : 7

Start Time	S Madison Blvd Southbound					Gordon St Westbound					S Madison Blvd Northbound					Gordon St Eastbound					Int. Total
	Right	Thru	Left	U-Turns	App. Total	Right	Thru	Left	U-Turns	App. Total	Right	Thru	Left	U-Turns	App. Total	Right	Thru	Left	U-Turns	App. Total	
03:00 PM	0	16	0	0	16	0	0	0	0	0	0	6	0	0	6	0	0	0	0	0	22
03:15 PM	0	3	0	0	3	0	0	0	0	0	0	5	0	0	5	0	0	0	0	0	8
03:30 PM	0	0	0	0	0	0	0	0	0	0	0	3	0	0	3	0	0	0	0	0	3
03:45 PM	0	2	0	0	2	0	0	0	0	0	0	9	0	0	9	0	0	0	0	0	11
Total Volume	0	21	0	0	21	0	0	0	0	0	0	23	0	0	23	0	0	0	0	0	44
% App. Total	0	100	0	0		0	0	0	0		0	100	0	0		0	0	0	0		
PHF	.000	.328	.000	.000	.328	.000	.000	.000	.000	.000	.000	.639	.000	.000	.639	.000	.000	.000	.000	.000	.500

Peak Hour Analysis From 03:00 PM to 06:45 PM - Peak 1 of 1
Peak Hour for Entire Intersection Begins at 03:00 PM



Quality Counts, LLC

920 Blairhill Rd, STE B106
Charlotte, NC 28217

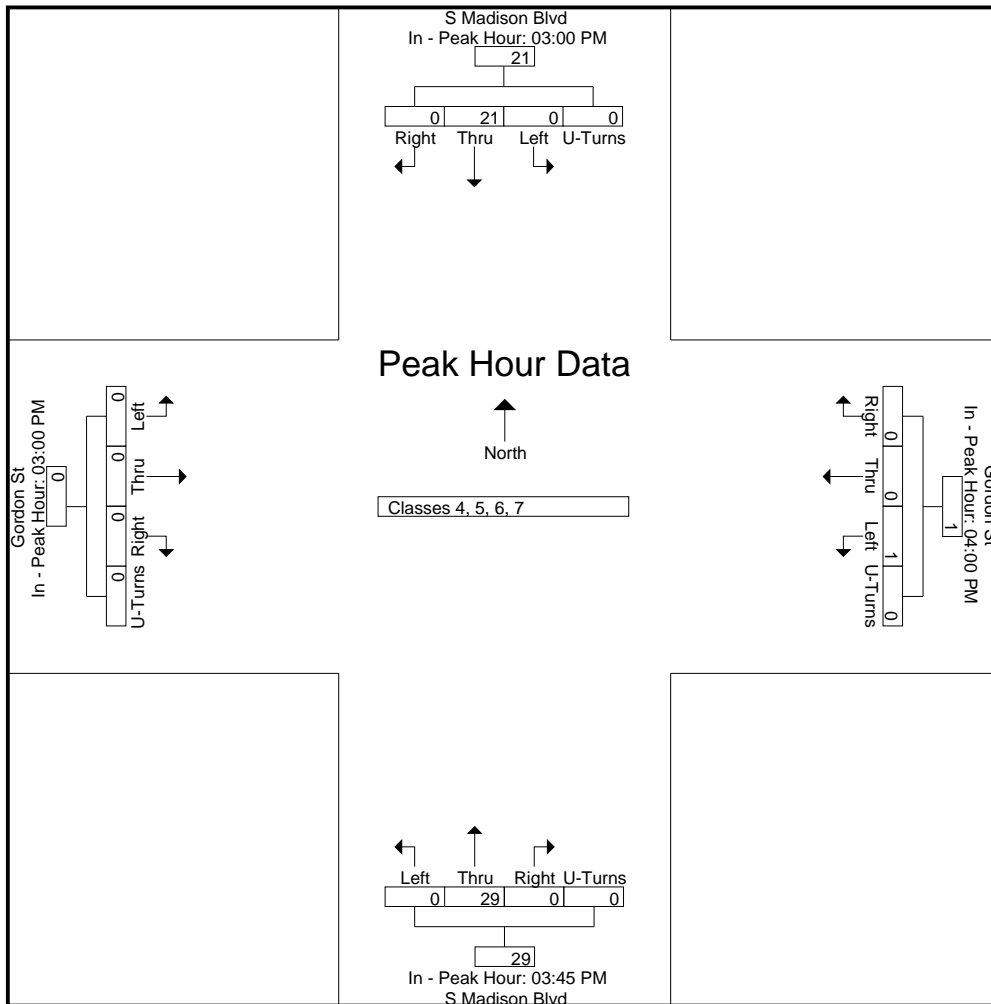
File Name : 14473012 - S Madison Blvd & Gordon St
Site Code : 14473012
Start Date : 8/30/2017
Page No : 8

Start Time	S Madison Blvd Southbound					Gordon St Westbound					S Madison Blvd Northbound					Gordon St Eastbound					Int. Total
	Right	Thru	Left	U-Turns	App. Total	Right	Thru	Left	U-Turns	App. Total	Right	Thru	Left	U-Turns	App. Total	Right	Thru	Left	U-Turns	App. Total	

Peak Hour Analysis From 03:00 PM to 06:45 PM - Peak 1 of 1

Peak Hour for Each Approach Begins at:

	03:00 PM					04:00 PM					03:45 PM					03:00 PM				
+0 mins.	0	16	0	0	16	0	0	0	0	0	0	9	0	0	9	0	0	0	0	0
+15 mins.	0	3	0	0	3	0	0	0	0	0	0	7	0	0	7	0	0	0	0	0
+30 mins.	0	0	0	0	0	0	0	0	0	0	0	9	0	0	9	0	0	0	0	0
+45 mins.	0	2	0	0	2	0	0	1	0	1	0	4	0	0	4	0	0	0	0	0
Total Volume	0	21	0	0	21	0	0	1	0	1	0	29	0	0	29	0	0	0	0	0
% App. Total	0	100	0	0	0	0	0	100	0	0	0	100	0	0	0	0	0	0	0	0
PHF	.000	.328	.000	.000	.328	.000	.000	.250	.000	.250	.000	.806	.000	.000	.806	.000	.000	.000	.000	.000



Quality Counts, LLC

920 Blairhill Rd, STE B106
Charlotte, NC 28217

File Name : 14473012 - S Madison Blvd & Gordon St

Site Code : 14473012

Start Date : 8/30/2017

Page No : 1

Groups Printed- Classes 8, 9, 10

Start Time	S Madison Blvd Southbound					Gordon St Westbound					S Madison Blvd Northbound					Gordon St Eastbound					Int. Total	
	Right	Thru	Left	U-Turns	App. Total	Right	Thru	Left	U-Turns	App. Total	Right	Thru	Left	U-Turns	App. Total	Right	Thru	Left	U-Turns	App. Total		
06:00 AM	0	5	0	0	5	0	0	0	0	0	0	4	1	0	5	0	0	0	0	0	0	10
06:15 AM	0	3	0	0	3	0	0	0	0	0	0	3	0	0	3	0	0	0	0	0	0	6
06:30 AM	0	2	0	0	2	0	0	0	0	0	0	5	0	0	5	0	0	0	0	0	0	7
06:45 AM	0	4	0	0	4	0	0	0	0	0	0	5	0	0	5	0	0	0	0	0	0	9
Total	0	14	0	0	14	0	0	0	0	0	0	17	1	0	18	0	0	0	0	0	0	32
07:00 AM	0	3	0	0	3	0	0	1	0	1	0	1	0	0	1	0	0	0	0	0	0	5
07:15 AM	0	1	0	0	1	0	0	0	0	0	0	7	0	0	7	0	0	0	0	0	0	8
07:30 AM	0	4	0	0	4	0	0	0	0	0	0	5	0	0	5	0	0	0	0	0	0	9
07:45 AM	0	5	0	0	5	0	0	0	0	0	0	4	0	0	4	0	0	0	0	0	0	9
Total	0	13	0	0	13	0	0	1	0	1	0	17	0	0	17	0	0	0	0	0	0	31
08:00 AM	0	5	0	0	5	0	0	0	0	0	0	7	0	0	7	0	0	0	0	0	0	12
08:15 AM	0	3	0	0	3	0	0	1	0	1	0	5	0	0	5	0	0	0	0	0	0	9
08:30 AM	0	5	0	0	5	0	0	0	0	0	0	6	0	0	6	0	0	0	0	0	0	11
08:45 AM	0	8	0	0	8	0	0	0	0	0	1	8	0	0	9	0	0	0	0	0	0	17
Total	0	21	0	0	21	0	0	1	0	1	1	26	0	0	27	0	0	0	0	0	0	49
09:00 AM	0	9	0	0	9	0	0	0	0	0	0	4	0	0	4	0	0	0	0	0	0	13
09:15 AM	0	6	0	0	6	0	0	0	0	0	0	7	0	0	7	0	0	0	0	0	0	13
09:30 AM	0	4	0	0	4	0	0	0	0	0	0	9	0	0	9	0	0	0	0	0	0	13
09:45 AM	0	3	0	0	3	0	0	0	0	0	0	4	0	0	4	0	0	0	0	0	0	7
Total	0	22	0	0	22	0	0	0	0	0	0	24	0	0	24	0	0	0	0	0	0	46
10:00 AM	0	3	0	0	3	0	0	0	0	0	0	10	0	0	10	0	0	0	0	0	0	13
10:15 AM	0	8	0	0	8	0	0	0	0	0	0	4	0	0	4	0	0	0	0	0	0	12
10:30 AM	0	4	0	0	4	0	0	0	0	0	0	1	0	0	1	0	0	0	0	0	0	5
10:45 AM	0	5	0	0	5	0	0	0	0	0	0	6	0	0	6	0	0	0	0	0	0	11
Total	0	20	0	0	20	0	0	0	0	0	0	21	0	0	21	0	0	0	0	0	0	41
11:00 AM	0	3	0	0	3	0	0	0	0	0	0	7	0	0	7	0	0	0	0	0	0	10
11:15 AM	0	5	0	0	5	0	0	0	0	0	0	11	0	0	11	0	0	0	0	0	0	16
11:30 AM	0	3	0	0	3	0	0	0	0	0	0	7	0	0	7	0	0	0	0	0	0	10
11:45 AM	0	3	0	0	3	0	0	0	0	0	0	6	0	0	6	0	0	0	0	0	0	9
Total	0	14	0	0	14	0	0	0	0	0	0	31	0	0	31	0	0	0	0	0	0	45
12:00 PM	0	2	0	0	2	0	0	0	0	0	0	4	0	0	4	0	0	0	0	0	0	6
12:15 PM	0	2	0	0	2	0	0	0	0	0	0	8	0	0	8	0	0	0	0	0	0	10
12:30 PM	0	4	0	0	4	0	0	0	0	0	0	4	0	0	4	0	0	0	0	0	0	8
12:45 PM	0	3	0	0	3	0	0	0	0	0	0	9	0	0	9	0	0	0	0	0	0	12
Total	0	11	0	0	11	0	0	0	0	0	0	25	0	0	25	0	0	0	0	0	0	36
01:00 PM	0	3	0	0	3	0	0	0	0	0	0	9	0	0	9	0	0	0	0	0	0	12
01:15 PM	0	5	0	0	5	0	0	0	0	0	0	2	0	0	2	0	0	0	0	0	0	7
01:30 PM	0	2	0	0	2	0	0	0	0	0	0	9	0	0	9	0	0	0	0	0	0	11
01:45 PM	0	4	0	0	4	0	0	0	0	0	0	7	0	0	7	0	0	0	0	0	0	11
Total	0	14	0	0	14	0	0	0	0	0	0	27	0	0	27	0	0	0	0	0	0	41
02:00 PM	0	2	0	0	2	0	0	0	0	0	0	4	0	0	4	0	0	0	0	0	0	6
02:15 PM	0	8	0	0	8	0	0	0	0	0	0	3	0	0	3	0	0	0	0	0	0	11
02:30 PM	0	5	0	0	5	0	0	0	0	0	0	4	0	0	4	0	0	0	0	0	0	9
02:45 PM	0	6	0	0	6	0	0	0	0	0	0	8	0	0	8	0	0	0	0	0	0	14
Total	0	21	0	0	21	0	0	0	0	0	0	19	0	0	19	0	0	0	0	0	0	40
03:00 PM	0	4	0	0	4	0	0	0	0	0	0	5	0	0	5	0	0	0	0	0	0	9
03:15 PM	0	0	0	0	0	0	0	0	0	0	0	7	0	0	7	0	0	0	0	0	0	7
03:30 PM	0	2	0	0	2	0	0	0	0	0	0	10	0	0	10	0	0	0	0	0	0	12
03:45 PM	0	3	0	0	3	0	0	0	0	0	0	5	0	0	5	0	0	0	0	0	0	8
Total	0	9	0	0	9	0	0	0	0	0	0	27	0	0	27	0	0	0	0	0	0	36

Quality Counts, LLC

920 Blairhill Rd, STE B106
Charlotte, NC 28217

File Name : 14473012 - S Madison Blvd & Gordon St

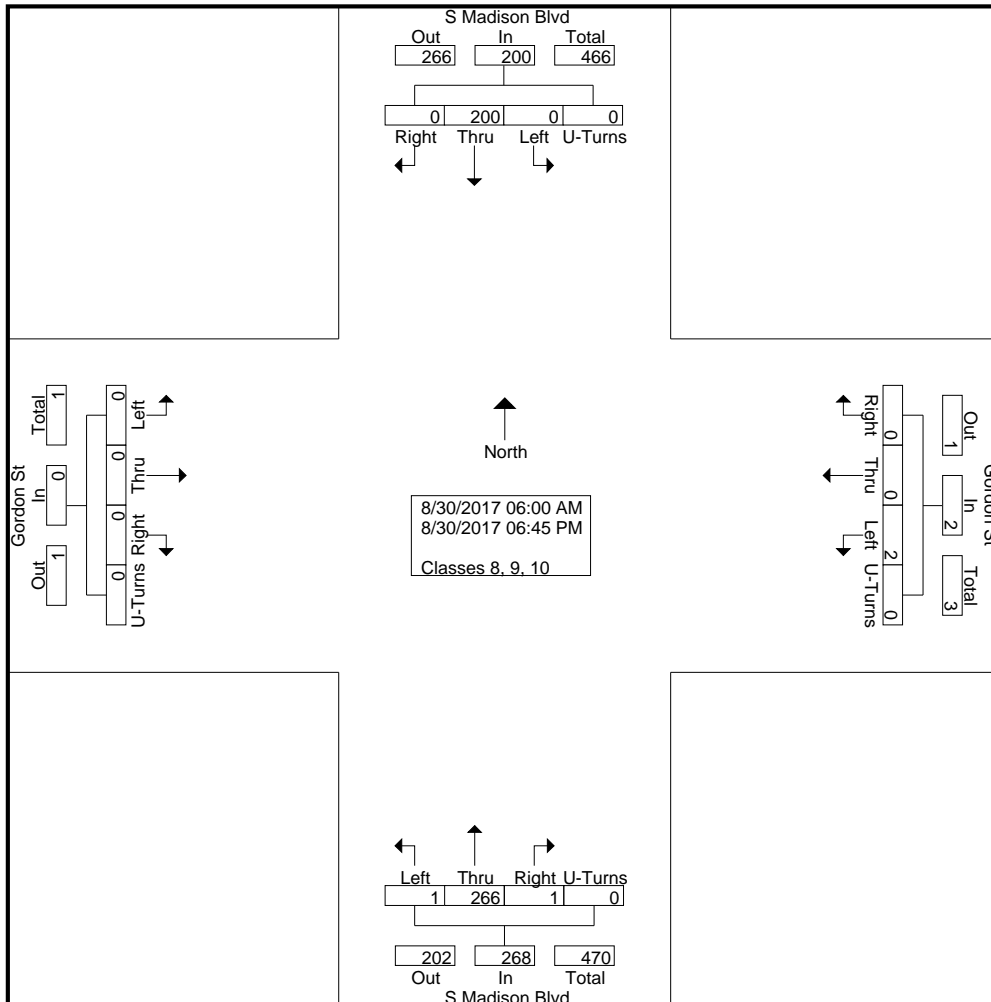
Site Code : 14473012

Start Date : 8/30/2017

Page No : 2

Groups Printed- Classes 8, 9, 10

Start Time	S Madison Blvd Southbound					Gordon St Westbound					S Madison Blvd Northbound					Gordon St Eastbound					Int. Total					
	Right	Thru	Left	U-Turns	App. Total	Right	Thru	Left	U-Turns	App. Total	Right	Thru	Left	U-Turns	App. Total	Right	Thru	Left	U-Turns	App. Total						
04:00 PM	0	2	0	0	2	0	0	0	0	0	0	3	0	0	3	0	0	0	0	0	0	0	0	0	0	5
04:15 PM	0	3	0	0	3	0	0	0	0	0	0	3	0	0	3	0	0	0	0	0	0	0	0	0	0	6
04:30 PM	0	4	0	0	4	0	0	0	0	0	0	3	0	0	3	0	0	0	0	0	0	0	0	0	0	7
04:45 PM	0	5	0	0	5	0	0	0	0	0	0	5	0	0	5	0	0	0	0	0	0	0	0	0	0	10
Total	0	14	0	0	14	0	0	0	0	0	0	14	0	0	14	0	0	0	0	0	0	0	0	0	0	28
05:00 PM	0	6	0	0	6	0	0	0	0	0	0	4	0	0	4	0	0	0	0	0	0	0	0	0	0	10
05:15 PM	0	4	0	0	4	0	0	0	0	0	0	4	0	0	4	0	0	0	0	0	0	0	0	0	0	8
05:30 PM	0	4	0	0	4	0	0	0	0	0	0	2	0	0	2	0	0	0	0	0	0	0	0	0	0	6
05:45 PM	0	1	0	0	1	0	0	0	0	0	0	3	0	0	3	0	0	0	0	0	0	0	0	0	0	4
Total	0	15	0	0	15	0	0	0	0	0	0	13	0	0	13	0	0	0	0	0	0	0	0	0	0	28
06:00 PM	0	2	0	0	2	0	0	0	0	0	0	1	0	0	1	0	0	0	0	0	0	0	0	0	0	3
06:15 PM	0	5	0	0	5	0	0	0	0	0	0	1	0	0	1	0	0	0	0	0	0	0	0	0	0	6
06:30 PM	0	2	0	0	2	0	0	0	0	0	0	1	0	0	1	0	0	0	0	0	0	0	0	0	0	3
06:45 PM	0	3	0	0	3	0	0	0	0	0	0	2	0	0	2	0	0	0	0	0	0	0	0	0	0	5
Total	0	12	0	0	12	0	0	0	0	0	0	5	0	0	5	0	0	0	0	0	0	0	0	0	0	17
Grand Total	0	200	0	0	200	0	0	2	0	2	1	266	1	0	268	0	0	0	0	0	0	0	0	0	0	470
Apprch %	0	100	0	0		0	0	100	0		0.4	99.3	0.4	0		0	0	0	0		0	0	0	0		
Total %	0	42.6	0	0	42.6	0	0	0.4	0	0.4	0.2	56.6	0.2	0	57	0	0	0	0		0	0	0	0		

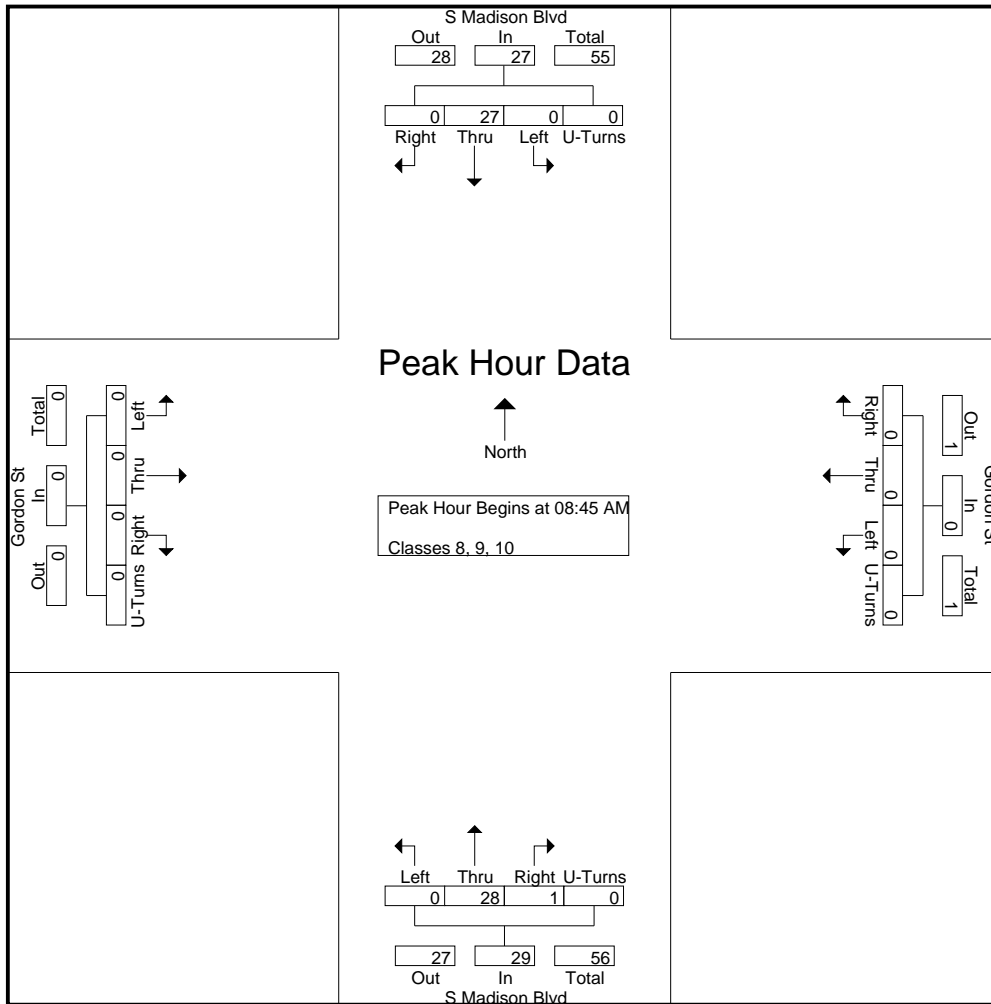


Quality Counts, LLC

920 Blairhill Rd, STE B106
Charlotte, NC 28217

File Name : 14473012 - S Madison Blvd & Gordon St
Site Code : 14473012
Start Date : 8/30/2017
Page No : 3

Start Time	S Madison Blvd Southbound					Gordon St Westbound					S Madison Blvd Northbound					Gordon St Eastbound					Int. Total	
	Right	Thru	Left	U-Turns	App. Total	Right	Thru	Left	U-Turns	App. Total	Right	Thru	Left	U-Turns	App. Total	Right	Thru	Left	U-Turns	App. Total		
Peak Hour Analysis From 06:00 AM to 09:45 AM - Peak 1 of 1																						
Peak Hour for Entire Intersection Begins at 08:45 AM																						
08:45 AM	0	8	0	0	8	0	0	0	0	0	1	8	0	0	9	0	0	0	0	0	0	17
09:00 AM	0	9	0	0	9	0	0	0	0	0	0	4	0	0	4	0	0	0	0	0	0	13
09:15 AM	0	6	0	0	6	0	0	0	0	0	0	7	0	0	7	0	0	0	0	0	0	13
09:30 AM	0	4	0	0	4	0	0	0	0	0	0	9	0	0	9	0	0	0	0	0	0	13
Total Volume	0	27	0	0	27	0	0	0	0	0	1	28	0	0	29	0	0	0	0	0	0	56
% App. Total	0	100	0	0		0	0	0	0		3.4	96.6	0	0		0	0	0	0		0	
PHF	.000	.750	.000	.000	.750	.000	.000	.000	.000	.000	.250	.778	.000	.000	.806	.000	.000	.000	.000	.000	.000	.824



Quality Counts, LLC

920 Blairhill Rd, STE B106
Charlotte, NC 28217

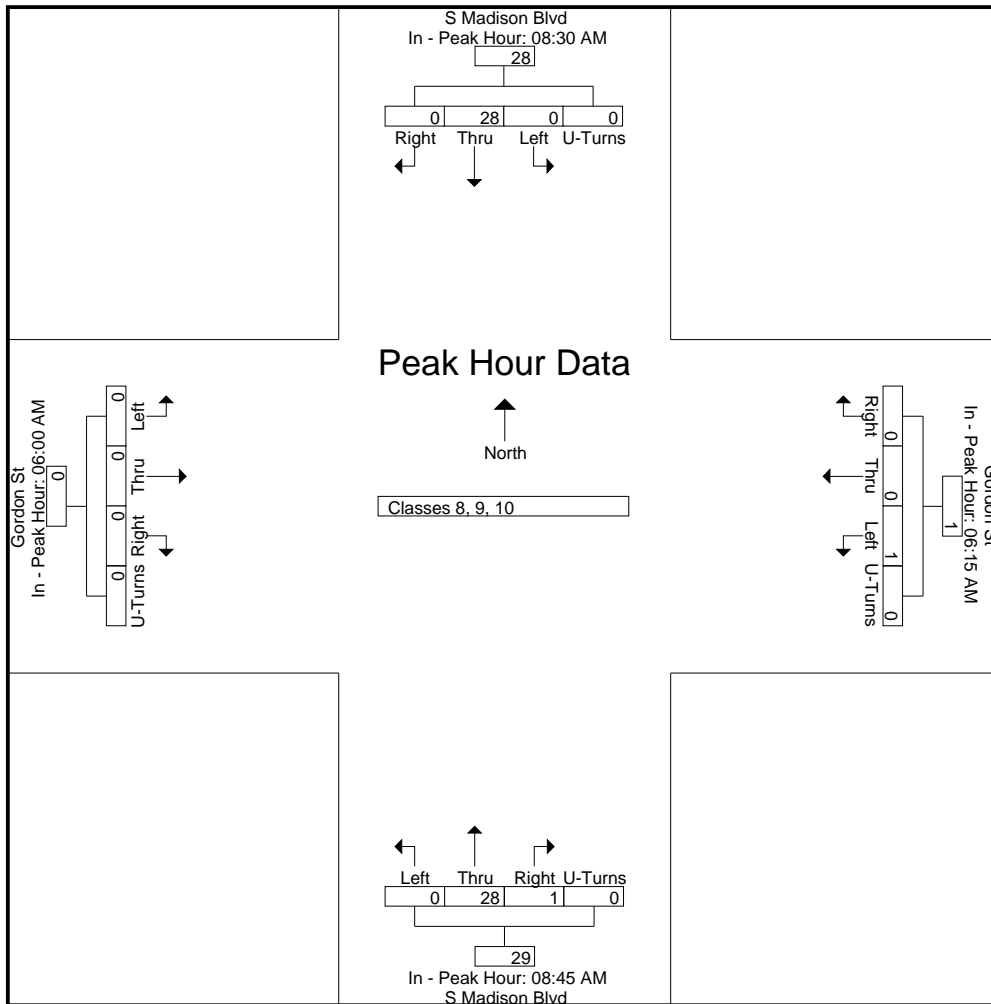
File Name : 14473012 - S Madison Blvd & Gordon St
Site Code : 14473012
Start Date : 8/30/2017
Page No : 4

Start Time	S Madison Blvd Southbound					Gordon St Westbound					S Madison Blvd Northbound					Gordon St Eastbound					Int. Total
	Right	Thru	Left	U-Turns	App. Total	Right	Thru	Left	U-Turns	App. Total	Right	Thru	Left	U-Turns	App. Total	Right	Thru	Left	U-Turns	App. Total	

Peak Hour Analysis From 06:00 AM to 09:45 AM - Peak 1 of 1

Peak Hour for Each Approach Begins at:

	08:30 AM					06:15 AM					08:45 AM					06:00 AM				
+0 mins.	0	5	0	0	5	0	0	0	0	0	1	8	0	0	9	0	0	0	0	0
+15 mins.	0	8	0	0	8	0	0	0	0	0	0	4	0	0	4	0	0	0	0	0
+30 mins.	0	9	0	0	9	0	0	0	0	0	0	7	0	0	7	0	0	0	0	0
+45 mins.	0	6	0	0	6	0	0	1	0	1	0	9	0	0	9	0	0	0	0	0
Total Volume	0	28	0	0	28	0	0	1	0	1	1	28	0	0	29	0	0	0	0	0
% App. Total	0	100	0	0		0	0	100	0		3.4	96.6	0	0		0	0	0	0	
PHF	.000	.778	.000	.000	.778	.000	.000	.250	.000	.250	.250	.778	.000	.000	.806	.000	.000	.000	.000	.000



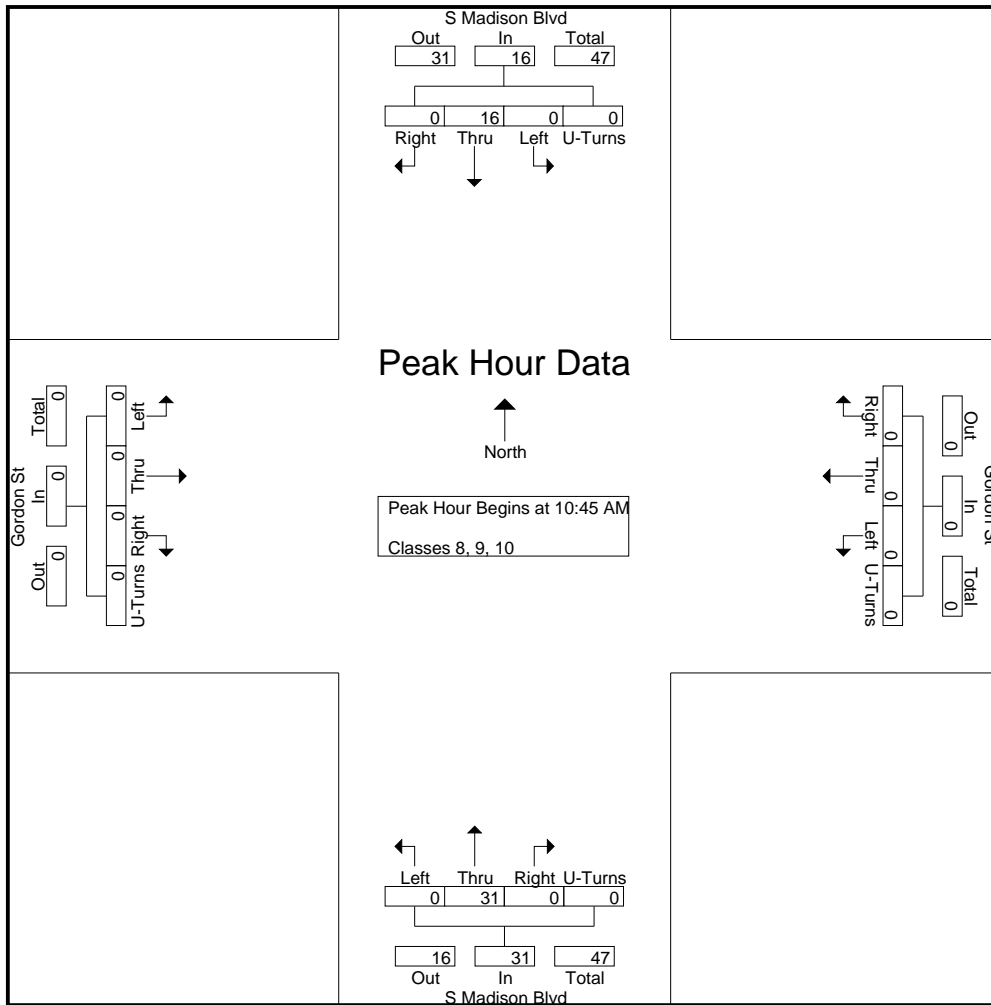
Quality Counts, LLC

920 Blairhill Rd, STE B106
Charlotte, NC 28217

File Name : 14473012 - S Madison Blvd & Gordon St
Site Code : 14473012
Start Date : 8/30/2017
Page No : 5

Start Time	S Madison Blvd Southbound					Gordon St Westbound					S Madison Blvd Northbound					Gordon St Eastbound					Int. Total
	Right	Thru	Left	U-Turns	App. Total	Right	Thru	Left	U-Turns	App. Total	Right	Thru	Left	U-Turns	App. Total	Right	Thru	Left	U-Turns	App. Total	
10:45 AM	0	5	0	0	5	0	0	0	0	0	0	6	0	0	6	0	0	0	0	0	11
11:00 AM	0	3	0	0	3	0	0	0	0	0	0	7	0	0	7	0	0	0	0	0	10
11:15 AM	0	5	0	0	5	0	0	0	0	0	0	11	0	0	11	0	0	0	0	0	16
11:30 AM	0	3	0	0	3	0	0	0	0	0	0	7	0	0	7	0	0	0	0	0	10
Total Volume	0	16	0	0	16	0	0	0	0	0	0	31	0	0	31	0	0	0	0	0	47
% App. Total	0	100	0	0		0	0	0	0		0	100	0	0		0	0	0	0		
PHF	.000	.800	.000	.000	.800	.000	.000	.000	.000	.000	.000	.705	.000	.000	.705	.000	.000	.000	.000	.000	.734

Peak Hour Analysis From 10:00 AM to 02:45 PM - Peak 1 of 1
Peak Hour for Entire Intersection Begins at 10:45 AM



Quality Counts, LLC

920 Blairhill Rd, STE B106
Charlotte, NC 28217

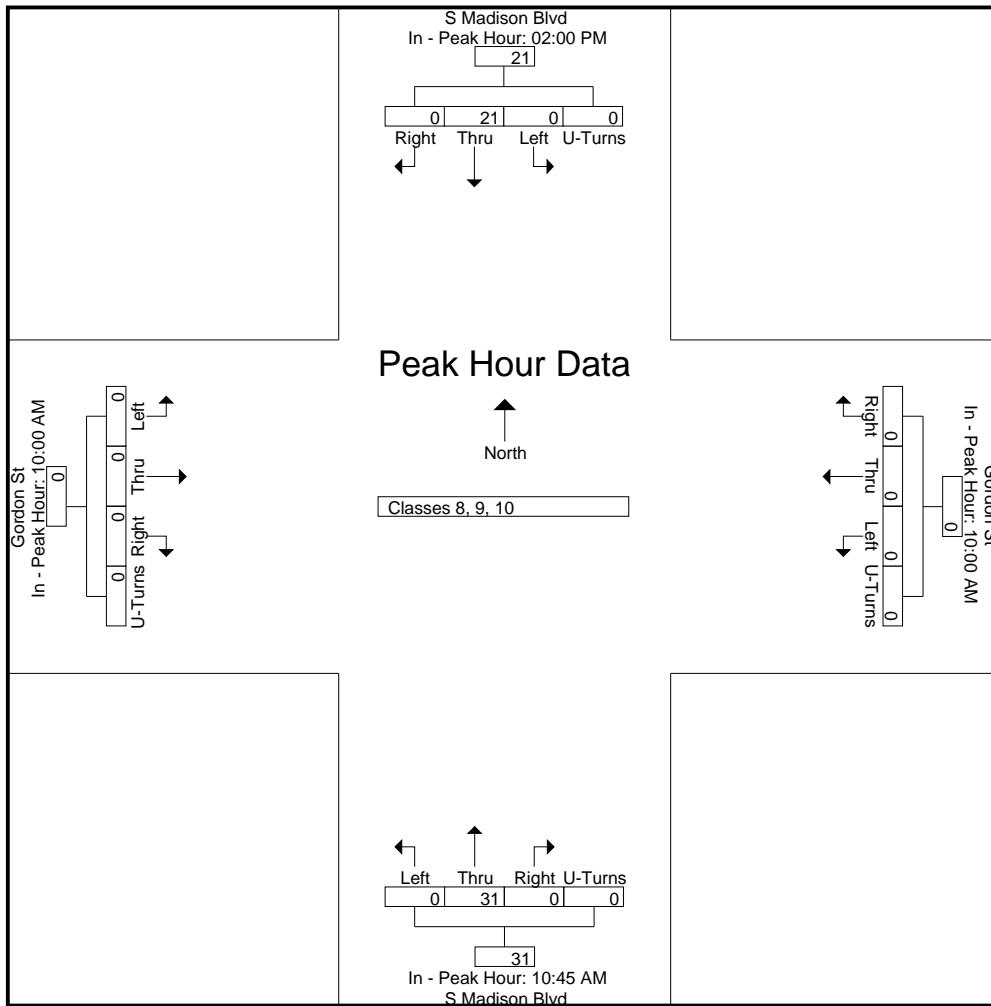
File Name : 14473012 - S Madison Blvd & Gordon St
Site Code : 14473012
Start Date : 8/30/2017
Page No : 6

Start Time	S Madison Blvd Southbound					Gordon St Westbound					S Madison Blvd Northbound					Gordon St Eastbound					Int. Total
	Right	Thru	Left	U-Turns	App. Total	Right	Thru	Left	U-Turns	App. Total	Right	Thru	Left	U-Turns	App. Total	Right	Thru	Left	U-Turns	App. Total	

Peak Hour Analysis From 10:00 AM to 02:45 PM - Peak 1 of 1

Peak Hour for Each Approach Begins at:

	02:00 PM					10:00 AM					10:45 AM					10:00 AM				
+0 mins.	0	2	0	0	2	0	0	0	0	0	0	6	0	0	6	0	0	0	0	0
+15 mins.	0	8	0	0	8	0	0	0	0	0	0	7	0	0	7	0	0	0	0	0
+30 mins.	0	5	0	0	5	0	0	0	0	0	0	11	0	0	11	0	0	0	0	0
+45 mins.	0	6	0	0	6	0	0	0	0	0	0	7	0	0	7	0	0	0	0	0
Total Volume	0	21	0	0	21	0	0	0	0	0	0	31	0	0	31	0	0	0	0	0
% App. Total	0	100	0	0		0	0	0	0		0	100	0	0		0	0	0	0	
PHF	.000	.656	.000	.000	.656	.000	.000	.000	.000	.000	.000	.705	.000	.000	.705	.000	.000	.000	.000	.000



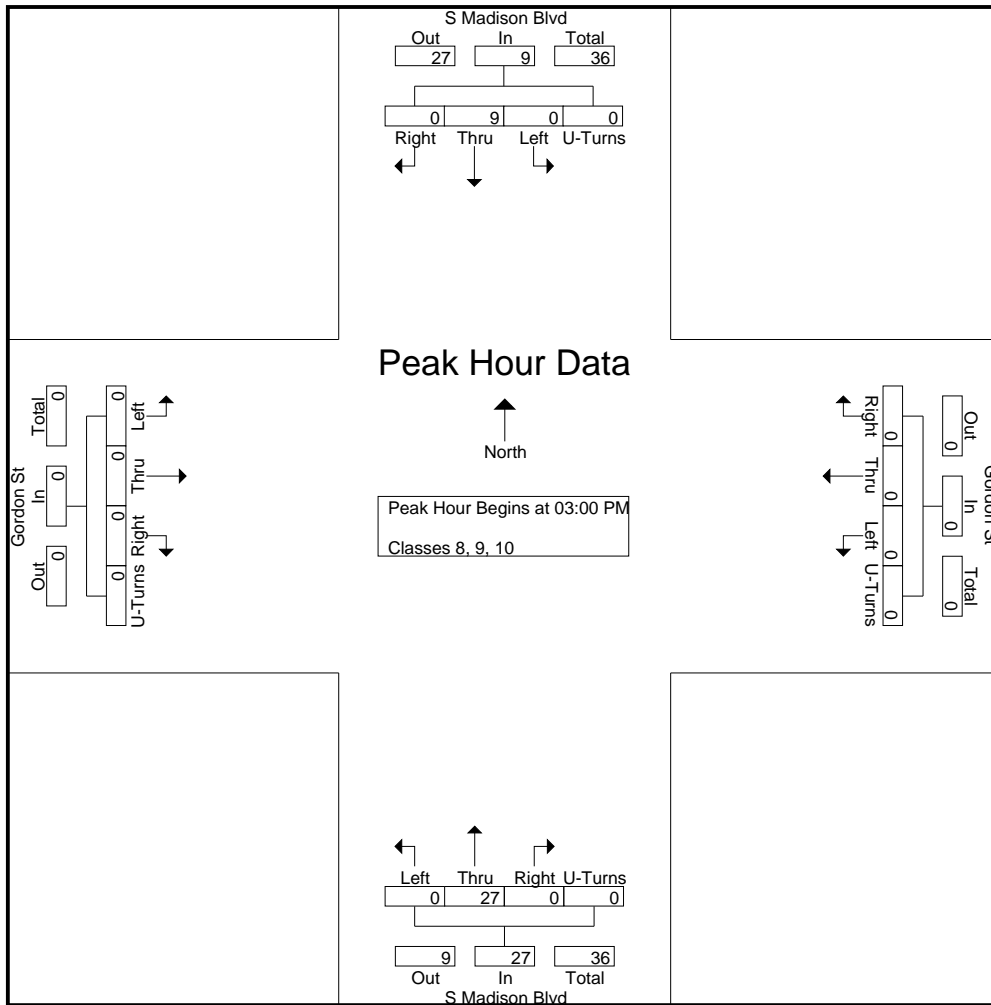
Quality Counts, LLC

920 Blairhill Rd, STE B106
Charlotte, NC 28217

File Name : 14473012 - S Madison Blvd & Gordon St
Site Code : 14473012
Start Date : 8/30/2017
Page No : 7

Start Time	S Madison Blvd Southbound					Gordon St Westbound					S Madison Blvd Northbound					Gordon St Eastbound					Int. Total
	Right	Thru	Left	U-Turns	App. Total	Right	Thru	Left	U-Turns	App. Total	Right	Thru	Left	U-Turns	App. Total	Right	Thru	Left	U-Turns	App. Total	
03:00 PM	0	4	0	0	4	0	0	0	0	0	0	5	0	0	5	0	0	0	0	0	9
03:15 PM	0	0	0	0	0	0	0	0	0	0	0	7	0	0	7	0	0	0	0	0	7
03:30 PM	0	2	0	0	2	0	0	0	0	0	0	10	0	0	10	0	0	0	0	0	12
03:45 PM	0	3	0	0	3	0	0	0	0	0	0	5	0	0	5	0	0	0	0	0	8
Total Volume	0	9	0	0	9	0	0	0	0	0	0	27	0	0	27	0	0	0	0	0	36
% App. Total	0	100	0	0		0	0	0	0		0	100	0	0		0	0	0	0		
PHF	.000	.563	.000	.000	.563	.000	.000	.000	.000	.000	.000	.675	.000	.000	.675	.000	.000	.000	.000	.000	.750

Peak Hour Analysis From 03:00 PM to 06:45 PM - Peak 1 of 1
Peak Hour for Entire Intersection Begins at 03:00 PM



Quality Counts, LLC

920 Blairhill Rd, STE B106
Charlotte, NC 28217

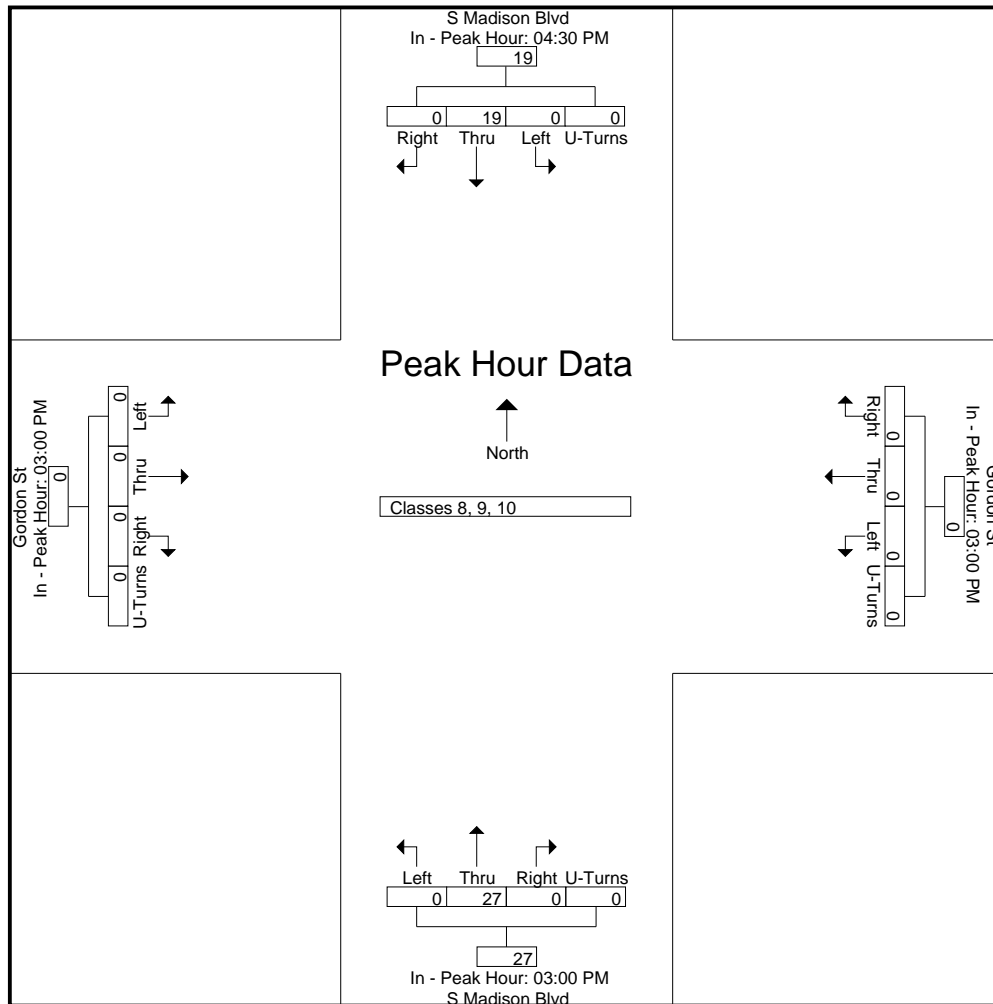
File Name : 14473012 - S Madison Blvd & Gordon St
Site Code : 14473012
Start Date : 8/30/2017
Page No : 8

Start Time	S Madison Blvd Southbound					Gordon St Westbound					S Madison Blvd Northbound					Gordon St Eastbound					Int. Total
	Right	Thru	Left	U-Turns	App. Total	Right	Thru	Left	U-Turns	App. Total	Right	Thru	Left	U-Turns	App. Total	Right	Thru	Left	U-Turns	App. Total	

Peak Hour Analysis From 03:00 PM to 06:45 PM - Peak 1 of 1

Peak Hour for Each Approach Begins at:

	04:30 PM					03:00 PM					03:00 PM					03:00 PM									
+0 mins.	0	4	0	0	4	0	0	0	0	0	0	5	0	0	5	0	0	0	0	0	0	0	0	0	0
+15 mins.	0	5	0	0	5	0	0	0	0	0	0	7	0	0	7	0	0	0	0	0	0	0	0	0	0
+30 mins.	0	6	0	0	6	0	0	0	0	0	0	10	0	0	10	0	0	0	0	0	0	0	0	0	0
+45 mins.	0	4	0	0	4	0	0	0	0	0	0	5	0	0	5	0	0	0	0	0	0	0	0	0	0
Total Volume	0	19	0	0	19	0	0	0	0	0	0	27	0	0	27	0	0	0	0	0	0	0	0	0	0
% App. Total	0	100	0	0	0	0	0	0	0	0	0	100	0	0	0	0	0	0	0	0	0	0	0	0	0
PHF	.000	.792	.000	.000	.792	.000	.000	.000	.000	.000	.000	.675	.000	.000	.675	.000	.000	.000	.000	.000	.000	.000	.000	.000	.000



Quality Counts, LLC

920 Blairhill Rd, STE B106
Charlotte, NC 28217

File Name : 14473012 - S Madison Blvd & Gordon St

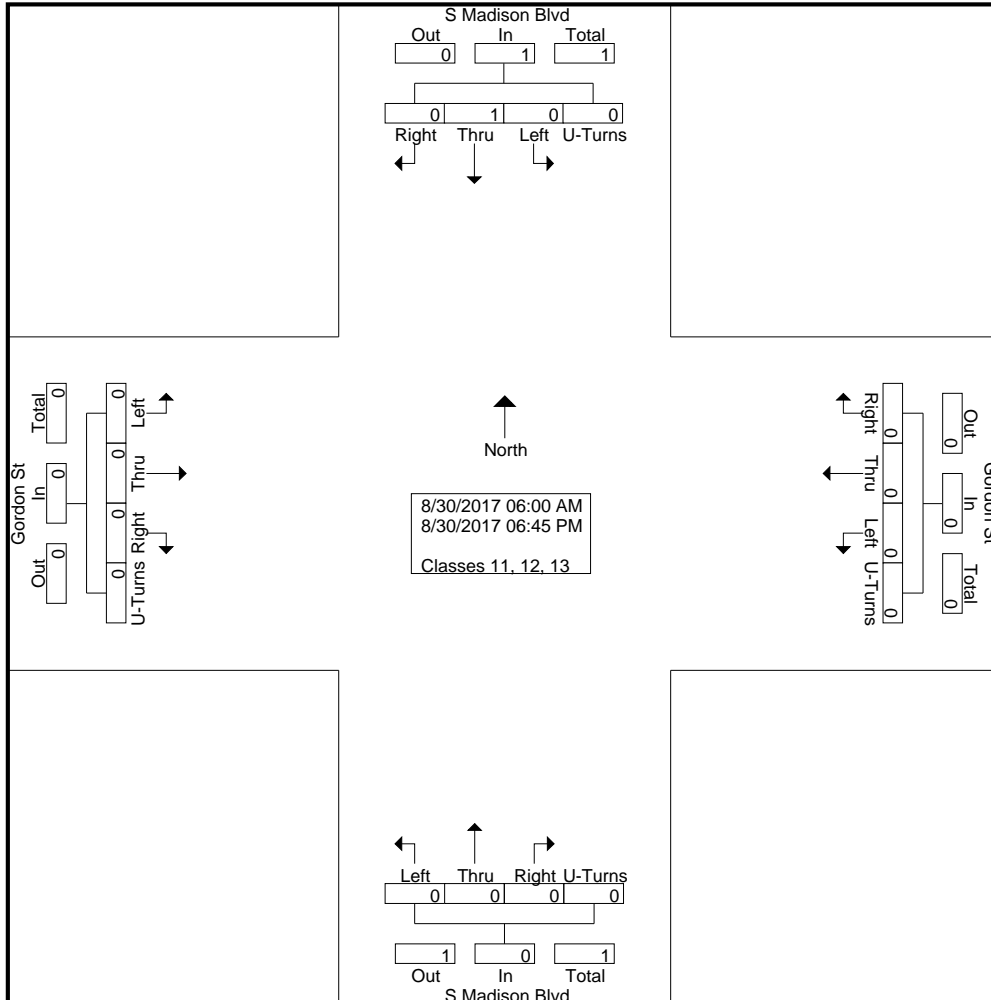
Site Code : 14473012

Start Date : 8/30/2017

Page No : 2

Groups Printed- Classes 11, 12, 13

Start Time	S Madison Blvd Southbound					Gordon St Westbound					S Madison Blvd Northbound					Gordon St Eastbound					Int. Total					
	Right	Thru	Left	U-Turns	App. Total	Right	Thru	Left	U-Turns	App. Total	Right	Thru	Left	U-Turns	App. Total	Right	Thru	Left	U-Turns	App. Total						
04:00 PM	0	0	0	0	0	0	0	0	0	0	0	0	0	0	0	0	0	0	0	0	0	0	0	0	0	0
04:15 PM	0	0	0	0	0	0	0	0	0	0	0	0	0	0	0	0	0	0	0	0	0	0	0	0	0	0
04:30 PM	0	0	0	0	0	0	0	0	0	0	0	0	0	0	0	0	0	0	0	0	0	0	0	0	0	0
04:45 PM	0	0	0	0	0	0	0	0	0	0	0	0	0	0	0	0	0	0	0	0	0	0	0	0	0	0
Total	0	0	0	0	0	0	0	0	0	0	0	0	0	0	0	0	0	0	0	0	0	0	0	0	0	0
05:00 PM	0	0	0	0	0	0	0	0	0	0	0	0	0	0	0	0	0	0	0	0	0	0	0	0	0	0
05:15 PM	0	0	0	0	0	0	0	0	0	0	0	0	0	0	0	0	0	0	0	0	0	0	0	0	0	0
05:30 PM	0	0	0	0	0	0	0	0	0	0	0	0	0	0	0	0	0	0	0	0	0	0	0	0	0	0
05:45 PM	0	0	0	0	0	0	0	0	0	0	0	0	0	0	0	0	0	0	0	0	0	0	0	0	0	0
Total	0	0	0	0	0	0	0	0	0	0	0	0	0	0	0	0	0	0	0	0	0	0	0	0	0	0
06:00 PM	0	0	0	0	0	0	0	0	0	0	0	0	0	0	0	0	0	0	0	0	0	0	0	0	0	0
06:15 PM	0	0	0	0	0	0	0	0	0	0	0	0	0	0	0	0	0	0	0	0	0	0	0	0	0	0
06:30 PM	0	0	0	0	0	0	0	0	0	0	0	0	0	0	0	0	0	0	0	0	0	0	0	0	0	0
06:45 PM	0	0	0	0	0	0	0	0	0	0	0	0	0	0	0	0	0	0	0	0	0	0	0	0	0	0
Total	0	0	0	0	0	0	0	0	0	0	0	0	0	0	0	0	0	0	0	0	0	0	0	0	0	0
Grand Total	0	1	0	0	1	0	0	0	0	0	0	0	0	0	0	0	0	0	0	0	0	0	0	0	0	1
Apprch %	0	100	0	0		0	0	0	0		0	0	0	0		0	0	0	0		0	0	0	0		
Total %	0	100	0	0	100	0	0	0	0		0	0	0	0		0	0	0	0		0	0	0	0		

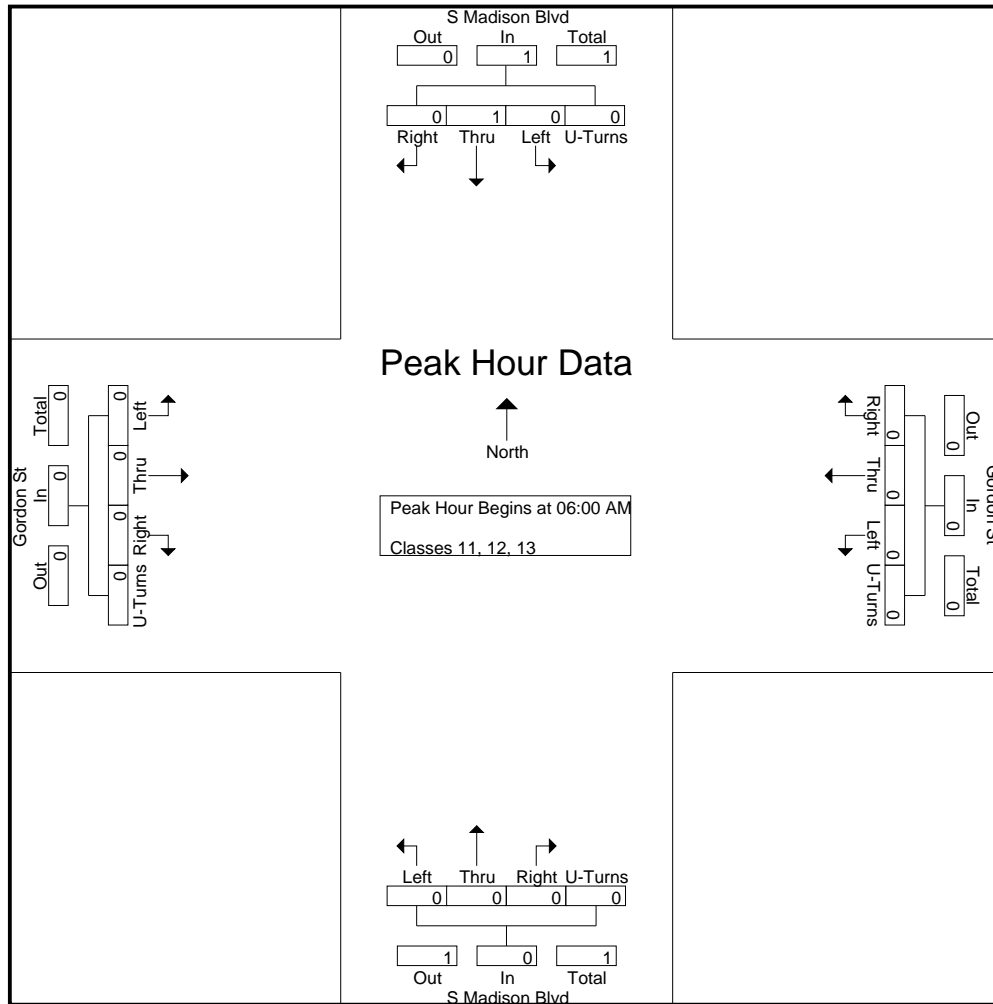


Quality Counts, LLC

920 Blairhill Rd, STE B106
Charlotte, NC 28217

File Name : 14473012 - S Madison Blvd & Gordon St
Site Code : 14473012
Start Date : 8/30/2017
Page No : 3

Start Time	S Madison Blvd Southbound					Gordon St Westbound					S Madison Blvd Northbound					Gordon St Eastbound					Int. Total	
	Right	Thru	Left	U-Turns	App. Total	Right	Thru	Left	U-Turns	App. Total	Right	Thru	Left	U-Turns	App. Total	Right	Thru	Left	U-Turns	App. Total		
Peak Hour Analysis From 06:00 AM to 09:45 AM - Peak 1 of 1																						
Peak Hour for Entire Intersection Begins at 06:00 AM																						
06:00 AM	0	0	0	0	0	0	0	0	0	0	0	0	0	0	0	0	0	0	0	0	0	0
06:15 AM	0	1	0	0	1	0	0	0	0	0	0	0	0	0	0	0	0	0	0	0	0	0
06:30 AM	0	0	0	0	0	0	0	0	0	0	0	0	0	0	0	0	0	0	0	0	0	0
06:45 AM	0	0	0	0	0	0	0	0	0	0	0	0	0	0	0	0	0	0	0	0	0	0
Total Volume	0	1	0	0	1	0	0	0	0	0	0	0	0	0	0	0	0	0	0	0	0	0
% App. Total	0	100	0	0		0	0	0	0		0	0	0	0		0	0	0	0		0	
PHF	.000	.250	.000	.000	.250	.000	.000	.000	.000	.000	.000	.000	.000	.000	.000	.000	.000	.000	.000	.000	.000	.250

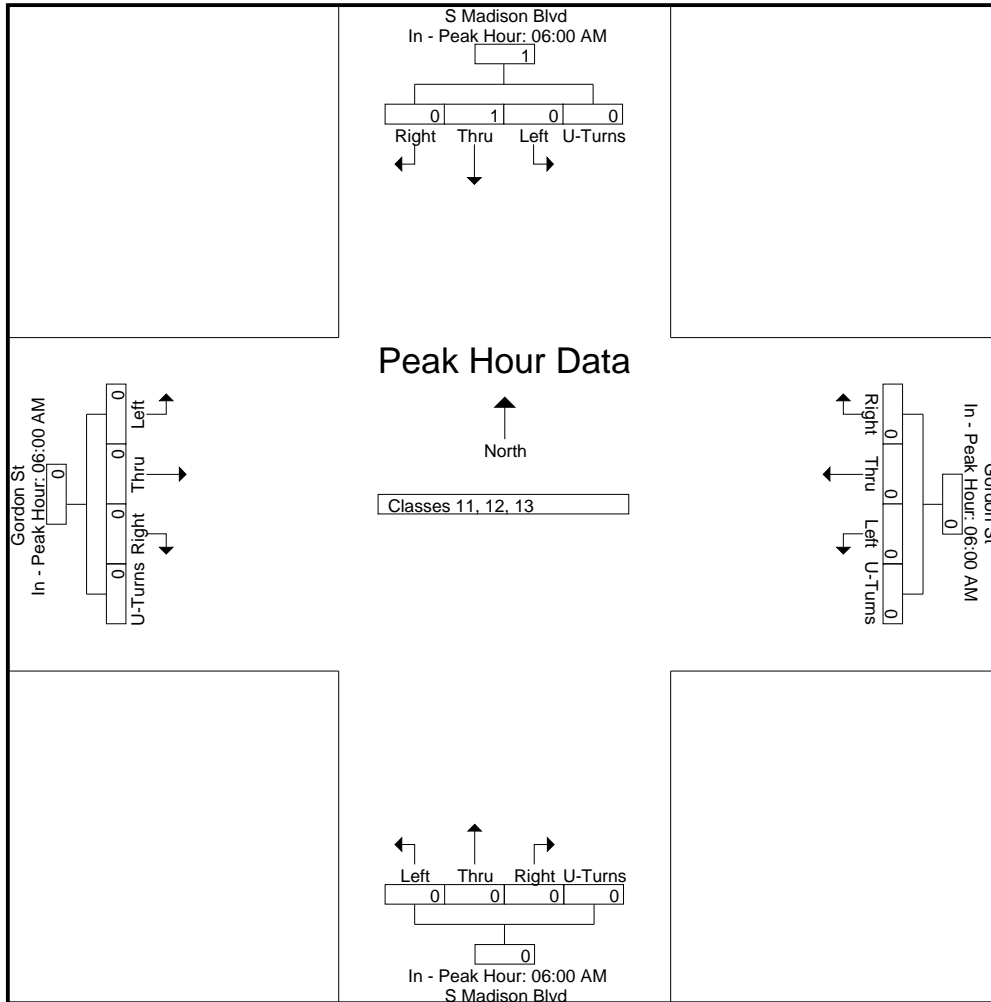


Quality Counts, LLC

920 Blairhill Rd, STE B106
Charlotte, NC 28217

File Name : 14473012 - S Madison Blvd & Gordon St
Site Code : 14473012
Start Date : 8/30/2017
Page No : 4

Start Time	S Madison Blvd Southbound					Gordon St Westbound					S Madison Blvd Northbound					Gordon St Eastbound					Int. Total	
	Right	Thru	Left	U-Turns	App. Total	Right	Thru	Left	U-Turns	App. Total	Right	Thru	Left	U-Turns	App. Total	Right	Thru	Left	U-Turns	App. Total		
Peak Hour Analysis From 06:00 AM to 09:45 AM - Peak 1 of 1																						
Peak Hour for Each Approach Begins at:																						
	06:00 AM					06:00 AM					06:00 AM					06:00 AM						
+0 mins.	0	0	0	0	0	0	0	0	0	0	0	0	0	0	0	0	0	0	0	0	0	0
+15 mins.	0	1	0	0	1	0	0	0	0	0	0	0	0	0	0	0	0	0	0	0	0	0
+30 mins.	0	0	0	0	0	0	0	0	0	0	0	0	0	0	0	0	0	0	0	0	0	0
+45 mins.	0	0	0	0	0	0	0	0	0	0	0	0	0	0	0	0	0	0	0	0	0	0
Total Volume	0	1	0	0	1	0	0	0	0	0	0	0	0	0	0	0	0	0	0	0	0	0
% App. Total	0	100	0	0		0	0	0	0		0	0	0	0		0	0	0	0		0	
PHF	.000	.250	.000	.000	.250	.000	.000	.000	.000	.000	.000	.000	.000	.000	.000	.000	.000	.000	.000	.000	.000	

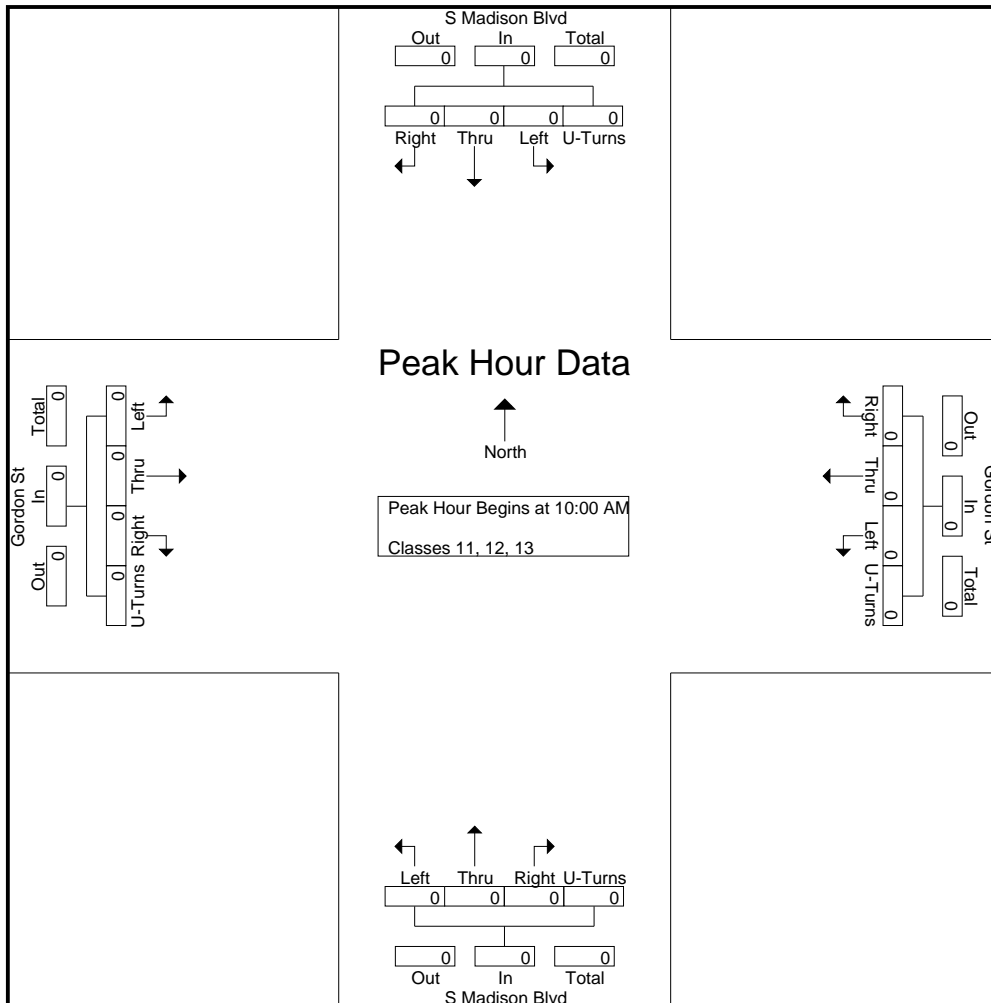


Quality Counts, LLC

920 Blairhill Rd, STE B106
Charlotte, NC 28217

File Name : 14473012 - S Madison Blvd & Gordon St
Site Code : 14473012
Start Date : 8/30/2017
Page No : 5

Start Time	S Madison Blvd Southbound					Gordon St Westbound					S Madison Blvd Northbound					Gordon St Eastbound					Int. Total
	Right	Thru	Left	U-Turns	App. Total	Right	Thru	Left	U-Turns	App. Total	Right	Thru	Left	U-Turns	App. Total	Right	Thru	Left	U-Turns	App. Total	
Peak Hour Analysis From 10:00 AM to 02:45 PM - Peak 1 of 1																					
Peak Hour for Entire Intersection Begins at 10:00 AM																					
10:00 AM	0	0	0	0	0	0	0	0	0	0	0	0	0	0	0	0	0	0	0	0	0
10:15 AM	0	0	0	0	0	0	0	0	0	0	0	0	0	0	0	0	0	0	0	0	0
10:30 AM	0	0	0	0	0	0	0	0	0	0	0	0	0	0	0	0	0	0	0	0	0
10:45 AM	0	0	0	0	0	0	0	0	0	0	0	0	0	0	0	0	0	0	0	0	0
Total Volume	0	0	0	0	0	0	0	0	0	0	0	0	0	0	0	0	0	0	0	0	0
% App. Total	0	0	0	0	0	0	0	0	0	0	0	0	0	0	0	0	0	0	0	0	0
PHF	.000	.000	.000	.000	.000	.000	.000	.000	.000	.000	.000	.000	.000	.000	.000	.000	.000	.000	.000	.000	.000



Quality Counts, LLC

920 Blairhill Rd, STE B106
Charlotte, NC 28217

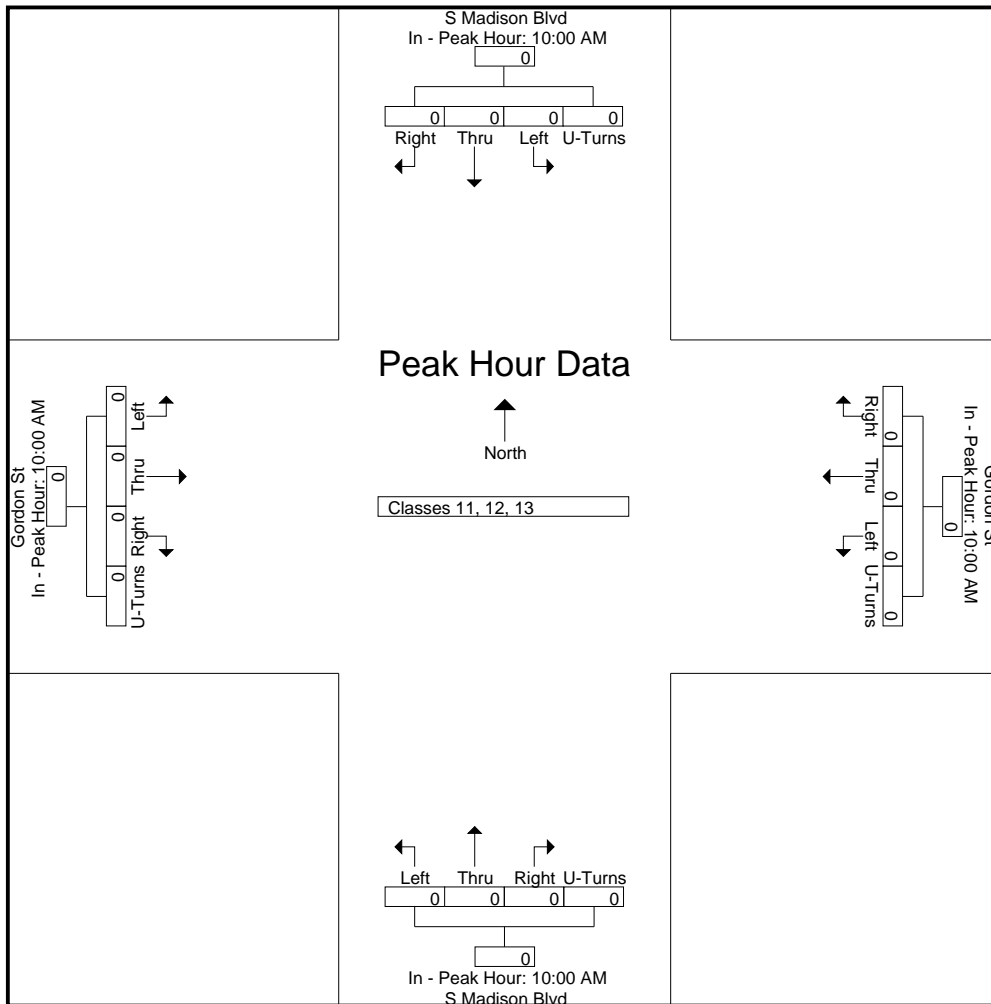
File Name : 14473012 - S Madison Blvd & Gordon St
Site Code : 14473012
Start Date : 8/30/2017
Page No : 6

Start Time	S Madison Blvd Southbound					Gordon St Westbound					S Madison Blvd Northbound					Gordon St Eastbound					Int. Total
	Right	Thru	Left	U-Turns	App. Total	Right	Thru	Left	U-Turns	App. Total	Right	Thru	Left	U-Turns	App. Total	Right	Thru	Left	U-Turns	App. Total	

Peak Hour Analysis From 10:00 AM to 02:45 PM - Peak 1 of 1

Peak Hour for Each Approach Begins at:

	10:00 AM					10:00 AM					10:00 AM					10:00 AM									
+0 mins.	0	0	0	0	0	0	0	0	0	0	0	0	0	0	0	0	0	0	0	0	0	0	0	0	0
+15 mins.	0	0	0	0	0	0	0	0	0	0	0	0	0	0	0	0	0	0	0	0	0	0	0	0	0
+30 mins.	0	0	0	0	0	0	0	0	0	0	0	0	0	0	0	0	0	0	0	0	0	0	0	0	0
+45 mins.	0	0	0	0	0	0	0	0	0	0	0	0	0	0	0	0	0	0	0	0	0	0	0	0	0
Total Volume	0	0	0	0	0	0	0	0	0	0	0	0	0	0	0	0	0	0	0	0	0	0	0	0	0
% App. Total	0	0	0	0	0	0	0	0	0	0	0	0	0	0	0	0	0	0	0	0	0	0	0	0	0
PHF	.000	.000	.000	.000	.000	.000	.000	.000	.000	.000	.000	.000	.000	.000	.000	.000	.000	.000	.000	.000	.000	.000	.000	.000	.000



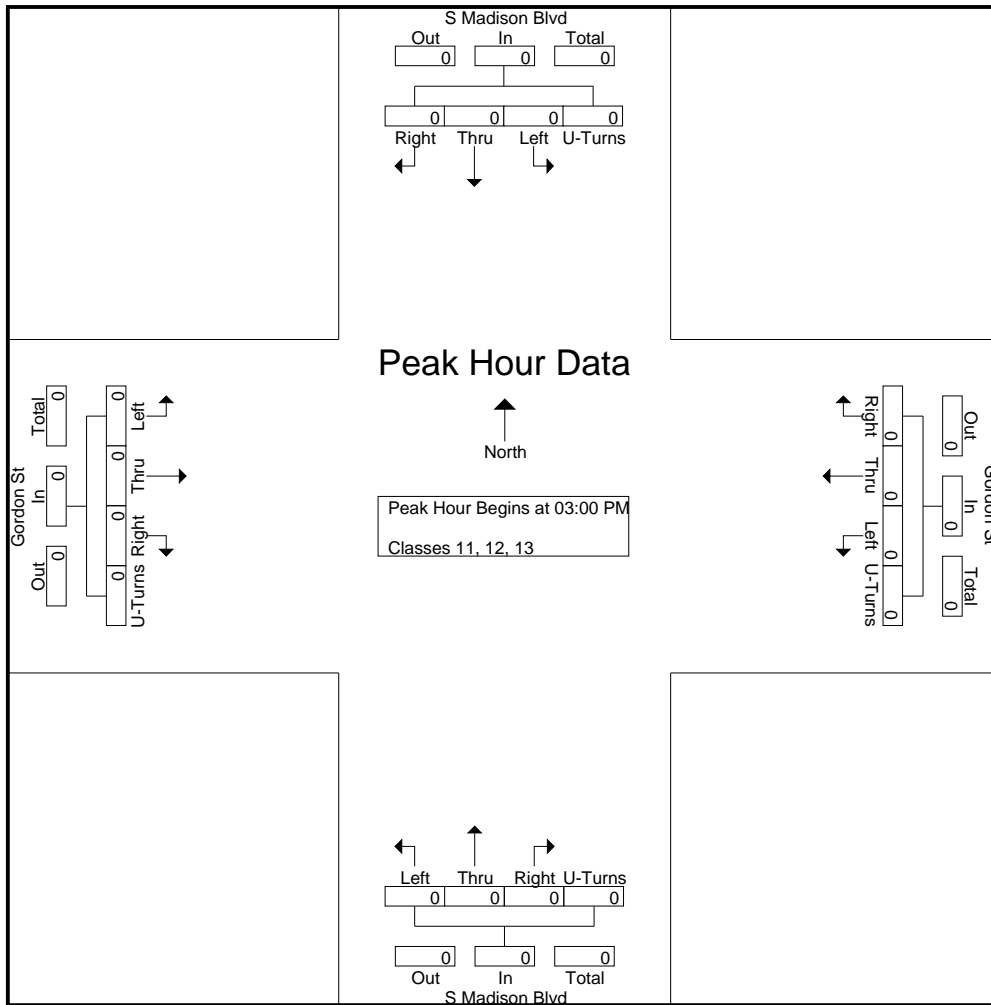
Quality Counts, LLC

920 Blairhill Rd, STE B106
Charlotte, NC 28217

File Name : 14473012 - S Madison Blvd & Gordon St
Site Code : 14473012
Start Date : 8/30/2017
Page No : 7

Start Time	S Madison Blvd Southbound					Gordon St Westbound					S Madison Blvd Northbound					Gordon St Eastbound					Int. Total
	Right	Thru	Left	U-Turns	App. Total	Right	Thru	Left	U-Turns	App. Total	Right	Thru	Left	U-Turns	App. Total	Right	Thru	Left	U-Turns	App. Total	
03:00 PM	0	0	0	0	0	0	0	0	0	0	0	0	0	0	0	0	0	0	0	0	0
03:15 PM	0	0	0	0	0	0	0	0	0	0	0	0	0	0	0	0	0	0	0	0	0
03:30 PM	0	0	0	0	0	0	0	0	0	0	0	0	0	0	0	0	0	0	0	0	0
03:45 PM	0	0	0	0	0	0	0	0	0	0	0	0	0	0	0	0	0	0	0	0	0
Total Volume	0	0	0	0	0	0	0	0	0	0	0	0	0	0	0	0	0	0	0	0	0
% App. Total	0	0	0	0	0	0	0	0	0	0	0	0	0	0	0	0	0	0	0	0	0
PHF	.000	.000	.000	.000	.000	.000	.000	.000	.000	.000	.000	.000	.000	.000	.000	.000	.000	.000	.000	.000	.000

Peak Hour Analysis From 03:00 PM to 06:45 PM - Peak 1 of 1
Peak Hour for Entire Intersection Begins at 03:00 PM



Quality Counts, LLC

920 Blairhill Rd, STE B106
Charlotte, NC 28217

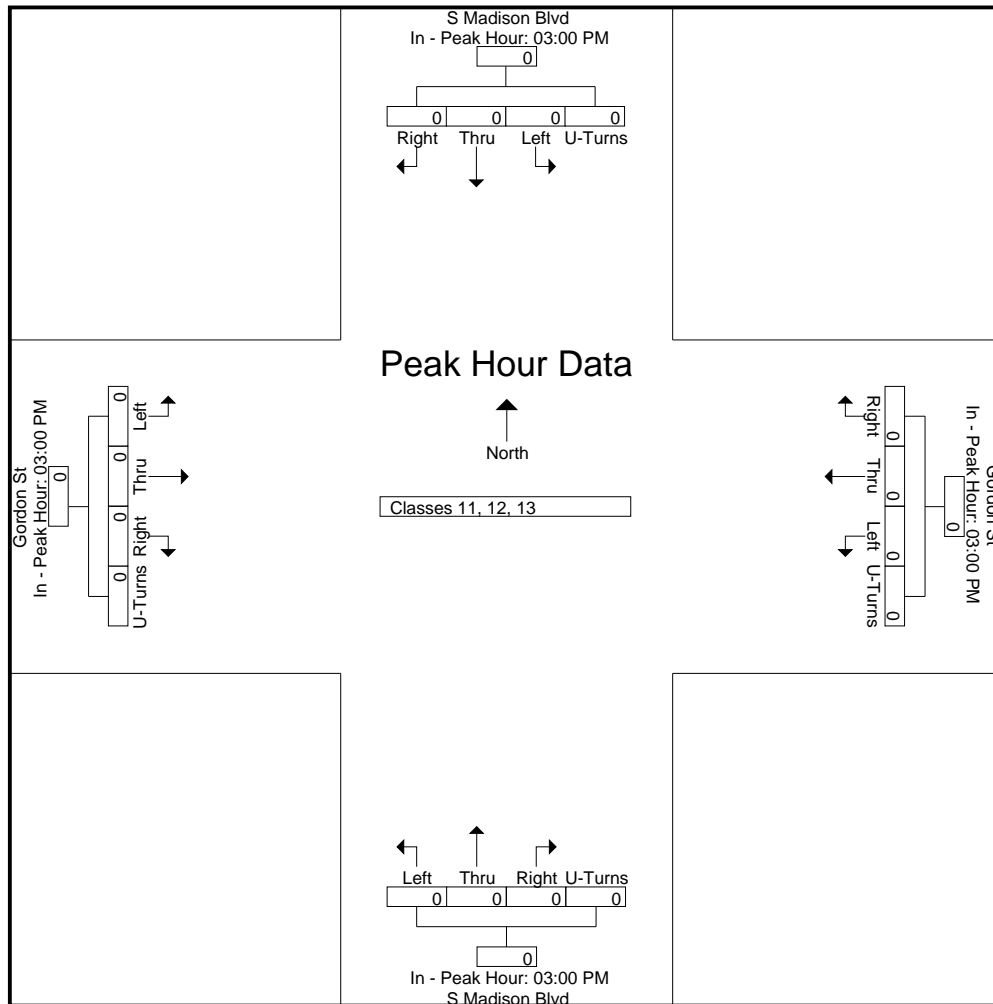
File Name : 14473012 - S Madison Blvd & Gordon St
Site Code : 14473012
Start Date : 8/30/2017
Page No : 8

Start Time	S Madison Blvd Southbound					Gordon St Westbound					S Madison Blvd Northbound					Gordon St Eastbound					Int. Total
	Right	Thru	Left	U-Turns	App. Total	Right	Thru	Left	U-Turns	App. Total	Right	Thru	Left	U-Turns	App. Total	Right	Thru	Left	U-Turns	App. Total	

Peak Hour Analysis From 03:00 PM to 06:45 PM - Peak 1 of 1

Peak Hour for Each Approach Begins at:

	03:00 PM					03:00 PM					03:00 PM					03:00 PM									
+0 mins.	0	0	0	0	0	0	0	0	0	0	0	0	0	0	0	0	0	0	0	0	0	0	0	0	0
+15 mins.	0	0	0	0	0	0	0	0	0	0	0	0	0	0	0	0	0	0	0	0	0	0	0	0	0
+30 mins.	0	0	0	0	0	0	0	0	0	0	0	0	0	0	0	0	0	0	0	0	0	0	0	0	0
+45 mins.	0	0	0	0	0	0	0	0	0	0	0	0	0	0	0	0	0	0	0	0	0	0	0	0	0
Total Volume	0	0	0	0	0	0	0	0	0	0	0	0	0	0	0	0	0	0	0	0	0	0	0	0	0
% App. Total	0	0	0	0	0	0	0	0	0	0	0	0	0	0	0	0	0	0	0	0	0	0	0	0	0
PHF	.000	.000	.000	.000	.000	.000	.000	.000	.000	.000	.000	.000	.000	.000	.000	.000	.000	.000	.000	.000	.000	.000	.000	.000	.000



Quality Counts, LLC

920 Blairhill Rd, STE B106
Charlotte, NC 28217

File Name : 14473012 - S Madison Blvd & Gordon St

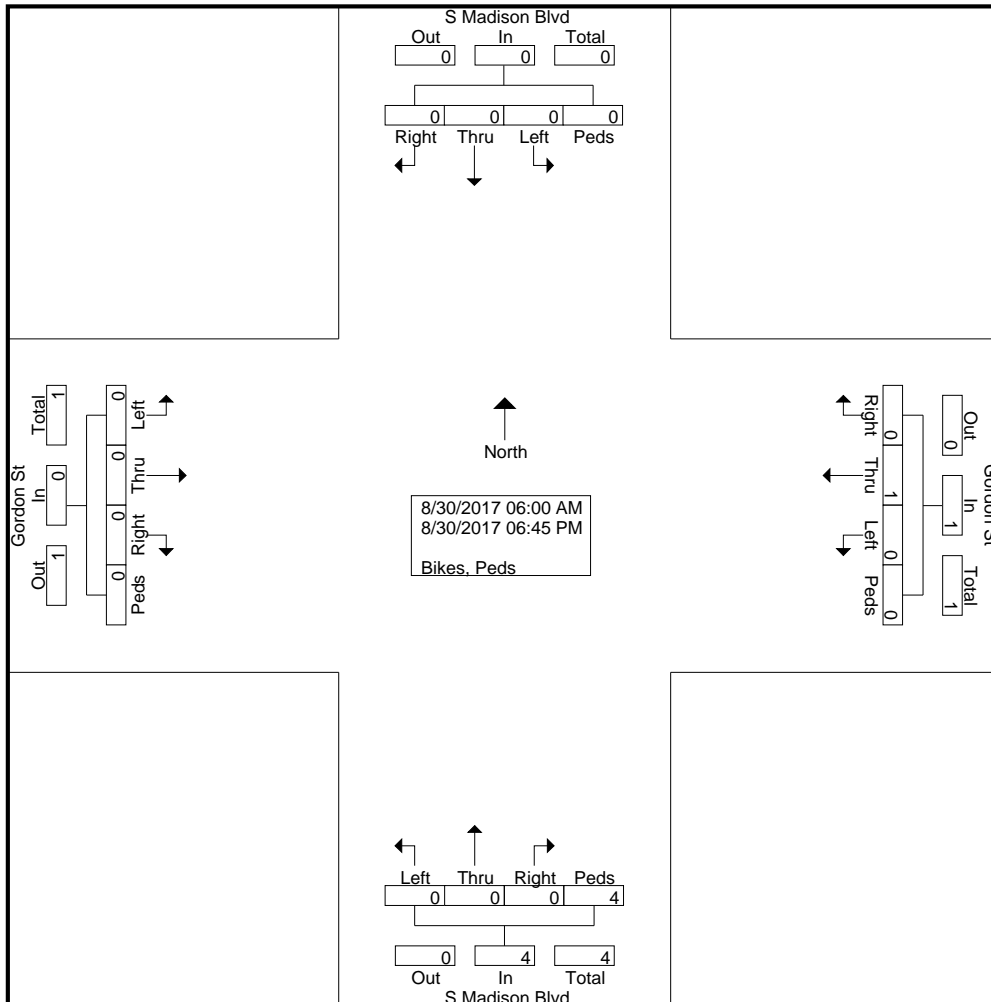
Site Code : 14473012

Start Date : 8/30/2017

Page No : 2

Groups Printed- Bikes, Peds

Start Time	S Madison Blvd Southbound					Gordon St Westbound					S Madison Blvd Northbound					Gordon St Eastbound					Int. Total	
	Right	Thru	Left	Peds	App. Total	Right	Thru	Left	Peds	App. Total	Right	Thru	Left	Peds	App. Total	Right	Thru	Left	Peds	App. Total		
04:00 PM	0	0	0	0	0	0	0	0	0	0	0	0	0	0	0	0	0	0	0	0	0	0
04:15 PM	0	0	0	0	0	0	0	0	0	0	0	0	0	0	0	0	0	0	0	0	0	0
04:30 PM	0	0	0	0	0	0	0	0	0	0	0	0	0	0	0	0	0	0	0	0	0	0
04:45 PM	0	0	0	0	0	0	0	0	0	0	0	0	0	1	1	0	0	0	0	0	0	1
Total	0	0	0	0	0	0	0	0	0	0	0	0	0	1	1	0	0	0	0	0	0	1
05:00 PM	0	0	0	0	0	0	0	0	0	0	0	0	0	0	0	0	0	0	0	0	0	0
05:15 PM	0	0	0	0	0	0	0	0	0	0	0	0	0	0	0	0	0	0	0	0	0	0
05:30 PM	0	0	0	0	0	0	0	0	0	0	0	0	0	0	0	0	0	0	0	0	0	0
05:45 PM	0	0	0	0	0	0	0	0	0	0	0	0	0	0	0	0	0	0	0	0	0	0
Total	0	0	0	0	0	0	0	0	0	0	0	0	0	0	0	0	0	0	0	0	0	0
06:00 PM	0	0	0	0	0	0	0	0	0	0	0	0	0	0	0	0	0	0	0	0	0	0
06:15 PM	0	0	0	0	0	0	0	0	0	0	0	0	0	0	0	0	0	0	0	0	0	0
06:30 PM	0	0	0	0	0	0	0	0	0	0	0	0	0	0	0	0	0	0	0	0	0	0
06:45 PM	0	0	0	0	0	0	0	0	0	0	0	0	0	0	0	0	0	0	0	0	0	0
Total	0	0	0	0	0	0	0	0	0	0	0	0	0	0	0	0	0	0	0	0	0	0
Grand Total	0	0	0	0	0	0	1	0	0	1	0	0	0	4	4	0	0	0	0	0	0	5
Apprch %	0	0	0	0		0	100	0	0		0	0	0	100		0	0	0	0		0	
Total %	0	0	0	0		0	20	0	0	20	0	0	0	80	80	0	0	0	0		0	

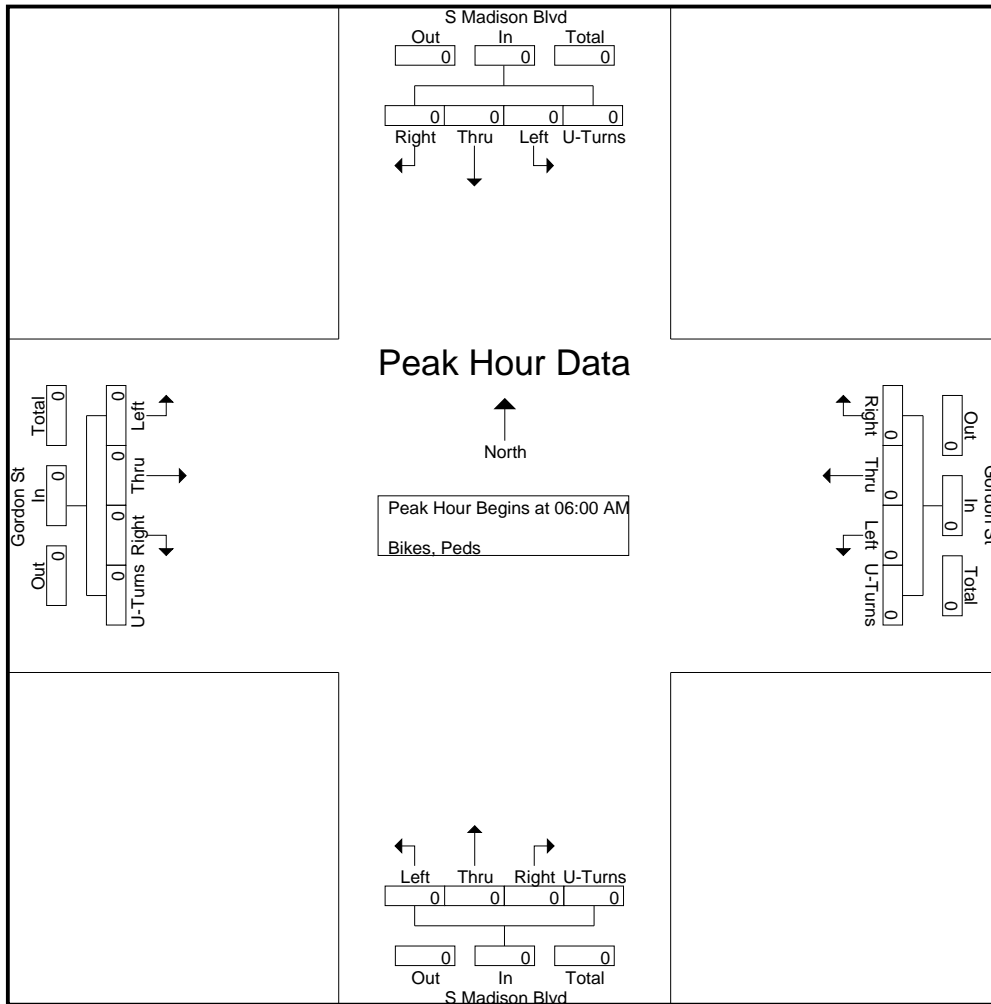


Quality Counts, LLC

920 Blairhill Rd, STE B106
Charlotte, NC 28217

File Name : 14473012 - S Madison Blvd & Gordon St
Site Code : 14473012
Start Date : 8/30/2017
Page No : 3

Start Time	S Madison Blvd Southbound					Gordon St Westbound					S Madison Blvd Northbound					Gordon St Eastbound					Int. Total	
	Right	Thru	Left	Peds	App. Total	Right	Thru	Left	Peds	App. Total	Right	Thru	Left	Peds	App. Total	Right	Thru	Left	Peds	App. Total		
Peak Hour Analysis From 06:00 AM to 09:45 AM - Peak 1 of 1																						
Peak Hour for Entire Intersection Begins at 06:00 AM																						
06:00 AM	0	0	0	0	0	0	0	0	0	0	0	0	0	0	0	0	0	0	0	0	0	0
06:15 AM	0	0	0	0	0	0	0	0	0	0	0	0	0	0	0	0	0	0	0	0	0	0
06:30 AM	0	0	0	0	0	0	0	0	0	0	0	0	0	0	0	0	0	0	0	0	0	0
06:45 AM	0	0	0	0	0	0	0	0	0	0	0	0	0	0	0	0	0	0	0	0	0	0
Total Volume	0	0	0	0	0	0	0	0	0	0	0	0	0	0	0	0	0	0	0	0	0	0
% App. Total	0	0	0	0	0	0	0	0	0	0	0	0	0	0	0	0	0	0	0	0	0	0
PHF	.000	.000	.000	.000	.000	.000	.000	.000	.000	.000	.000	.000	.000	.000	.000	.000	.000	.000	.000	.000	.000	.000

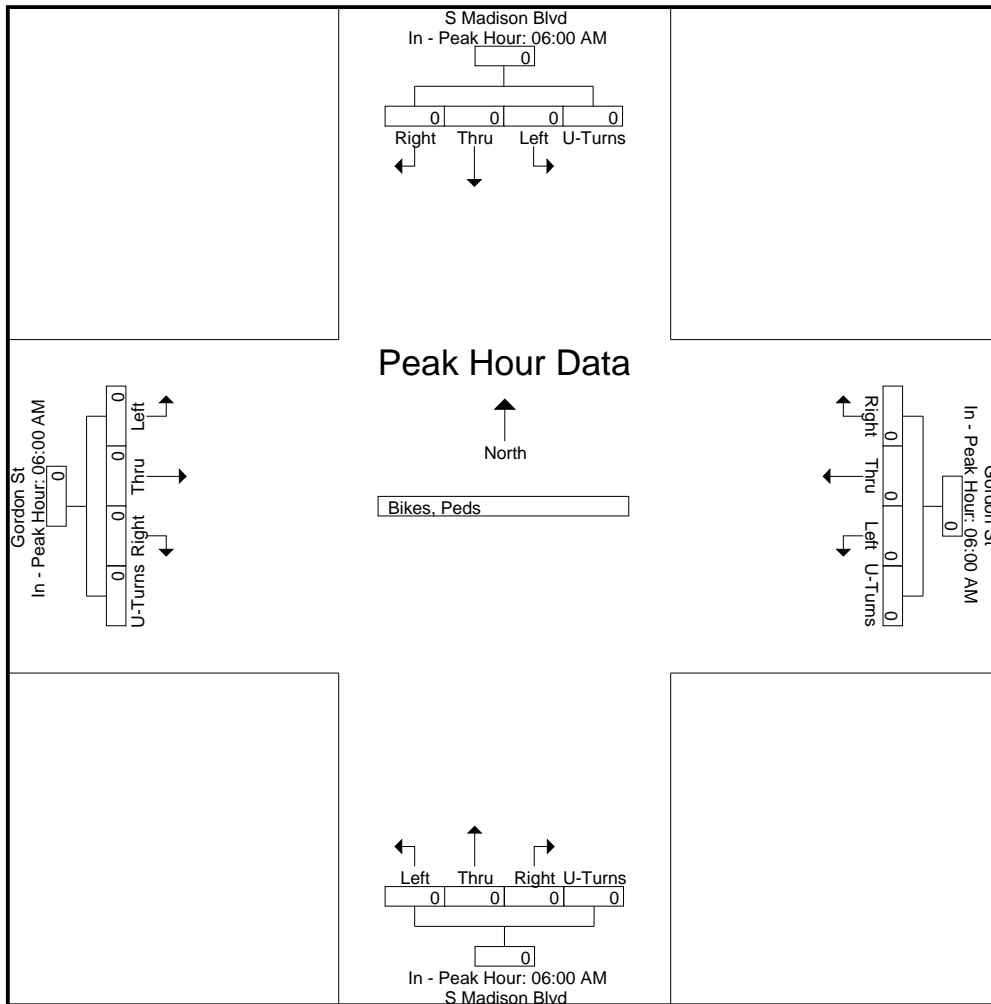


Quality Counts, LLC

920 Blairhill Rd, STE B106
Charlotte, NC 28217

File Name : 14473012 - S Madison Blvd & Gordon St
Site Code : 14473012
Start Date : 8/30/2017
Page No : 4

Start Time	S Madison Blvd Southbound					Gordon St Westbound					S Madison Blvd Northbound					Gordon St Eastbound					Int. Total	
	Right	Thru	Left	Peds	App. Total	Right	Thru	Left	Peds	App. Total	Right	Thru	Left	Peds	App. Total	Right	Thru	Left	Peds	App. Total		
Peak Hour Analysis From 06:00 AM to 09:45 AM - Peak 1 of 1																						
Peak Hour for Each Approach Begins at:																						
	06:00 AM					06:00 AM					06:00 AM					06:00 AM						
+0 mins.	0	0	0	0	0	0	0	0	0	0	0	0	0	0	0	0	0	0	0	0	0	0
+15 mins.	0	0	0	0	0	0	0	0	0	0	0	0	0	0	0	0	0	0	0	0	0	0
+30 mins.	0	0	0	0	0	0	0	0	0	0	0	0	0	0	0	0	0	0	0	0	0	0
+45 mins.	0	0	0	0	0	0	0	0	0	0	0	0	0	0	0	0	0	0	0	0	0	0
Total Volume	0	0	0	0	0	0	0	0	0	0	0	0	0	0	0	0	0	0	0	0	0	0
% App. Total	0	0	0	0	0	0	0	0	0	0	0	0	0	0	0	0	0	0	0	0	0	0
PHF	.000	.000	.000	.000	.000	.000	.000	.000	.000	.000	.000	.000	.000	.000	.000	.000	.000	.000	.000	.000	.000	.000

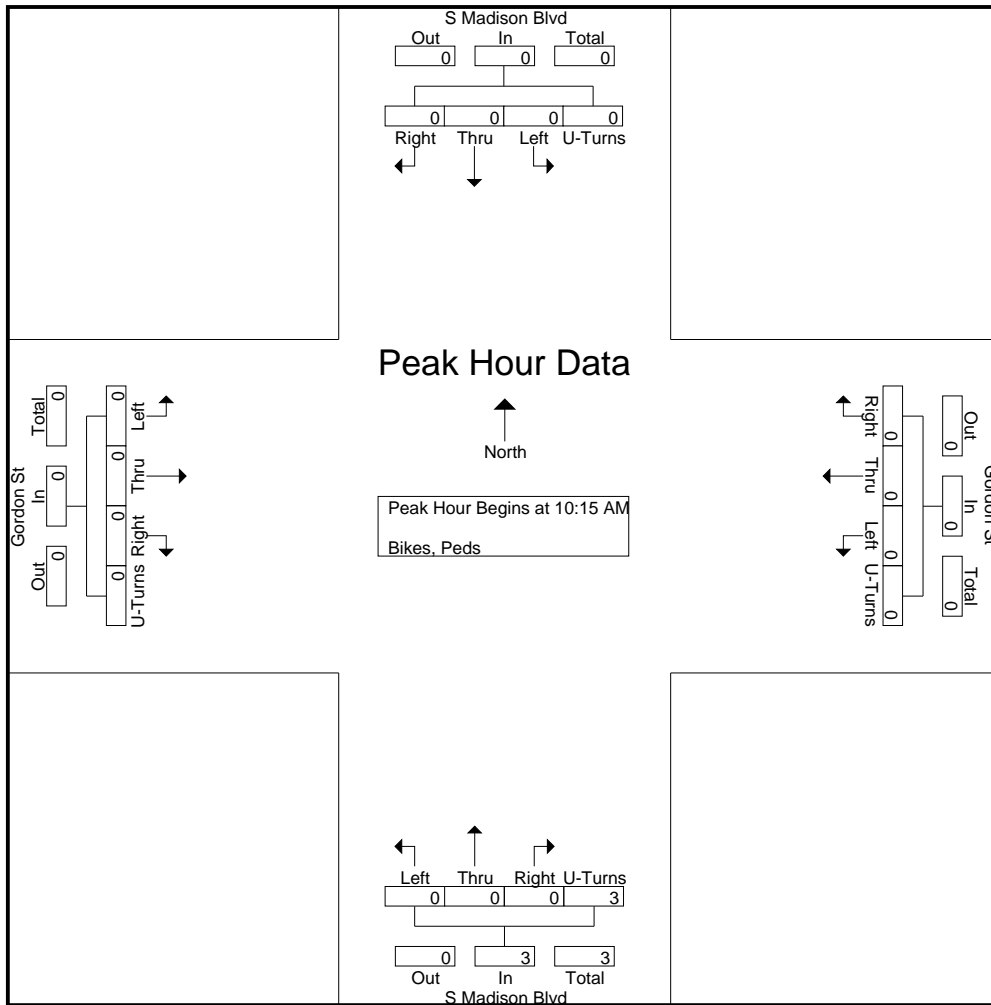


Quality Counts, LLC

920 Blairhill Rd, STE B106
Charlotte, NC 28217

File Name : 14473012 - S Madison Blvd & Gordon St
Site Code : 14473012
Start Date : 8/30/2017
Page No : 5

Start Time	S Madison Blvd Southbound					Gordon St Westbound					S Madison Blvd Northbound					Gordon St Eastbound					Int. Total
	Right	Thru	Left	Peds	App. Total	Right	Thru	Left	Peds	App. Total	Right	Thru	Left	Peds	App. Total	Right	Thru	Left	Peds	App. Total	
Peak Hour Analysis From 10:00 AM to 02:45 PM - Peak 1 of 1																					
Peak Hour for Entire Intersection Begins at 10:15 AM																					
10:15 AM	0	0	0	0	0	0	0	0	0	0	0	0	0	0	0	0	0	0	0	0	0
10:30 AM	0	0	0	0	0	0	0	0	0	0	0	0	0	1	1	0	0	0	0	0	0
10:45 AM	0	0	0	0	0	0	0	0	0	0	0	0	0	0	0	0	0	0	0	0	0
11:00 AM	0	0	0	0	0	0	0	0	0	0	0	0	0	2	2	0	0	0	0	0	0
Total Volume	0	0	0	0	0	0	0	0	0	0	0	0	0	3	3	0	0	0	0	0	0
% App. Total	0	0	0	0	0	0	0	0	0	0	0	0	0	100	100	0	0	0	0	0	0
PHF	.000	.000	.000	.000	.000	.000	.000	.000	.000	.000	.000	.000	.000	.375	.375	.000	.000	.000	.000	.000	.375



Quality Counts, LLC

920 Blairhill Rd, STE B106
Charlotte, NC 28217

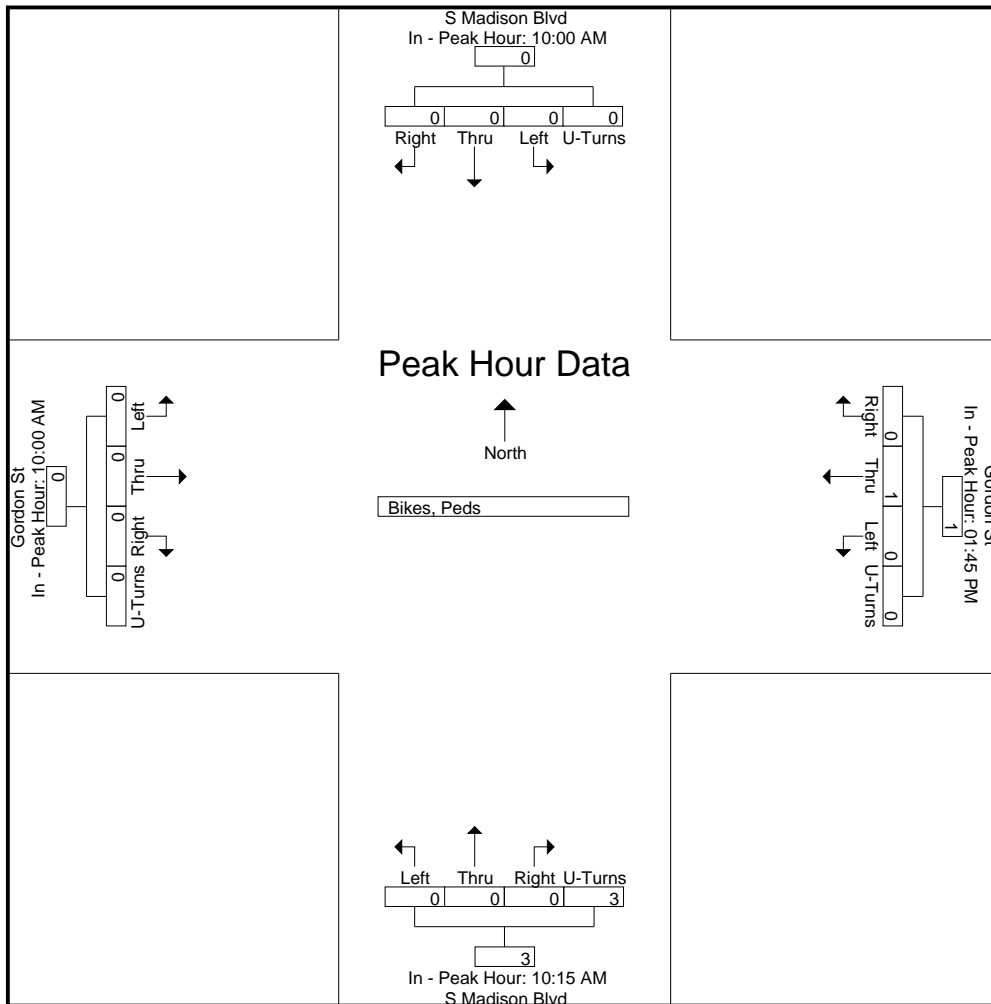
File Name : 14473012 - S Madison Blvd & Gordon St
Site Code : 14473012
Start Date : 8/30/2017
Page No : 6

Start Time	S Madison Blvd Southbound					Gordon St Westbound					S Madison Blvd Northbound					Gordon St Eastbound					Int. Total
	Rig ht	Thr u	Left	Ped s	App. Total	Rig ht	Thr u	Left	Ped s	App. Total	Right	Thr u	Left	Peds	App. Total	Right	Thr u	Left	Peds	App. Total	

Peak Hour Analysis From 10:00 AM to 02:45 PM - Peak 1 of 1

Peak Hour for Each Approach Begins at:

	10:00 AM					01:45 PM					10:15 AM					10:00 AM									
+0 mins.	0	0	0	0	0	0	0	0	0	0	0	0	0	0	0	0	0	0	0	0	0	0	0	0	0
+15 mins.	0	0	0	0	0	0	0	0	0	0	0	0	0	0	1	0	0	0	0	0	0	0	0	0	0
+30 mins.	0	0	0	0	0	0	0	0	0	0	0	0	0	0	0	0	0	0	0	0	0	0	0	0	0
+45 mins.	0	0	0	0	0	0	1	0	0	1	0	0	0	2	2	0	0	0	0	0	0	0	0	0	0
Total Volume	0	0	0	0	0	0	1	0	0	1	0	0	0	3	3	0	0	0	0	0	0	0	0	0	0
% App. Total	0	0	0	0	0	0	100	0	0	0	0	0	0	100	0	0	0	0	0	0	0	0	0	0	0
PHF	.000	.000	.000	.000	.000	.000	.250	.000	.000	.250	.000	.000	.000	.375	.375	.000	.000	.000	.000	.000	.000	.000	.000	.000	.000



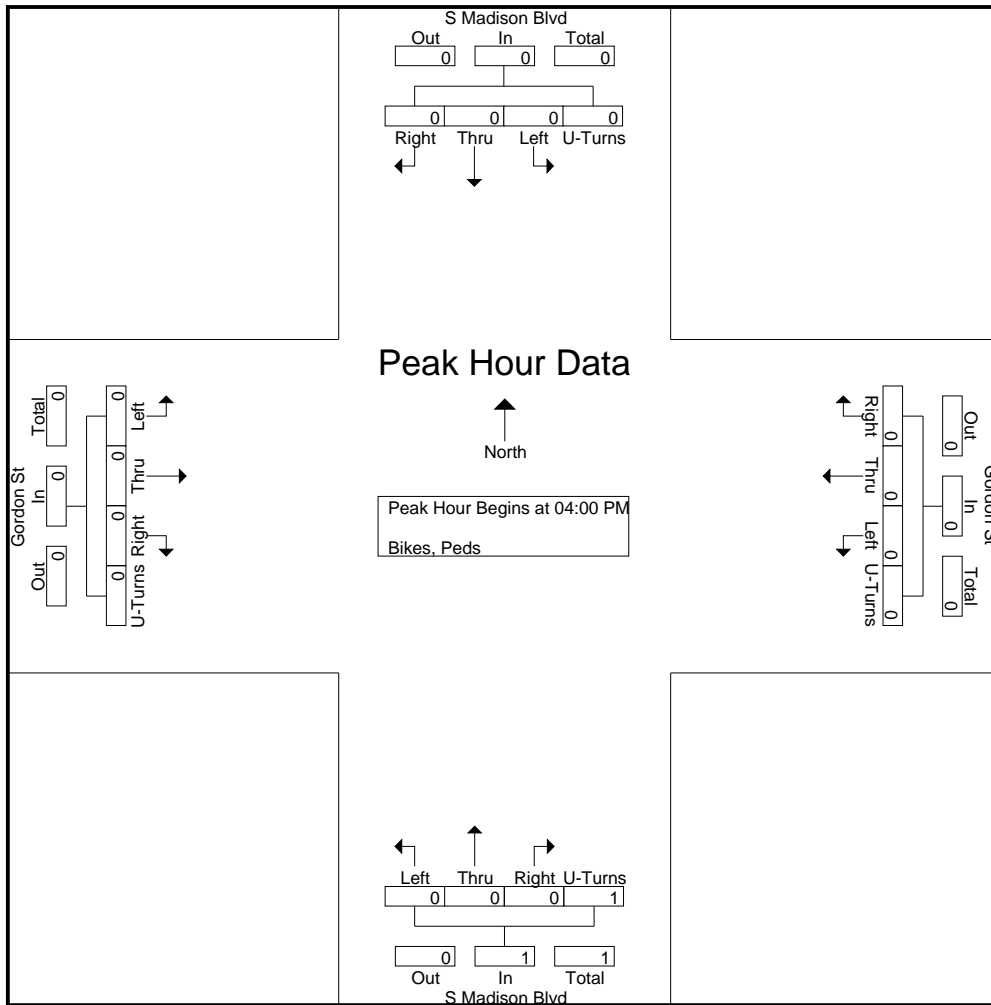
Quality Counts, LLC

920 Blairhill Rd, STE B106
Charlotte, NC 28217

File Name : 14473012 - S Madison Blvd & Gordon St
Site Code : 14473012
Start Date : 8/30/2017
Page No : 7

Start Time	S Madison Blvd Southbound					Gordon St Westbound					S Madison Blvd Northbound					Gordon St Eastbound					Int. Total
	Rig ht	Thr u	Left	Ped s	App. Total	Rig ht	Thr u	Left	Ped s	App. Total	Right	Thr u	Left	Peds	App. Total	Right	Thr u	Left	Peds	App. Total	
04:00 PM	0	0	0	0	0	0	0	0	0	0	0	0	0	0	0	0	0	0	0	0	0
04:15 PM	0	0	0	0	0	0	0	0	0	0	0	0	0	0	0	0	0	0	0	0	0
04:30 PM	0	0	0	0	0	0	0	0	0	0	0	0	0	0	0	0	0	0	0	0	0
04:45 PM	0	0	0	0	0	0	0	0	0	0	0	0	0	1	1	0	0	0	0	0	1
Total Volume	0	0	0	0	0	0	0	0	0	0	0	0	0	1	1	0	0	0	0	0	1
% App. Total	0	0	0	0	0	0	0	0	0	0	0	0	0	100	100	0	0	0	0	0	100
PHF	.000	.000	.000	.000	.000	.000	.000	.000	.000	.000	.000	.000	.000	.250	.250	.000	.000	.000	.000	.000	.250

Peak Hour Analysis From 03:00 PM to 06:45 PM - Peak 1 of 1
Peak Hour for Entire Intersection Begins at 04:00 PM



Quality Counts, LLC

920 Blairhill Rd, STE B106
Charlotte, NC 28217

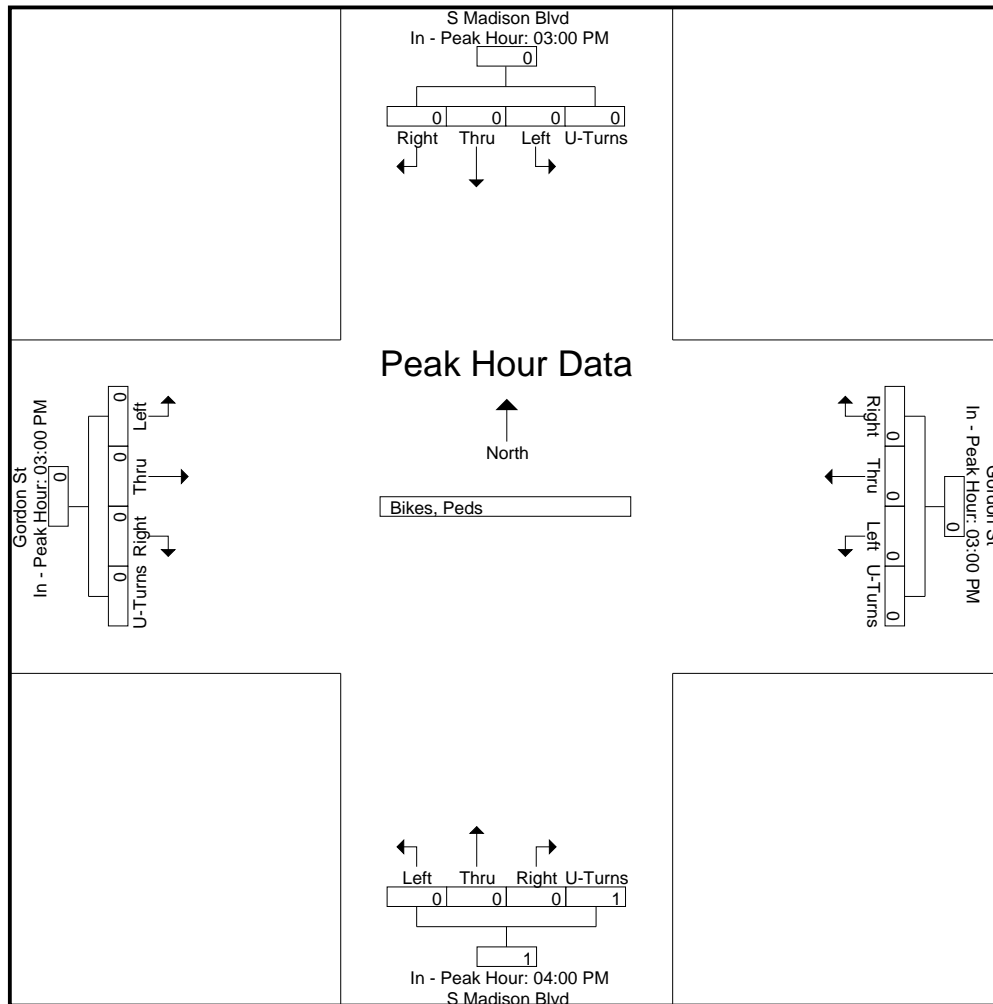
File Name : 14473012 - S Madison Blvd & Gordon St
Site Code : 14473012
Start Date : 8/30/2017
Page No : 8

Start Time	S Madison Blvd Southbound					Gordon St Westbound					S Madison Blvd Northbound					Gordon St Eastbound					Int. Total
	Rig ht	Thr u	Left	Ped s	App. Total	Rig ht	Thr u	Left	Ped s	App. Total	Right	Thr u	Left	Peds	App. Total	Right	Thr u	Left	Peds	App. Total	

Peak Hour Analysis From 03:00 PM to 06:45 PM - Peak 1 of 1

Peak Hour for Each Approach Begins at:

	03:00 PM					03:00 PM					04:00 PM					03:00 PM				
+0 mins.	0	0	0	0	0	0	0	0	0	0	0	0	0	0	0	0	0	0	0	0
+15 mins.	0	0	0	0	0	0	0	0	0	0	0	0	0	0	0	0	0	0	0	0
+30 mins.	0	0	0	0	0	0	0	0	0	0	0	0	0	0	0	0	0	0	0	0
+45 mins.	0	0	0	0	0	0	0	0	0	0	0	0	0	1	1	0	0	0	0	0
Total Volume	0	0	0	0	0	0	0	0	0	0	0	0	0	1	1	0	0	0	0	0
% App. Total	0	0	0	0	0	0	0	0	0	0	0	0	0	100	100	0	0	0	0	0
PHF	.000	.000	.000	.000	.000	.000	.000	.000	.000	.000	.000	.000	.000	.250	.250	.000	.000	.000	.000	.000



Quality Counts, LLC

920 Blairhill Rd, STE B106
Charlotte, NC 28217

File Name : 14473013 - N Madison Blvd & Court St

Site Code : 14473013

Start Date : 8/30/2017

Page No : 1

Groups Printed- Classes 1, 2, 3 - Classes 4, 5, 6, 7 - Classes 8, 9, 10 - Classes 11, 12, 13 - Bikes, Peds

Start Time	N Madison Blvd Southbound					Court St Westbound					N Madison Blvd Northbound					Court St Eastbound					Int. Total
	Right	Thru	Left	Peds	App. Total	Right	Thru	Left	Peds	App. Total	Right	Thru	Left	Peds	App. Total	Right	Thru	Left	Peds	App. Total	
06:00 AM	11	103	1	0	115	0	3	0	0	3	0	33	3	0	36	21	0	10	0	31	185
06:15 AM	16	129	2	0	147	0	3	1	0	4	0	40	6	0	46	21	3	12	0	36	233
06:30 AM	12	99	0	0	111	4	1	1	0	6	0	70	7	0	77	28	4	11	0	43	237
06:45 AM	26	115	2	0	143	5	4	2	0	11	1	105	8	0	114	16	6	12	1	35	303
Total	65	446	5	0	516	9	11	4	0	24	1	248	24	0	273	86	13	45	1	145	958
07:00 AM	22	116	5	0	143	1	4	6	0	11	2	112	7	0	121	21	10	18	0	49	324
07:15 AM	30	147	4	1	182	3	4	2	0	9	1	169	13	0	183	22	33	22	0	77	451
07:30 AM	34	148	4	0	186	3	11	5	0	19	2	234	20	0	256	14	25	29	0	68	529
07:45 AM	34	176	9	0	219	5	9	5	0	19	0	225	24	0	249	20	15	21	0	56	543
Total	120	587	22	1	730	12	28	18	0	58	5	740	64	0	809	77	83	90	0	250	1847
08:00 AM	31	167	8	0	206	4	11	6	0	21	4	165	21	0	190	20	12	24	0	56	473
08:15 AM	38	151	5	0	194	3	7	2	0	12	3	114	14	0	131	21	11	12	0	44	381
08:30 AM	28	110	4	0	142	5	3	5	0	13	5	119	15	0	139	17	16	24	0	57	351
08:45 AM	27	148	1	0	176	5	12	3	0	20	4	145	10	0	159	11	11	16	0	38	393
Total	124	576	18	0	718	17	33	16	0	66	16	543	60	0	619	69	50	76	0	195	1598
09:00 AM	24	120	6	0	150	2	9	2	0	13	1	130	12	0	143	10	12	15	0	37	343
09:15 AM	29	134	4	0	167	5	6	3	0	14	6	143	16	0	165	7	7	23	0	37	383
09:30 AM	34	136	4	0	174	5	3	0	0	8	3	121	11	0	135	6	12	21	0	39	356
09:45 AM	23	149	4	0	176	7	6	4	0	17	4	152	7	1	164	9	9	21	0	39	396
Total	110	539	18	0	667	19	24	9	0	52	14	546	46	1	607	32	40	80	0	152	1478
10:00 AM	23	139	3	0	165	0	10	4	0	14	1	133	6	0	140	13	12	22	0	47	366
10:15 AM	20	150	1	0	171	3	2	4	0	9	1	117	10	0	128	6	6	23	0	35	343
10:30 AM	26	121	6	0	153	5	6	2	0	13	6	132	12	0	150	13	6	14	0	33	349
10:45 AM	29	133	2	0	164	1	6	5	0	12	2	137	16	0	155	10	8	18	0	36	367
Total	98	543	12	0	653	9	24	15	0	48	10	519	44	0	573	42	32	77	0	151	1425
11:00 AM	26	165	2	0	193	4	7	3	0	14	3	131	13	0	147	11	8	22	0	41	395
11:15 AM	33	175	3	0	211	5	6	2	0	13	2	177	9	0	188	7	7	17	1	32	444
11:30 AM	36	163	4	0	203	3	12	10	0	25	7	149	8	0	164	6	6	28	0	40	432
11:45 AM	31	170	3	0	204	8	6	1	0	15	6	167	13	0	186	11	6	32	0	49	454
Total	126	673	12	0	811	20	31	16	0	67	18	624	43	0	685	35	27	99	1	162	1725
12:00 PM	23	173	4	0	200	6	14	6	0	26	5	192	8	0	205	12	8	24	0	44	475
12:15 PM	29	202	9	1	241	9	17	5	0	31	3	172	10	0	185	6	9	18	0	33	490
12:30 PM	38	178	7	0	223	6	8	6	0	20	6	161	16	0	183	13	7	27	0	47	473
12:45 PM	26	151	5	0	182	5	7	2	0	14	5	174	20	0	199	13	11	24	0	48	443
Total	116	704	25	1	846	26	46	19	0	91	19	699	54	0	772	44	35	93	0	172	1881
01:00 PM	37	168	6	0	211	6	4	2	0	12	2	175	9	0	186	14	12	14	0	40	449
01:15 PM	25	176	11	0	212	10	7	7	0	24	3	160	12	0	175	10	10	23	0	43	454
01:30 PM	28	145	3	0	176	3	12	5	0	20	5	161	12	0	178	13	12	27	0	52	426
01:45 PM	28	168	9	0	205	7	11	4	0	22	5	142	3	0	150	12	13	32	0	57	434
Total	118	657	29	0	804	26	34	18	0	78	15	638	36	0	689	49	47	96	0	192	1763
02:00 PM	27	179	6	0	212	5	9	5	0	19	4	149	13	0	166	13	13	29	0	55	452
02:15 PM	37	162	5	0	204	7	9	2	0	18	0	147	10	0	157	4	7	10	0	21	400
02:30 PM	36	161	4	0	201	7	11	2	0	20	6	157	19	0	182	9	13	24	0	46	449
02:45 PM	32	191	6	0	229	4	16	4	0	24	5	183	12	0	200	8	13	20	1	42	495
Total	132	693	21	0	846	23	45	13	0	81	15	636	54	0	705	34	46	83	1	164	1796
03:00 PM	39	267	3	0	309	5	13	2	0	20	2	190	10	0	202	12	9	25	0	46	577
03:15 PM	47	199	6	0	252	3	9	3	0	15	4	159	12	0	175	23	19	24	0	66	508
03:30 PM	50	212	1	0	263	3	12	3	0	18	4	190	18	0	212	18	12	33	0	63	556
03:45 PM	41	167	4	0	212	3	14	7	0	24	3	170	21	0	194	17	11	27	0	55	485
Total	177	845	14	0	1036	14	48	15	0	77	13	709	61	0	783	70	51	109	0	230	2126

Quality Counts, LLC

920 Blairhill Rd, STE B106
Charlotte, NC 28217

File Name : 14473013 - N Madison Blvd & Court St

Site Code : 14473013

Start Date : 8/30/2017

Page No : 2

Groups Printed- Classes 1, 2, 3 - Classes 4, 5, 6, 7 - Classes 8, 9, 10 - Classes 11, 12, 13 - Bikes, Peds

Start Time	N Madison Blvd Southbound					Court St Westbound					N Madison Blvd Northbound					Court St Eastbound					Int. Total
	Right	Thru	Left	Peds	App. Total	Right	Thru	Left	Peds	App. Total	Right	Thru	Left	Peds	App. Total	Right	Thru	Left	Peds	App. Total	
04:00 PM	37	157	2	0	196	4	5	3	0	12	2	198	15	0	215	19	11	24	0	54	477
04:15 PM	43	172	1	0	216	4	12	1	0	17	3	219	21	0	243	11	7	25	0	43	519
04:30 PM	41	168	0	0	209	7	14	4	0	25	4	194	19	0	217	14	13	29	0	56	507
04:45 PM	45	163	4	0	212	6	10	10	0	26	4	189	18	0	211	15	6	20	0	41	490
Total	166	660	7	0	833	21	41	18	0	80	13	800	73	0	886	59	37	98	0	194	1993
05:00 PM	49	197	3	0	249	5	11	8	0	24	1	236	21	0	258	12	8	25	0	45	576
05:15 PM	53	182	2	0	237	6	15	4	0	25	0	210	20	0	230	13	6	24	0	43	535
05:30 PM	41	176	3	0	220	1	9	2	0	12	5	213	22	0	240	12	12	27	0	51	523
05:45 PM	45	192	1	0	238	1	15	1	0	17	3	234	24	0	261	9	12	14	0	35	551
Total	188	747	9	0	944	13	50	15	0	78	9	893	87	0	989	46	38	90	0	174	2185
06:00 PM	46	170	6	0	222	1	6	1	0	8	2	161	34	0	197	9	5	23	0	37	464
06:15 PM	50	152	3	0	205	2	11	3	0	16	0	173	11	0	184	21	7	28	0	56	461
06:30 PM	33	140	2	0	175	2	3	0	0	5	1	153	22	0	176	22	6	16	0	44	400
06:45 PM	33	152	4	0	189	2	8	3	0	13	0	163	24	0	187	13	14	21	0	48	437
Total	162	614	15	0	791	7	28	7	0	42	3	650	91	0	744	65	32	88	0	185	1762
Grand Total	1702	8284	207	2	10195	216	443	183	0	842	151	8245	737	1	9134	708	531	1124	3	2366	22537
Apprch %	16.7	81.3	2	0		25.7	52.6	21.7	0		1.7	90.3	8.1	0		29.9	22.4	47.5	0.1		
Total %	7.6	36.8	0.9	0	45.2	1	2	0.8	0	3.7	0.7	36.6	3.3	0	40.5	3.1	2.4	5	0	10.5	
Classes 1, 2, 3	1566	7870	201	2	9639	212	433	179	0	824	144	7754	696	0	8594	688	522	1064	3	2277	21334
% Classes 1, 2, 3	92	95	97.1	100	94.5	98.1	97.7	97.8	0	97.9	95.4	94	94.4	0	94.1	97.2	98.3	94.7	100	96.2	94.7
Classes 4, 5, 6, 7	80	225	3	0	308	4	9	3	0	16	7	228	35	0	270	14	9	46	0	69	663
% Classes 4, 5, 6, 7	4.7	2.7	1.4	0	3	1.9	2	1.6	0	1.9	4.6	2.8	4.7	0	3	2	1.7	4.1	0	2.9	2.9
Classes 8, 9, 10	56	188	3	0	247	0	1	1	0	2	0	263	6	0	269	6	0	14	0	20	538
% Classes 8, 9, 10	3.3	2.3	1.4	0	2.4	0	0.2	0.5	0	0.2	0	3.2	0.8	0	2.9	0.8	0	1.2	0	0.8	2.4
Classes 11, 12, 13	0	1	0	0	1	0	0	0	0	0	0	0	0	0	0	0	0	0	0	0	1
% Classes 11, 12, 13	0	0	0	0	0	0	0	0	0	0	0	0	0	0	0	0	0	0	0	0	0
Bikes, Peds	0	0	0	0	0	0	0	0	0	0	0	0	0	1	1	0	0	0	0	0	1
% Bikes, Peds	0	0	0	0	0	0	0	0	0	0	0	0	0	100	0	0	0	0	0	0	0

Quality Counts, LLC

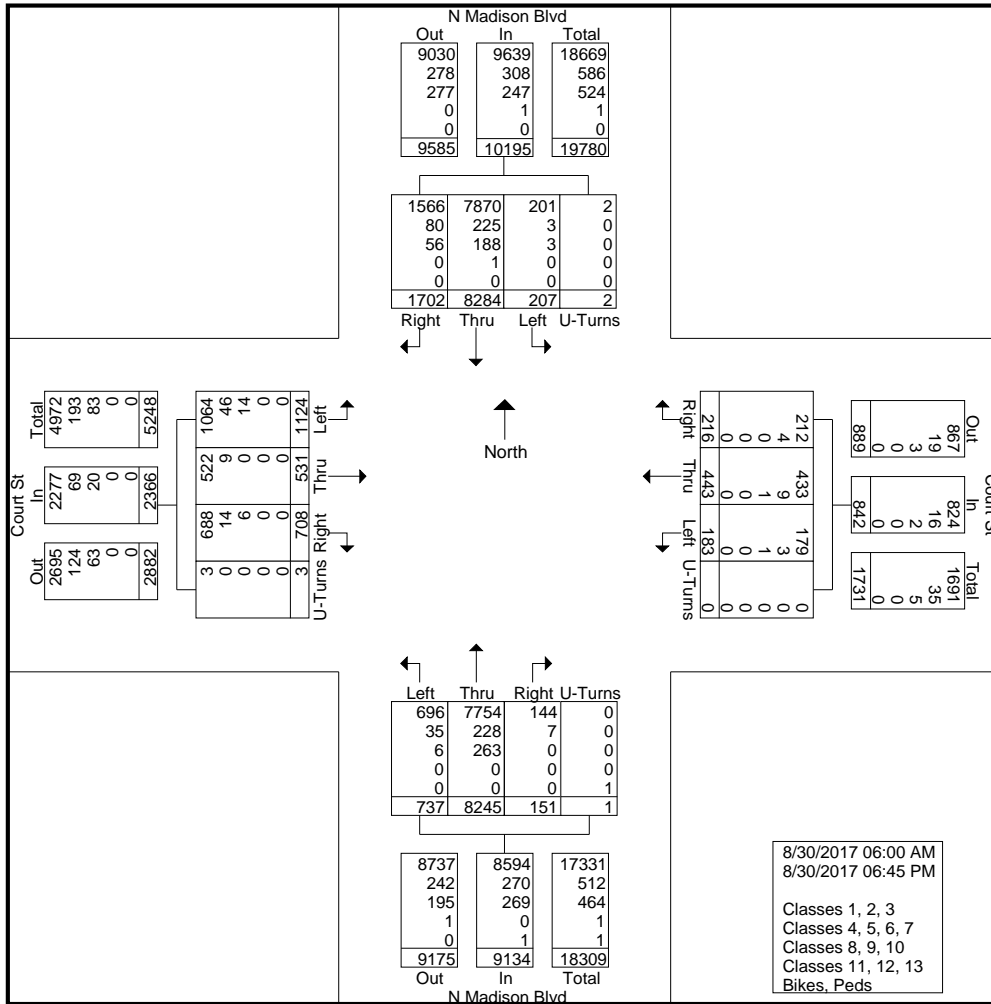
920 Blairhill Rd, STE B106
Charlotte, NC 28217

File Name : 14473013 - N Madison Blvd & Court St

Site Code : 14473013

Start Date : 8/30/2017

Page No : 3

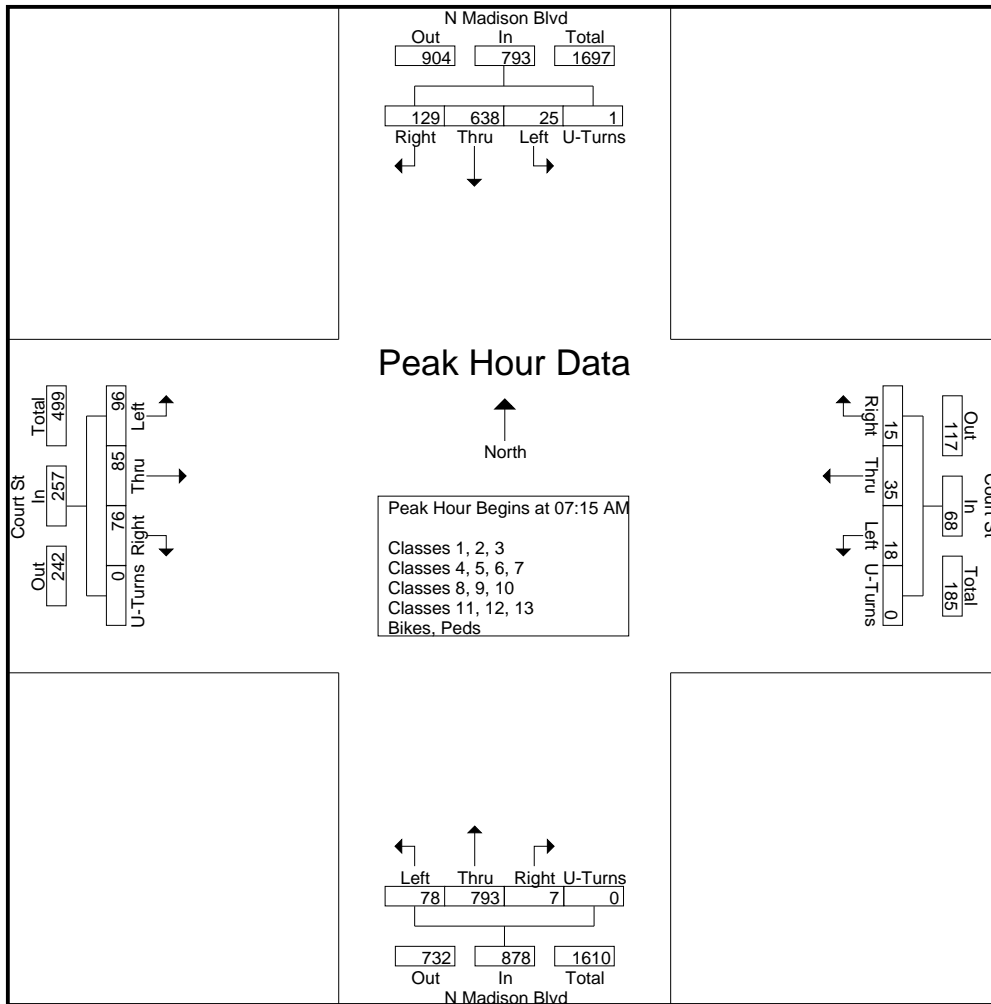


Quality Counts, LLC

920 Blairhill Rd, STE B106
Charlotte, NC 28217

File Name : 14473013 - N Madison Blvd & Court St
Site Code : 14473013
Start Date : 8/30/2017
Page No : 4

Start Time	N Madison Blvd Southbound					Court St Westbound					N Madison Blvd Northbound					Court St Eastbound					Int. Total
	Right	Thru	Left	Peds	App. Total	Right	Thru	Left	Peds	App. Total	Right	Thru	Left	Peds	App. Total	Right	Thru	Left	Peds	App. Total	
Peak Hour Analysis From 06:00 AM to 09:45 AM - Peak 1 of 1																					
Peak Hour for Entire Intersection Begins at 07:15 AM																					
07:15 AM	30	147	4	1	182	3	4	2	0	9	1	169	13	0	183	22	33	22	0	77	451
07:30 AM	34	148	4	0	186	3	11	5	0	19	2	234	20	0	256	14	25	29	0	68	529
07:45 AM	34	176	9	0	219	5	9	5	0	19	0	225	24	0	249	20	15	21	0	56	543
08:00 AM	31	167	8	0	206	4	11	6	0	21	4	165	21	0	190	20	12	24	0	56	473
Total Volume	129	638	25	1	793	15	35	18	0	68	7	793	78	0	878	76	85	96	0	257	1996
% App. Total	16.3	80.5	3.2	0.1		22.1	51.5	26.5	0		0.8	90.3	8.9	0		29.6	33.1	37.4	0		
PHF	.949	.906	.694	.250	.905	.750	.795	.750	.000	.810	.438	.847	.813	.000	.857	.864	.644	.828	.000	.834	.919



Quality Counts, LLC

920 Blairhill Rd, STE B106
Charlotte, NC 28217

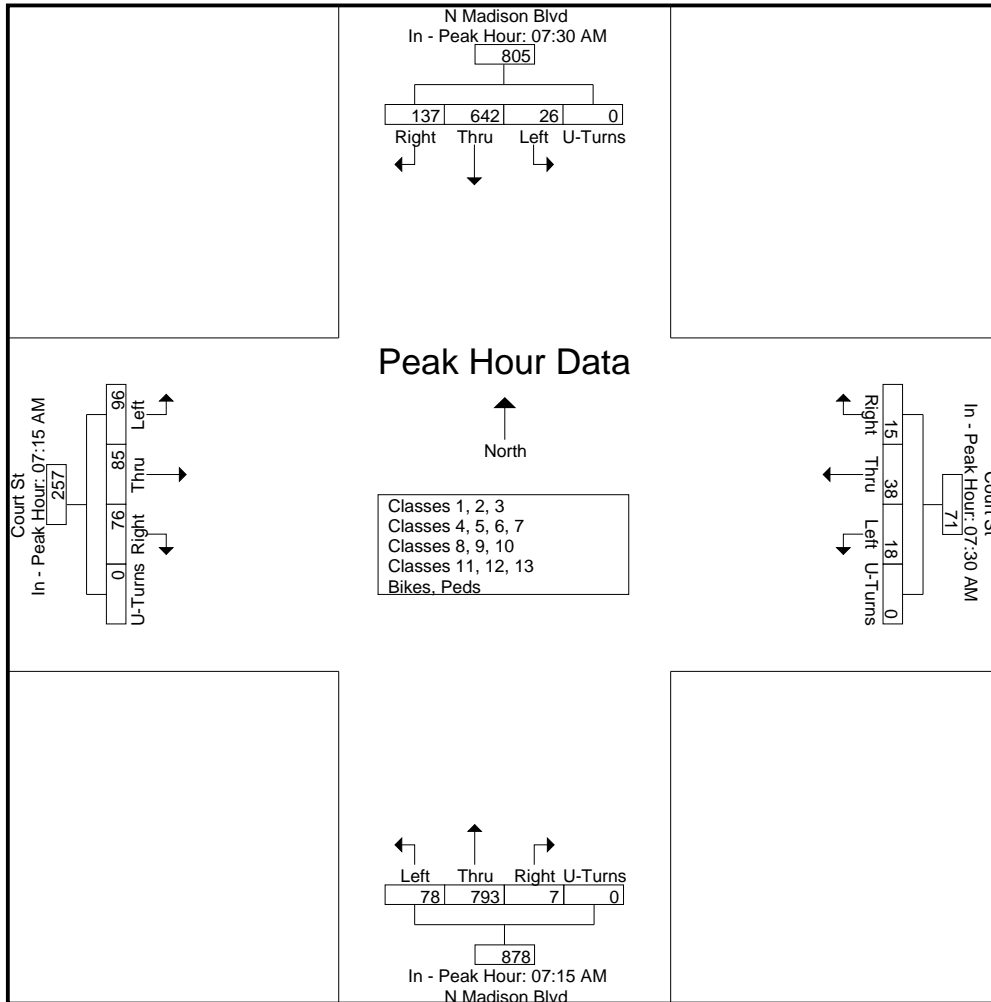
File Name : 14473013 - N Madison Blvd & Court St
Site Code : 14473013
Start Date : 8/30/2017
Page No : 5

Start Time	N Madison Blvd Southbound					Court St Westbound					N Madison Blvd Northbound					Court St Eastbound					Int. Total
	Right	Thru	Left	Peds	App. Total	Right	Thru	Left	Peds	App. Total	Right	Thru	Left	Peds	App. Total	Right	Thru	Left	Peds	App. Total	

Peak Hour Analysis From 06:00 AM to 09:45 AM - Peak 1 of 1

Peak Hour for Each Approach Begins at:

	07:30 AM					07:30 AM					07:15 AM					07:15 AM				
+0 mins.	34	148	4	0	186	3	11	5	0	19	1	169	13	0	183	22	33	22	0	77
+15 mins.	34	176	9	0	219	5	9	5	0	19	2	234	20	0	256	14	25	29	0	68
+30 mins.	31	167	8	0	206	4	11	6	0	21	0	225	24	0	249	20	15	21	0	56
+45 mins.	38	151	5	0	194	3	7	2	0	12	4	165	21	0	190	20	12	24	0	56
Total Volume	137	642	26	0	805	15	38	18	0	71	7	793	78	0	878	76	85	96	0	257
% App. Total	17	79.8	3.2	0		21.1	53.5	25.4	0		0.8	90.3	8.9	0		29.6	33.1	37.4	0	
PHF	.901	.912	.722	.000	.919	.750	.864	.750	.000	.845	.438	.847	.813	.000	.857	.864	.644	.828	.000	.834



Quality Counts, LLC

920 Blairhill Rd, STE B106
Charlotte, NC 28217

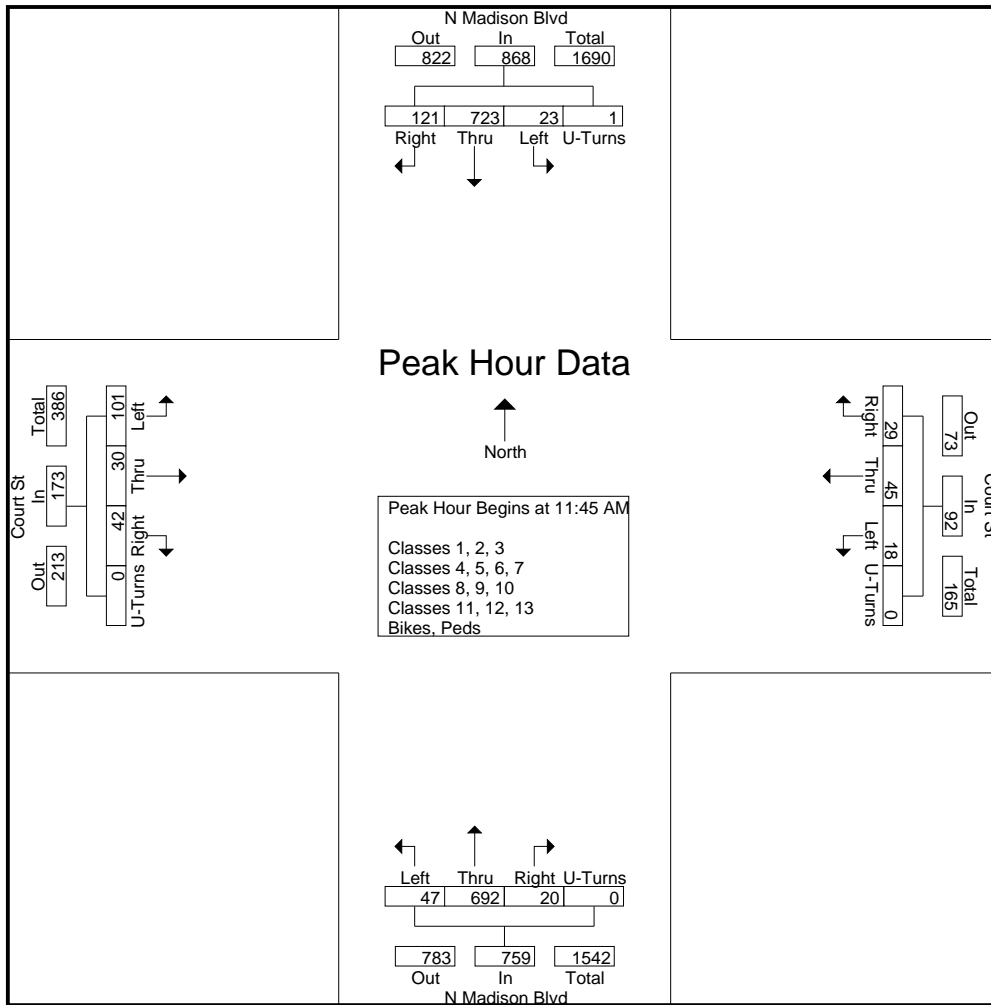
File Name : 14473013 - N Madison Blvd & Court St

Site Code : 14473013

Start Date : 8/30/2017

Page No : 6

Start Time	N Madison Blvd Southbound					Court St Westbound					N Madison Blvd Northbound					Court St Eastbound					Int. Total
	Right	Thru	Left	Peds	App. Total	Right	Thru	Left	Peds	App. Total	Right	Thru	Left	Peds	App. Total	Right	Thru	Left	Peds	App. Total	
Peak Hour Analysis From 10:00 AM to 02:45 PM - Peak 1 of 1																					
Peak Hour for Entire Intersection Begins at 11:45 AM																					
11:45 AM	31	170	3	0	204	8	6	1	0	15	6	167	13	0	186	11	6	32	0	49	454
12:00 PM	23	173	4	0	200	6	14	6	0	26	5	192	8	0	205	12	8	24	0	44	475
12:15 PM	29	202	9	1	241	9	17	5	0	31	3	172	10	0	185	6	9	18	0	33	490
12:30 PM	38	178	7	0	223	6	8	6	0	20	6	161	16	0	183	13	7	27	0	47	473
Total Volume	121	723	23	1	868	29	45	18	0	92	20	692	47	0	759	42	30	101	0	173	1892
% App. Total	13.9	83.3	2.6	0.1		31.5	48.9	19.6	0		2.6	91.2	6.2	0		24.3	17.3	58.4	0		
PHF	.796	.895	.639	.250	.900	.806	.662	.750	.000	.742	.833	.901	.734	.000	.926	.808	.833	.789	.000	.883	.965



Quality Counts, LLC

920 Blairhill Rd, STE B106
Charlotte, NC 28217

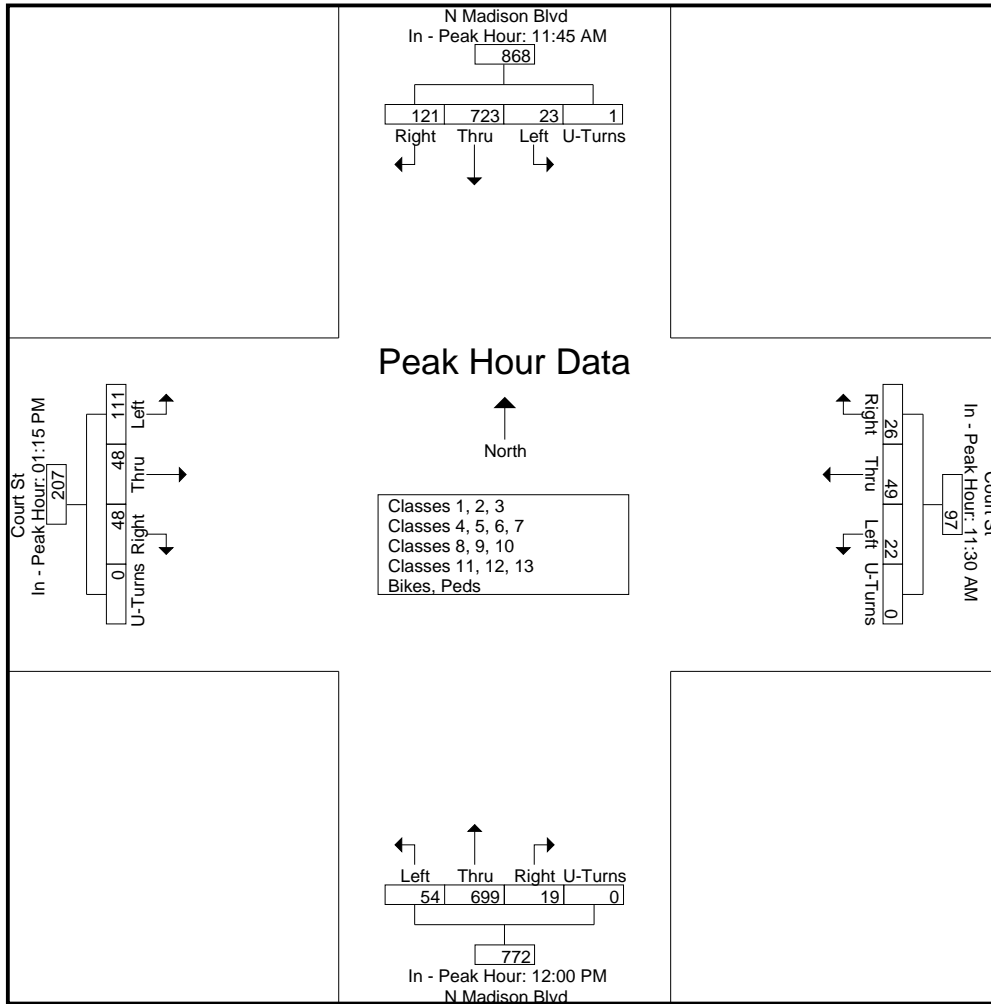
File Name : 14473013 - N Madison Blvd & Court St
Site Code : 14473013
Start Date : 8/30/2017
Page No : 7

Start Time	N Madison Blvd Southbound					Court St Westbound					N Madison Blvd Northbound					Court St Eastbound					Int. Total
	Rig ht	Thr u	Left	Ped s	App. Total	Rig ht	Thr u	Left	Ped s	App. Total	Right	Thr u	Left	Peds	App. Total	Right	Thr u	Left	Peds	App. Total	

Peak Hour Analysis From 10:00 AM to 02:45 PM - Peak 1 of 1

Peak Hour for Each Approach Begins at:

	11:45 AM					11:30 AM					12:00 PM					01:15 PM				
+0 mins.	31	170	3	0	204	3	12	10	0	25	5	192	8	0	205	10	10	23	0	43
+15 mins.	23	173	4	0	200	8	6	1	0	15	3	172	10	0	185	13	12	27	0	52
+30 mins.	29	202	9	1	241	6	14	6	0	26	6	161	16	0	183	12	13	32	0	57
+45 mins.	38	178	7	0	223	9	17	5	0	31	5	174	20	0	199	13	13	29	0	55
Total Volume	121	723	23	1	868	26	49	22	0	97	19	699	54	0	772	48	48	111	0	207
% App. Total	13.9	83.3	2.6	0.1		26.8	50.5	22.7	0		2.5	90.5	7	0		23.2	23.2	53.6	0	
PHF	.796	.895	.639	.250	.900	.722	.721	.550	.000	.782	.792	.910	.675	.000	.941	.923	.923	.867	.000	.908

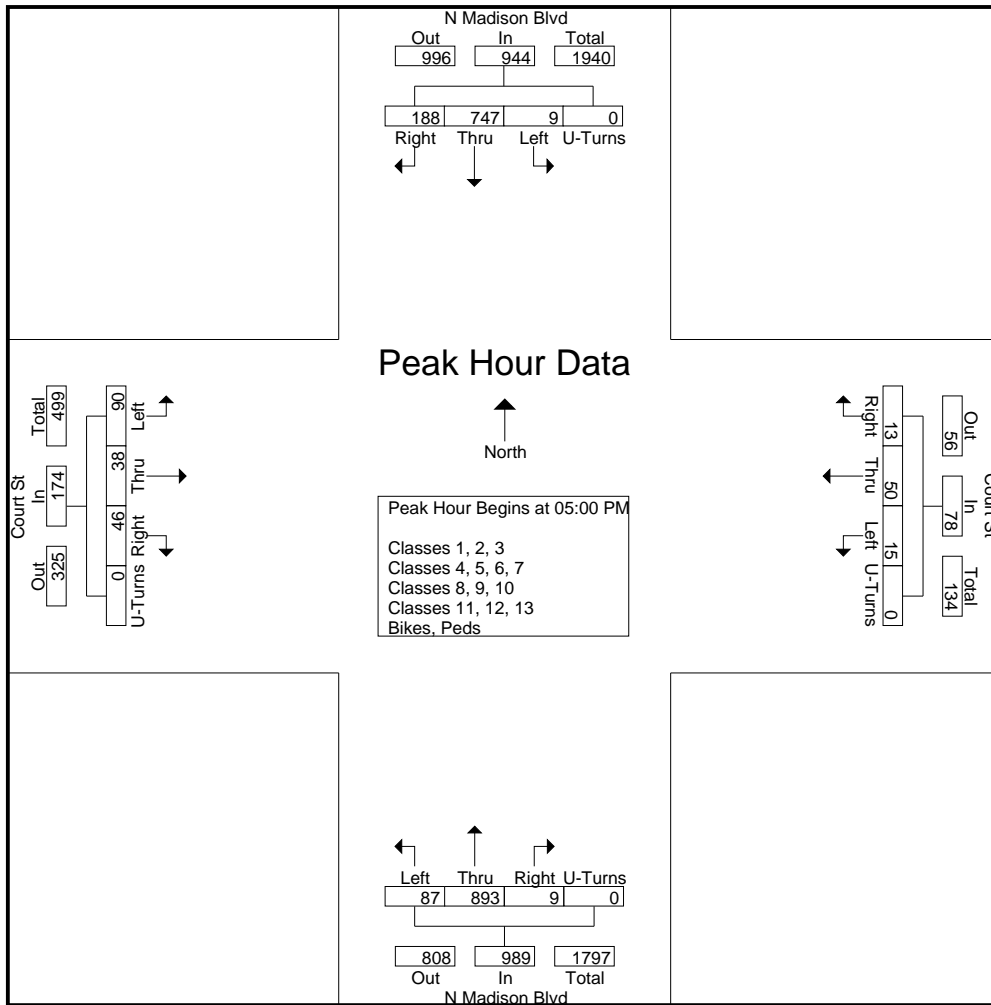


Quality Counts, LLC

920 Blairhill Rd, STE B106
Charlotte, NC 28217

File Name : 14473013 - N Madison Blvd & Court St
Site Code : 14473013
Start Date : 8/30/2017
Page No : 8

Start Time	N Madison Blvd Southbound					Court St Westbound					N Madison Blvd Northbound					Court St Eastbound					Int. Total
	Right	Thru	Left	Peds	App. Total	Right	Thru	Left	Peds	App. Total	Right	Thru	Left	Peds	App. Total	Right	Thru	Left	Peds	App. Total	
Peak Hour Analysis From 03:00 PM to 06:45 PM - Peak 1 of 1																					
Peak Hour for Entire Intersection Begins at 05:00 PM																					
05:00 PM	49	197	3	0	249	5	11	8	0	24	1	236	21	0	258	12	8	25	0	45	576
05:15 PM	53	182	2	0	237	6	15	4	0	25	0	210	20	0	230	13	6	24	0	43	535
05:30 PM	41	176	3	0	220	1	9	2	0	12	5	213	22	0	240	12	12	27	0	51	523
05:45 PM	45	192	1	0	238	1	15	1	0	17	3	234	24	0	261	9	12	14	0	35	551
Total Volume	188	747	9	0	944	13	50	15	0	78	9	893	87	0	989	46	38	90	0	174	2185
% App. Total	19.9	79.1	1	0		16.7	64.1	19.2	0		0.9	90.3	8.8	0		26.4	21.8	51.7	0		
PHF	.887	.948	.750	.000	.948	.542	.833	.469	.000	.780	.450	.946	.906	.000	.947	.885	.792	.833	.000	.853	.948



Quality Counts, LLC

920 Blairhill Rd, STE B106
Charlotte, NC 28217

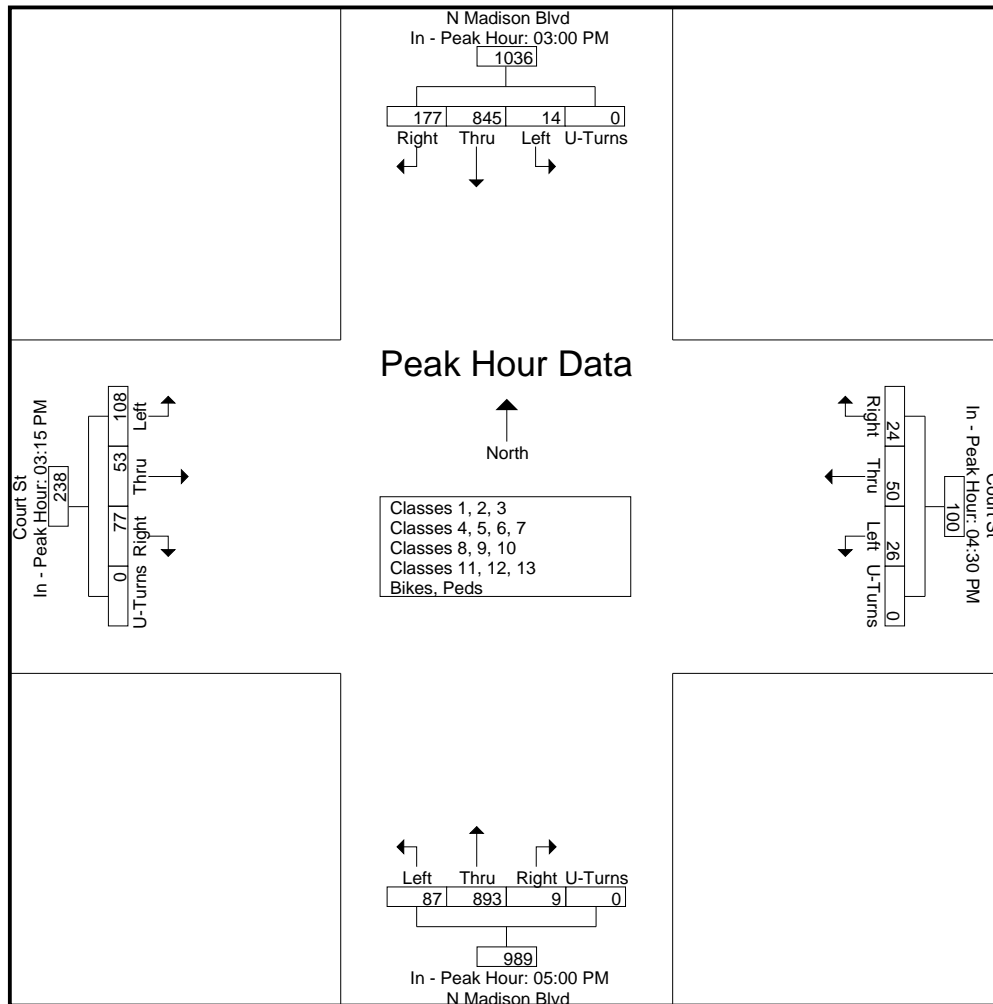
File Name : 14473013 - N Madison Blvd & Court St
Site Code : 14473013
Start Date : 8/30/2017
Page No : 9

Start Time	N Madison Blvd Southbound					Court St Westbound					N Madison Blvd Northbound					Court St Eastbound					Int. Total
	Rig ht	Thr u	Left	Ped s	App. Total	Rig ht	Thr u	Left	Ped s	App. Total	Right	Thr u	Left	Peds	App. Total	Right	Thr u	Left	Peds	App. Total	

Peak Hour Analysis From 03:00 PM to 06:45 PM - Peak 1 of 1

Peak Hour for Each Approach Begins at:

	03:00 PM					04:30 PM					05:00 PM					03:15 PM				
+0 mins.	39	267	3	0	309	7	14	4	0	25	1	236	21	0	258	23	19	24	0	66
+15 mins.	47	199	6	0	252	6	10	10	0	26	0	210	20	0	230	18	12	33	0	63
+30 mins.	50	212	1	0	263	5	11	8	0	24	5	213	22	0	240	17	11	27	0	55
+45 mins.	41	167	4	0	212	6	15	4	0	25	3	234	24	0	261	19	11	24	0	54
Total Volume	177	845	14	0	1036	24	50	26	0	100	9	893	87	0	989	77	53	108	0	238
% App. Total	17.1	81.6	1.4	0		24	50	26	0		0.9	90.3	8.8	0		32.4	22.3	45.4	0	
PHF	.885	.791	.583	.000	.838	.857	.833	.650	.000	.962	.450	.946	.906	.000	.947	.837	.697	.818	.000	.902



Quality Counts, LLC

920 Blairhill Rd, STE B106
Charlotte, NC 28217

File Name : 14473013 - N Madison Blvd & Court St

Site Code : 14473013

Start Date : 8/30/2017

Page No : 1

Groups Printed- Classes 1, 2, 3

Start Time	N Madison Blvd Southbound					Court St Westbound					N Madison Blvd Northbound					Court St Eastbound					Int. Total
	Right	Thru	Left	U-Turns	App. Total	Right	Thru	Left	U-Turns	App. Total	Right	Thru	Left	U-Turns	App. Total	Right	Thru	Left	U-Turns	App. Total	
06:00 AM	10	94	1	0	105	0	3	0	0	3	0	28	3	0	31	21	0	9	0	30	169
06:15 AM	15	121	2	0	138	0	3	1	0	4	0	35	6	0	41	21	2	8	0	31	214
06:30 AM	11	93	0	0	104	4	1	1	0	6	0	61	7	0	68	28	4	10	0	42	220
06:45 AM	23	109	1	0	133	4	4	2	0	10	1	96	8	0	105	16	6	12	1	35	283
Total	59	417	4	0	480	8	11	4	0	23	1	220	24	0	245	86	12	39	1	138	886
07:00 AM	19	113	5	0	137	1	4	6	0	11	1	110	6	0	117	20	10	18	0	48	313
07:15 AM	29	141	4	1	175	3	4	2	0	9	1	153	13	0	167	22	33	18	0	73	424
07:30 AM	32	135	4	0	171	3	10	5	0	18	2	220	19	0	241	13	25	28	0	66	496
07:45 AM	34	162	9	0	205	5	9	5	0	19	0	207	24	0	231	20	15	20	0	55	510
Total	114	551	22	1	688	12	27	18	0	57	4	690	62	0	756	75	83	84	0	242	1743
08:00 AM	29	154	7	0	190	4	11	6	0	21	4	151	21	0	176	20	12	23	0	55	442
08:15 AM	34	145	4	0	183	3	6	2	0	11	3	111	12	0	126	21	11	11	0	43	363
08:30 AM	22	101	4	0	127	5	3	4	0	12	4	106	14	0	124	16	16	22	0	54	317
08:45 AM	24	135	1	0	160	5	11	3	0	19	4	131	10	0	145	11	10	16	0	37	361
Total	109	535	16	0	660	17	31	15	0	63	15	499	57	0	571	68	49	72	0	189	1483
09:00 AM	20	109	6	0	135	2	9	2	0	13	1	121	12	0	134	10	12	15	0	37	319
09:15 AM	29	122	4	0	155	5	6	3	0	14	6	130	14	0	150	7	7	22	0	36	355
09:30 AM	28	126	4	0	158	5	3	0	0	8	3	105	11	0	119	6	12	17	0	35	320
09:45 AM	22	145	4	0	171	7	6	4	0	17	4	144	6	0	154	9	8	20	0	37	379
Total	99	502	18	0	619	19	24	9	0	52	14	500	43	0	557	32	39	74	0	145	1373
10:00 AM	19	133	3	0	155	0	10	4	0	14	1	119	5	0	125	13	12	20	0	45	339
10:15 AM	17	136	1	0	154	3	2	3	0	8	1	111	8	0	120	6	6	22	0	34	316
10:30 AM	23	115	6	0	144	4	6	2	0	12	6	126	12	0	144	13	6	13	0	32	332
10:45 AM	29	122	2	0	153	1	5	5	0	11	2	130	16	0	148	8	8	17	0	33	345
Total	88	506	12	0	606	8	23	14	0	45	10	486	41	0	537	40	32	72	0	144	1332
11:00 AM	22	157	2	0	181	4	6	3	0	13	3	124	13	0	140	11	8	22	0	41	375
11:15 AM	28	165	3	0	196	5	6	2	0	13	2	158	9	0	169	6	6	16	1	29	407
11:30 AM	35	157	4	0	196	3	12	10	0	25	5	137	8	0	150	5	6	27	0	38	409
11:45 AM	27	162	3	0	192	8	6	1	0	15	6	159	12	0	177	10	6	31	0	47	431
Total	112	641	12	0	765	20	30	16	0	66	16	578	42	0	636	32	26	96	1	155	1622
12:00 PM	23	166	4	0	193	6	13	6	0	25	5	181	8	0	194	12	8	23	0	43	455
12:15 PM	26	194	9	1	230	9	17	5	0	31	3	160	9	0	172	4	9	15	0	28	461
12:30 PM	35	172	6	0	213	6	8	6	0	20	6	155	14	0	175	13	7	26	0	46	454
12:45 PM	25	147	5	0	177	5	7	2	0	14	5	165	17	0	187	12	10	23	0	45	423
Total	109	679	24	1	813	26	45	19	0	90	19	661	48	0	728	41	34	87	0	162	1793
01:00 PM	34	160	6	0	200	6	3	2	0	11	2	161	9	0	172	14	12	13	0	39	422
01:15 PM	23	168	10	0	201	9	7	6	0	22	3	155	11	0	169	9	10	22	0	41	433
01:30 PM	27	138	3	0	168	3	11	5	0	19	5	150	12	0	167	13	11	25	0	49	403
01:45 PM	23	161	8	0	192	7	11	4	0	22	5	131	3	0	139	12	13	29	0	54	407
Total	107	627	27	0	761	25	32	17	0	74	15	597	35	0	647	48	46	89	0	183	1665
02:00 PM	27	174	6	0	207	5	9	5	0	19	3	140	13	0	156	12	13	29	0	54	436
02:15 PM	35	153	5	0	193	7	9	2	0	18	0	140	9	0	149	4	7	8	0	19	379
02:30 PM	33	150	4	0	187	7	11	2	0	20	6	148	16	0	170	8	13	22	0	43	420
02:45 PM	29	173	6	0	208	4	16	4	0	24	5	166	10	0	181	7	13	18	1	39	452
Total	124	650	21	0	795	23	45	13	0	81	14	594	48	0	656	31	46	77	1	155	1687
03:00 PM	38	246	3	0	287	5	13	2	0	20	2	179	10	0	191	12	9	23	0	44	542
03:15 PM	40	194	6	0	240	3	9	3	0	15	3	147	12	0	162	23	19	23	0	65	482
03:30 PM	43	210	1	0	254	3	12	3	0	18	4	178	17	0	199	18	11	32	0	61	532
03:45 PM	39	162	4	0	205	3	13	7	0	23	3	157	17	0	177	17	11	27	0	55	460
Total	160	812	14	0	986	14	47	15	0	76	12	661	56	0	729	70	50	105	0	225	2016

Quality Counts, LLC

920 Blairhill Rd, STE B106
Charlotte, NC 28217

File Name : 14473013 - N Madison Blvd & Court St

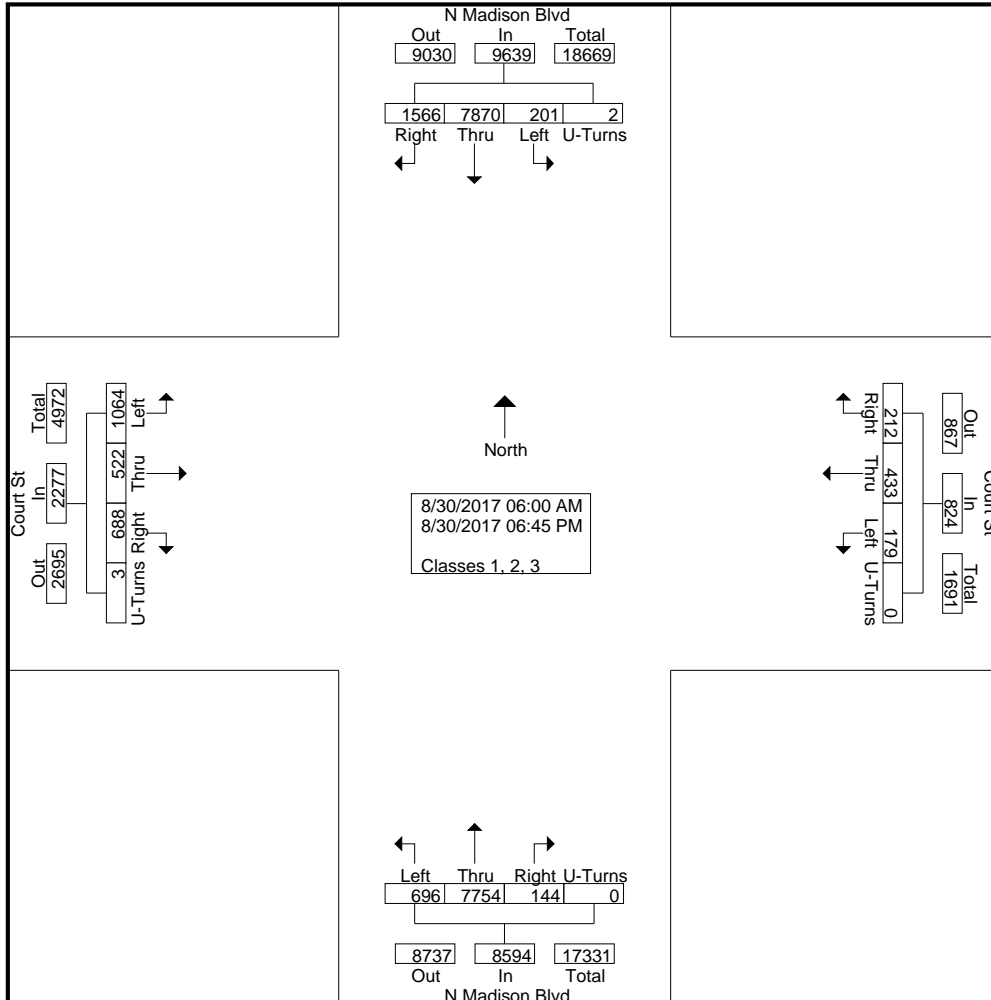
Site Code : 14473013

Start Date : 8/30/2017

Page No : 2

Groups Printed- Classes 1, 2, 3

Start Time	N Madison Blvd Southbound					Court St Westbound					N Madison Blvd Northbound					Court St Eastbound					Int. Total
	Right	Thru	Left	U-Turns	App. Total	Right	Thru	Left	U-Turns	App. Total	Right	Thru	Left	U-Turns	App. Total	Right	Thru	Left	U-Turns	App. Total	
04:00 PM	35	154	2	0	191	4	5	3	0	12	2	189	15	0	206	18	11	22	0	51	460
04:15 PM	41	167	1	0	209	4	11	1	0	16	3	206	21	0	230	10	6	25	0	41	496
04:30 PM	39	161	0	0	200	7	14	3	0	24	3	186	19	0	208	14	13	28	0	55	487
04:45 PM	43	154	4	0	201	5	10	10	0	25	4	179	16	0	199	14	6	20	0	40	465
Total	158	636	7	0	801	20	40	17	0	77	12	760	71	0	843	56	36	95	0	187	1908
05:00 PM	45	184	3	0	232	5	11	8	0	24	1	231	20	0	252	12	8	23	0	43	551
05:15 PM	47	177	2	0	226	6	15	4	0	25	0	204	20	0	224	13	5	24	0	42	517
05:30 PM	36	170	3	0	209	1	9	2	0	12	5	208	20	0	233	12	12	27	0	51	505
05:45 PM	45	189	1	0	235	1	15	1	0	17	3	229	21	0	253	8	12	14	0	34	539
Total	173	720	9	0	902	13	50	15	0	78	9	872	81	0	962	45	37	88	0	170	2112
06:00 PM	43	166	6	0	215	1	6	1	0	8	2	157	32	0	191	9	5	23	0	37	451
06:15 PM	47	145	3	0	195	2	11	3	0	16	0	166	11	0	177	21	7	28	0	56	444
06:30 PM	32	136	2	0	170	2	3	0	0	5	1	152	21	0	174	21	6	14	0	41	390
06:45 PM	32	147	4	0	183	2	8	3	0	13	0	161	24	0	185	13	14	21	0	48	429
Total	154	594	15	0	763	7	28	7	0	42	3	636	88	0	727	64	32	86	0	182	1714
Grand Total	1566	7870	201	2	9639	212	433	179	0	824	144	7754	696	0	8594	688	522	1064	3	2277	21334
Apprch %	16.2	81.6	2.1	0		25.7	52.5	21.7	0		1.7	90.2	8.1	0		30.2	22.9	46.7	0.1		
Total %	7.3	36.9	0.9	0	45.2	1	2	0.8	0	3.9	0.7	36.3	3.3	0	40.3	3.2	2.4	5	0	10.7	

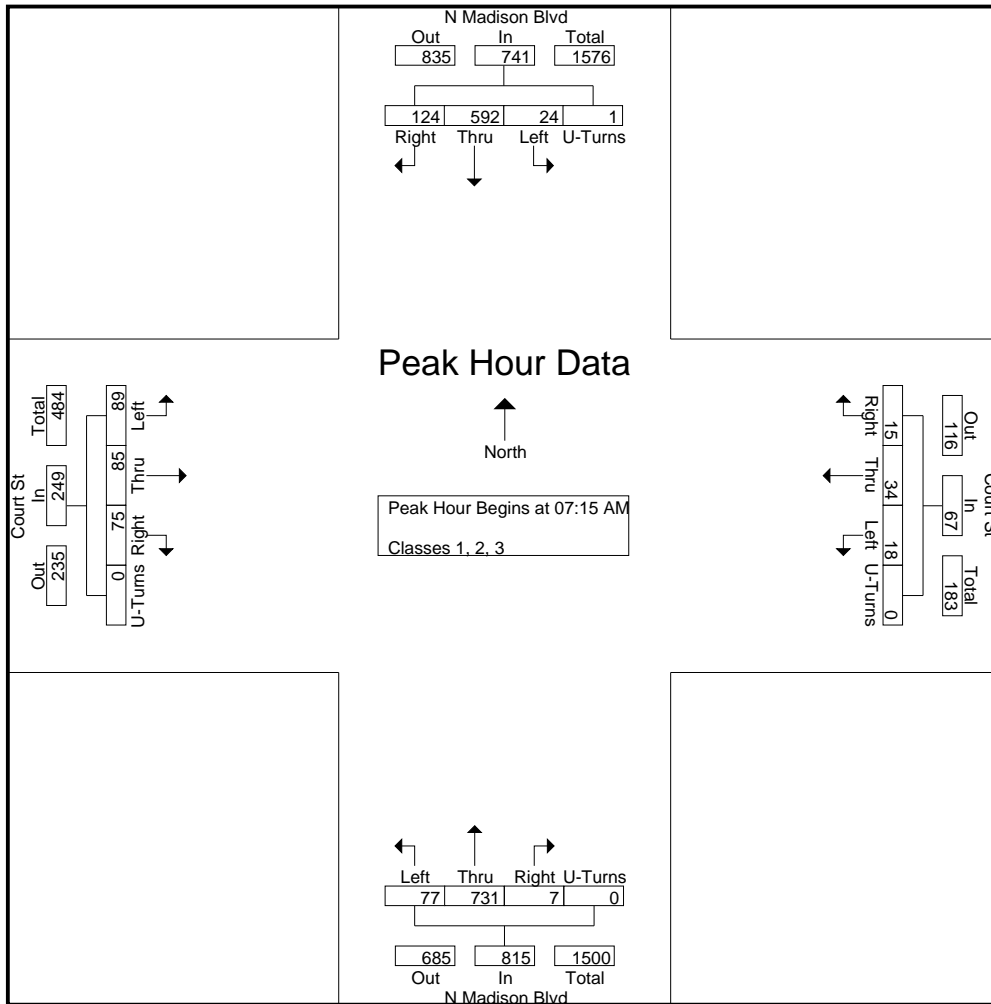


Quality Counts, LLC

920 Blairhill Rd, STE B106
Charlotte, NC 28217

File Name : 14473013 - N Madison Blvd & Court St
Site Code : 14473013
Start Date : 8/30/2017
Page No : 3

Start Time	N Madison Blvd Southbound					Court St Westbound					N Madison Blvd Northbound					Court St Eastbound					Int. Total
	Right	Thru	Left	U-Turns	App. Total	Right	Thru	Left	U-Turns	App. Total	Right	Thru	Left	U-Turns	App. Total	Right	Thru	Left	U-Turns	App. Total	
Peak Hour Analysis From 06:00 AM to 09:45 AM - Peak 1 of 1																					
Peak Hour for Entire Intersection Begins at 07:15 AM																					
07:15 AM	29	141	4	1	175	3	4	2	0	9	1	153	13	0	167	22	33	18	0	73	424
07:30 AM	32	135	4	0	171	3	10	5	0	18	2	220	19	0	241	13	25	28	0	66	496
07:45 AM	34	162	9	0	205	5	9	5	0	19	0	207	24	0	231	20	15	20	0	55	510
08:00 AM	29	154	7	0	190	4	11	6	0	21	4	151	21	0	176	20	12	23	0	55	442
Total Volume	124	592	24	1	741	15	34	18	0	67	7	731	77	0	815	75	85	89	0	249	1872
% App. Total	16.7	79.9	3.2	0.1		22.4	50.7	26.9	0		0.9	89.7	9.4	0		30.1	34.1	35.7	0		
PHF	.912	.914	.667	.250	.904	.750	.773	.750	.000	.798	.438	.831	.802	.000	.845	.852	.644	.795	.000	.853	.918



Quality Counts, LLC

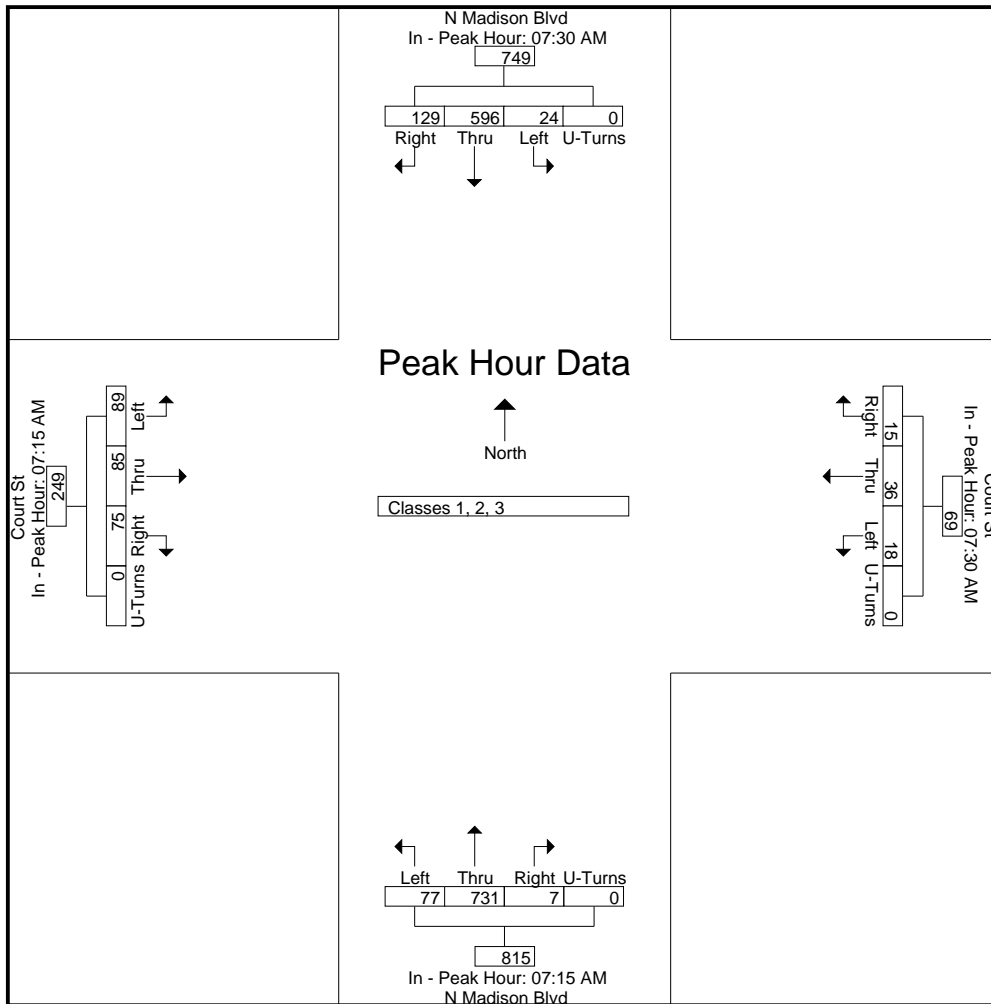
920 Blairhill Rd, STE B106
Charlotte, NC 28217

File Name : 14473013 - N Madison Blvd & Court St
Site Code : 14473013
Start Date : 8/30/2017
Page No : 4

Start Time	N Madison Blvd Southbound					Court St Westbound					N Madison Blvd Northbound					Court St Eastbound					Int. Total
	Right	Thru	Left	U-Turns	App. Total	Right	Thru	Left	U-Turns	App. Total	Right	Thru	Left	U-Turns	App. Total	Right	Thru	Left	U-Turns	App. Total	

Peak Hour Analysis From 06:00 AM to 09:45 AM - Peak 1 of 1
Peak Hour for Each Approach Begins at:

	07:30 AM					07:30 AM					07:15 AM					07:15 AM				
+0 mins.	32	135	4	0	171	3	10	5	0	18	1	153	13	0	167	22	33	18	0	73
+15 mins.	34	162	9	0	205	5	9	5	0	19	2	220	19	0	241	13	25	28	0	66
+30 mins.	29	154	7	0	190	4	11	6	0	21	0	207	24	0	231	20	15	20	0	55
+45 mins.	34	145	4	0	183	3	6	2	0	11	4	151	21	0	176	20	12	23	0	55
Total Volume	129	596	24	0	749	15	36	18	0	69	7	731	77	0	815	75	85	89	0	249
% App. Total	17.2	79.6	3.2	0		21.7	52.2	26.1	0		0.9	89.7	9.4	0		30.1	34.1	35.7	0	
PHF	.949	.920	.667	.000	.913	.750	.818	.750	.000	.821	.438	.831	.802	.000	.845	.852	.644	.795	.000	.853

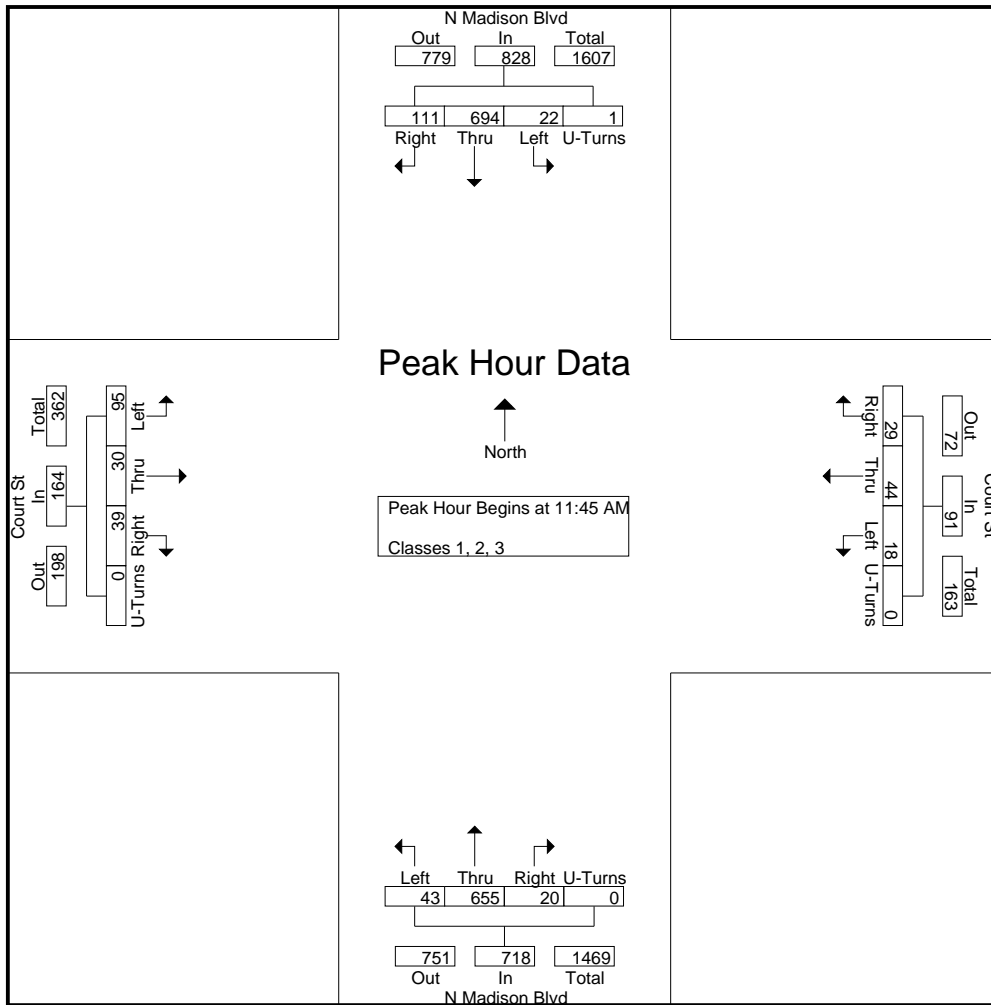


Quality Counts, LLC

920 Blairhill Rd, STE B106
Charlotte, NC 28217

File Name : 14473013 - N Madison Blvd & Court St
Site Code : 14473013
Start Date : 8/30/2017
Page No : 5

Start Time	N Madison Blvd Southbound					Court St Westbound					N Madison Blvd Northbound					Court St Eastbound					Int. Total
	Right	Thru	Left	U-Turns	App. Total	Right	Thru	Left	U-Turns	App. Total	Right	Thru	Left	U-Turns	App. Total	Right	Thru	Left	U-Turns	App. Total	
Peak Hour Analysis From 10:00 AM to 02:45 PM - Peak 1 of 1																					
Peak Hour for Entire Intersection Begins at 11:45 AM																					
11:45 AM	27	162	3	0	192	8	6	1	0	15	6	159	12	0	177	10	6	31	0	47	431
12:00 PM	23	166	4	0	193	6	13	6	0	25	5	181	8	0	194	12	8	23	0	43	455
12:15 PM	26	194	9	1	230	9	17	5	0	31	3	160	9	0	172	4	9	15	0	28	461
12:30 PM	35	172	6	0	213	6	8	6	0	20	6	155	14	0	175	13	7	26	0	46	454
Total Volume	111	694	22	1	828	29	44	18	0	91	20	655	43	0	718	39	30	95	0	164	1801
% App. Total	13.4	83.8	2.7	0.1		31.9	48.4	19.8	0		2.8	91.2	6	0		23.8	18.3	57.9	0		
PHF	.793	.894	.611	.250	.900	.806	.647	.750	.000	.734	.833	.905	.768	.000	.925	.750	.833	.766	.000	.872	.977



Quality Counts, LLC

920 Blairhill Rd, STE B106
Charlotte, NC 28217

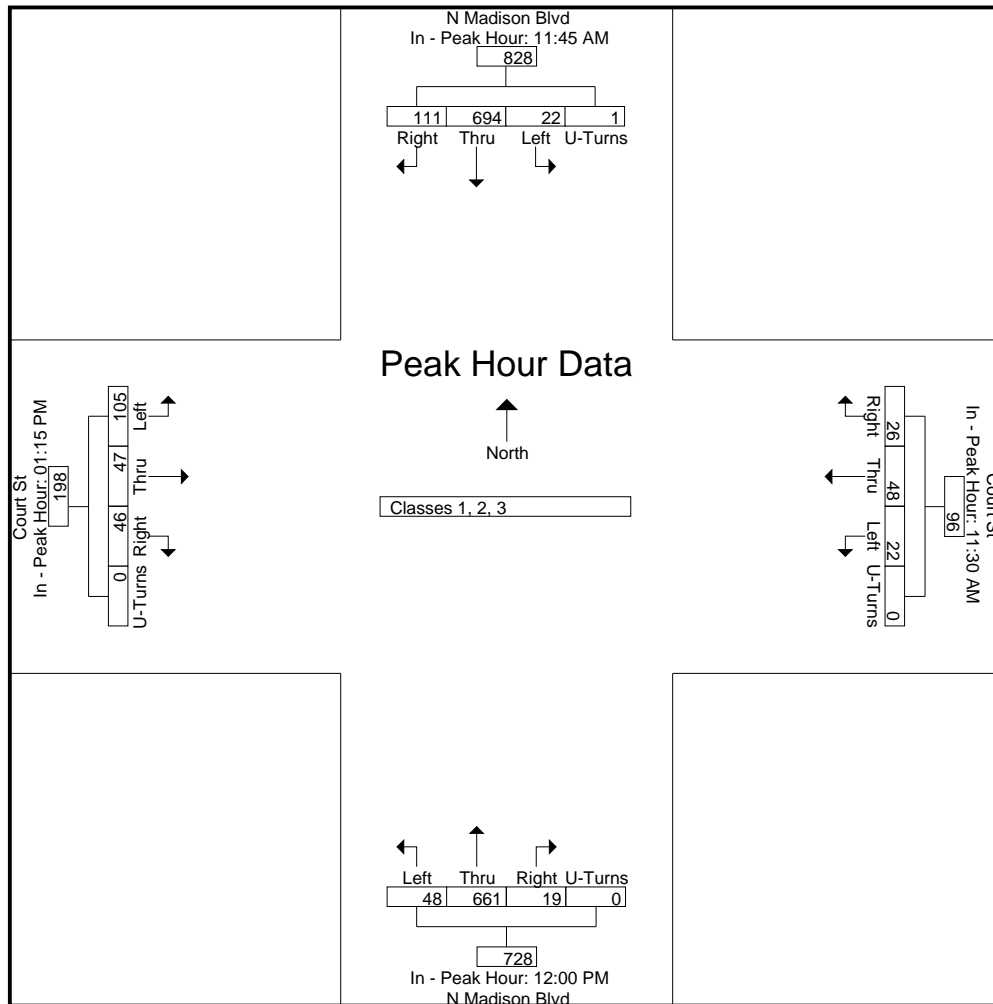
File Name : 14473013 - N Madison Blvd & Court St
Site Code : 14473013
Start Date : 8/30/2017
Page No : 6

Start Time	N Madison Blvd Southbound					Court St Westbound					N Madison Blvd Northbound					Court St Eastbound					Int. Total
	Rig ht	Thr u	Left	U-Turns	App. Total	Rig ht	Thr u	Left	U-Turns	App. Total	Rig ht	Thr u	Left	U-Turns	App. Total	Rig ht	Thr u	Left	U-Turns	App. Total	

Peak Hour Analysis From 10:00 AM to 02:45 PM - Peak 1 of 1

Peak Hour for Each Approach Begins at:

	11:45 AM					11:30 AM					12:00 PM					01:15 PM				
+0 mins.	27	162	3	0	192	3	12	10	0	25	5	181	8	0	194	9	10	22	0	41
+15 mins.	23	166	4	0	193	8	6	1	0	15	3	160	9	0	172	13	11	25	0	49
+30 mins.	26	194	9	1	230	6	13	6	0	25	6	155	14	0	175	12	13	29	0	54
+45 mins.	35	172	6	0	213	9	17	5	0	31	5	165	17	0	187	12	13	29	0	54
Total Volume	111	694	22	1	828	26	48	22	0	96	19	661	48	0	728	46	47	105	0	198
% App. Total	13.4	83.8	2.7	0.1		27.1	50	22.9	0		2.6	90.8	6.6	0		23.2	23.7	53	0	
PHF	.793	.894	.611	.250	.900	.722	.706	.550	.000	.774	.792	.913	.706	.000	.938	.885	.904	.905	.000	.917

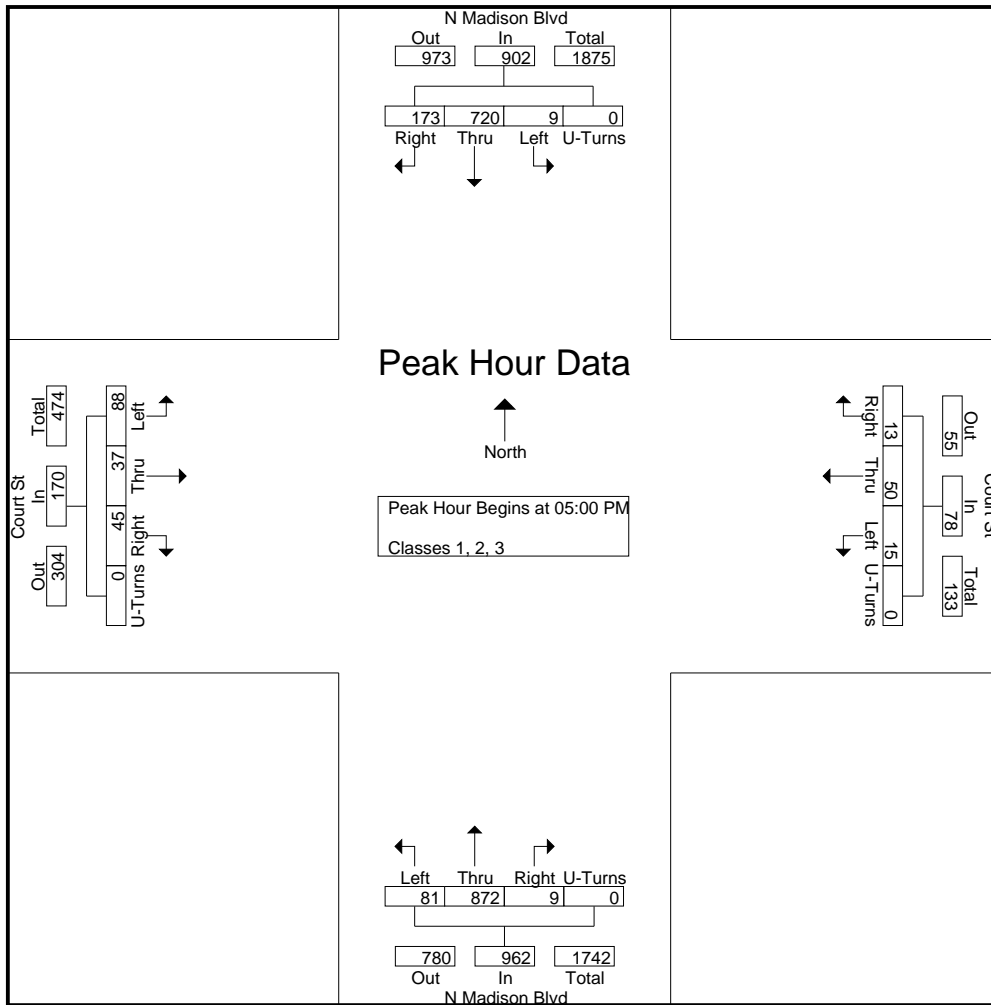


Quality Counts, LLC

920 Blairhill Rd, STE B106
Charlotte, NC 28217

File Name : 14473013 - N Madison Blvd & Court St
Site Code : 14473013
Start Date : 8/30/2017
Page No : 7

Start Time	N Madison Blvd Southbound					Court St Westbound					N Madison Blvd Northbound					Court St Eastbound					Int. Total
	Right	Thru	Left	U-Turns	App. Total	Right	Thru	Left	U-Turns	App. Total	Right	Thru	Left	U-Turns	App. Total	Right	Thru	Left	U-Turns	App. Total	
Peak Hour Analysis From 03:00 PM to 06:45 PM - Peak 1 of 1																					
Peak Hour for Entire Intersection Begins at 05:00 PM																					
05:00 PM	45	184	3	0	232	5	11	8	0	24	1	231	20	0	252	12	8	23	0	43	551
05:15 PM	47	177	2	0	226	6	15	4	0	25	0	204	20	0	224	13	5	24	0	42	517
05:30 PM	36	170	3	0	209	1	9	2	0	12	5	208	20	0	233	12	12	27	0	51	505
05:45 PM	45	189	1	0	235	1	15	1	0	17	3	229	21	0	253	8	12	14	0	34	539
Total Volume	173	720	9	0	902	13	50	15	0	78	9	872	81	0	962	45	37	88	0	170	2112
% App. Total	19.2	79.8	1	0		16.7	64.1	19.2	0		0.9	90.6	8.4	0		26.5	21.8	51.8	0		
PHF	.920	.952	.750	.000	.960	.542	.833	.469	.000	.780	.450	.944	.964	.000	.951	.865	.771	.815	.000	.833	.958



Quality Counts, LLC

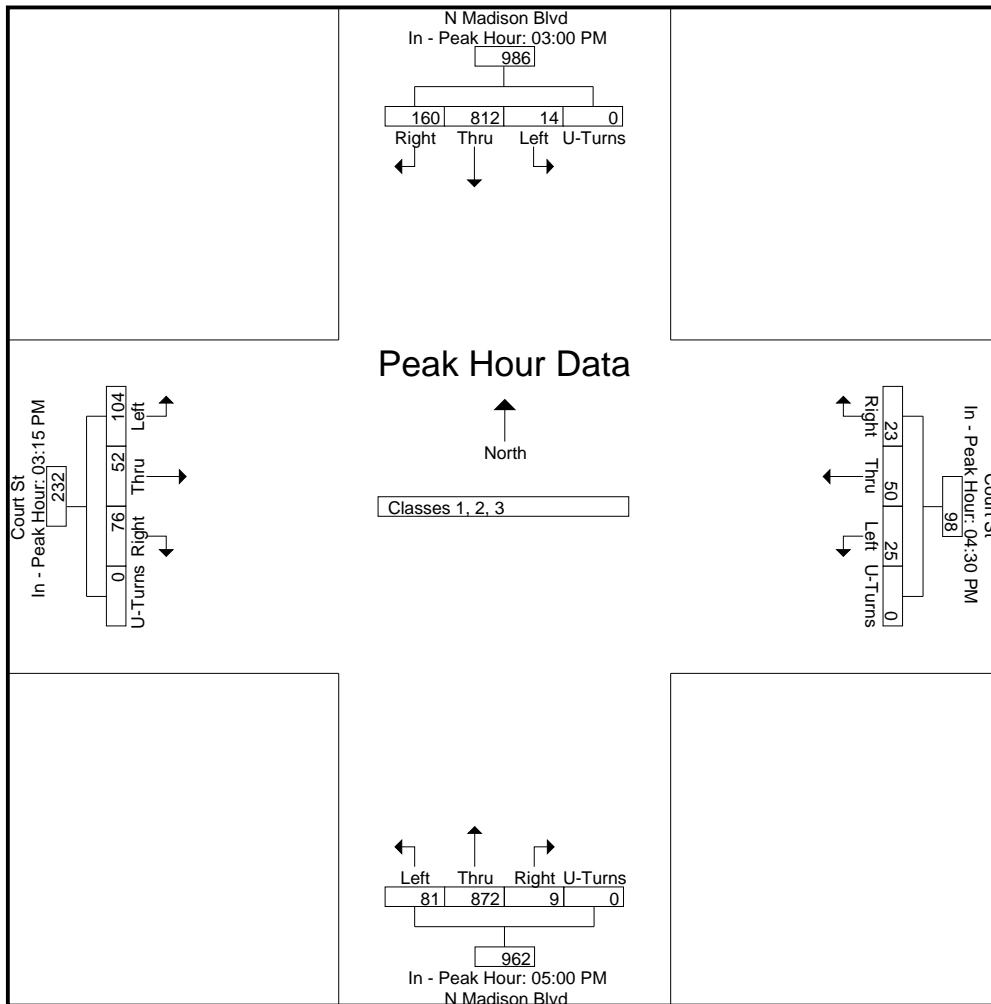
920 Blairhill Rd, STE B106
Charlotte, NC 28217

File Name : 14473013 - N Madison Blvd & Court St
Site Code : 14473013
Start Date : 8/30/2017
Page No : 8

Start Time	N Madison Blvd Southbound					Court St Westbound					N Madison Blvd Northbound					Court St Eastbound					Int. Total
	Rig ht	Thr u	Left	U-Turns	App. Total	Right	Thr u	Left	U-Turns	App. Total	Right	Thr u	Left	U-Turns	App. Total	Right	Thr u	Left	U-Turns	App. Total	

Peak Hour Analysis From 03:00 PM to 06:45 PM - Peak 1 of 1
Peak Hour for Each Approach Begins at:

	03:00 PM					04:30 PM					05:00 PM					03:15 PM				
+0 mins.	38	246	3	0	287	7	14	3	0	24	1	231	20	0	252	23	19	23	0	65
+15 mins.	40	194	6	0	240	5	10	10	0	25	0	204	20	0	224	18	11	32	0	61
+30 mins.	43	210	1	0	254	5	11	8	0	24	5	208	20	0	233	17	11	27	0	55
+45 mins.	39	162	4	0	205	6	15	4	0	25	3	229	21	0	253	18	11	22	0	51
Total Volume	160	812	14	0	986	23	50	25	0	98	9	872	81	0	962	76	52	104	0	232
% App. Total	16.2	82.4	1.4	0		23.5	51	25.5	0		0.9	90.6	8.4	0		32.8	22.4	44.8	0	
PHF	.930	.825	.583	.000	.859	.821	.833	.625	.000	.980	.450	.944	.964	.000	.951	.826	.684	.813	.000	.892



Quality Counts, LLC

920 Blairhill Rd, STE B106
Charlotte, NC 28217

File Name : 14473013 - N Madison Blvd & Court St

Site Code : 14473013

Start Date : 8/30/2017

Page No : 1

Groups Printed- Classes 4, 5, 6, 7

Start Time	N Madison Blvd Southbound					Court St Westbound					N Madison Blvd Northbound					Court St Eastbound					Int. Total
	Right	Thru	Left	U-Turns	App. Total	Right	Thru	Left	U-Turns	App. Total	Right	Thru	Left	U-Turns	App. Total	Right	Thru	Left	U-Turns	App. Total	
06:00 AM	0	7	0	0	7	0	0	0	0	0	0	2	0	0	2	0	0	0	0	0	9
06:15 AM	1	4	0	0	5	0	0	0	0	0	0	2	0	0	2	0	1	3	0	4	11
06:30 AM	1	4	0	0	5	0	0	0	0	0	0	4	0	0	4	0	0	1	0	1	10
06:45 AM	3	2	0	0	5	1	0	0	0	1	0	4	0	0	4	0	0	0	0	0	10
Total	5	17	0	0	22	1	0	0	0	1	0	12	0	0	12	0	1	4	0	5	40
07:00 AM	1	1	0	0	2	0	0	0	0	0	1	0	1	0	2	0	0	0	0	0	4
07:15 AM	0	5	0	0	5	0	0	0	0	0	0	8	0	0	8	0	0	3	0	3	16
07:30 AM	1	9	0	0	10	0	1	0	0	1	0	9	1	0	10	1	0	0	0	1	22
07:45 AM	0	9	0	0	9	0	0	0	0	0	0	14	0	0	14	0	0	1	0	1	24
Total	2	24	0	0	26	0	1	0	0	1	1	31	2	0	34	1	0	4	0	5	66
08:00 AM	1	7	0	0	8	0	0	0	0	0	0	8	0	0	8	0	0	1	0	1	17
08:15 AM	1	3	1	0	5	0	1	0	0	1	0	1	1	0	2	0	0	1	0	1	9
08:30 AM	5	4	0	0	9	0	0	1	0	1	1	6	1	0	8	1	0	2	0	3	21
08:45 AM	3	5	0	0	8	0	1	0	0	1	0	6	0	0	6	0	1	0	0	1	16
Total	10	19	1	0	30	0	2	1	0	3	1	21	2	0	24	1	1	4	0	6	63
09:00 AM	4	2	0	0	6	0	0	0	0	0	0	5	0	0	5	0	0	0	0	0	11
09:15 AM	0	6	0	0	6	0	0	0	0	0	0	6	2	0	8	0	0	1	0	1	15
09:30 AM	5	6	0	0	11	0	0	0	0	0	0	7	0	0	7	0	0	3	0	3	21
09:45 AM	0	1	0	0	1	0	0	0	0	0	0	5	1	0	6	0	1	1	0	2	9
Total	9	15	0	0	24	0	0	0	0	0	0	23	3	0	26	0	1	5	0	6	56
10:00 AM	2	3	0	0	5	0	0	0	0	0	0	4	1	0	5	0	0	2	0	2	12
10:15 AM	3	6	0	0	9	0	0	1	0	1	0	2	2	0	4	0	0	1	0	1	15
10:30 AM	0	2	0	0	2	1	0	0	0	1	0	5	0	0	5	0	0	0	0	0	8
10:45 AM	0	6	0	0	6	0	1	0	0	1	0	1	0	0	1	2	0	1	0	3	11
Total	5	17	0	0	22	1	1	1	0	3	0	12	3	0	15	2	0	4	0	6	46
11:00 AM	2	5	0	0	7	0	1	0	0	1	0	0	0	0	0	0	0	0	0	0	8
11:15 AM	2	5	0	0	7	0	0	0	0	0	0	9	0	0	9	1	1	1	0	3	19
11:30 AM	1	4	0	0	5	0	0	0	0	0	2	6	0	0	8	0	0	1	0	1	14
11:45 AM	1	6	0	0	7	0	0	0	0	0	0	3	1	0	4	0	0	1	0	1	12
Total	6	20	0	0	26	0	1	0	0	1	2	18	1	0	21	1	1	3	0	5	53
12:00 PM	0	5	0	0	5	0	1	0	0	1	0	5	0	0	5	0	0	1	0	1	12
12:15 PM	2	6	0	0	8	0	0	0	0	0	0	4	1	0	5	2	0	3	0	5	18
12:30 PM	0	3	0	0	3	0	0	0	0	0	0	2	1	0	3	0	0	1	0	1	7
12:45 PM	0	1	0	0	1	0	0	0	0	0	0	1	0	0	1	1	1	1	0	3	5
Total	2	15	0	0	17	0	1	0	0	1	0	12	2	0	14	3	1	6	0	10	42
01:00 PM	1	6	0	0	7	0	1	0	0	1	0	6	0	0	6	0	0	0	0	0	14
01:15 PM	2	5	1	0	8	1	0	0	0	1	0	3	1	0	4	0	0	0	0	0	13
01:30 PM	0	5	0	0	5	0	1	0	0	1	0	2	0	0	2	0	1	1	0	2	10
01:45 PM	3	3	1	0	7	0	0	0	0	0	0	4	0	0	4	0	0	2	0	2	13
Total	6	19	2	0	27	1	2	0	0	3	0	15	1	0	16	0	1	3	0	4	50
02:00 PM	0	3	0	0	3	0	0	0	0	0	1	5	0	0	6	1	0	0	0	1	10
02:15 PM	2	4	0	0	6	0	0	0	0	0	0	5	1	0	6	0	0	0	0	0	12
02:30 PM	1	7	0	0	8	0	0	0	0	0	0	6	2	0	8	1	0	2	0	3	19
02:45 PM	2	12	0	0	14	0	0	0	0	0	0	10	2	0	12	1	0	2	0	3	29
Total	5	26	0	0	31	0	0	0	0	0	1	26	5	0	32	3	0	4	0	7	70
03:00 PM	1	17	0	0	18	0	0	0	0	0	0	6	0	0	6	0	0	2	0	2	26
03:15 PM	6	5	0	0	11	0	0	0	0	0	1	4	0	0	5	0	0	1	0	1	17
03:30 PM	6	0	0	0	6	0	0	0	0	0	0	3	1	0	4	0	1	1	0	2	12
03:45 PM	1	1	0	0	2	0	1	0	0	1	0	7	4	0	11	0	0	0	0	0	14
Total	14	23	0	0	37	0	1	0	0	1	1	20	5	0	26	0	1	4	0	5	69

Quality Counts, LLC

920 Blairhill Rd, STE B106
Charlotte, NC 28217

File Name : 14473013 - N Madison Blvd & Court St

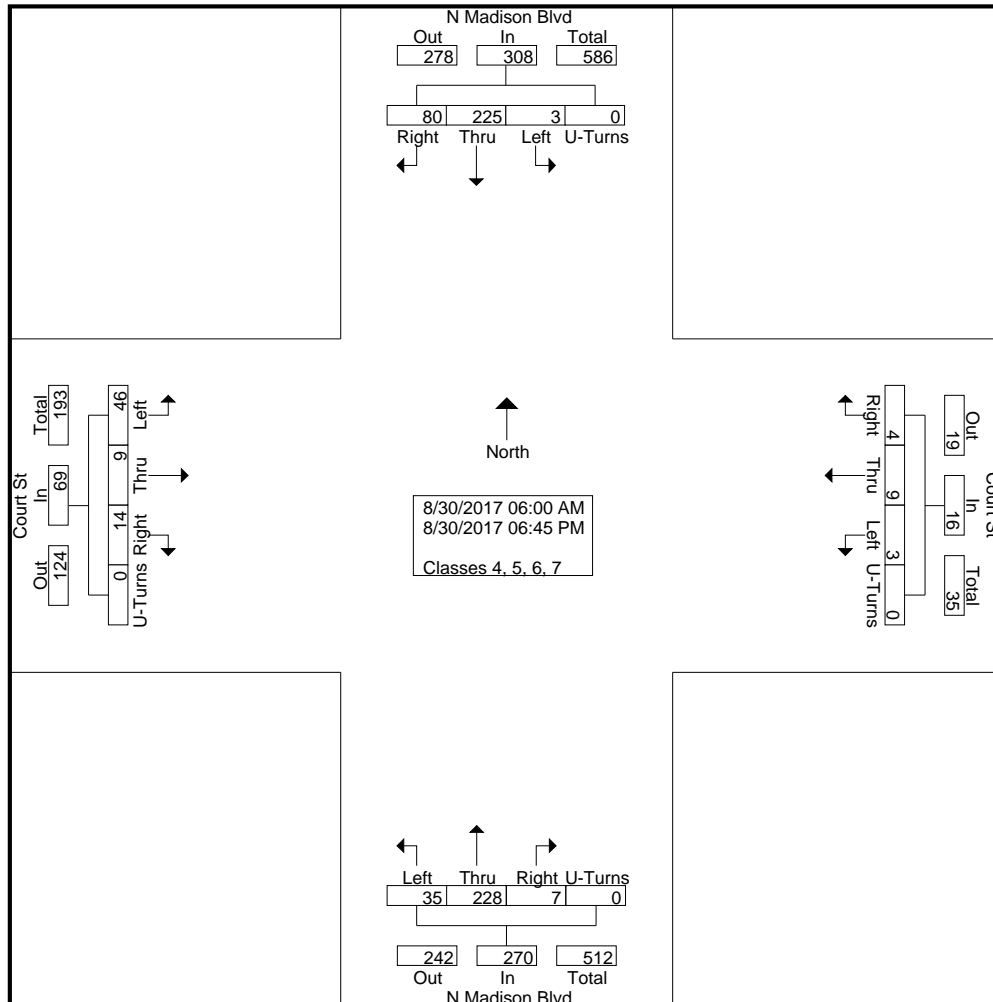
Site Code : 14473013

Start Date : 8/30/2017

Page No : 2

Groups Printed- Classes 4, 5, 6, 7

Start Time	N Madison Blvd Southbound					Court St Westbound					N Madison Blvd Northbound					Court St Eastbound					Int. Total
	Right	Thru	Left	U-Turns	App. Total	Right	Thru	Left	U-Turns	App. Total	Right	Thru	Left	U-Turns	App. Total	Right	Thru	Left	U-Turns	App. Total	
04:00 PM	2	1	0	0	3	0	0	0	0	0	0	7	0	0	7	0	0	1	0	1	1
04:15 PM	1	1	0	0	2	0	0	0	0	0	0	3	0	0	3	0	1	0	0	1	6
04:30 PM	1	3	0	0	4	0	0	1	0	1	1	5	0	0	6	0	0	1	0	1	12
04:45 PM	1	4	0	0	5	1	0	0	0	1	0	5	2	0	7	1	0	0	0	1	14
Total	5	9	0	0	14	1	0	1	0	2	1	20	2	0	23	1	1	2	0	4	43
05:00 PM	1	7	0	0	8	0	0	0	0	0	0	2	1	0	3	0	0	1	0	1	12
05:15 PM	2	1	0	0	3	0	0	0	0	0	0	2	0	0	2	0	1	0	0	1	6
05:30 PM	3	3	0	0	6	0	0	0	0	0	0	3	2	0	5	0	0	0	0	0	11
05:45 PM	0	2	0	0	2	0	0	0	0	0	0	2	3	0	5	1	0	0	0	1	8
Total	6	13	0	0	19	0	0	0	0	0	0	9	6	0	15	1	1	1	0	3	37
06:00 PM	1	2	0	0	3	0	0	0	0	0	0	3	2	0	5	0	0	0	0	0	8
06:15 PM	3	2	0	0	5	0	0	0	0	0	0	6	0	0	6	0	0	0	0	0	11
06:30 PM	1	2	0	0	3	0	0	0	0	0	0	0	1	0	1	1	0	2	0	3	7
06:45 PM	0	2	0	0	2	0	0	0	0	0	0	0	0	0	0	0	0	0	0	0	2
Total	5	8	0	0	13	0	0	0	0	0	0	9	3	0	12	1	0	2	0	3	28
Grand Total	80	225	3	0	308	4	9	3	0	16	7	228	35	0	270	14	9	46	0	69	663
Apprch %	26	73.1	1	0		25	56.2	18.8	0		2.6	84.4	13	0		20.3	13	66.7	0		
Total %	12.1	33.9	0.5	0	46.5	0.6	1.4	0.5	0	2.4	1.1	34.4	5.3	0	40.7	2.1	1.4	6.9	0	10.4	

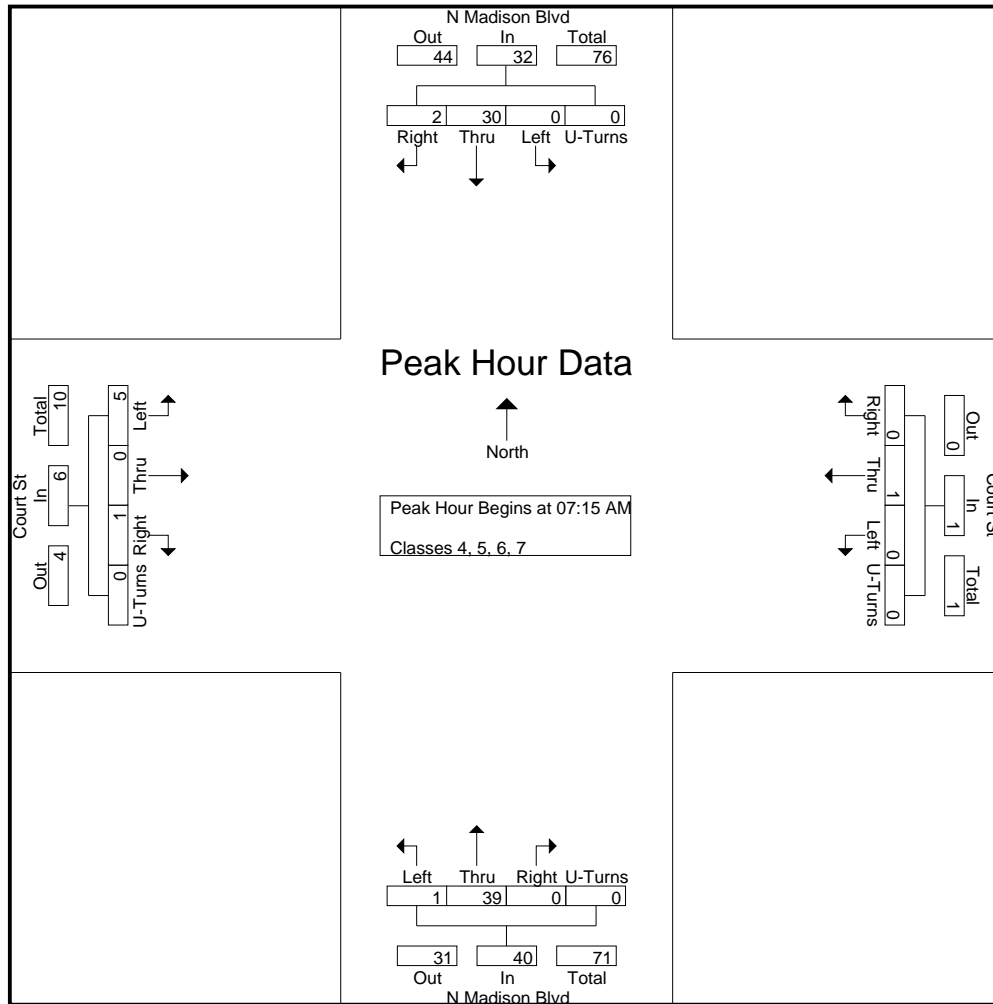


Quality Counts, LLC

920 Blairhill Rd, STE B106
Charlotte, NC 28217

File Name : 14473013 - N Madison Blvd & Court St
Site Code : 14473013
Start Date : 8/30/2017
Page No : 3

Start Time	N Madison Blvd Southbound					Court St Westbound					N Madison Blvd Northbound					Court St Eastbound					Int. Total
	Right	Thru	Left	U-Turns	App. Total	Right	Thru	Left	U-Turns	App. Total	Right	Thru	Left	U-Turns	App. Total	Right	Thru	Left	U-Turns	App. Total	
Peak Hour Analysis From 06:00 AM to 09:45 AM - Peak 1 of 1																					
Peak Hour for Entire Intersection Begins at 07:15 AM																					
07:15 AM	0	5	0	0	5	0	0	0	0	0	0	8	0	0	8	0	0	3	0	3	16
07:30 AM	1	9	0	0	10	0	1	0	0	1	0	9	1	0	10	1	0	0	0	1	22
07:45 AM	0	9	0	0	9	0	0	0	0	0	0	14	0	0	14	0	0	1	0	1	24
08:00 AM	1	7	0	0	8	0	0	0	0	0	0	8	0	0	8	0	0	1	0	1	17
Total Volume	2	30	0	0	32	0	1	0	0	1	0	39	1	0	40	1	0	5	0	6	79
% App. Total	6.2	93.8	0	0		0	100	0	0		0	97.5	2.5	0		16.7	0	83.3	0		
PHF	.500	.833	.000	.000	.800	.000	.250	.000	.000	.250	.000	.696	.250	.000	.714	.250	.000	.417	.000	.500	.823



Quality Counts, LLC

920 Blairhill Rd, STE B106
Charlotte, NC 28217

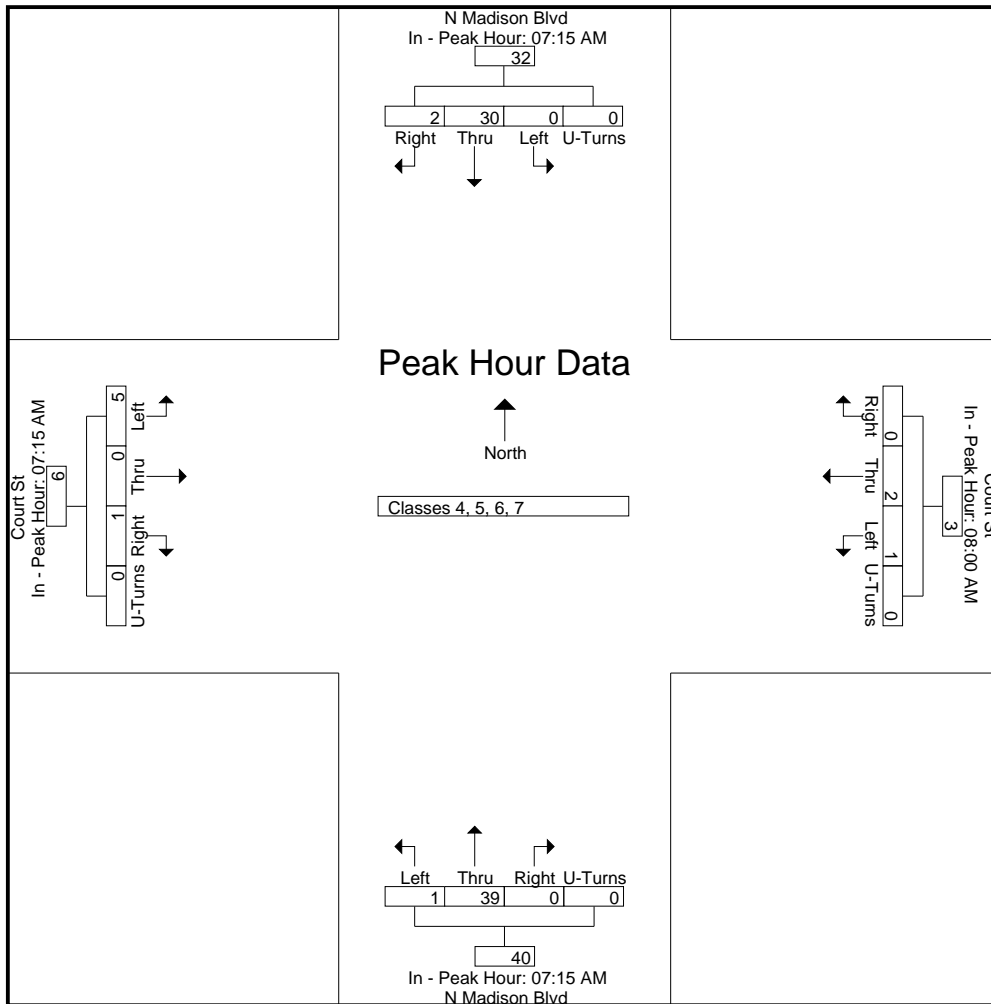
File Name : 14473013 - N Madison Blvd & Court St
Site Code : 14473013
Start Date : 8/30/2017
Page No : 4

Start Time	N Madison Blvd Southbound					Court St Westbound					N Madison Blvd Northbound					Court St Eastbound					Int. Total
	Right	Thru	Left	U-Turns	App. Total	Right	Thru	Left	U-Turns	App. Total	Right	Thru	Left	U-Turns	App. Total	Right	Thru	Left	U-Turns	App. Total	

Peak Hour Analysis From 06:00 AM to 09:45 AM - Peak 1 of 1

Peak Hour for Each Approach Begins at:

	07:15 AM					08:00 AM					07:15 AM					07:15 AM				
+0 mins.	0	5	0	0	5	0	0	0	0	0	0	8	0	0	8	0	0	3	0	3
+15 mins.	1	9	0	0	10	0	1	0	0	1	0	9	1	0	10	1	0	0	0	1
+30 mins.	0	9	0	0	9	0	0	1	0	1	0	14	0	0	14	0	0	1	0	1
+45 mins.	1	7	0	0	8	0	1	0	0	1	0	8	0	0	8	0	0	1	0	1
Total Volume	2	30	0	0	32	0	2	1	0	3	0	39	1	0	40	1	0	5	0	6
% App. Total	6.2	93.8	0	0		0	66.7	33.3	0		0	97.5	2.5	0		16.7	0	83.3	0	
PHF	.500	.833	.000	.000	.800	.000	.500	.250	.000	.750	.000	.696	.250	.000	.714	.250	.000	.417	.000	.500

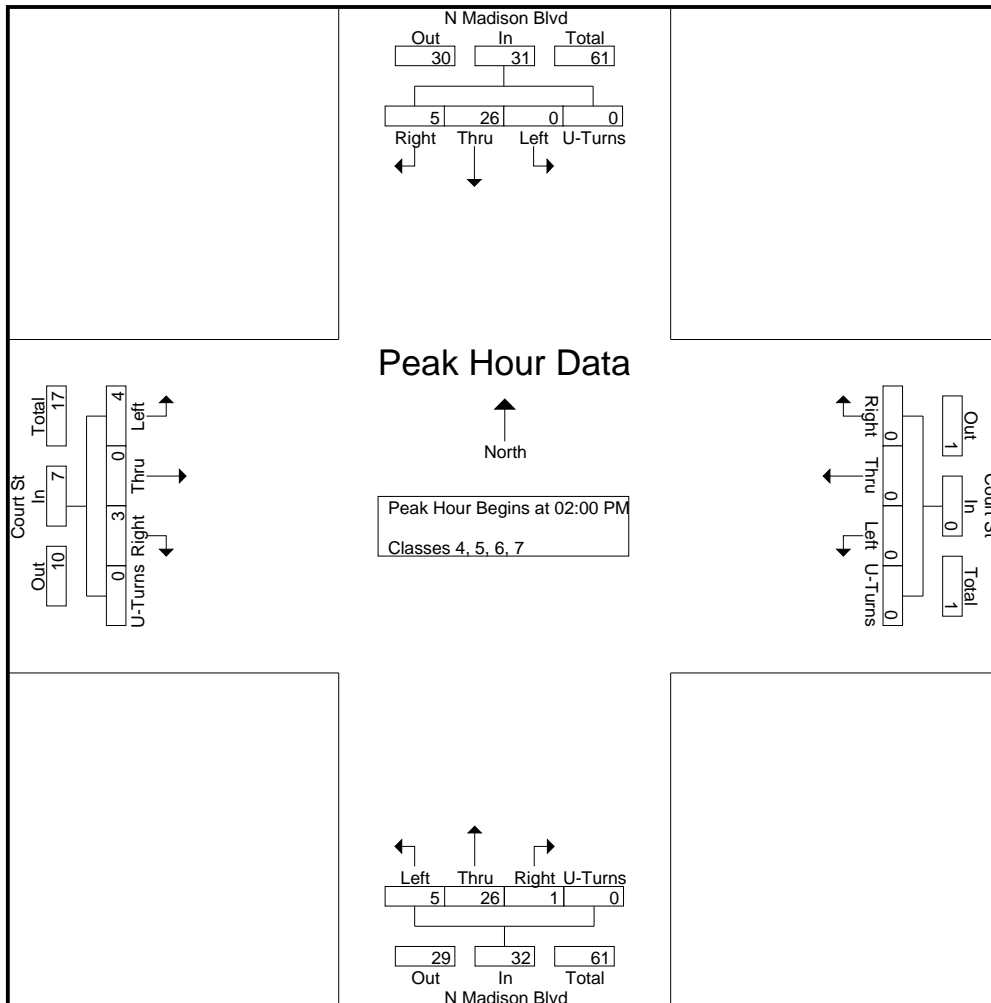


Quality Counts, LLC

920 Blairhill Rd, STE B106
Charlotte, NC 28217

File Name : 14473013 - N Madison Blvd & Court St
Site Code : 14473013
Start Date : 8/30/2017
Page No : 5

Start Time	N Madison Blvd Southbound					Court St Westbound					N Madison Blvd Northbound					Court St Eastbound					Int. Total
	Right	Thru	Left	U-Turns	App. Total	Right	Thru	Left	U-Turns	App. Total	Right	Thru	Left	U-Turns	App. Total	Right	Thru	Left	U-Turns	App. Total	
Peak Hour Analysis From 10:00 AM to 02:45 PM - Peak 1 of 1																					
Peak Hour for Entire Intersection Begins at 02:00 PM																					
02:00 PM	0	3	0	0	3	0	0	0	0	0	1	5	0	0	6	1	0	0	0	1	10
02:15 PM	2	4	0	0	6	0	0	0	0	0	0	5	1	0	6	0	0	0	0	0	12
02:30 PM	1	7	0	0	8	0	0	0	0	0	0	6	2	0	8	1	0	2	0	3	19
02:45 PM	2	12	0	0	14	0	0	0	0	0	0	10	2	0	12	1	0	2	0	3	29
Total Volume	5	26	0	0	31	0	0	0	0	0	1	26	5	0	32	3	0	4	0	7	70
% App. Total	16.1	83.9	0	0		0	0	0	0		3.1	81.2	15.6	0		42.9	0	57.1	0		
PHF	.625	.542	.000	.000	.554	.000	.000	.000	.000	.000	.250	.650	.625	.000	.667	.750	.000	.500	.000	.583	.603



Quality Counts, LLC

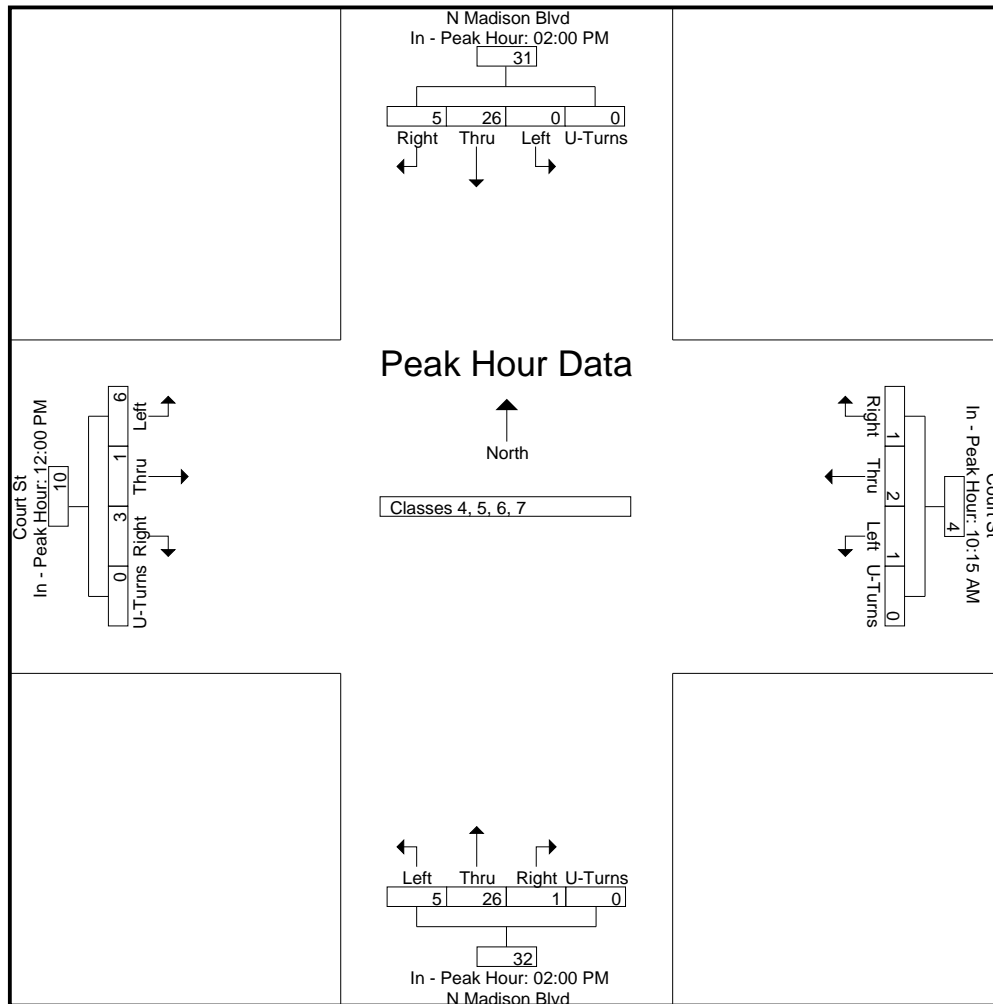
920 Blairhill Rd, STE B106
Charlotte, NC 28217

File Name : 14473013 - N Madison Blvd & Court St
Site Code : 14473013
Start Date : 8/30/2017
Page No : 6

Start Time	N Madison Blvd Southbound					Court St Westbound					N Madison Blvd Northbound					Court St Eastbound					Int. Total
	Right	Thru	Left	U-Turns	App. Total	Right	Thru	Left	U-Turns	App. Total	Right	Thru	Left	U-Turns	App. Total	Right	Thru	Left	U-Turns	App. Total	

Peak Hour Analysis From 10:00 AM to 02:45 PM - Peak 1 of 1
Peak Hour for Each Approach Begins at:

	02:00 PM					10:15 AM					02:00 PM					12:00 PM				
+0 mins.	0	3	0	0	3	0	0	1	0	1	1	5	0	0	6	0	0	1	0	1
+15 mins.	2	4	0	0	6	1	0	0	0	1	0	5	1	0	6	2	0	3	0	5
+30 mins.	1	7	0	0	8	0	1	0	0	1	0	6	2	0	8	0	0	1	0	1
+45 mins.	2	12	0	0	14	0	1	0	0	1	0	10	2	0	12	1	1	1	0	3
Total Volume	5	26	0	0	31	1	2	1	0	4	1	26	5	0	32	3	1	6	0	10
% App. Total	16.1	83.9	0	0		25	50	25	0		3.1	81.2	15.6	0		30	10	60	0	
PHF	.625	.542	.000	.000	.554	.250	.500	.250	.000	1.000	.250	.650	.625	.000	.667	.375	.250	.500	.000	.500

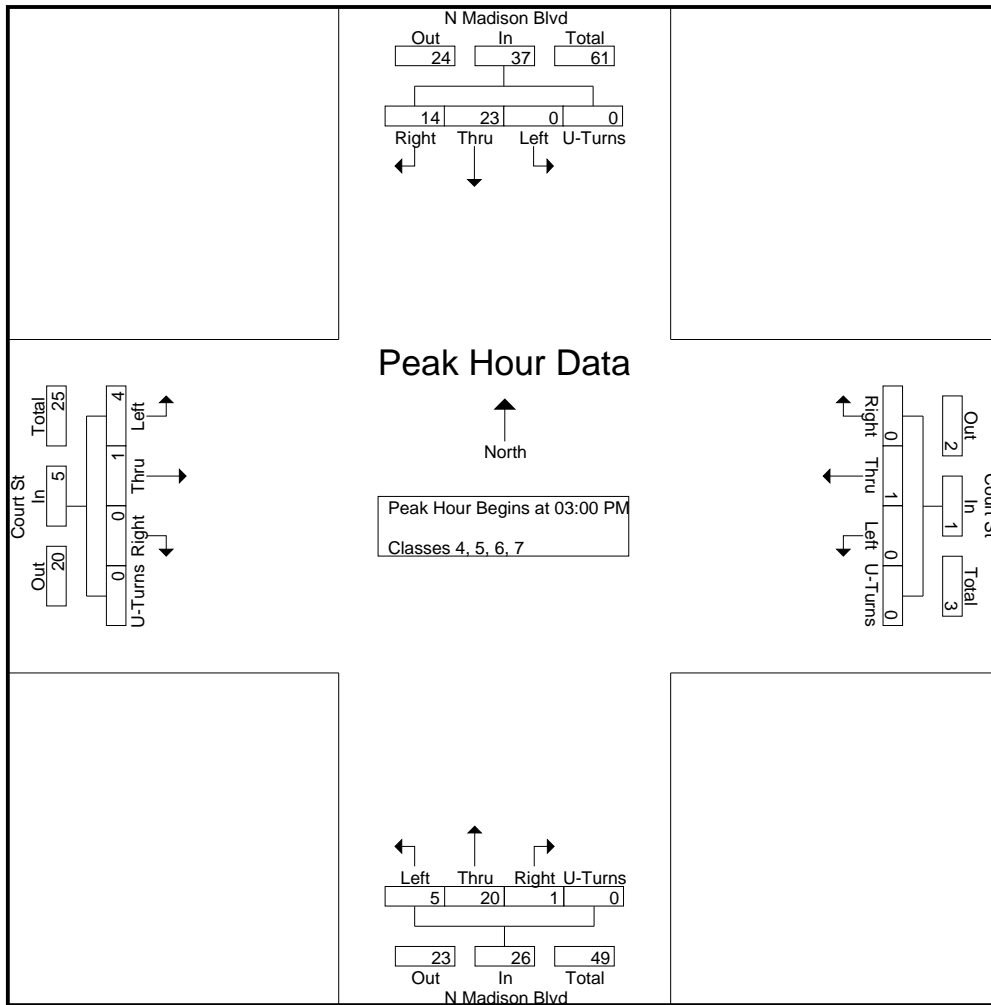


Quality Counts, LLC

920 Blairhill Rd, STE B106
Charlotte, NC 28217

File Name : 14473013 - N Madison Blvd & Court St
Site Code : 14473013
Start Date : 8/30/2017
Page No : 7

Start Time	N Madison Blvd Southbound					Court St Westbound					N Madison Blvd Northbound					Court St Eastbound					Int. Total
	Right	Thru	Left	U-Turns	App. Total	Right	Thru	Left	U-Turns	App. Total	Right	Thru	Left	U-Turns	App. Total	Right	Thru	Left	U-Turns	App. Total	
Peak Hour Analysis From 03:00 PM to 06:45 PM - Peak 1 of 1																					
Peak Hour for Entire Intersection Begins at 03:00 PM																					
03:00 PM	1	17	0	0	18	0	0	0	0	0	0	6	0	0	6	0	0	2	0	2	26
03:15 PM	6	5	0	0	11	0	0	0	0	0	1	4	0	0	5	0	0	1	0	1	17
03:30 PM	6	0	0	0	6	0	0	0	0	0	0	3	1	0	4	0	1	1	0	2	12
03:45 PM	1	1	0	0	2	0	1	0	0	1	0	7	4	0	11	0	0	0	0	0	14
Total Volume	14	23	0	0	37	0	1	0	0	1	1	20	5	0	26	0	1	4	0	5	69
% App. Total	37.8	62.2	0	0		0	100	0	0		3.8	76.9	19.2	0		0	20	80	0		
PHF	.583	.338	.000	.000	.514	.000	.250	.000	.000	.250	.250	.714	.313	.000	.591	.000	.250	.500	.000	.625	.663



Quality Counts, LLC

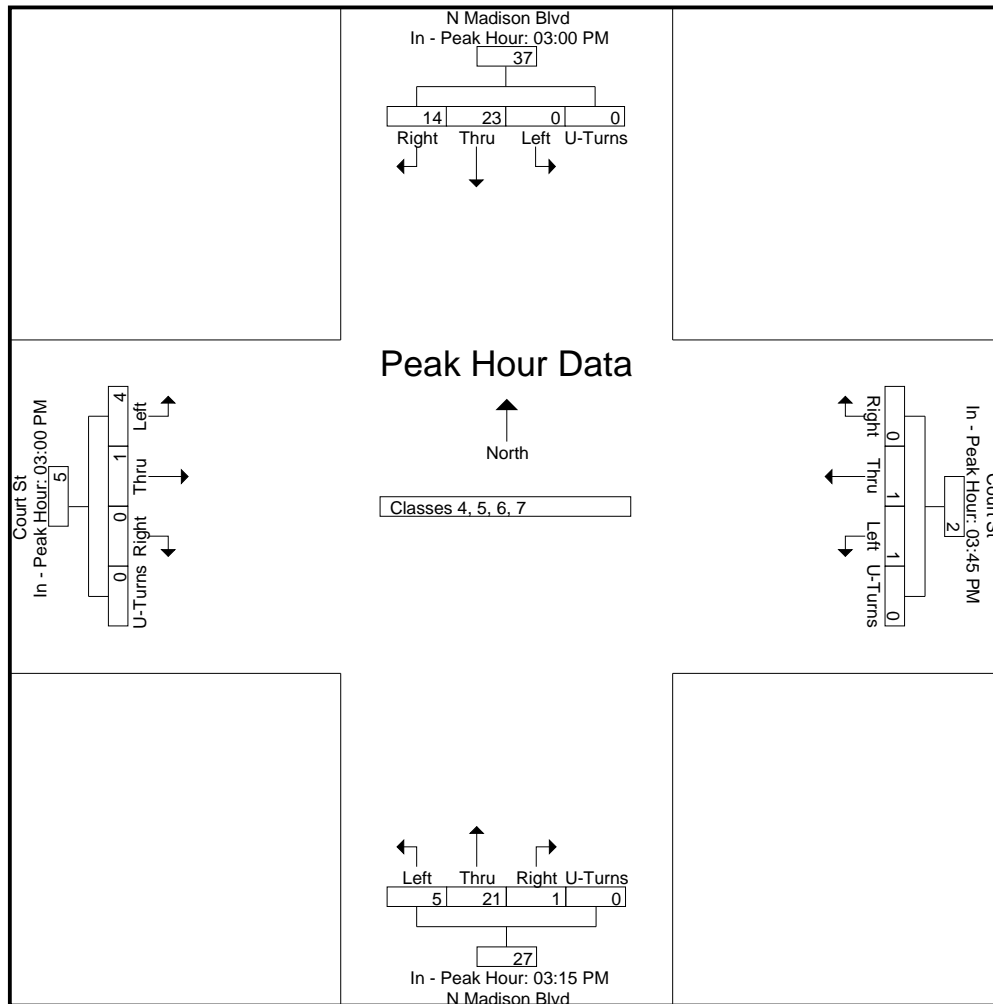
920 Blairhill Rd, STE B106
Charlotte, NC 28217

File Name : 14473013 - N Madison Blvd & Court St
Site Code : 14473013
Start Date : 8/30/2017
Page No : 8

Start Time	N Madison Blvd Southbound					Court St Westbound					N Madison Blvd Northbound					Court St Eastbound					Int. Total
	Right	Thru	Left	U-Turns	App. Total	Right	Thru	Left	U-Turns	App. Total	Right	Thru	Left	U-Turns	App. Total	Right	Thru	Left	U-Turns	App. Total	

Peak Hour Analysis From 03:00 PM to 06:45 PM - Peak 1 of 1
Peak Hour for Each Approach Begins at:

	03:00 PM					03:45 PM					03:15 PM					03:00 PM				
+0 mins.	1	17	0	0	18	0	1	0	0	1	1	4	0	0	5	0	0	2	0	2
+15 mins.	6	5	0	0	11	0	0	0	0	0	0	3	1	0	4	0	0	1	0	1
+30 mins.	6	0	0	0	6	0	0	0	0	0	0	7	4	0	11	0	1	1	0	2
+45 mins.	1	1	0	0	2	0	0	1	0	1	0	7	0	0	7	0	0	0	0	0
Total Volume	14	23	0	0	37	0	1	1	0	2	1	21	5	0	27	0	1	4	0	5
% App. Total	37.8	62.2	0	0		0	50	50	0		3.7	77.8	18.5	0		0	20	80	0	
PHF	.583	.338	.000	.000	.514	.000	.250	.250	.000	.500	.250	.750	.313	.000	.614	.000	.250	.500	.000	.625



Quality Counts, LLC

920 Blairhill Rd, STE B106
Charlotte, NC 28217

File Name : 14473013 - N Madison Blvd & Court St

Site Code : 14473013

Start Date : 8/30/2017

Page No : 1

Groups Printed- Classes 8, 9, 10

Start Time	N Madison Blvd Southbound					Court St Westbound					N Madison Blvd Northbound					Court St Eastbound					Int. Total
	Right	Thru	Left	U-Turns	App. Total	Right	Thru	Left	U-Turns	App. Total	Right	Thru	Left	U-Turns	App. Total	Right	Thru	Left	U-Turns	App. Total	
06:00 AM	1	2	0	0	3	0	0	0	0	0	0	3	0	0	3	0	0	1	0	1	7
06:15 AM	0	3	0	0	3	0	0	0	0	0	0	3	0	0	3	0	0	1	0	1	7
06:30 AM	0	2	0	0	2	0	0	0	0	0	0	5	0	0	5	0	0	0	0	0	7
06:45 AM	0	4	1	0	5	0	0	0	0	0	0	5	0	0	5	0	0	0	0	0	10
Total	1	11	1	0	13	0	0	0	0	0	0	16	0	0	16	0	0	2	0	2	31
07:00 AM	2	2	0	0	4	0	0	0	0	0	0	2	0	0	2	1	0	0	0	1	7
07:15 AM	1	1	0	0	2	0	0	0	0	0	0	8	0	0	8	0	0	1	0	1	11
07:30 AM	1	4	0	0	5	0	0	0	0	0	0	5	0	0	5	0	0	1	0	1	11
07:45 AM	0	5	0	0	5	0	0	0	0	0	0	4	0	0	4	0	0	0	0	0	9
Total	4	12	0	0	16	0	0	0	0	0	0	19	0	0	19	1	0	2	0	3	38
08:00 AM	1	6	1	0	8	0	0	0	0	0	0	6	0	0	6	0	0	0	0	0	14
08:15 AM	3	3	0	0	6	0	0	0	0	0	0	2	1	0	3	0	0	0	0	0	9
08:30 AM	1	5	0	0	6	0	0	0	0	0	0	7	0	0	7	0	0	0	0	0	13
08:45 AM	0	8	0	0	8	0	0	0	0	0	0	8	0	0	8	0	0	0	0	0	16
Total	5	22	1	0	28	0	0	0	0	0	0	23	1	0	24	0	0	0	0	0	52
09:00 AM	0	9	0	0	9	0	0	0	0	0	0	4	0	0	4	0	0	0	0	0	13
09:15 AM	0	6	0	0	6	0	0	0	0	0	0	7	0	0	7	0	0	0	0	0	13
09:30 AM	1	4	0	0	5	0	0	0	0	0	0	9	0	0	9	0	0	1	0	1	15
09:45 AM	1	3	0	0	4	0	0	0	0	0	0	3	0	0	3	0	0	0	0	0	7
Total	2	22	0	0	24	0	0	0	0	0	0	23	0	0	23	0	0	1	0	1	48
10:00 AM	2	3	0	0	5	0	0	0	0	0	0	10	0	0	10	0	0	0	0	0	15
10:15 AM	0	8	0	0	8	0	0	0	0	0	0	4	0	0	4	0	0	0	0	0	12
10:30 AM	3	4	0	0	7	0	0	0	0	0	0	1	0	0	1	0	0	1	0	1	9
10:45 AM	0	5	0	0	5	0	0	0	0	0	0	6	0	0	6	0	0	0	0	0	11
Total	5	20	0	0	25	0	0	0	0	0	0	21	0	0	21	0	0	1	0	1	47
11:00 AM	2	3	0	0	5	0	0	0	0	0	0	7	0	0	7	0	0	0	0	0	12
11:15 AM	3	5	0	0	8	0	0	0	0	0	0	10	0	0	10	0	0	0	0	0	18
11:30 AM	0	2	0	0	2	0	0	0	0	0	0	6	0	0	6	1	0	0	0	1	9
11:45 AM	3	2	0	0	5	0	0	0	0	0	0	5	0	0	5	1	0	0	0	1	11
Total	8	12	0	0	20	0	0	0	0	0	0	28	0	0	28	2	0	0	0	2	50
12:00 PM	0	2	0	0	2	0	0	0	0	0	0	6	0	0	6	0	0	0	0	0	8
12:15 PM	1	2	0	0	3	0	0	0	0	0	0	8	0	0	8	0	0	0	0	0	11
12:30 PM	3	3	1	0	7	0	0	0	0	0	0	4	1	0	5	0	0	0	0	0	12
12:45 PM	1	3	0	0	4	0	0	0	0	0	0	8	3	0	11	0	0	0	0	0	15
Total	5	10	1	0	16	0	0	0	0	0	0	26	4	0	30	0	0	0	0	0	46
01:00 PM	2	2	0	0	4	0	0	0	0	0	0	8	0	0	8	0	0	1	0	1	13
01:15 PM	0	3	0	0	3	0	0	1	0	1	0	2	0	0	2	1	0	1	0	2	8
01:30 PM	1	2	0	0	3	0	0	0	0	0	0	9	0	0	9	0	0	1	0	1	13
01:45 PM	2	4	0	0	6	0	0	0	0	0	0	7	0	0	7	0	0	1	0	1	14
Total	5	11	0	0	16	0	0	1	0	1	0	26	0	0	26	1	0	4	0	5	48
02:00 PM	0	2	0	0	2	0	0	0	0	0	0	4	0	0	4	0	0	0	0	0	6
02:15 PM	0	5	0	0	5	0	0	0	0	0	0	2	0	0	2	0	0	2	0	2	9
02:30 PM	2	4	0	0	6	0	0	0	0	0	0	3	1	0	4	0	0	0	0	0	10
02:45 PM	1	6	0	0	7	0	0	0	0	0	0	7	0	0	7	0	0	0	0	0	14
Total	3	17	0	0	20	0	0	0	0	0	0	16	1	0	17	0	0	2	0	2	39
03:00 PM	0	4	0	0	4	0	0	0	0	0	0	5	0	0	5	0	0	0	0	0	9
03:15 PM	1	0	0	0	1	0	0	0	0	0	0	8	0	0	8	0	0	0	0	0	9
03:30 PM	1	2	0	0	3	0	0	0	0	0	0	9	0	0	9	0	0	0	0	0	12
03:45 PM	1	4	0	0	5	0	0	0	0	0	0	6	0	0	6	0	0	0	0	0	11
Total	3	10	0	0	13	0	0	0	0	0	0	28	0	0	28	0	0	0	0	0	41

Quality Counts, LLC

920 Blairhill Rd, STE B106
Charlotte, NC 28217

File Name : 14473013 - N Madison Blvd & Court St

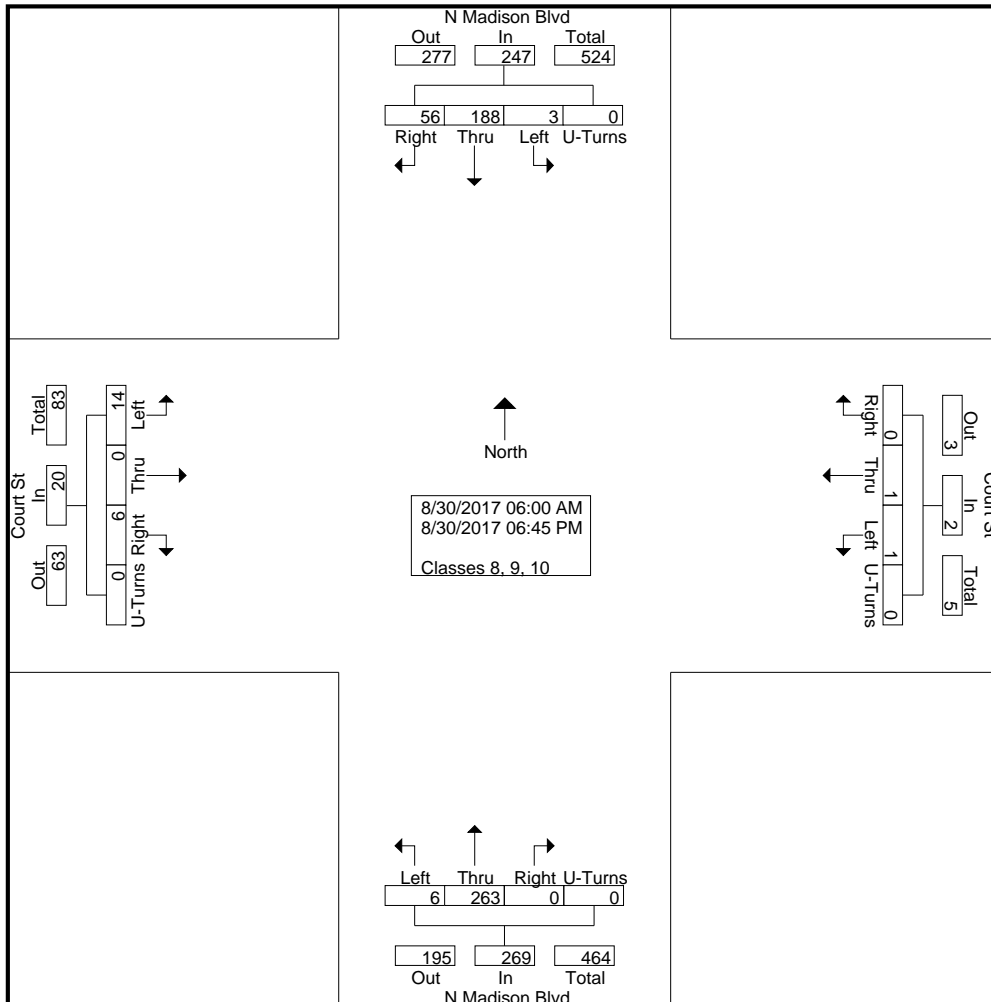
Site Code : 14473013

Start Date : 8/30/2017

Page No : 2

Groups Printed- Classes 8, 9, 10

Start Time	N Madison Blvd Southbound					Court St Westbound					N Madison Blvd Northbound					Court St Eastbound					Int. Total
	Right	Thru	Left	U-Turns	App. Total	Right	Thru	Left	U-Turns	App. Total	Right	Thru	Left	U-Turns	App. Total	Right	Thru	Left	U-Turns	App. Total	
04:00 PM	0	2	0	0	2	0	0	0	0	0	0	2	0	0	2	1	0	1	0	2	6
04:15 PM	1	4	0	0	5	0	1	0	0	1	0	10	0	0	10	1	0	0	0	1	17
04:30 PM	1	4	0	0	5	0	0	0	0	0	0	3	0	0	3	0	0	0	0	0	8
04:45 PM	1	5	0	0	6	0	0	0	0	0	0	5	0	0	5	0	0	0	0	0	11
Total	3	15	0	0	18	0	1	0	0	1	0	20	0	0	20	2	0	1	0	3	42
05:00 PM	3	6	0	0	9	0	0	0	0	0	0	3	0	0	3	0	0	1	0	1	13
05:15 PM	4	4	0	0	8	0	0	0	0	0	0	4	0	0	4	0	0	0	0	0	12
05:30 PM	2	3	0	0	5	0	0	0	0	0	0	2	0	0	2	0	0	0	0	0	7
05:45 PM	0	1	0	0	1	0	0	0	0	0	0	3	0	0	3	0	0	0	0	0	4
Total	9	14	0	0	23	0	0	0	0	0	0	12	0	0	12	0	0	1	0	1	36
06:00 PM	2	2	0	0	4	0	0	0	0	0	0	1	0	0	1	0	0	0	0	0	5
06:15 PM	0	5	0	0	5	0	0	0	0	0	0	1	0	0	1	0	0	0	0	0	6
06:30 PM	0	2	0	0	2	0	0	0	0	0	0	1	0	0	1	0	0	0	0	0	3
06:45 PM	1	3	0	0	4	0	0	0	0	0	0	2	0	0	2	0	0	0	0	0	6
Total	3	12	0	0	15	0	0	0	0	0	0	5	0	0	5	0	0	0	0	0	20
Grand Total	56	188	3	0	247	0	1	1	0	2	0	263	6	0	269	6	0	14	0	20	538
Apprch %	22.7	76.1	1.2	0		0	50	50	0		0	97.8	2.2	0		30	0	70	0		
Total %	10.4	34.9	0.6	0	45.9	0	0.2	0.2	0	0.4	0	48.9	1.1	0	50	1.1	0	2.6	0	3.7	

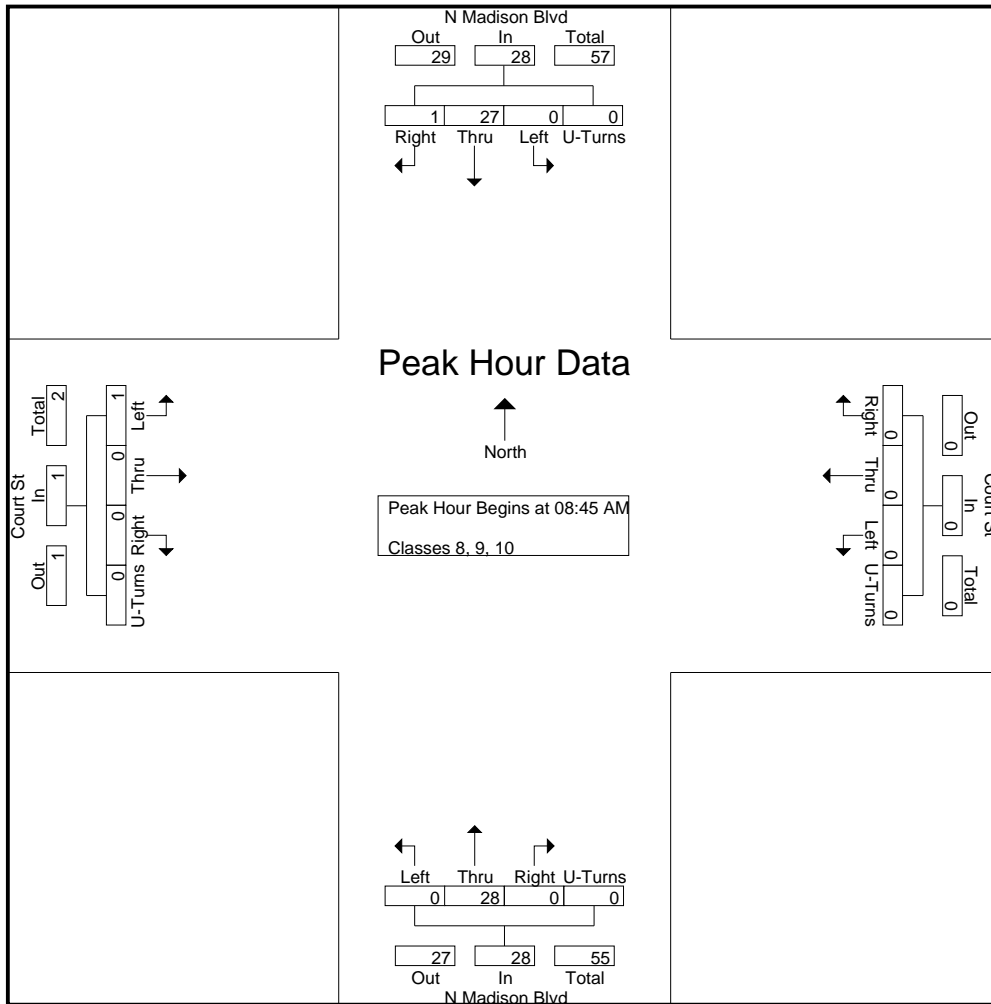


Quality Counts, LLC

920 Blairhill Rd, STE B106
Charlotte, NC 28217

File Name : 14473013 - N Madison Blvd & Court St
Site Code : 14473013
Start Date : 8/30/2017
Page No : 3

Start Time	N Madison Blvd Southbound					Court St Westbound					N Madison Blvd Northbound					Court St Eastbound					Int. Total
	Right	Thru	Left	U-Turns	App. Total	Right	Thru	Left	U-Turns	App. Total	Right	Thru	Left	U-Turns	App. Total	Right	Thru	Left	U-Turns	App. Total	
Peak Hour Analysis From 06:00 AM to 09:45 AM - Peak 1 of 1																					
Peak Hour for Entire Intersection Begins at 08:45 AM																					
08:45 AM	0	8	0	0	8	0	0	0	0	0	0	8	0	0	8	0	0	0	0	0	16
09:00 AM	0	9	0	0	9	0	0	0	0	0	0	4	0	4	0	0	0	0	0	0	13
09:15 AM	0	6	0	0	6	0	0	0	0	0	0	7	0	7	0	0	0	0	0	0	13
09:30 AM	1	4	0	0	5	0	0	0	0	0	0	9	0	9	0	0	1	0	0	1	15
Total Volume	1	27	0	0	28	0	0	0	0	0	0	28	0	28	0	0	1	0	1	57	
% App. Total	3.6	96.4	0	0		0	0	0	0		0	100	0		0	0	100	0			
PHF	.250	.750	.000	.000	.778	.000	.000	.000	.000	.000	.000	.778	.000	.000	.778	.000	.000	.250	.000	.250	.891



Quality Counts, LLC

920 Blairhill Rd, STE B106
Charlotte, NC 28217

File Name : 14473013 - N Madison Blvd & Court St

Site Code : 14473013

Start Date : 8/30/2017

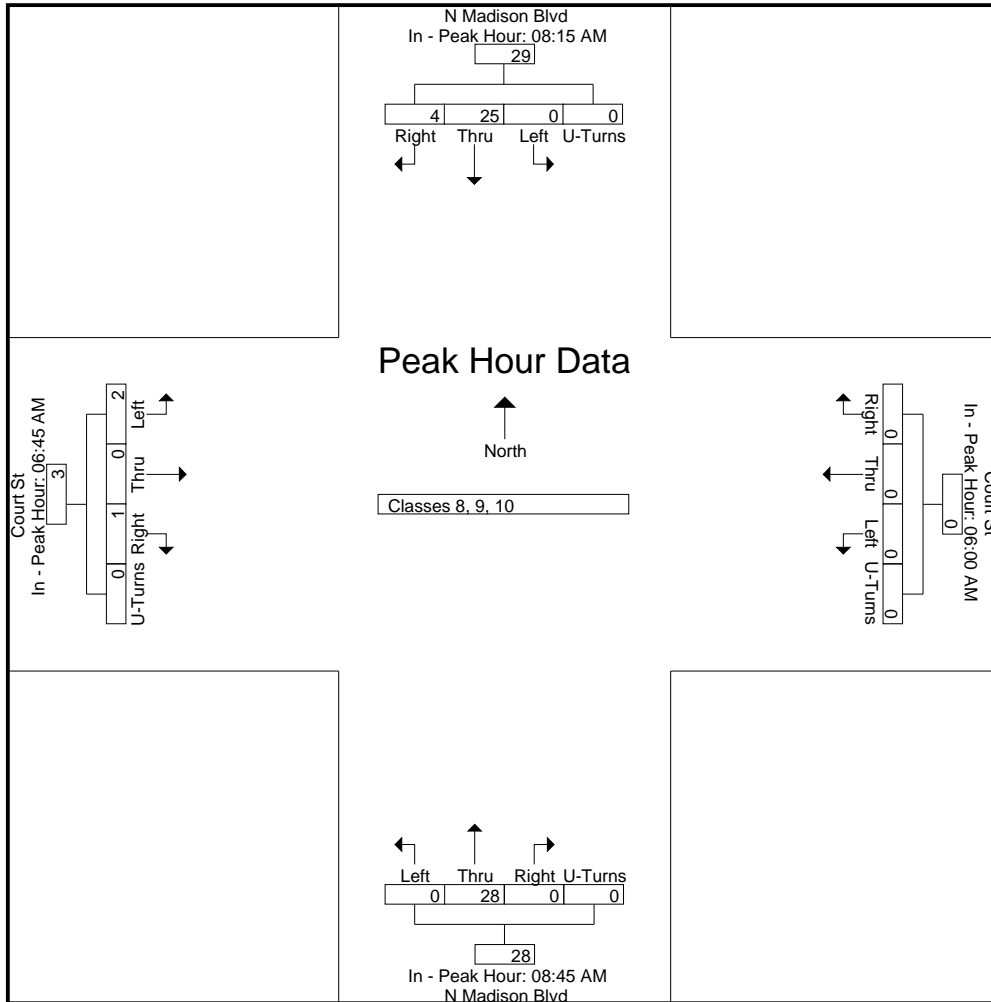
Page No : 4

Start Time	N Madison Blvd Southbound					Court St Westbound					N Madison Blvd Northbound					Court St Eastbound					Int. Total
	Right	Thru	Left	U-Turns	App. Total	Right	Thru	Left	U-Turns	App. Total	Right	Thru	Left	U-Turns	App. Total	Right	Thru	Left	U-Turns	App. Total	

Peak Hour Analysis From 06:00 AM to 09:45 AM - Peak 1 of 1

Peak Hour for Each Approach Begins at:

	08:15 AM					06:00 AM					08:45 AM					06:45 AM					
+0 mins.	3	3	0	0	6	0	0	0	0	0	0	8	0	0	8	0	0	0	0	0	0
+15 mins.	1	5	0	0	6	0	0	0	0	0	0	4	0	0	4	1	0	0	0	0	1
+30 mins.	0	8	0	0	8	0	0	0	0	0	0	7	0	0	7	0	0	1	0	0	1
+45 mins.	0	9	0	0	9	0	0	0	0	0	0	9	0	0	9	0	0	1	0	0	1
Total Volume	4	25	0	0	29	0	0	0	0	0	0	28	0	0	28	1	0	2	0	0	3
% App. Total	13.8	86.2	0	0		0	0	0	0	0	0	100	0	0		33.3	0	66.7	0	0	
PHF	.333	.694	.000	.000	.806	.000	.000	.000	.000	.000	.000	.778	.000	.000	.778	.250	.000	.500	.000	.000	.750



Quality Counts, LLC

920 Blairhill Rd, STE B106
Charlotte, NC 28217

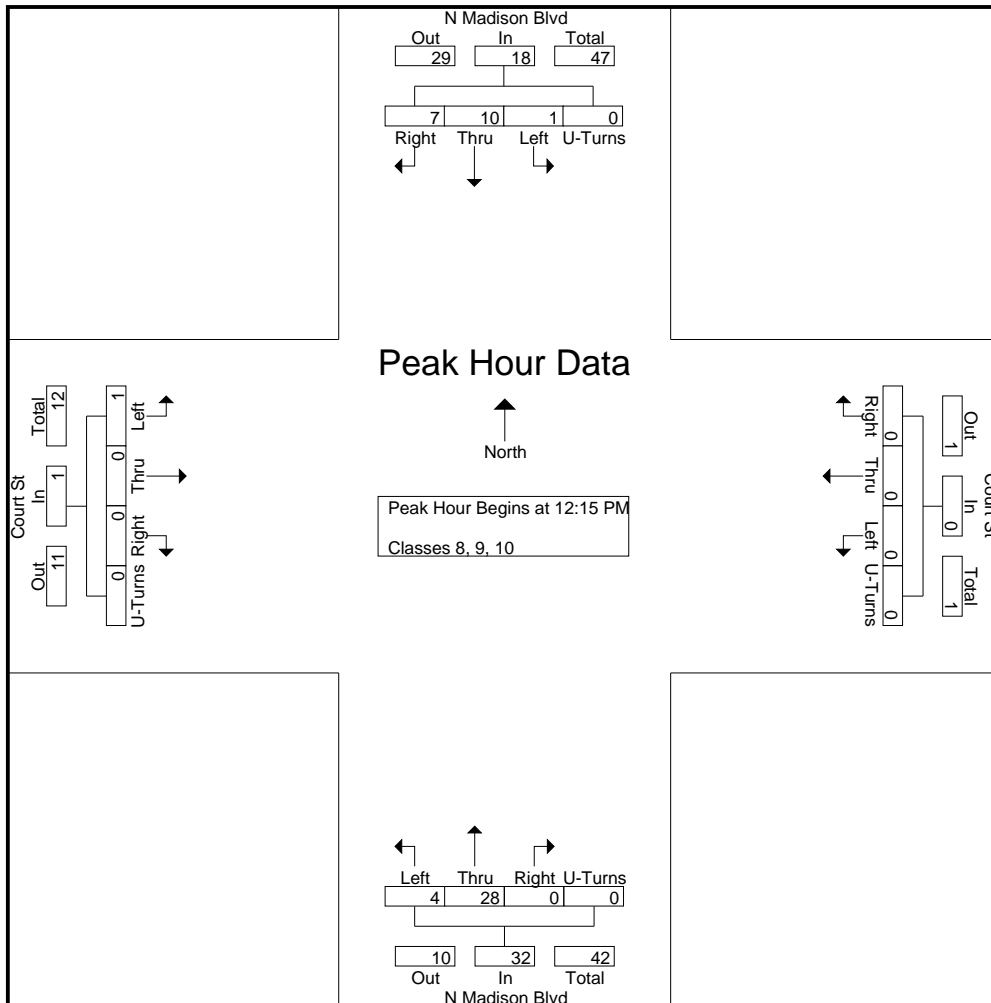
File Name : 14473013 - N Madison Blvd & Court St

Site Code : 14473013

Start Date : 8/30/2017

Page No : 5

Start Time	N Madison Blvd Southbound					Court St Westbound					N Madison Blvd Northbound					Court St Eastbound					Int. Total	
	Right	Thru	Left	U-Turns	App. Total	Right	Thru	Left	U-Turns	App. Total	Right	Thru	Left	U-Turns	App. Total	Right	Thru	Left	U-Turns	App. Total		
Peak Hour Analysis From 10:00 AM to 02:45 PM - Peak 1 of 1																						
Peak Hour for Entire Intersection Begins at 12:15 PM																						
12:15 PM	1	2	0	0	3	0	0	0	0	0	0	8	0	0	8	0	0	0	0	0	0	11
12:30 PM	3	3	1	0	7	0	0	0	0	0	0	4	1	0	5	0	0	0	0	0	0	12
12:45 PM	1	3	0	0	4	0	0	0	0	0	0	8	3	0	11	0	0	0	0	0	0	15
01:00 PM	2	2	0	0	4	0	0	0	0	0	0	8	0	0	8	0	0	1	0	0	1	13
Total Volume	7	10	1	0	18	0	0	0	0	0	0	28	4	0	32	0	0	1	0	0	1	51
% App. Total	38.9	55.6	5.6	0		0	0	0	0		0	87.5	12.5	0		0	0	100	0			
PHF	.583	.833	.250	.000	.643	.000	.000	.000	.000	.000	.000	.875	.333	.000	.727	.000	.000	.250	.000	.250	.850	



Quality Counts, LLC

920 Blairhill Rd, STE B106
Charlotte, NC 28217

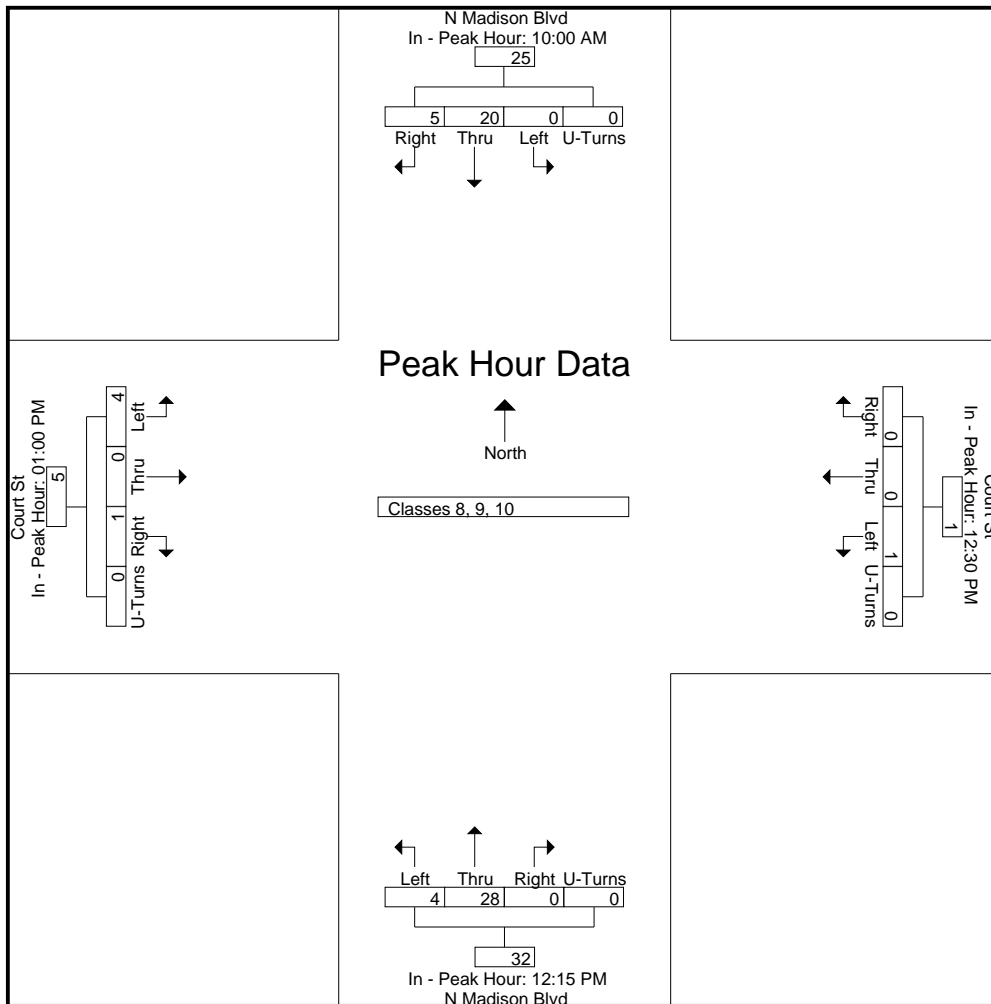
File Name : 14473013 - N Madison Blvd & Court St
Site Code : 14473013
Start Date : 8/30/2017
Page No : 6

Start Time	N Madison Blvd Southbound					Court St Westbound					N Madison Blvd Northbound					Court St Eastbound					Int. Total
	Rig ht	Thr u	Left	U-Turns	App. Total	Rig ht	Thr u	Left	U-Turns	App. Total	Rig ht	Thr u	Left	U-Turns	App. Total	Rig ht	Thr u	Left	U-Turns	App. Total	

Peak Hour Analysis From 10:00 AM to 02:45 PM - Peak 1 of 1

Peak Hour for Each Approach Begins at:

	10:00 AM					12:30 PM					12:15 PM					01:00 PM				
+0 mins.	2	3	0	0	5	0	0	0	0	0	0	8	0	0	8	0	0	1	0	1
+15 mins.	0	8	0	0	8	0	0	0	0	0	0	4	1	0	5	1	0	1	0	2
+30 mins.	3	4	0	0	7	0	0	0	0	0	0	8	3	0	11	0	0	1	0	1
+45 mins.	0	5	0	0	5	0	0	1	0	1	0	8	0	0	8	0	0	1	0	1
Total Volume	5	20	0	0	25	0	0	1	0	1	0	28	4	0	32	1	0	4	0	5
% App. Total	20	80	0	0		0	0	100	0		0	87.5	12.5	0		20	0	80	0	
PHF	.417	.625	.000	.000	.781	.000	.000	.250	.000	.250	.000	.875	.333	.000	.727	.250	.000	1.000		

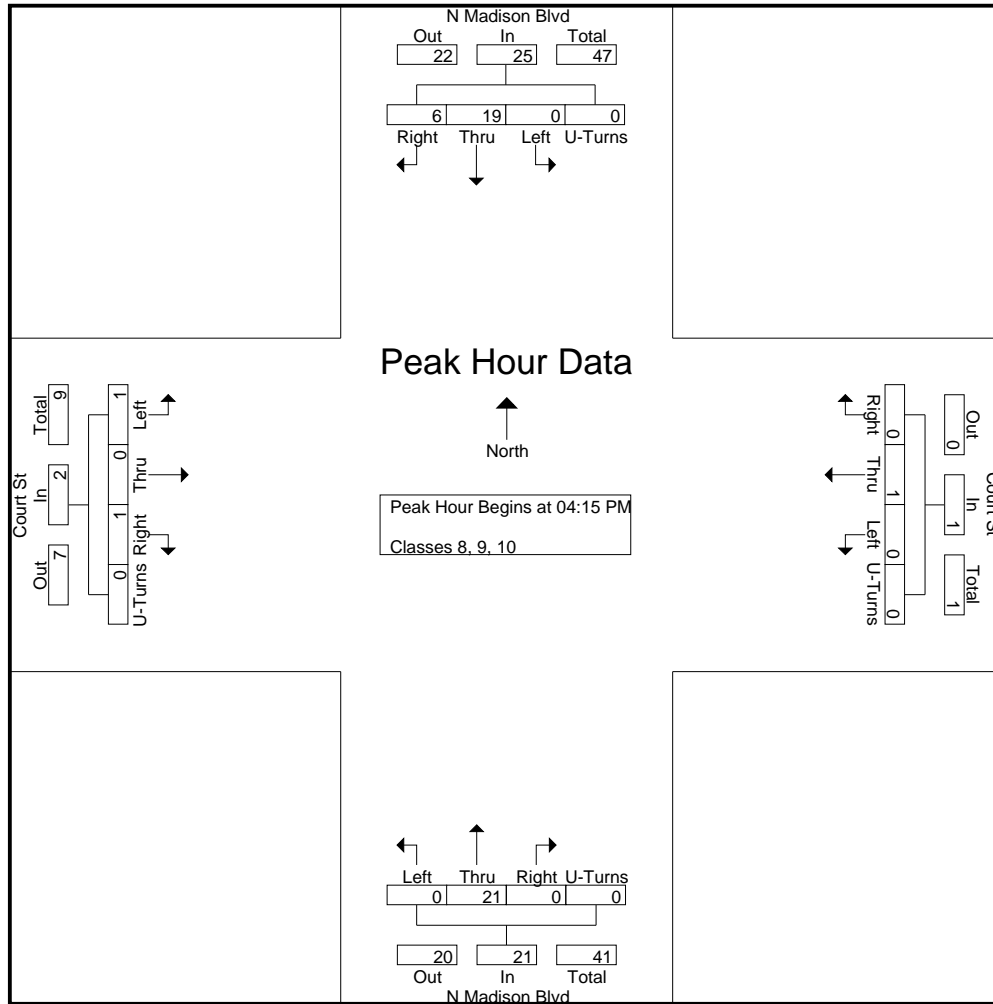


Quality Counts, LLC

920 Blairhill Rd, STE B106
Charlotte, NC 28217

File Name : 14473013 - N Madison Blvd & Court St
Site Code : 14473013
Start Date : 8/30/2017
Page No : 7

Start Time	N Madison Blvd Southbound					Court St Westbound					N Madison Blvd Northbound					Court St Eastbound					Int. Total
	Right	Thru	Left	U-Turns	App. Total	Right	Thru	Left	U-Turns	App. Total	Right	Thru	Left	U-Turns	App. Total	Right	Thru	Left	U-Turns	App. Total	
Peak Hour Analysis From 03:00 PM to 06:45 PM - Peak 1 of 1																					
Peak Hour for Entire Intersection Begins at 04:15 PM																					
04:15 PM	1	4	0	0	5	0	1	0	0	1	0	10	0	0	10	1	0	0	0	1	17
04:30 PM	1	4	0	0	5	0	0	0	0	0	0	3	0	0	3	0	0	0	0	0	8
04:45 PM	1	5	0	0	6	0	0	0	0	0	0	5	0	0	5	0	0	0	0	0	11
05:00 PM	3	6	0	0	9	0	0	0	0	0	0	3	0	0	3	0	0	1	0	1	13
Total Volume	6	19	0	0	25	0	1	0	0	1	0	21	0	0	21	1	0	1	0	2	49
% App. Total	24	76	0	0		0	100	0	0		0	100	0	0		50	0	50	0		
PHF	.500	.792	.000	.000	.694	.000	.250	.000	.000	.250	.000	.525	.000	.000	.525	.250	.000	.250	.000	.500	.721



Quality Counts, LLC

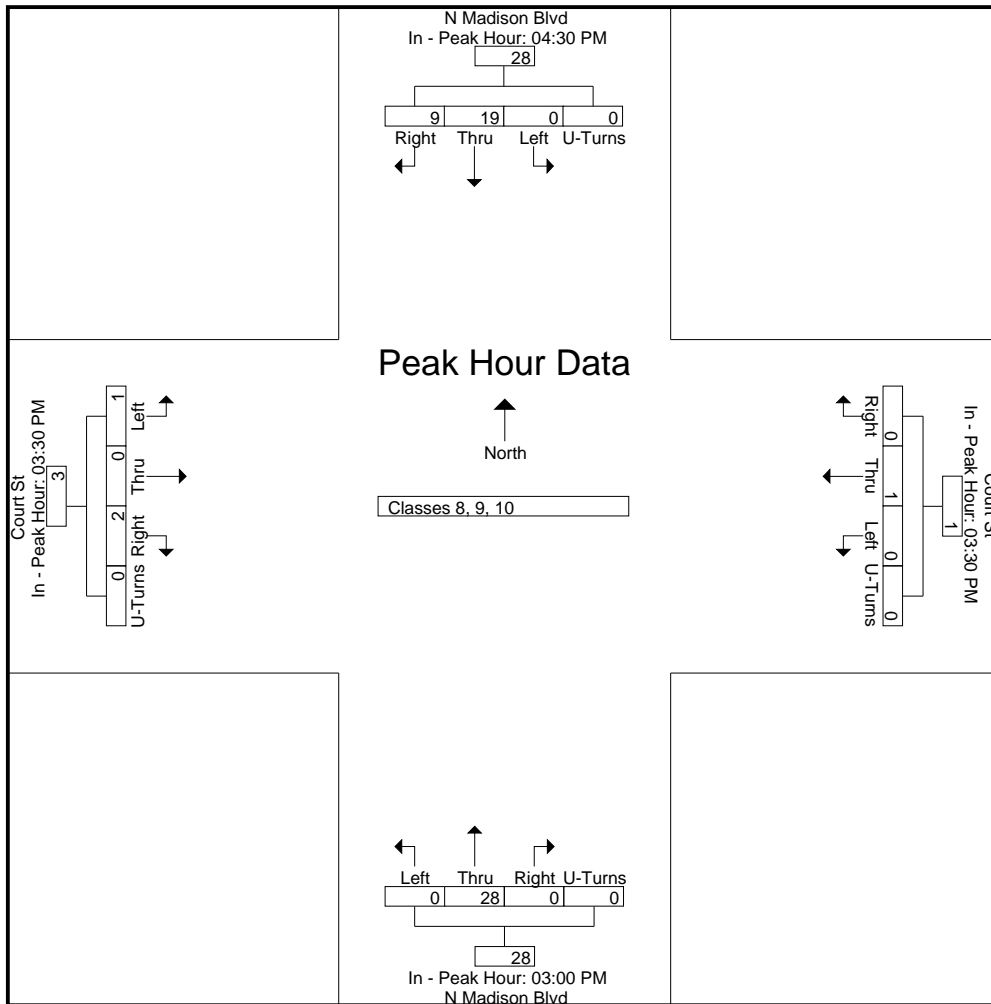
920 Blairhill Rd, STE B106
Charlotte, NC 28217

File Name : 14473013 - N Madison Blvd & Court St
Site Code : 14473013
Start Date : 8/30/2017
Page No : 8

Start Time	N Madison Blvd Southbound					Court St Westbound					N Madison Blvd Northbound					Court St Eastbound					Int. Total
	Right	Thru	Left	U-Turns	App. Total	Right	Thru	Left	U-Turns	App. Total	Right	Thru	Left	U-Turns	App. Total	Right	Thru	Left	U-Turns	App. Total	

Peak Hour Analysis From 03:00 PM to 06:45 PM - Peak 1 of 1
Peak Hour for Each Approach Begins at:

	04:30 PM					03:30 PM					03:00 PM					03:30 PM									
+0 mins.	1	4	0	0	5	0	0	0	0	0	0	5	0	0	5	0	0	0	0	0	0	0	0	0	0
+15 mins.	1	5	0	0	6	0	0	0	0	0	0	8	0	0	8	0	0	0	0	0	0	0	0	0	0
+30 mins.	3	6	0	0	9	0	0	0	0	0	0	9	0	0	9	1	0	1	0	2	1	0	1	0	2
+45 mins.	4	4	0	0	8	0	1	0	0	1	0	6	0	0	6	1	0	0	0	1	1	0	0	0	1
Total Volume	9	19	0	0	28	0	1	0	0	1	0	28	0	0	28	2	0	1	0	3	2	0	1	0	3
% App. Total	32.1	67.9	0	0		0	100	0	0		0	100	0	0		66.7	0	33.3	0		66.7	0	33.3	0	
PHF	.563	.792	.000	.000	.778	.000	.250	.000	.000	.250	.000	.778	.000	.000	.778	.500	.000	.250	.000	.375	.500	.000	.250	.000	.375



Quality Counts, LLC

920 Blairhill Rd, STE B106
Charlotte, NC 28217

File Name : 14473013 - N Madison Blvd & Court St

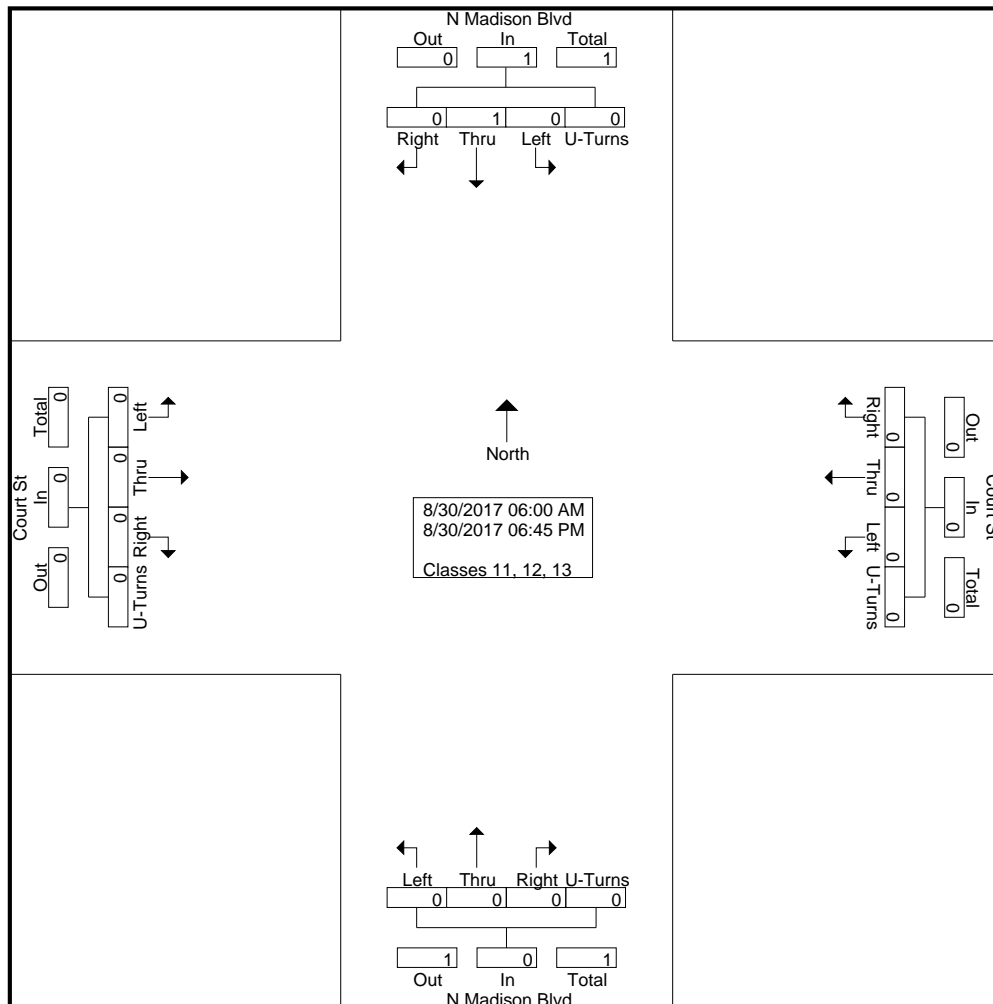
Site Code : 14473013

Start Date : 8/30/2017

Page No : 2

Groups Printed- Classes 11, 12, 13

Start Time	N Madison Blvd Southbound					Court St Westbound					N Madison Blvd Northbound					Court St Eastbound					Int. Total					
	Right	Thru	Left	U-Turns	App. Total	Right	Thru	Left	U-Turns	App. Total	Right	Thru	Left	U-Turns	App. Total	Right	Thru	Left	U-Turns	App. Total						
04:00 PM	0	0	0	0	0	0	0	0	0	0	0	0	0	0	0	0	0	0	0	0	0	0	0	0	0	0
04:15 PM	0	0	0	0	0	0	0	0	0	0	0	0	0	0	0	0	0	0	0	0	0	0	0	0	0	0
04:30 PM	0	0	0	0	0	0	0	0	0	0	0	0	0	0	0	0	0	0	0	0	0	0	0	0	0	0
04:45 PM	0	0	0	0	0	0	0	0	0	0	0	0	0	0	0	0	0	0	0	0	0	0	0	0	0	0
Total	0	0	0	0	0	0	0	0	0	0	0	0	0	0	0	0	0	0	0	0	0	0	0	0	0	0
05:00 PM	0	0	0	0	0	0	0	0	0	0	0	0	0	0	0	0	0	0	0	0	0	0	0	0	0	0
05:15 PM	0	0	0	0	0	0	0	0	0	0	0	0	0	0	0	0	0	0	0	0	0	0	0	0	0	0
05:30 PM	0	0	0	0	0	0	0	0	0	0	0	0	0	0	0	0	0	0	0	0	0	0	0	0	0	0
05:45 PM	0	0	0	0	0	0	0	0	0	0	0	0	0	0	0	0	0	0	0	0	0	0	0	0	0	0
Total	0	0	0	0	0	0	0	0	0	0	0	0	0	0	0	0	0	0	0	0	0	0	0	0	0	0
06:00 PM	0	0	0	0	0	0	0	0	0	0	0	0	0	0	0	0	0	0	0	0	0	0	0	0	0	0
06:15 PM	0	0	0	0	0	0	0	0	0	0	0	0	0	0	0	0	0	0	0	0	0	0	0	0	0	0
06:30 PM	0	0	0	0	0	0	0	0	0	0	0	0	0	0	0	0	0	0	0	0	0	0	0	0	0	0
06:45 PM	0	0	0	0	0	0	0	0	0	0	0	0	0	0	0	0	0	0	0	0	0	0	0	0	0	0
Total	0	0	0	0	0	0	0	0	0	0	0	0	0	0	0	0	0	0	0	0	0	0	0	0	0	0
Grand Total	0	1	0	0	1	0	0	0	0	0	0	0	0	0	0	0	0	0	0	0	0	0	0	0	0	1
Apprch %	0	100	0	0		0	0	0	0		0	0	0	0		0	0	0	0		0	0	0	0		
Total %	0	100	0	0	100	0	0	0	0		0	0	0	0		0	0	0	0		0	0	0	0		

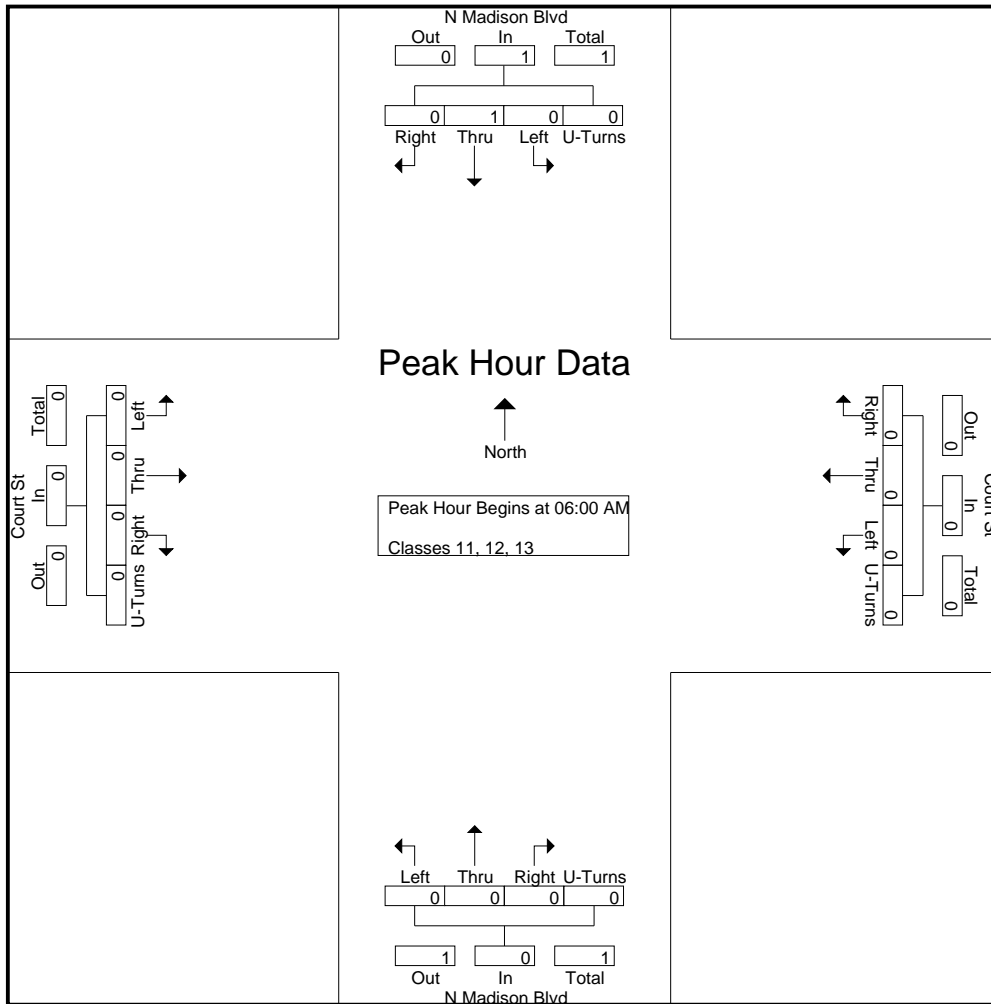


Quality Counts, LLC

920 Blairhill Rd, STE B106
Charlotte, NC 28217

File Name : 14473013 - N Madison Blvd & Court St
Site Code : 14473013
Start Date : 8/30/2017
Page No : 3

Start Time	N Madison Blvd Southbound					Court St Westbound					N Madison Blvd Northbound					Court St Eastbound					Int. Total	
	Right	Thru	Left	U-Turns	App. Total	Right	Thru	Left	U-Turns	App. Total	Right	Thru	Left	U-Turns	App. Total	Right	Thru	Left	U-Turns	App. Total		
Peak Hour Analysis From 06:00 AM to 09:45 AM - Peak 1 of 1																						
Peak Hour for Entire Intersection Begins at 06:00 AM																						
06:00 AM	0	0	0	0	0	0	0	0	0	0	0	0	0	0	0	0	0	0	0	0	0	0
06:15 AM	0	1	0	0	1	0	0	0	0	0	0	0	0	0	0	0	0	0	0	0	0	0
06:30 AM	0	0	0	0	0	0	0	0	0	0	0	0	0	0	0	0	0	0	0	0	0	0
06:45 AM	0	0	0	0	0	0	0	0	0	0	0	0	0	0	0	0	0	0	0	0	0	0
Total Volume	0	1	0	0	1	0	0	0	0	0	0	0	0	0	0	0	0	0	0	0	0	0
% App. Total	0	100	0	0		0	0	0	0		0	0	0	0		0	0	0	0		0	
PHF	.000	.250	.000	.000	.250	.000	.000	.000	.000	.000	.000	.000	.000	.000	.000	.000	.000	.000	.000	.000	.000	.250



Quality Counts, LLC

920 Blairhill Rd, STE B106
Charlotte, NC 28217

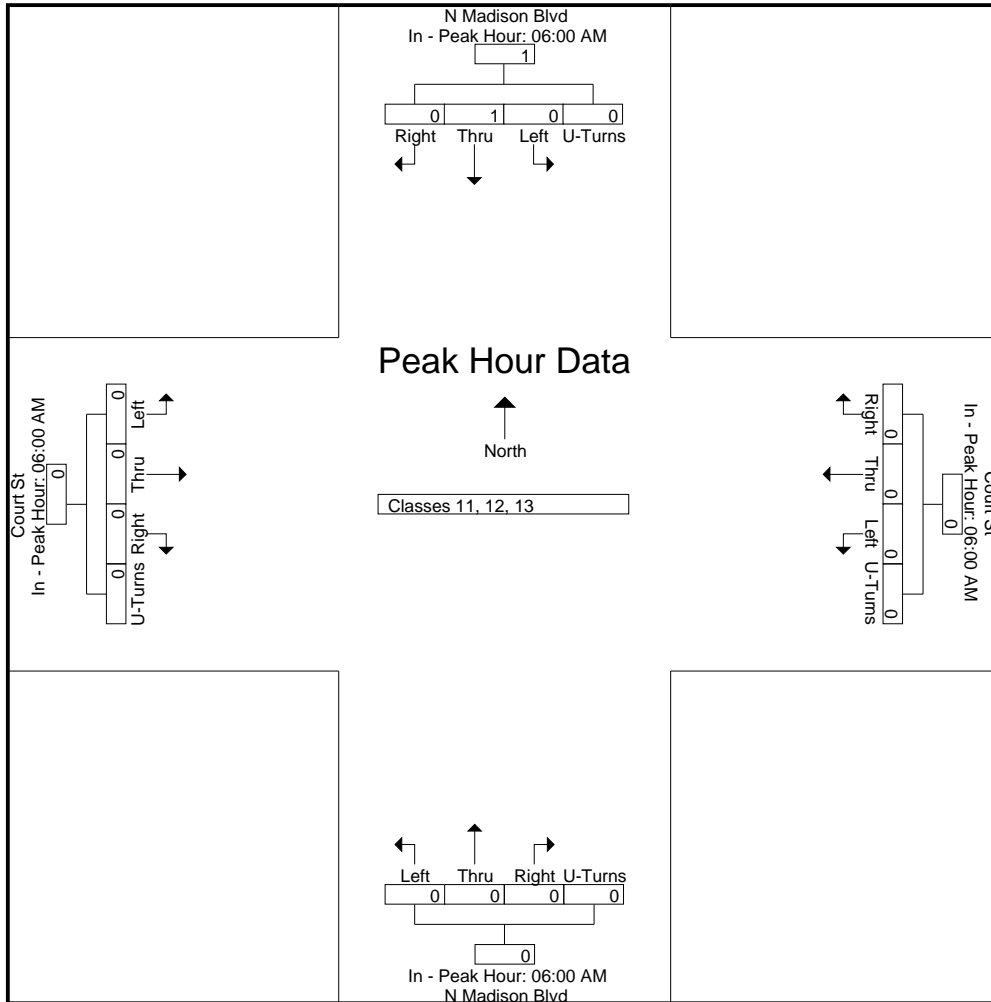
File Name : 14473013 - N Madison Blvd & Court St
Site Code : 14473013
Start Date : 8/30/2017
Page No : 4

Start Time	N Madison Blvd Southbound					Court St Westbound					N Madison Blvd Northbound					Court St Eastbound					Int. Total
	Right	Thru	Left	U-Turns	App. Total	Right	Thru	Left	U-Turns	App. Total	Right	Thru	Left	U-Turns	App. Total	Right	Thru	Left	U-Turns	App. Total	

Peak Hour Analysis From 06:00 AM to 09:45 AM - Peak 1 of 1

Peak Hour for Each Approach Begins at:

	06:00 AM					06:00 AM					06:00 AM					06:00 AM				
+0 mins.	0	0	0	0	0	0	0	0	0	0	0	0	0	0	0	0	0	0	0	0
+15 mins.	0	1	0	0	1	0	0	0	0	0	0	0	0	0	0	0	0	0	0	0
+30 mins.	0	0	0	0	0	0	0	0	0	0	0	0	0	0	0	0	0	0	0	0
+45 mins.	0	0	0	0	0	0	0	0	0	0	0	0	0	0	0	0	0	0	0	0
Total Volume	0	1	0	0	1	0	0	0	0	0	0	0	0	0	0	0	0	0	0	0
% App. Total	0	100	0	0		0	0	0	0		0	0	0	0		0	0	0	0	
PHF	.000	.250	.000	.000	.250	.000	.000	.000	.000	.000	.000	.000	.000	.000	.000	.000	.000	.000	.000	.000



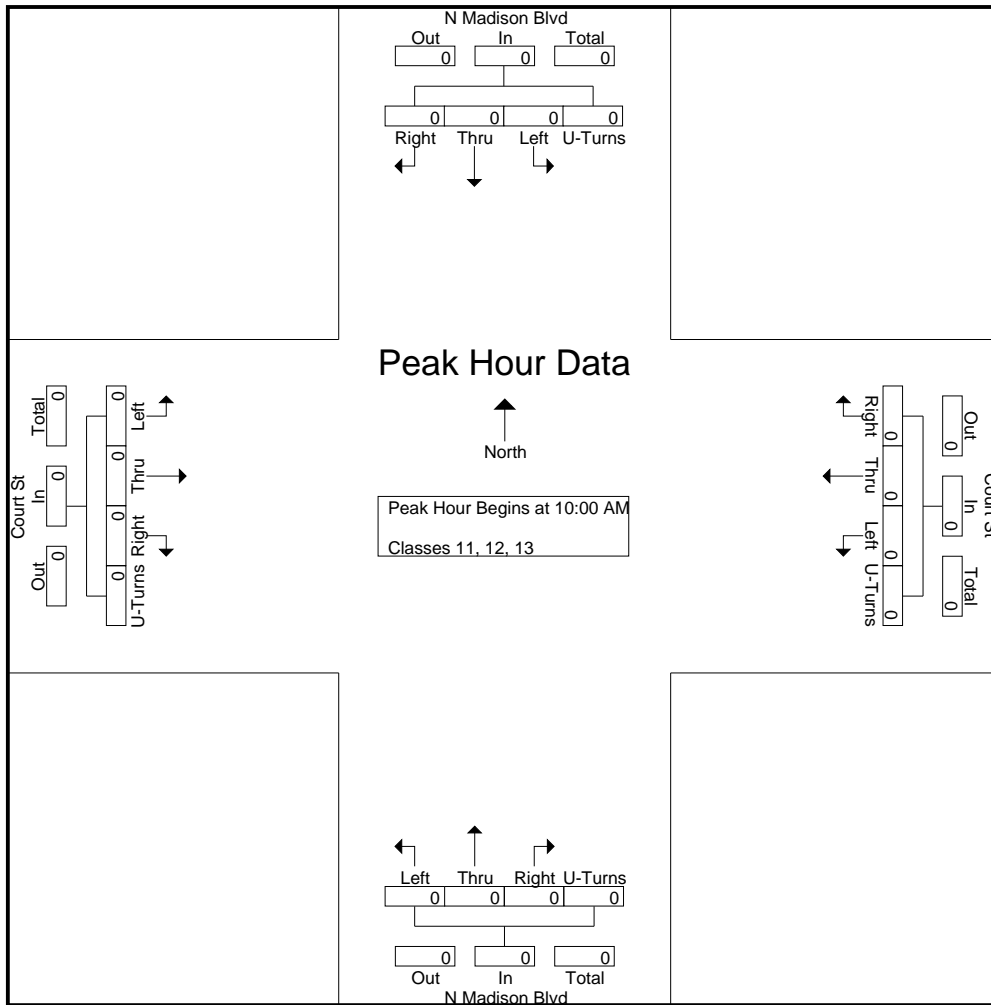
Quality Counts, LLC

920 Blairhill Rd, STE B106
Charlotte, NC 28217

File Name : 14473013 - N Madison Blvd & Court St
Site Code : 14473013
Start Date : 8/30/2017
Page No : 5

Start Time	N Madison Blvd Southbound					Court St Westbound					N Madison Blvd Northbound					Court St Eastbound					Int. Total					
	Right	Thru	Left	U-Turns	App. Total	Right	Thru	Left	U-Turns	App. Total	Right	Thru	Left	U-Turns	App. Total	Right	Thru	Left	U-Turns	App. Total						
10:00 AM	0	0	0	0	0	0	0	0	0	0	0	0	0	0	0	0	0	0	0	0	0	0	0	0	0	0
10:15 AM	0	0	0	0	0	0	0	0	0	0	0	0	0	0	0	0	0	0	0	0	0	0	0	0	0	0
10:30 AM	0	0	0	0	0	0	0	0	0	0	0	0	0	0	0	0	0	0	0	0	0	0	0	0	0	0
10:45 AM	0	0	0	0	0	0	0	0	0	0	0	0	0	0	0	0	0	0	0	0	0	0	0	0	0	0
Total Volume	0	0	0	0	0	0	0	0	0	0	0	0	0	0	0	0	0	0	0	0	0	0	0	0	0	0
% App. Total	0	0	0	0	0	0	0	0	0	0	0	0	0	0	0	0	0	0	0	0	0	0	0	0	0	0
PHF	.000	.000	.000	.000	.000	.000	.000	.000	.000	.000	.000	.000	.000	.000	.000	.000	.000	.000	.000	.000	.000	.000	.000	.000	.000	.000

Peak Hour Analysis From 10:00 AM to 02:45 PM - Peak 1 of 1
Peak Hour for Entire Intersection Begins at 10:00 AM



Quality Counts, LLC

920 Blairhill Rd, STE B106
Charlotte, NC 28217

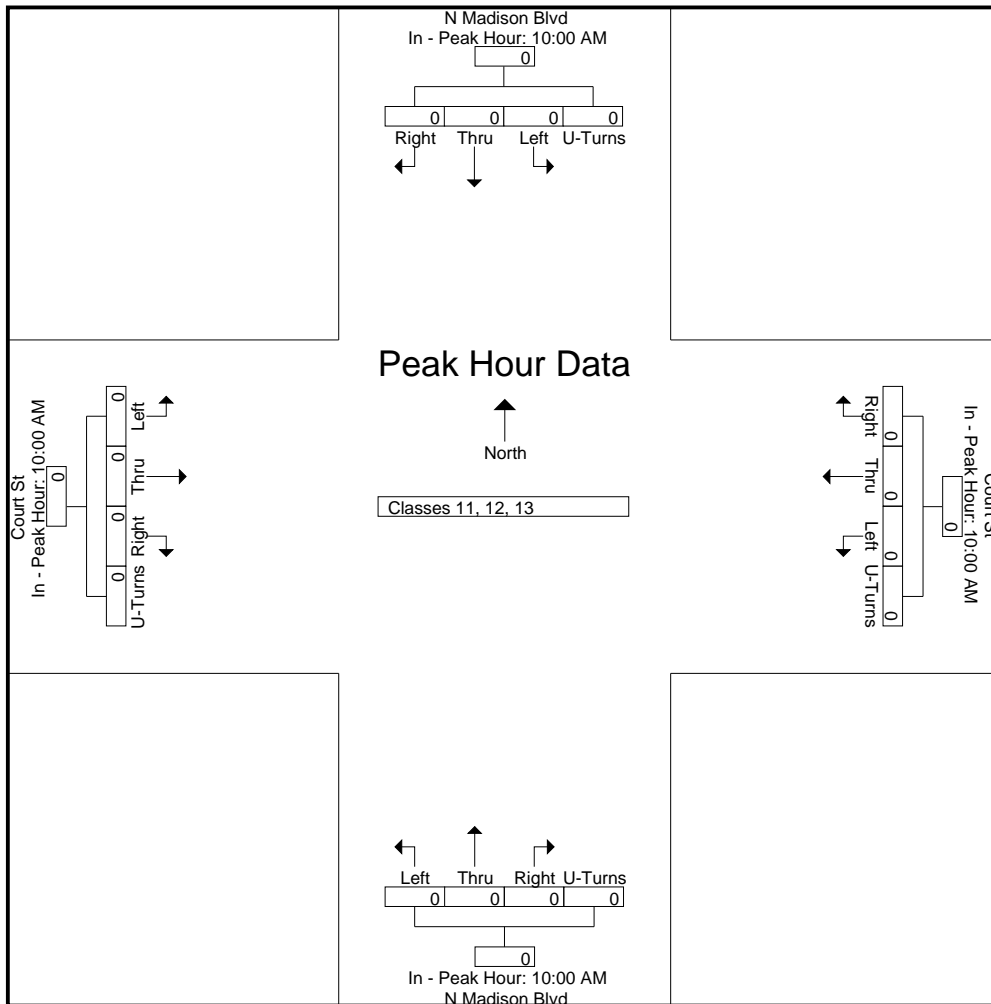
File Name : 14473013 - N Madison Blvd & Court St
Site Code : 14473013
Start Date : 8/30/2017
Page No : 6

Start Time	N Madison Blvd Southbound					Court St Westbound					N Madison Blvd Northbound					Court St Eastbound					Int. Total
	Right	Thru	Left	U-Turns	App. Total	Right	Thru	Left	U-Turns	App. Total	Right	Thru	Left	U-Turns	App. Total	Right	Thru	Left	U-Turns	App. Total	

Peak Hour Analysis From 10:00 AM to 02:45 PM - Peak 1 of 1

Peak Hour for Each Approach Begins at:

	10:00 AM					10:00 AM					10:00 AM					10:00 AM									
+0 mins.	0	0	0	0	0	0	0	0	0	0	0	0	0	0	0	0	0	0	0	0	0	0	0	0	0
+15 mins.	0	0	0	0	0	0	0	0	0	0	0	0	0	0	0	0	0	0	0	0	0	0	0	0	0
+30 mins.	0	0	0	0	0	0	0	0	0	0	0	0	0	0	0	0	0	0	0	0	0	0	0	0	0
+45 mins.	0	0	0	0	0	0	0	0	0	0	0	0	0	0	0	0	0	0	0	0	0	0	0	0	0
Total Volume	0	0	0	0	0	0	0	0	0	0	0	0	0	0	0	0	0	0	0	0	0	0	0	0	0
% App. Total	0	0	0	0	0	0	0	0	0	0	0	0	0	0	0	0	0	0	0	0	0	0	0	0	0
PHF	.000	.000	.000	.000	.000	.000	.000	.000	.000	.000	.000	.000	.000	.000	.000	.000	.000	.000	.000	.000	.000	.000	.000	.000	.000



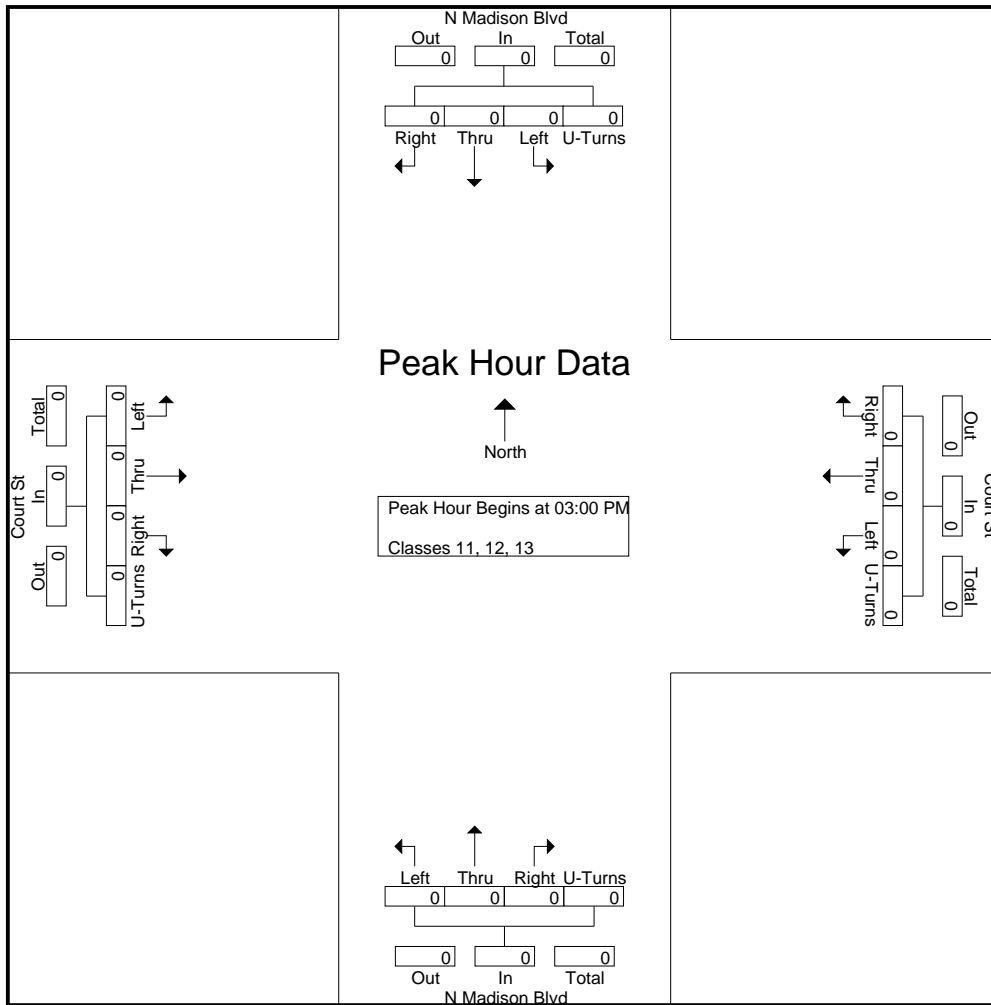
Quality Counts, LLC

920 Blairhill Rd, STE B106
Charlotte, NC 28217

File Name : 14473013 - N Madison Blvd & Court St
Site Code : 14473013
Start Date : 8/30/2017
Page No : 7

Start Time	N Madison Blvd Southbound					Court St Westbound					N Madison Blvd Northbound					Court St Eastbound					Int. Total				
	Right	Thru	Left	U-Turns	App. Total	Right	Thru	Left	U-Turns	App. Total	Right	Thru	Left	U-Turns	App. Total	Right	Thru	Left	U-Turns	App. Total					
03:00 PM	0	0	0	0	0	0	0	0	0	0	0	0	0	0	0	0	0	0	0	0	0	0	0	0	0
03:15 PM	0	0	0	0	0	0	0	0	0	0	0	0	0	0	0	0	0	0	0	0	0	0	0	0	0
03:30 PM	0	0	0	0	0	0	0	0	0	0	0	0	0	0	0	0	0	0	0	0	0	0	0	0	0
03:45 PM	0	0	0	0	0	0	0	0	0	0	0	0	0	0	0	0	0	0	0	0	0	0	0	0	0
Total Volume	0	0	0	0	0	0	0	0	0	0	0	0	0	0	0	0	0	0	0	0	0	0	0	0	0
% App. Total	0	0	0	0	0	0	0	0	0	0	0	0	0	0	0	0	0	0	0	0	0	0	0	0	0
PHF	.000	.000	.000	.000	.000	.000	.000	.000	.000	.000	.000	.000	.000	.000	.000	.000	.000	.000	.000	.000	.000	.000	.000	.000	.000

Peak Hour Analysis From 03:00 PM to 06:45 PM - Peak 1 of 1
Peak Hour for Entire Intersection Begins at 03:00 PM



Quality Counts, LLC

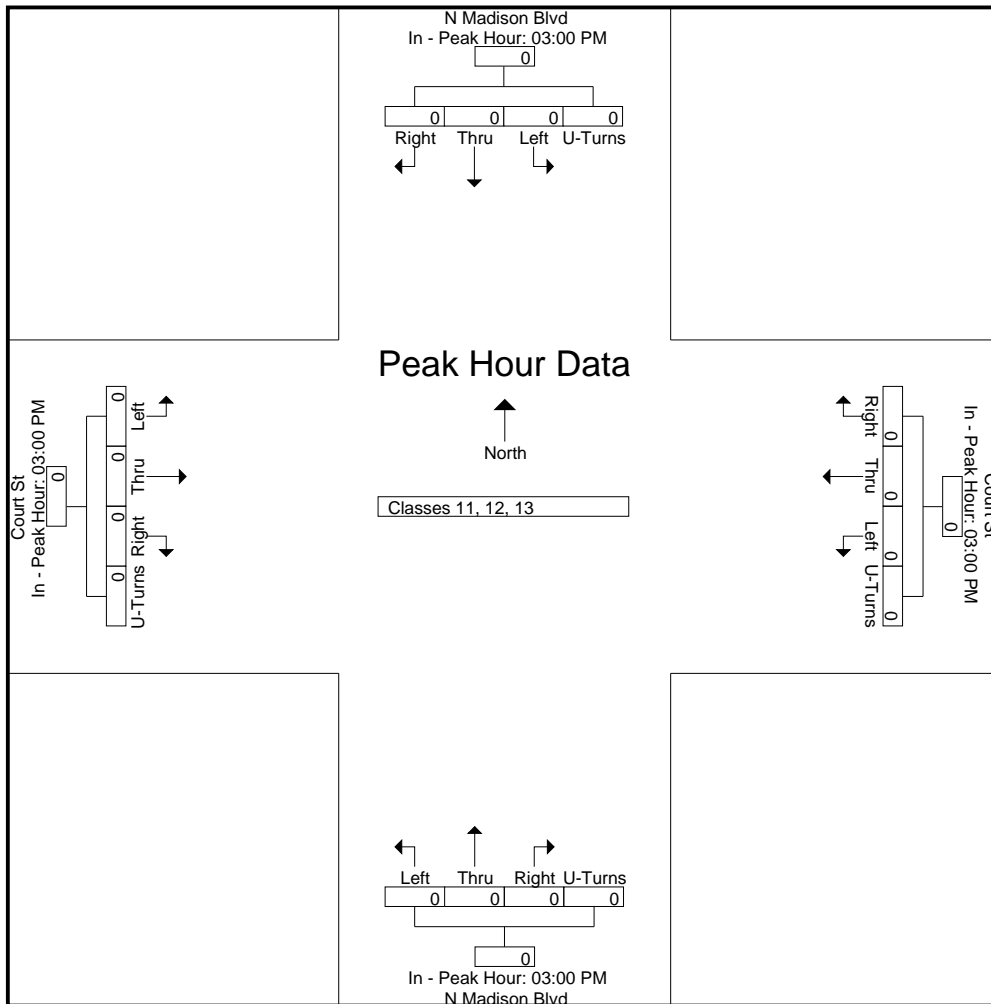
920 Blairhill Rd, STE B106
Charlotte, NC 28217

File Name : 14473013 - N Madison Blvd & Court St
Site Code : 14473013
Start Date : 8/30/2017
Page No : 8

Start Time	N Madison Blvd Southbound					Court St Westbound					N Madison Blvd Northbound					Court St Eastbound					Int. Total
	Right	Thru	Left	U-Turns	App. Total	Right	Thru	Left	U-Turns	App. Total	Right	Thru	Left	U-Turns	App. Total	Right	Thru	Left	U-Turns	App. Total	

Peak Hour Analysis From 03:00 PM to 06:45 PM - Peak 1 of 1
Peak Hour for Each Approach Begins at:

	03:00 PM					03:00 PM					03:00 PM					03:00 PM									
+0 mins.	0	0	0	0	0	0	0	0	0	0	0	0	0	0	0	0	0	0	0	0	0	0	0	0	0
+15 mins.	0	0	0	0	0	0	0	0	0	0	0	0	0	0	0	0	0	0	0	0	0	0	0	0	0
+30 mins.	0	0	0	0	0	0	0	0	0	0	0	0	0	0	0	0	0	0	0	0	0	0	0	0	0
+45 mins.	0	0	0	0	0	0	0	0	0	0	0	0	0	0	0	0	0	0	0	0	0	0	0	0	0
Total Volume	0	0	0	0	0	0	0	0	0	0	0	0	0	0	0	0	0	0	0	0	0	0	0	0	0
% App. Total	0	0	0	0	0	0	0	0	0	0	0	0	0	0	0	0	0	0	0	0	0	0	0	0	0
PHF	.000	.000	.000	.000	.000	.000	.000	.000	.000	.000	.000	.000	.000	.000	.000	.000	.000	.000	.000	.000	.000	.000	.000	.000	.000



Quality Counts, LLC

920 Blairhill Rd, STE B106
Charlotte, NC 28217

File Name : 14473013 - N Madison Blvd & Court St

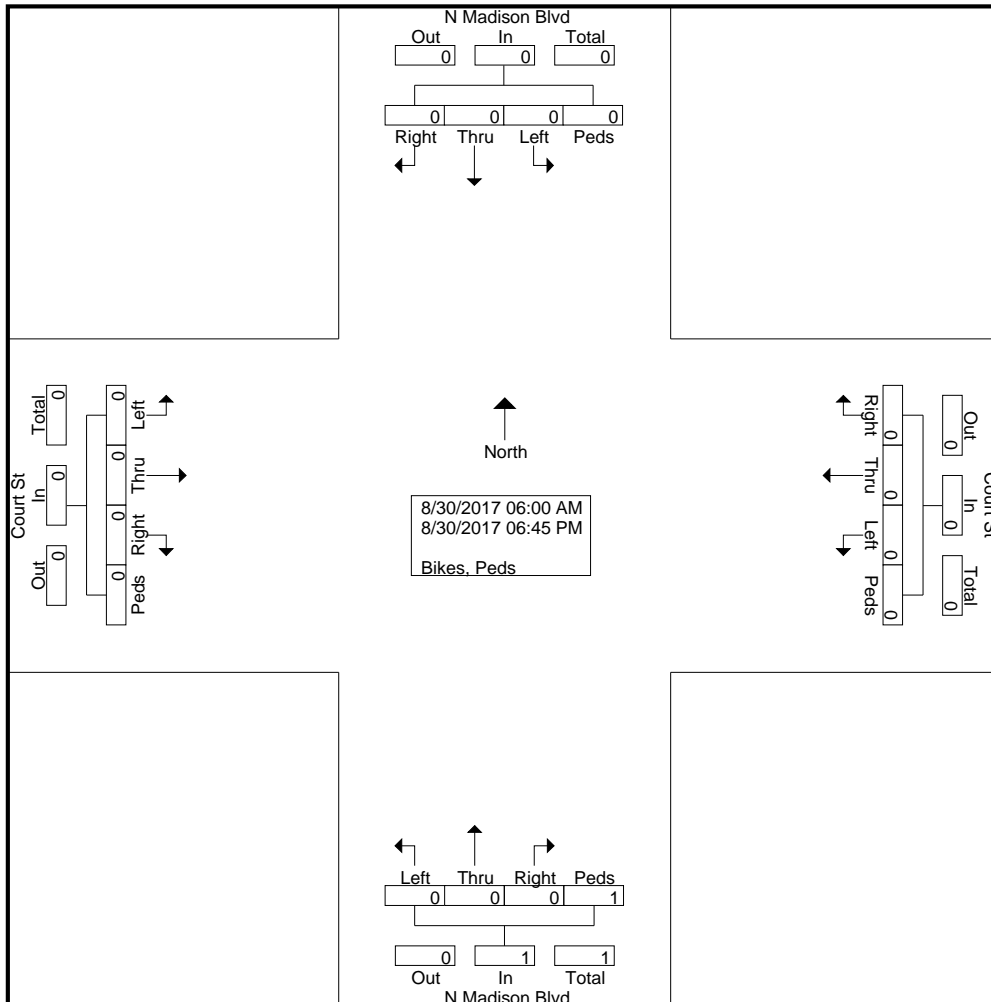
Site Code : 14473013

Start Date : 8/30/2017

Page No : 2

Groups Printed- Bikes, Peds

Start Time	N Madison Blvd Southbound					Court St Westbound					N Madison Blvd Northbound					Court St Eastbound					Int. Total	
	Right	Thru	Left	Peds	App. Total	Right	Thru	Left	Peds	App. Total	Right	Thru	Left	Peds	App. Total	Right	Thru	Left	Peds	App. Total		
04:00 PM	0	0	0	0	0	0	0	0	0	0	0	0	0	0	0	0	0	0	0	0	0	0
04:15 PM	0	0	0	0	0	0	0	0	0	0	0	0	0	0	0	0	0	0	0	0	0	0
04:30 PM	0	0	0	0	0	0	0	0	0	0	0	0	0	0	0	0	0	0	0	0	0	0
04:45 PM	0	0	0	0	0	0	0	0	0	0	0	0	0	0	0	0	0	0	0	0	0	0
Total	0	0	0	0	0	0	0	0	0	0	0	0	0	0	0	0	0	0	0	0	0	0
05:00 PM	0	0	0	0	0	0	0	0	0	0	0	0	0	0	0	0	0	0	0	0	0	0
05:15 PM	0	0	0	0	0	0	0	0	0	0	0	0	0	0	0	0	0	0	0	0	0	0
05:30 PM	0	0	0	0	0	0	0	0	0	0	0	0	0	0	0	0	0	0	0	0	0	0
05:45 PM	0	0	0	0	0	0	0	0	0	0	0	0	0	0	0	0	0	0	0	0	0	0
Total	0	0	0	0	0	0	0	0	0	0	0	0	0	0	0	0	0	0	0	0	0	0
06:00 PM	0	0	0	0	0	0	0	0	0	0	0	0	0	0	0	0	0	0	0	0	0	0
06:15 PM	0	0	0	0	0	0	0	0	0	0	0	0	0	0	0	0	0	0	0	0	0	0
06:30 PM	0	0	0	0	0	0	0	0	0	0	0	0	0	0	0	0	0	0	0	0	0	0
06:45 PM	0	0	0	0	0	0	0	0	0	0	0	0	0	0	0	0	0	0	0	0	0	0
Total	0	0	0	0	0	0	0	0	0	0	0	0	0	0	0	0	0	0	0	0	0	0
Grand Total	0	0	0	0	0	0	0	0	0	0	0	0	0	1	1	0	0	0	0	0	0	1
Apprch %	0	0	0	0		0	0	0	0		0	0	0	100		0	0	0	0		0	
Total %	0	0	0	0		0	0	0	0		0	0	0	100	100	0	0	0	0		0	

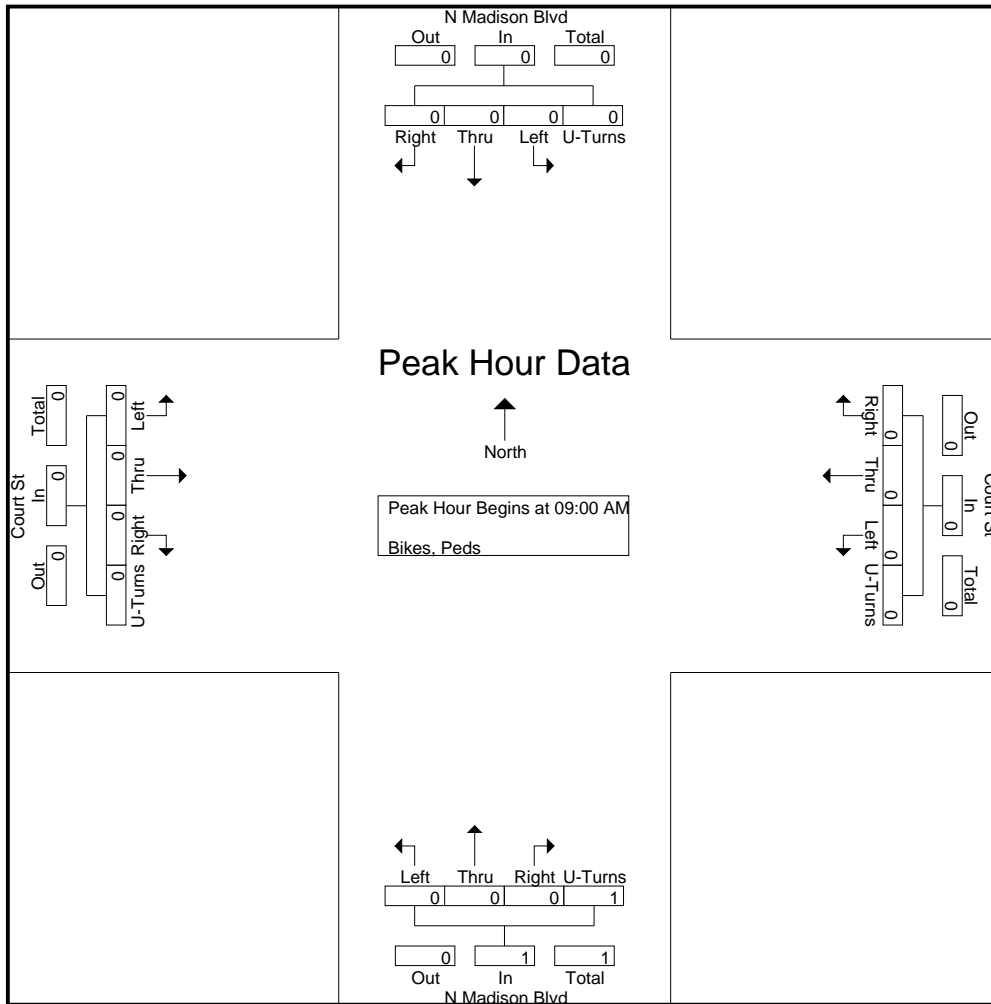


Quality Counts, LLC

920 Blairhill Rd, STE B106
Charlotte, NC 28217

File Name : 14473013 - N Madison Blvd & Court St
Site Code : 14473013
Start Date : 8/30/2017
Page No : 3

Start Time	N Madison Blvd Southbound					Court St Westbound					N Madison Blvd Northbound					Court St Eastbound					Int. Total	
	Right	Thru	Left	Peds	App. Total	Right	Thru	Left	Peds	App. Total	Right	Thru	Left	Peds	App. Total	Right	Thru	Left	Peds	App. Total		
Peak Hour Analysis From 06:00 AM to 09:45 AM - Peak 1 of 1																						
Peak Hour for Entire Intersection Begins at 09:00 AM																						
09:00 AM	0	0	0	0	0	0	0	0	0	0	0	0	0	0	0	0	0	0	0	0	0	0
09:15 AM	0	0	0	0	0	0	0	0	0	0	0	0	0	0	0	0	0	0	0	0	0	0
09:30 AM	0	0	0	0	0	0	0	0	0	0	0	0	0	0	0	0	0	0	0	0	0	0
09:45 AM	0	0	0	0	0	0	0	0	0	0	0	0	0	1	1	0	0	0	0	0	0	1
Total Volume	0	0	0	0	0	0	0	0	0	0	0	0	0	1	1	0	0	0	0	0	0	1
% App. Total	0	0	0	0	0	0	0	0	0	0	0	0	0	100	100	0	0	0	0	0	0	100
PHF	.000	.000	.000	.000	.000	.000	.000	.000	.000	.000	.000	.000	.000	.250	.250	.000	.000	.000	.000	.000	.000	.250



Quality Counts, LLC

920 Blairhill Rd, STE B106
Charlotte, NC 28217

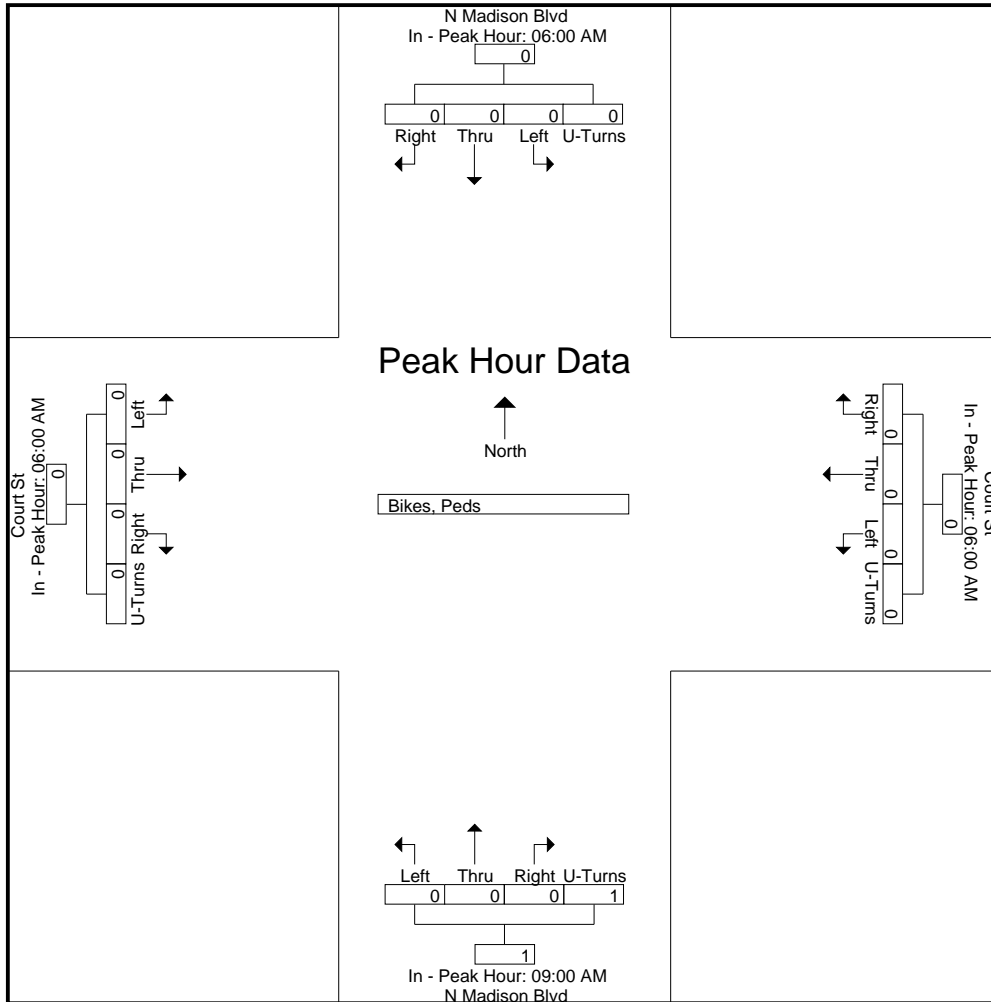
File Name : 14473013 - N Madison Blvd & Court St
Site Code : 14473013
Start Date : 8/30/2017
Page No : 4

Start Time	N Madison Blvd Southbound					Court St Westbound					N Madison Blvd Northbound					Court St Eastbound					Int. Total
	Right	Thru	Left	Peds	App. Total	Right	Thru	Left	Peds	App. Total	Right	Thru	Left	Peds	App. Total	Right	Thru	Left	Peds	App. Total	

Peak Hour Analysis From 06:00 AM to 09:45 AM - Peak 1 of 1

Peak Hour for Each Approach Begins at:

	06:00 AM					06:00 AM					09:00 AM					06:00 AM				
+0 mins.	0	0	0	0	0	0	0	0	0	0	0	0	0	0	0	0	0	0	0	0
+15 mins.	0	0	0	0	0	0	0	0	0	0	0	0	0	0	0	0	0	0	0	0
+30 mins.	0	0	0	0	0	0	0	0	0	0	0	0	0	0	0	0	0	0	0	0
+45 mins.	0	0	0	0	0	0	0	0	0	0	0	0	0	1	1	0	0	0	0	0
Total Volume	0	0	0	0	0	0	0	0	0	0	0	0	0	1	1	0	0	0	0	0
% App. Total	0	0	0	0	0	0	0	0	0	0	0	0	0	100	100	0	0	0	0	0
PHF	.000	.000	.000	.000	.000	.000	.000	.000	.000	.000	.000	.000	.000	.250	.250	.000	.000	.000	.000	.000



Quality Counts, LLC

920 Blairhill Rd, STE B106
Charlotte, NC 28217

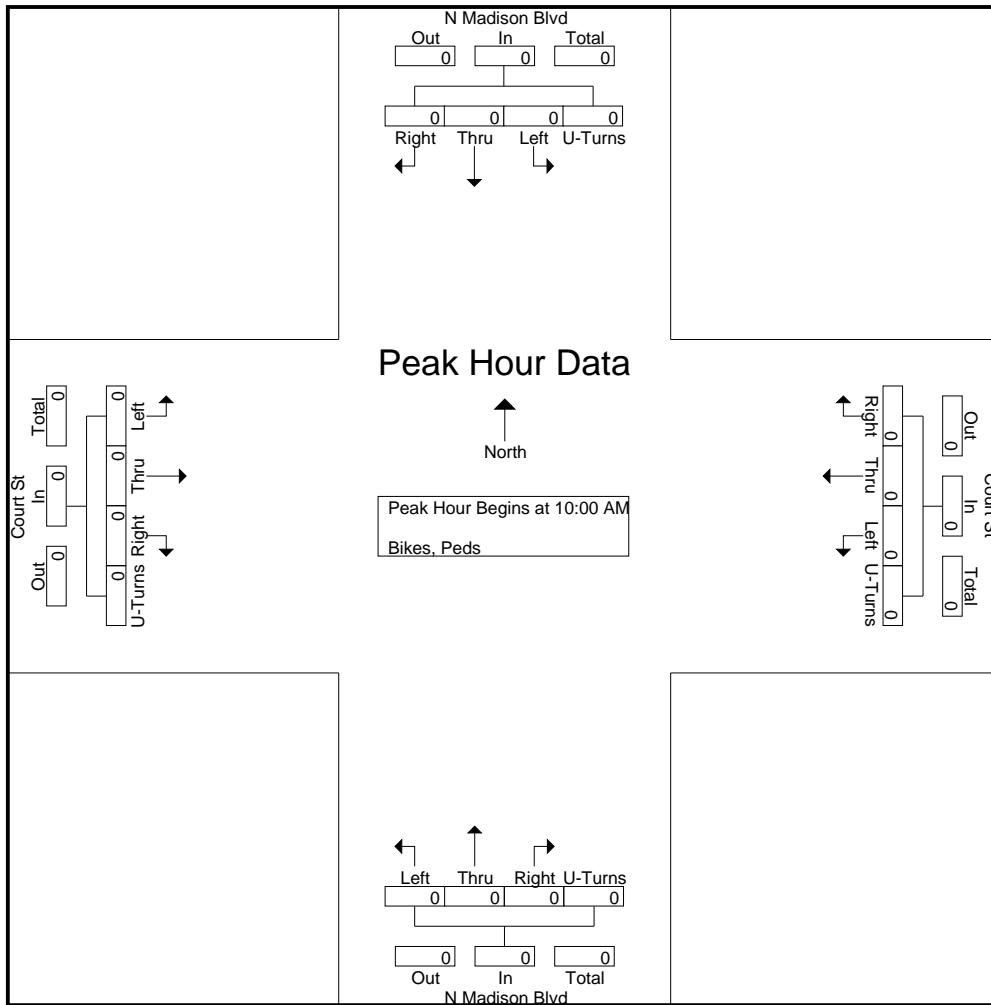
File Name : 14473013 - N Madison Blvd & Court St

Site Code : 14473013

Start Date : 8/30/2017

Page No : 5

Start Time	N Madison Blvd Southbound					Court St Westbound					N Madison Blvd Northbound					Court St Eastbound					Int. Total	
	Rig ht	Thr u	Left	Ped s	App. Total	Rig ht	Thr u	Left	Ped s	App. Total	Right	Thr u	Left	Peds	App. Total	Right	Thr u	Left	Peds	App. Total		
Peak Hour Analysis From 10:00 AM to 02:45 PM - Peak 1 of 1																						
Peak Hour for Entire Intersection Begins at 10:00 AM																						
10:00 AM	0	0	0	0	0	0	0	0	0	0	0	0	0	0	0	0	0	0	0	0	0	0
10:15 AM	0	0	0	0	0	0	0	0	0	0	0	0	0	0	0	0	0	0	0	0	0	0
10:30 AM	0	0	0	0	0	0	0	0	0	0	0	0	0	0	0	0	0	0	0	0	0	0
10:45 AM	0	0	0	0	0	0	0	0	0	0	0	0	0	0	0	0	0	0	0	0	0	0
Total Volume	0	0	0	0	0	0	0	0	0	0	0	0	0	0	0	0	0	0	0	0	0	0
% App. Total	0	0	0	0	0	0	0	0	0	0	0	0	0	0	0	0	0	0	0	0	0	0
PHF	.000	.000	.000	.000	.000	.000	.000	.000	.000	.000	.000	.000	.000	.000	.000	.000	.000	.000	.000	.000	.000	.000



Quality Counts, LLC

920 Blairhill Rd, STE B106
Charlotte, NC 28217

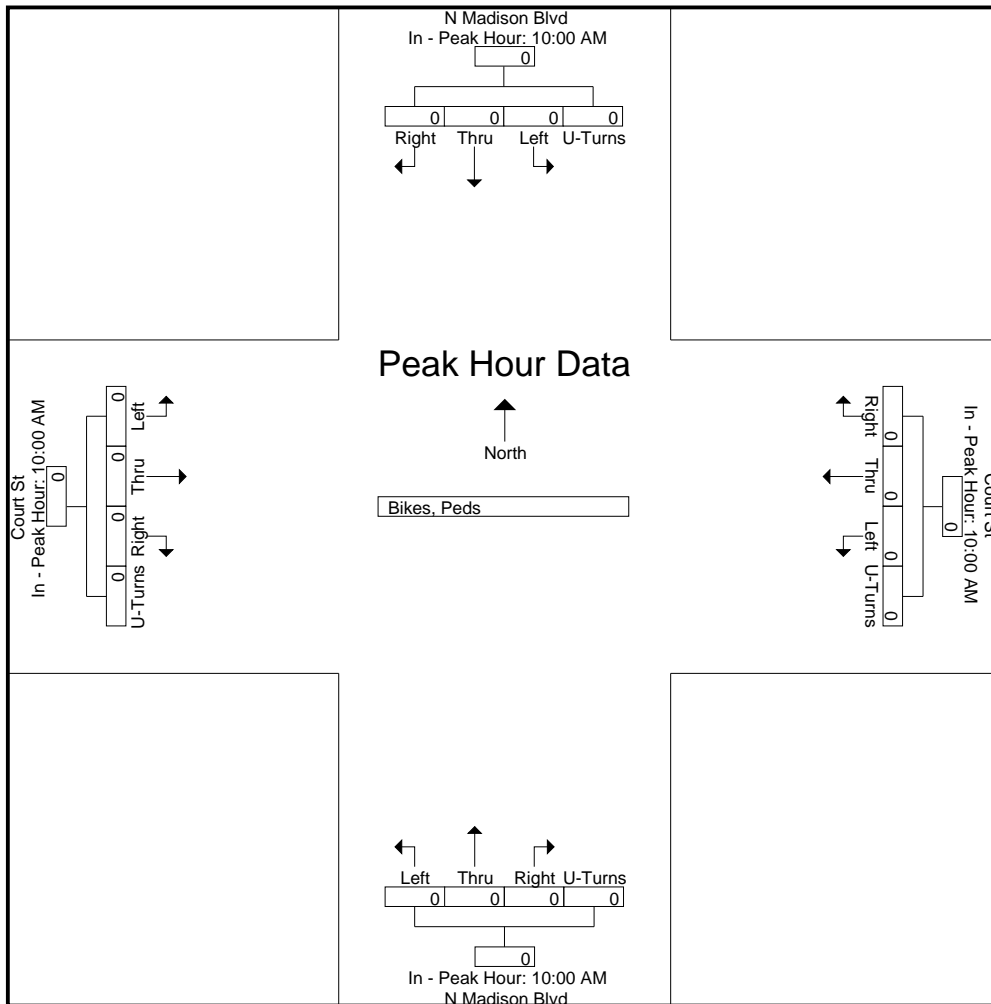
File Name : 14473013 - N Madison Blvd & Court St
Site Code : 14473013
Start Date : 8/30/2017
Page No : 6

Start Time	N Madison Blvd Southbound					Court St Westbound					N Madison Blvd Northbound					Court St Eastbound					Int. Total
	Rig ht	Thr u	Left	Ped s	App. Total	Rig ht	Thr u	Left	Ped s	App. Total	Right	Thr u	Left	Peds	App. Total	Right	Thr u	Left	Peds	App. Total	

Peak Hour Analysis From 10:00 AM to 02:45 PM - Peak 1 of 1

Peak Hour for Each Approach Begins at:

	10:00 AM					10:00 AM					10:00 AM					10:00 AM									
+0 mins.	0	0	0	0	0	0	0	0	0	0	0	0	0	0	0	0	0	0	0	0	0	0	0	0	0
+15 mins.	0	0	0	0	0	0	0	0	0	0	0	0	0	0	0	0	0	0	0	0	0	0	0	0	0
+30 mins.	0	0	0	0	0	0	0	0	0	0	0	0	0	0	0	0	0	0	0	0	0	0	0	0	0
+45 mins.	0	0	0	0	0	0	0	0	0	0	0	0	0	0	0	0	0	0	0	0	0	0	0	0	0
Total Volume	0	0	0	0	0	0	0	0	0	0	0	0	0	0	0	0	0	0	0	0	0	0	0	0	0
% App. Total	0	0	0	0	0	0	0	0	0	0	0	0	0	0	0	0	0	0	0	0	0	0	0	0	0
PHF	.000	.000	.000	.000	.000	.000	.000	.000	.000	.000	.000	.000	.000	.000	.000	.000	.000	.000	.000	.000	.000	.000	.000	.000	.000



Quality Counts, LLC

920 Blairhill Rd, STE B106
Charlotte, NC 28217

File Name : 14473013 - N Madison Blvd & Court St

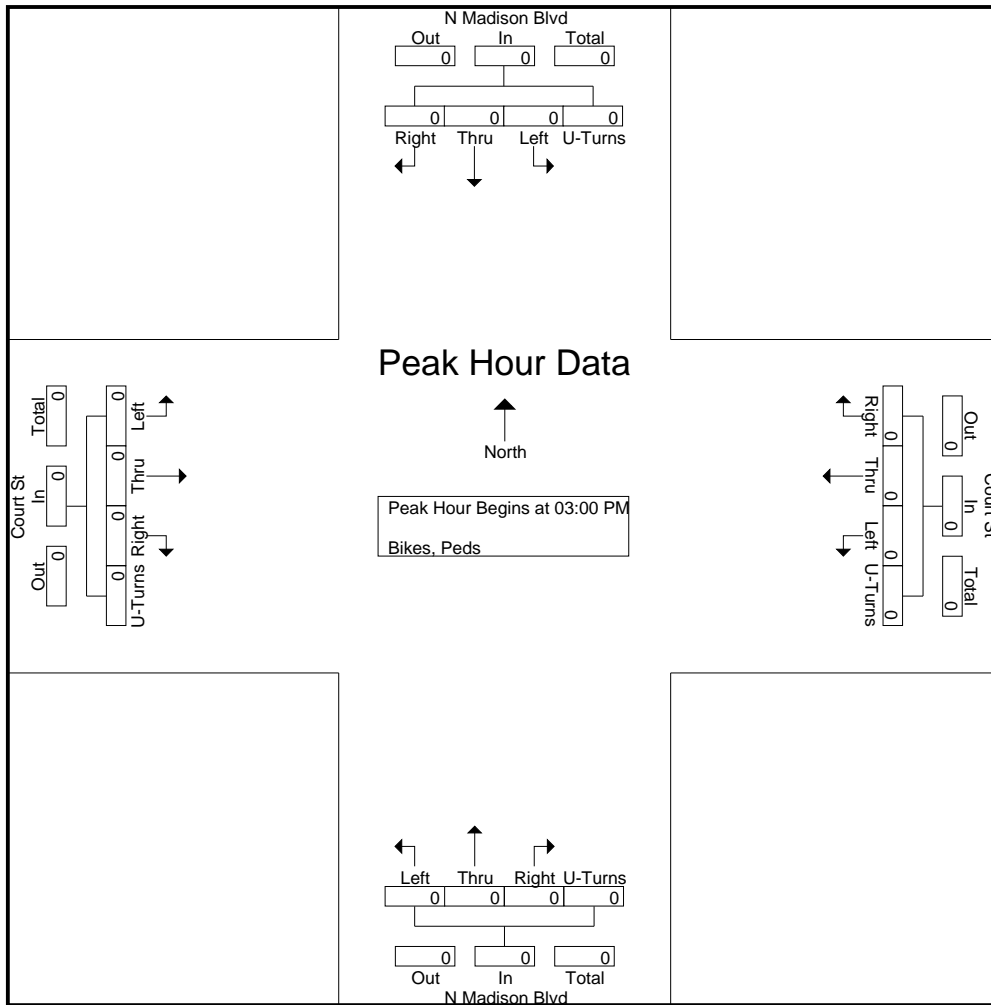
Site Code : 14473013

Start Date : 8/30/2017

Page No : 7

Start Time	N Madison Blvd Southbound					Court St Westbound					N Madison Blvd Northbound					Court St Eastbound					Int. Total					
	Rig ht	Thr u	Left	Ped s	App. Total	Rig ht	Thr u	Left	Ped s	App. Total	Right	Thr u	Left	Peds	App. Total	Right	Thr u	Left	Peds	App. Total						
03:00 PM	0	0	0	0	0	0	0	0	0	0	0	0	0	0	0	0	0	0	0	0	0	0	0	0	0	0
03:15 PM	0	0	0	0	0	0	0	0	0	0	0	0	0	0	0	0	0	0	0	0	0	0	0	0	0	0
03:30 PM	0	0	0	0	0	0	0	0	0	0	0	0	0	0	0	0	0	0	0	0	0	0	0	0	0	0
03:45 PM	0	0	0	0	0	0	0	0	0	0	0	0	0	0	0	0	0	0	0	0	0	0	0	0	0	0
Total Volume	0	0	0	0	0	0	0	0	0	0	0	0	0	0	0	0	0	0	0	0	0	0	0	0	0	0
% App. Total	0	0	0	0	0	0	0	0	0	0	0	0	0	0	0	0	0	0	0	0	0	0	0	0	0	0
PHF	.000	.000	.000	.000	.000	.000	.000	.000	.000	.000	.000	.000	.000	.000	.000	.000	.000	.000	.000	.000	.000	.000	.000	.000	.000	.000

Peak Hour Analysis From 03:00 PM to 06:45 PM - Peak 1 of 1
Peak Hour for Entire Intersection Begins at 03:00 PM



Quality Counts, LLC

920 Blairhill Rd, STE B106
Charlotte, NC 28217

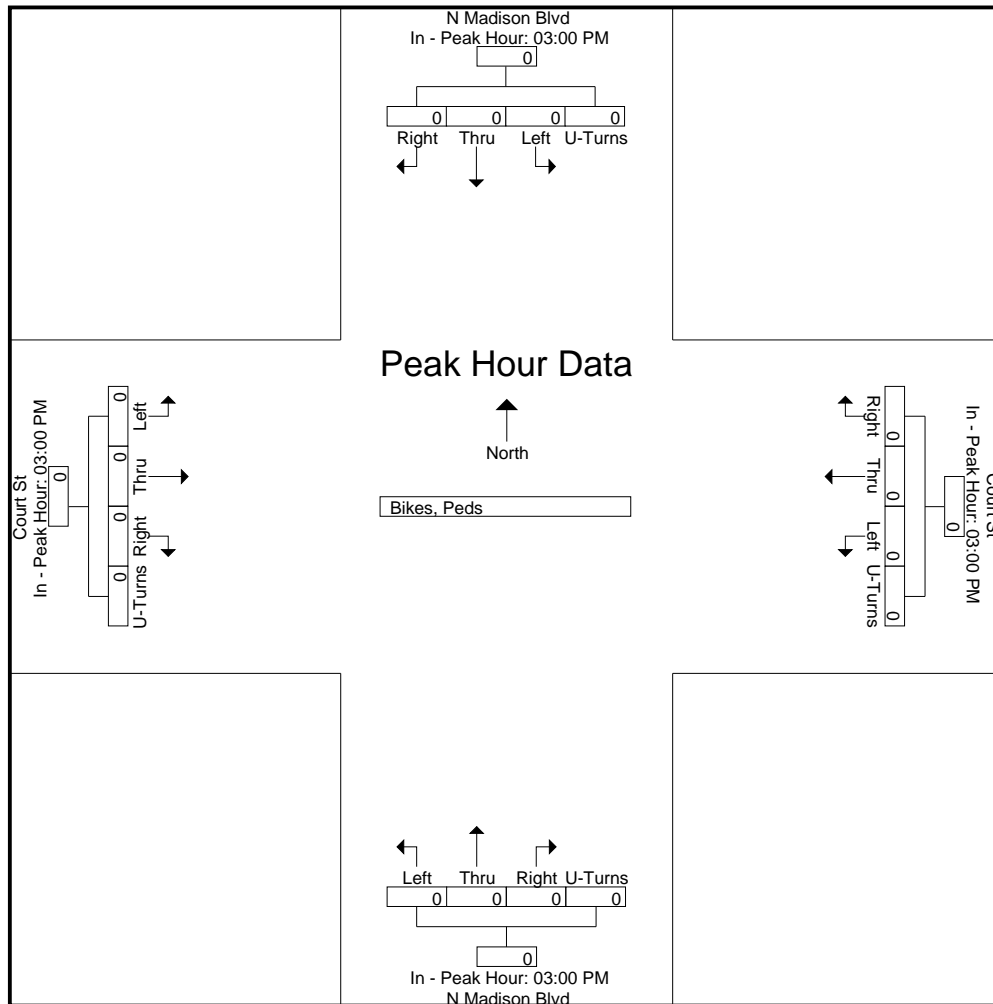
File Name : 14473013 - N Madison Blvd & Court St
Site Code : 14473013
Start Date : 8/30/2017
Page No : 8

Start Time	N Madison Blvd Southbound					Court St Westbound					N Madison Blvd Northbound					Court St Eastbound					Int. Total
	Rig ht	Thr u	Left	Ped s	App. Total	Rig ht	Thr u	Left	Ped s	App. Total	Right	Thr u	Left	Peds	App. Total	Right	Thr u	Left	Peds	App. Total	

Peak Hour Analysis From 03:00 PM to 06:45 PM - Peak 1 of 1

Peak Hour for Each Approach Begins at:

	03:00 PM					03:00 PM					03:00 PM					03:00 PM									
+0 mins.	0	0	0	0	0	0	0	0	0	0	0	0	0	0	0	0	0	0	0	0	0	0	0	0	0
+15 mins.	0	0	0	0	0	0	0	0	0	0	0	0	0	0	0	0	0	0	0	0	0	0	0	0	0
+30 mins.	0	0	0	0	0	0	0	0	0	0	0	0	0	0	0	0	0	0	0	0	0	0	0	0	0
+45 mins.	0	0	0	0	0	0	0	0	0	0	0	0	0	0	0	0	0	0	0	0	0	0	0	0	0
Total Volume	0	0	0	0	0	0	0	0	0	0	0	0	0	0	0	0	0	0	0	0	0	0	0	0	0
% App. Total	0	0	0	0	0	0	0	0	0	0	0	0	0	0	0	0	0	0	0	0	0	0	0	0	0
PHF	.000	.000	.000	.000	.000	.000	.000	.000	.000	.000	.000	.000	.000	.000	.000	.000	.000	.000	.000	.000	.000	.000	.000	.000	.000



Quality Counts, LLC

920 Blairhill Rd, STE B106
Charlotte, NC 28217

File Name : 14473014 - N Madison Blvd & Reams Ave

Site Code : 14473014

Start Date : 8/30/2017

Page No : 1

Groups Printed- Classes 1, 2, 3 - Classes 4, 5, 6, 7 - Classes 8, 9, 10 - Classes 11, 12, 13 - Bikes, Peds

Start Time	N Madison Blvd Southbound					Reams Ave Westbound					N Madison Blvd Northbound					Reams Ave Eastbound					Int. Total
	Right	Thru	Left	Peds	App. Total	Right	Thru	Left	Peds	App. Total	Right	Thru	Left	Peds	App. Total	Right	Thru	Left	Peds	App. Total	
06:00 AM	0	109	5	0	114	2	0	1	0	3	0	41	1	0	42	5	1	4	0	10	169
06:15 AM	0	125	7	0	132	6	1	3	0	10	1	45	0	0	46	3	1	3	0	7	195
06:30 AM	3	111	2	0	116	3	2	0	0	5	0	75	7	0	82	5	1	2	0	8	211
06:45 AM	1	136	4	0	141	4	7	0	0	11	1	101	12	0	114	7	2	7	1	17	283
Total	4	481	18	0	503	15	10	4	0	29	2	262	20	0	284	20	5	16	1	42	858
07:00 AM	3	144	10	0	157	8	3	1	0	12	1	124	5	0	130	3	5	8	0	16	315
07:15 AM	2	157	8	1	168	12	6	9	0	27	0	183	10	0	193	10	26	7	0	43	431
07:30 AM	2	170	12	0	184	12	22	11	0	45	1	234	25	0	260	5	17	14	0	36	525
07:45 AM	4	186	8	0	198	12	18	13	0	43	1	242	15	0	258	16	12	16	0	44	543
Total	11	657	38	1	707	44	49	34	0	127	3	783	55	0	841	34	60	45	0	139	1814
08:00 AM	2	190	7	0	199	10	14	5	0	29	1	193	8	0	202	16	5	18	0	39	469
08:15 AM	1	165	4	0	170	6	4	2	0	12	1	127	6	0	134	8	8	15	0	31	347
08:30 AM	1	148	8	0	157	6	2	1	0	9	2	136	12	0	150	8	8	14	0	30	346
08:45 AM	5	162	4	0	171	7	5	4	0	16	4	153	8	0	165	7	5	9	0	21	373
Total	9	665	23	0	697	29	25	12	0	66	8	609	34	0	651	39	26	56	0	121	1535
09:00 AM	1	135	7	0	143	4	5	5	0	14	1	140	7	0	148	5	8	12	0	25	330
09:15 AM	0	150	7	0	157	2	7	7	0	16	1	147	5	1	154	5	3	8	0	16	343
09:30 AM	4	163	4	0	171	7	6	8	0	21	2	151	2	0	155	4	6	9	0	19	366
09:45 AM	4	160	8	0	172	5	4	8	0	17	0	169	10	0	179	3	12	15	0	30	398
Total	9	608	26	0	643	18	22	28	0	68	4	607	24	1	636	17	29	44	0	90	1437
10:00 AM	3	165	1	0	169	6	7	6	0	19	2	157	1	0	160	3	3	14	0	20	368
10:15 AM	4	156	3	1	164	7	4	6	0	17	3	133	2	0	138	4	5	10	0	19	338
10:30 AM	0	135	3	1	139	13	9	2	0	24	1	137	4	0	142	10	7	16	0	33	338
10:45 AM	1	149	4	0	154	6	2	6	0	14	1	147	8	0	156	8	2	10	0	20	344
Total	8	605	11	2	626	32	22	20	0	74	7	574	15	0	596	25	17	50	0	92	1388
11:00 AM	3	176	0	0	179	8	4	10	0	22	2	163	3	0	168	10	2	16	0	28	397
11:15 AM	5	197	6	0	208	7	7	2	0	16	1	190	5	0	196	9	4	11	0	24	444
11:30 AM	3	190	3	0	196	9	3	6	0	18	2	177	2	0	181	8	5	6	0	19	414
11:45 AM	7	183	3	0	193	7	5	5	0	17	0	196	4	0	200	8	6	16	0	30	440
Total	18	746	12	0	776	31	19	23	0	73	5	726	14	0	745	35	17	49	0	101	1695
12:00 PM	3	189	8	0	200	7	2	9	0	18	4	211	4	1	220	6	5	17	1	29	467
12:15 PM	8	225	3	0	236	17	6	5	0	28	2	190	1	0	193	11	5	12	0	28	485
12:30 PM	4	209	8	0	221	5	5	6	0	16	4	191	6	0	201	10	4	9	1	24	462
12:45 PM	10	173	4	0	187	15	6	3	0	24	4	200	6	0	210	4	7	14	0	25	446
Total	25	796	23	0	844	44	19	23	0	86	14	792	17	1	824	31	21	52	2	106	1860
01:00 PM	2	187	5	5	199	13	5	10	0	28	2	183	4	0	189	10	3	19	0	32	448
01:15 PM	4	199	6	0	209	12	10	6	0	28	2	189	5	0	196	8	2	14	0	24	457
01:30 PM	2	176	11	0	189	7	8	2	0	17	3	172	2	0	177	4	12	14	0	30	413
01:45 PM	2	194	3	0	199	9	4	4	0	17	5	183	5	0	193	8	4	7	0	19	428
Total	10	756	25	5	796	41	27	22	0	90	12	727	16	0	755	30	21	54	0	105	1746
02:00 PM	8	193	7	0	208	7	5	9	0	21	3	174	5	0	182	9	8	11	0	28	439
02:15 PM	4	183	7	0	194	6	9	8	0	23	3	160	3	0	166	8	5	8	0	21	404
02:30 PM	3	196	2	0	201	4	4	2	0	10	2	178	6	0	186	5	4	8	0	17	414
02:45 PM	4	213	8	0	225	9	6	6	0	21	4	185	9	0	198	11	6	10	0	27	471
Total	19	785	24	0	828	26	24	25	0	75	12	697	23	0	732	33	23	37	0	93	1728
03:00 PM	6	279	8	0	293	10	20	14	0	44	2	218	5	0	225	19	12	8	0	39	601
03:15 PM	7	210	11	1	229	13	17	19	0	49	3	173	4	0	180	13	18	12	0	43	501
03:30 PM	7	251	3	0	261	18	10	11	0	39	5	223	4	0	232	11	9	13	0	33	565
03:45 PM	3	191	3	0	197	12	16	8	0	36	1	190	5	0	196	7	13	21	0	41	470
Total	23	931	25	1	980	53	63	52	0	168	11	804	18	0	833	50	52	54	0	156	2137

Quality Counts, LLC

920 Blairhill Rd, STE B106
Charlotte, NC 28217

File Name : 14473014 - N Madison Blvd & Reams Ave

Site Code : 14473014

Start Date : 8/30/2017

Page No : 2

Groups Printed- Classes 1, 2, 3 - Classes 4, 5, 6, 7 - Classes 8, 9, 10 - Classes 11, 12, 13 - Bikes, Peds

Start Time	N Madison Blvd Southbound					Reams Ave Westbound					N Madison Blvd Northbound					Reams Ave Eastbound					Int. Total
	Right	Thru	Left	Peds	App. Total	Right	Thru	Left	Peds	App. Total	Right	Thru	Left	Peds	App. Total	Right	Thru	Left	Peds	App. Total	
04:00 PM	1	188	3	0	192	5	9	7	0	21	1	221	6	0	228	4	7	11	0	22	463
04:15 PM	4	200	5	0	209	11	13	3	0	27	4	233	3	0	240	10	7	15	0	32	508
04:30 PM	2	198	2	0	202	4	5	6	0	15	3	228	5	0	236	11	6	11	0	28	481
04:45 PM	3	191	9	0	203	10	6	7	0	23	0	206	4	0	210	7	6	9	0	22	458
Total	10	777	19	0	806	30	33	23	0	86	8	888	18	0	914	32	26	46	0	104	1910
05:00 PM	5	231	6	0	242	8	10	12	0	30	3	248	10	0	261	13	6	11	0	30	563
05:15 PM	8	210	5	0	223	6	6	6	0	18	4	232	5	0	241	12	8	17	0	37	519
05:30 PM	3	201	3	0	207	11	13	7	0	31	2	246	5	0	253	13	9	8	0	30	521
05:45 PM	6	205	2	0	213	12	6	7	0	25	2	215	7	0	224	14	6	13	0	33	495
Total	22	847	16	0	885	37	35	32	0	104	11	941	27	0	979	52	29	49	0	130	2098
06:00 PM	10	208	4	0	222	6	5	4	0	15	1	202	7	0	210	12	2	9	0	23	470
06:15 PM	5	194	4	0	203	9	8	8	0	25	2	191	9	0	202	11	3	10	0	24	454
06:30 PM	6	158	2	0	166	3	1	4	0	8	2	166	9	0	177	10	4	11	0	25	376
06:45 PM	5	171	7	0	183	8	4	4	0	16	1	186	6	0	193	8	4	13	0	25	417
Total	26	731	17	0	774	26	18	20	0	64	6	745	31	0	782	41	13	43	0	97	1717
Grand Total	194	9385	277	9	9865	426	366	318	0	1110	103	9155	312	2	9572	439	339	595	3	1376	21923
Apprch %	2	95.1	2.8	0.1		38.4	33	28.6	0		1.1	95.6	3.3	0		31.9	24.6	43.2	0.2		
Total %	0.9	42.8	1.3	0	45	1.9	1.7	1.5	0	5.1	0.5	41.8	1.4	0	43.7	2	1.5	2.7	0	6.3	
Classes 1, 2, 3	191	8877	268	9	9345	417	357	304	0	1078	100	8634	303	1	9038	432	329	578	3	1342	20803
% Classes 1, 2, 3	98.5	94.6	96.8	100	94.7	97.9	97.5	95.6	0	97.1	97.1	94.3	97.1	50	94.4	98.4	97.1	97.1	100	97.5	94.9
Classes 4, 5, 6, 7	3	265	9	0	277	9	6	12	0	27	2	250	8	0	260	6	10	17	0	33	597
% Classes 4, 5, 6, 7	1.5	2.8	3.2	0	2.8	2.1	1.6	3.8	0	2.4	1.9	2.7	2.6	0	2.7	1.4	2.9	2.9	0	2.4	2.7
Classes 8, 9, 10	0	243	0	0	243	0	1	2	0	3	1	271	1	0	273	1	0	0	0	1	520
% Classes 8, 9, 10	0	2.6	0	0	2.5	0	0.3	0.6	0	0.3	1	3	0.3	0	2.9	0.2	0	0	0	0.1	2.4
Classes 11, 12, 13	0	0	0	0	0	0	0	0	0	0	0	0	0	0	0	0	0	0	0	0	0
% Classes 11, 12, 13	0	0	0	0	0	0	0	0	0	0	0	0	0	0	0	0	0	0	0	0	0
Bikes, Peds	0	0	0	0	0	0	2	0	0	2	0	0	0	1	1	0	0	0	0	0	3
% Bikes, Peds	0	0	0	0	0	0	0.5	0	0	0.2	0	0	0	50	0	0	0	0	0	0	0

Quality Counts, LLC

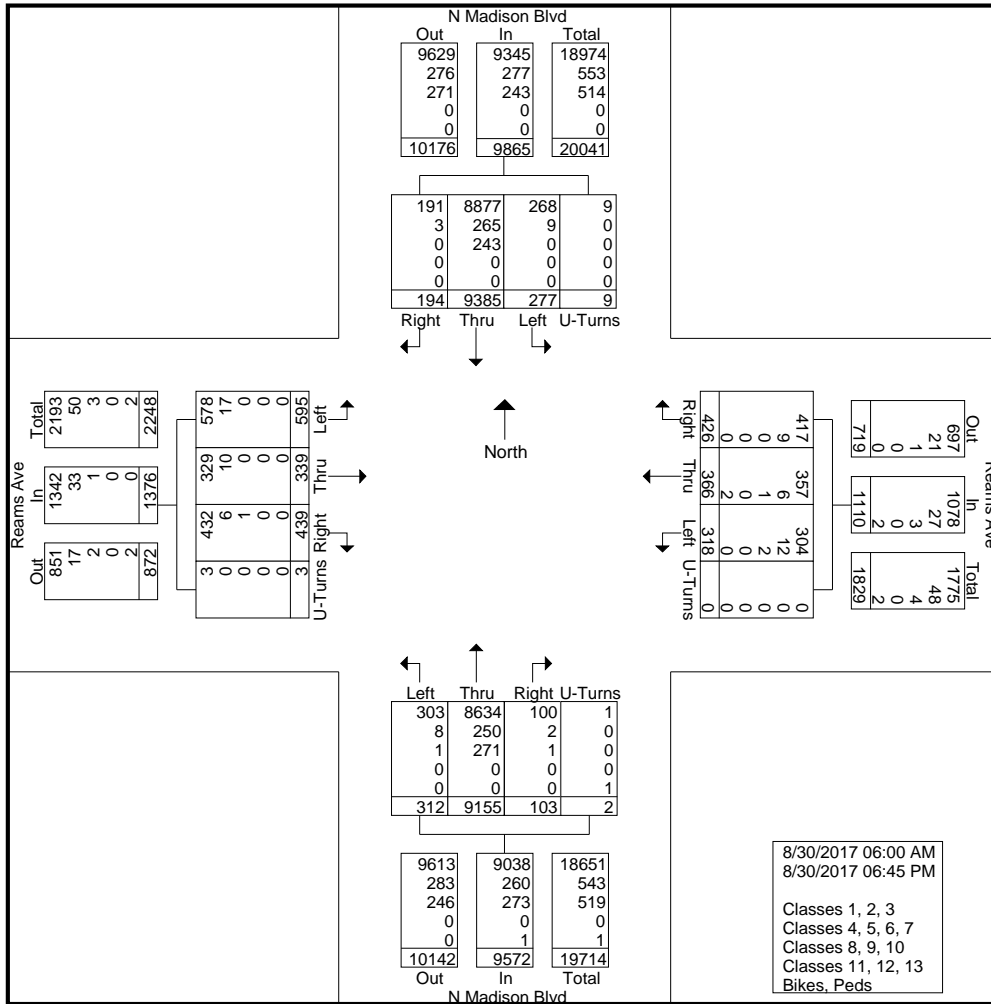
920 Blairhill Rd, STE B106
Charlotte, NC 28217

File Name : 14473014 - N Madison Blvd & Reams Ave

Site Code : 14473014

Start Date : 8/30/2017

Page No : 3

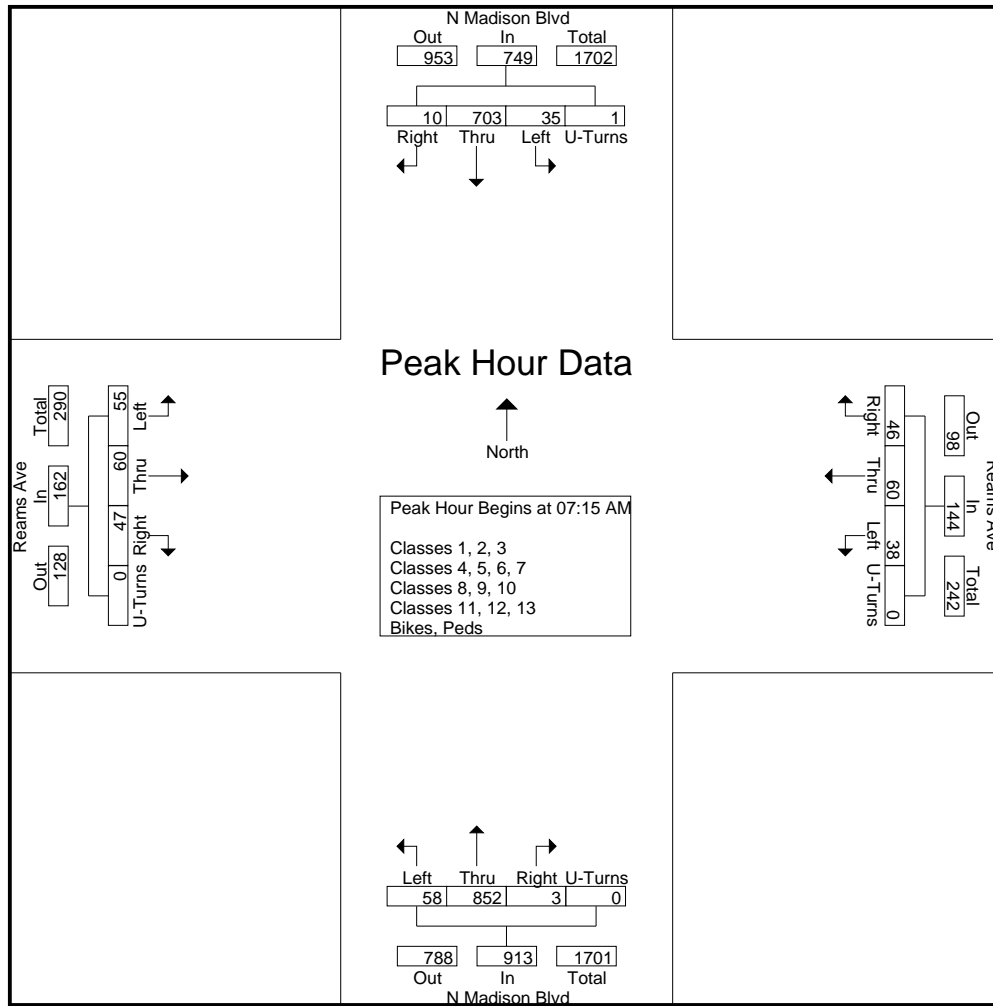


Quality Counts, LLC

920 Blairhill Rd, STE B106
Charlotte, NC 28217

File Name : 14473014 - N Madison Blvd & Reams Ave
Site Code : 14473014
Start Date : 8/30/2017
Page No : 4

Start Time	N Madison Blvd Southbound					Reams Ave Westbound					N Madison Blvd Northbound					Reams Ave Eastbound					Int. Total
	Right	Thru	Left	Peds	App. Total	Right	Thru	Left	Peds	App. Total	Right	Thru	Left	Peds	App. Total	Right	Thru	Left	Peds	App. Total	
Peak Hour Analysis From 06:00 AM to 09:45 AM - Peak 1 of 1																					
Peak Hour for Entire Intersection Begins at 07:15 AM																					
07:15 AM	2	157	8	1	168	12	6	9	0	27	0	183	10	0	193	10	26	7	0	43	431
07:30 AM	2	170	12	0	184	12	22	11	0	45	1	234	25	0	260	5	17	14	0	36	525
07:45 AM	4	186	8	0	198	12	18	13	0	43	1	242	15	0	258	16	12	16	0	44	543
08:00 AM	2	190	7	0	199	10	14	5	0	29	1	193	8	0	202	16	5	18	0	39	469
Total Volume	10	703	35	1	749	46	60	38	0	144	3	852	58	0	913	47	60	55	0	162	1968
% App. Total	1.3	93.9	4.7	0.1		31.9	41.7	26.4	0		0.3	93.3	6.4	0		29	37	34	0		
PHF	.625	.925	.729	.250	.941	.958	.682	.731	.000	.800	.750	.880	.580	.000	.878	.734	.577	.764	.000	.920	.906

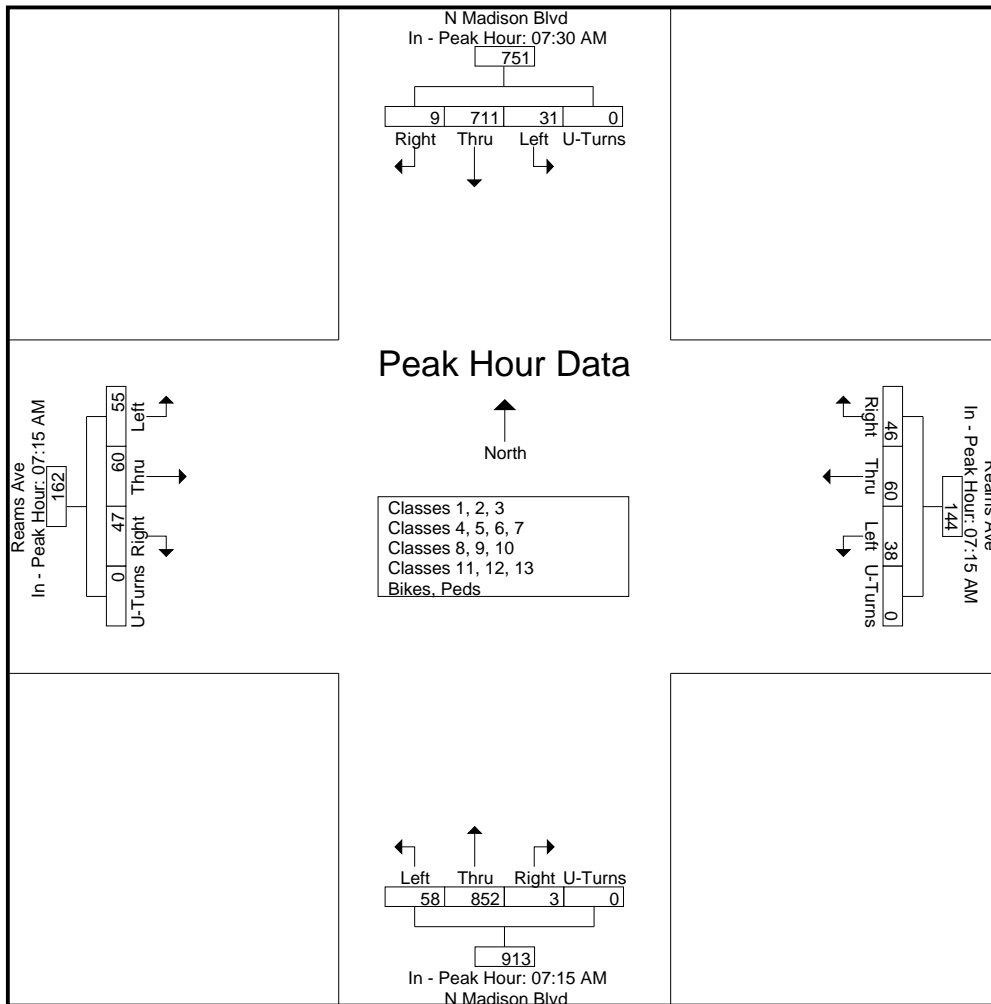


Quality Counts, LLC

920 Blairhill Rd, STE B106
Charlotte, NC 28217

File Name : 14473014 - N Madison Blvd & Reams Ave
Site Code : 14473014
Start Date : 8/30/2017
Page No : 5

Start Time	N Madison Blvd Southbound					Reams Ave Westbound					N Madison Blvd Northbound					Reams Ave Eastbound					Int. Total
	Right	Thru	Left	Peds	App. Total	Right	Thru	Left	Peds	App. Total	Right	Thru	Left	Peds	App. Total	Right	Thru	Left	Peds	App. Total	
Peak Hour Analysis From 06:00 AM to 09:45 AM - Peak 1 of 1																					
Peak Hour for Each Approach Begins at:																					
	07:30 AM					07:15 AM					07:15 AM					07:15 AM					
+0 mins.	2	170	12	0	184	12	6	9	0	27	0	183	10	0	193	10	26	7	0	43	
+15 mins.	4	186	8	0	198	12	22	11	0	45	1	234	25	0	260	5	17	14	0	36	
+30 mins.	2	190	7	0	199	12	18	13	0	43	1	242	15	0	258	16	12	16	0	44	
+45 mins.	1	165	4	0	170	10	14	5	0	29	1	193	8	0	202	16	5	18	0	39	
Total Volume	9	711	31	0	751	46	60	38	0	144	3	852	58	0	913	47	60	55	0	162	
% App. Total	1.2	94.7	4.1	0		31.9	41.7	26.4	0		0.3	93.3	6.4	0		29	37	34	0		
PHF	.563	.936	.646	.000	.943	.958	.682	.731	.000	.800	.750	.880	.580	.000	.878	.734	.577	.764	.000	.920	

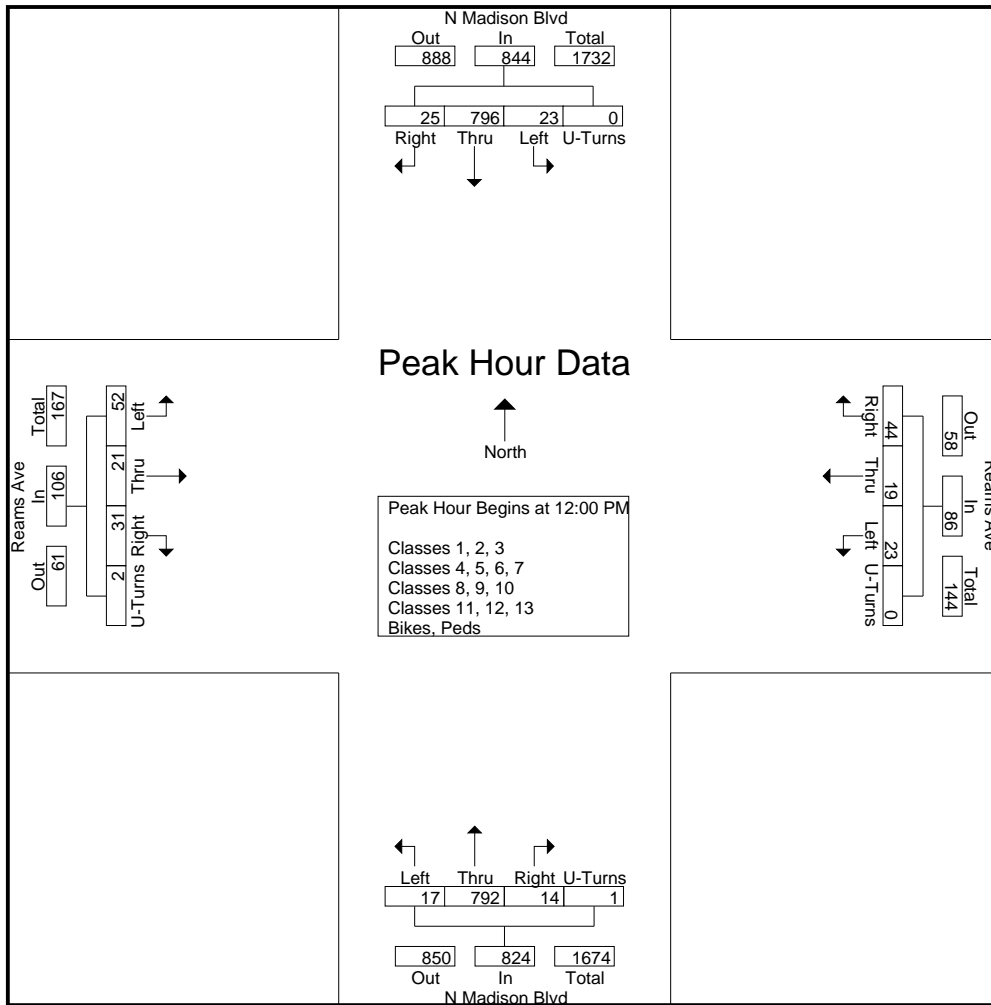


Quality Counts, LLC

920 Blairhill Rd, STE B106
Charlotte, NC 28217

File Name : 14473014 - N Madison Blvd & Reams Ave
Site Code : 14473014
Start Date : 8/30/2017
Page No : 6

Start Time	N Madison Blvd Southbound					Reams Ave Westbound					N Madison Blvd Northbound					Reams Ave Eastbound					Int. Total
	Rig ht	Thr u	Left	Ped s	App. Total	Rig ht	Thr u	Left	Ped s	App. Total	Right	Thr u	Left	Peds	App. Total	Right	Thr u	Left	Peds	App. Total	
Peak Hour Analysis From 10:00 AM to 02:45 PM - Peak 1 of 1																					
Peak Hour for Entire Intersection Begins at 12:00 PM																					
12:00 PM	3	189	8	0	200	7	2	9	0	18	4	211	4	1	220	6	5	17	1	29	467
12:15 PM	8	225	3	0	236	17	6	5	0	28	2	190	1	0	193	11	5	12	0	28	485
12:30 PM	4	209	8	0	221	5	5	6	0	16	4	191	6	0	201	10	4	9	1	24	462
12:45 PM	10	173	4	0	187	15	6	3	0	24	4	200	6	0	210	4	7	14	0	25	446
Total Volume	25	796	23	0	844	44	19	23	0	86	14	792	17	1	824	31	21	52	2	106	1860
% App. Total	3	94.3	2.7	0		51.2	22.1	26.7	0		1.7	96.1	2.1	0.1		29.2	19.8	49.1	1.9		
PHF	.625	.884	.719	.000	.894	.647	.792	.639	.000	.768	.875	.938	.708	.250	.936	.705	.750	.765	.500	.914	.959



Quality Counts, LLC

920 Blairhill Rd, STE B106
Charlotte, NC 28217

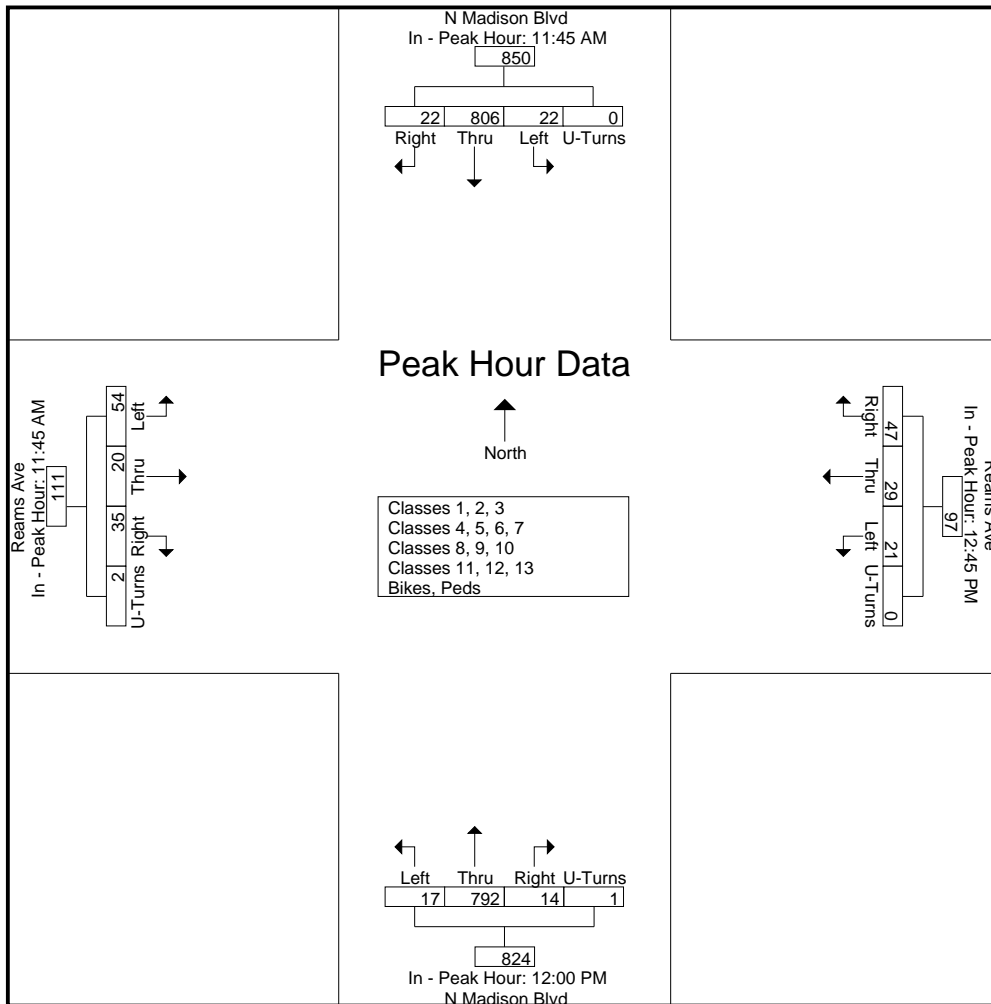
File Name : 14473014 - N Madison Blvd & Reams Ave
Site Code : 14473014
Start Date : 8/30/2017
Page No : 7

Start Time	N Madison Blvd Southbound					Reams Ave Westbound					N Madison Blvd Northbound					Reams Ave Eastbound					Int. Total
	Rig ht	Thr u	Left	Ped s	App. Total	Rig ht	Thr u	Left	Ped s	App. Total	Right	Thr u	Left	Peds	App. Total	Right	Thr u	Left	Peds	App. Total	

Peak Hour Analysis From 10:00 AM to 02:45 PM - Peak 1 of 1

Peak Hour for Each Approach Begins at:

	11:45 AM					12:45 PM					12:00 PM					11:45 AM				
+0 mins.	7	183	3	0	193	15	6	3	0	24	4	211	4	1	220	8	6	16	0	30
+15 mins.	3	189	8	0	200	13	5	10	0	28	2	190	1	0	193	6	5	17	1	29
+30 mins.	8	225	3	0	236	12	10	6	0	28	4	191	6	0	201	11	5	12	0	28
+45 mins.	4	209	8	0	221	7	8	2	0	17	4	200	6	0	210	10	4	9	1	24
Total Volume	22	806	22	0	850	47	29	21	0	97	14	792	17	1	824	35	20	54	2	111
% App. Total	2.6	94.8	2.6	0		48.5	29.9	21.6	0		1.7	96.1	2.1	0.1		31.5	18	48.6	1.8	
PHF	.688	.896	.688	.000	.900	.783	.725	.525	.000	.866	.875	.938	.708	.250	.936	.795	.833	.794	.500	.925

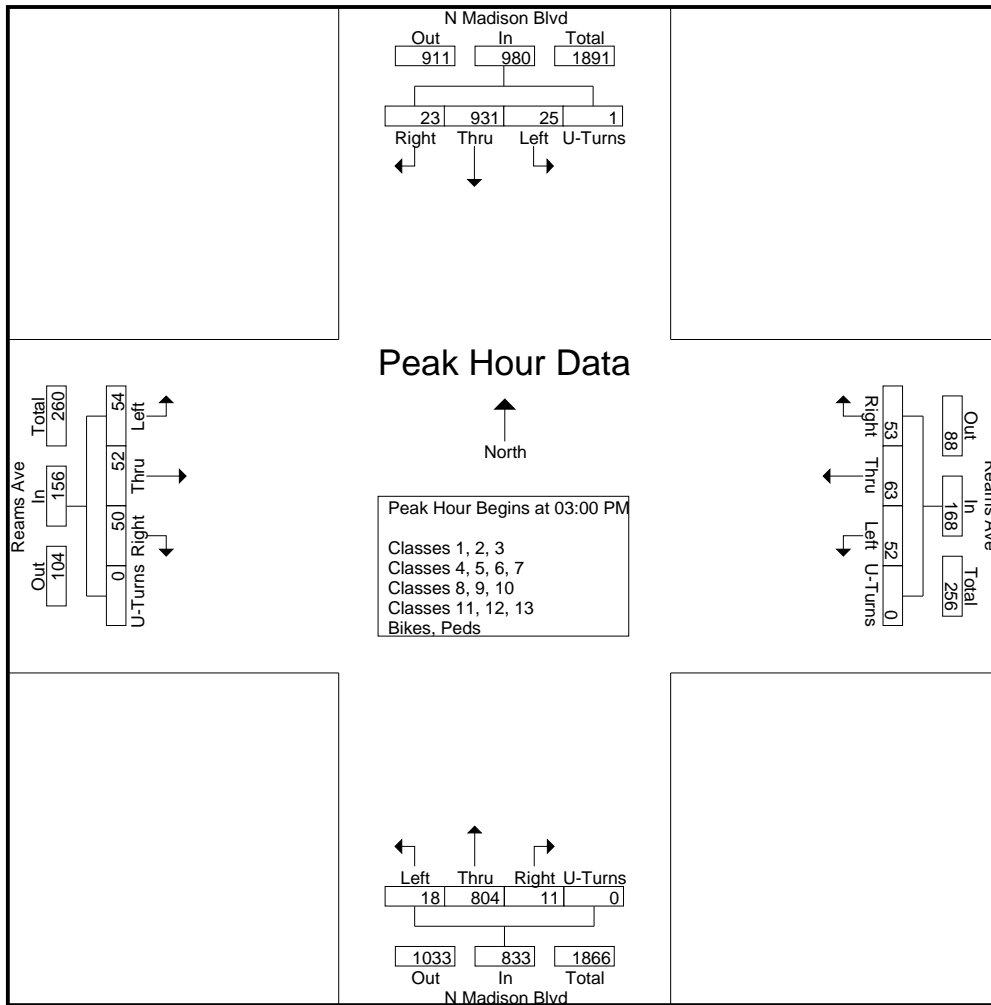


Quality Counts, LLC

920 Blairhill Rd, STE B106
Charlotte, NC 28217

File Name : 14473014 - N Madison Blvd & Reams Ave
Site Code : 14473014
Start Date : 8/30/2017
Page No : 8

Start Time	N Madison Blvd Southbound					Reams Ave Westbound					N Madison Blvd Northbound					Reams Ave Eastbound					Int. Total
	Right	Thru	Left	Peds	App. Total	Right	Thru	Left	Peds	App. Total	Right	Thru	Left	Peds	App. Total	Right	Thru	Left	Peds	App. Total	
Peak Hour Analysis From 03:00 PM to 06:45 PM - Peak 1 of 1																					
Peak Hour for Entire Intersection Begins at 03:00 PM																					
03:00 PM	6	279	8	0	293	10	20	14	0	44	2	218	5	0	225	19	12	8	0	39	601
03:15 PM	7	210	11	1	229	13	17	19	0	49	3	173	4	0	180	13	18	12	0	43	501
03:30 PM	7	251	3	0	261	18	10	11	0	39	5	223	4	0	232	11	9	13	0	33	565
03:45 PM	3	191	3	0	197	12	16	8	0	36	1	190	5	0	196	7	13	21	0	41	470
Total Volume	23	931	25	1	980	53	63	52	0	168	11	804	18	0	833	50	52	54	0	156	2137
% App. Total	2.3	95	2.6	0.1		31.5	37.5	31	0		1.3	96.5	2.2	0		32.1	33.3	34.6	0		
PHF	.821	.834	.568	.250	.836	.736	.788	.684	.000	.857	.550	.901	.900	.000	.898	.658	.722	.643	.000	.907	.889



Quality Counts, LLC

920 Blairhill Rd, STE B106
Charlotte, NC 28217

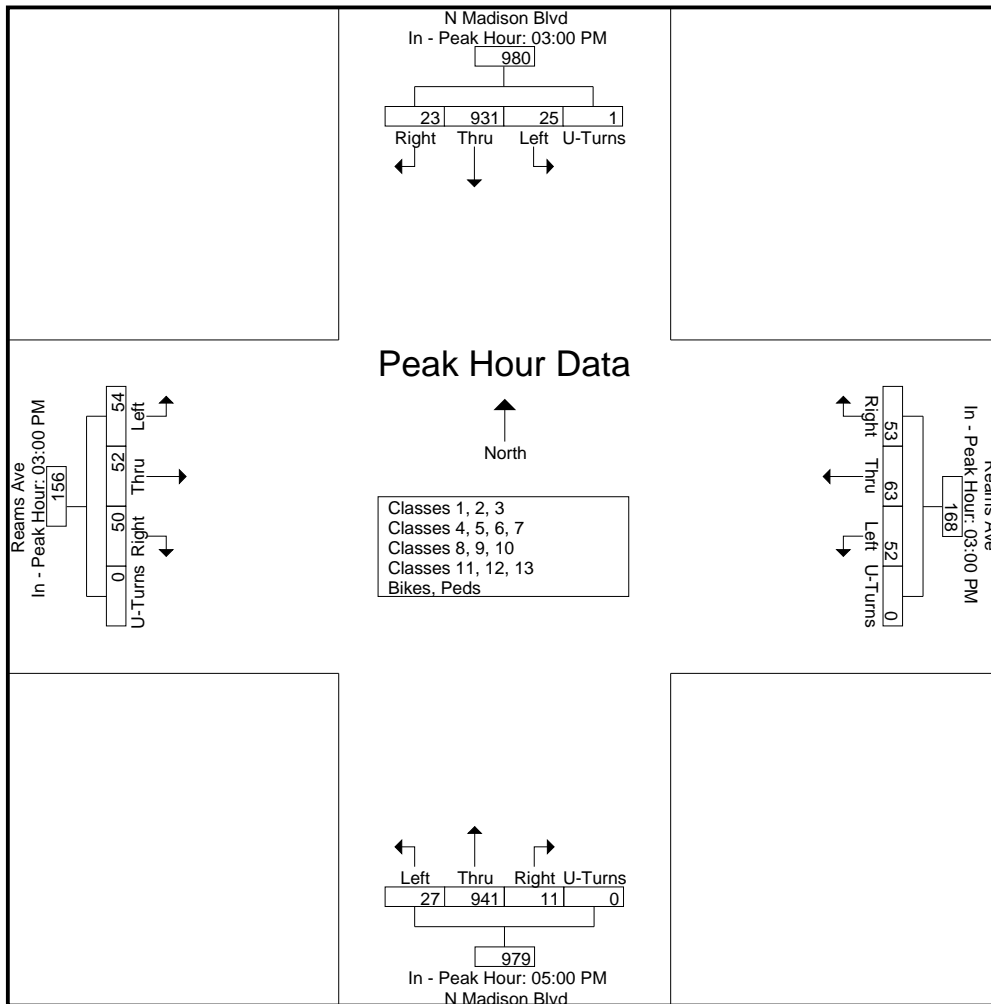
File Name : 14473014 - N Madison Blvd & Reams Ave
Site Code : 14473014
Start Date : 8/30/2017
Page No : 9

Start Time	N Madison Blvd Southbound					Reams Ave Westbound					N Madison Blvd Northbound					Reams Ave Eastbound					Int. Total
	Rig ht	Thr u	Left	Ped s	App. Total	Rig ht	Thr u	Left	Ped s	App. Total	Right	Thr u	Left	Peds	App. Total	Right	Thr u	Left	Peds	App. Total	

Peak Hour Analysis From 03:00 PM to 06:45 PM - Peak 1 of 1

Peak Hour for Each Approach Begins at:

	03:00 PM					03:00 PM					05:00 PM					03:00 PM				
+0 mins.	6	279	8	0	293	10	20	14	0	44	3	248	10	0	261	19	12	8	0	39
+15 mins.	7	210	11	1	229	13	17	19	0	49	4	232	5	0	241	13	18	12	0	43
+30 mins.	7	251	3	0	261	18	10	11	0	39	2	246	5	0	253	11	9	13	0	33
+45 mins.	3	191	3	0	197	12	16	8	0	36	2	215	7	0	224	7	13	21	0	41
Total Volume	23	931	25	1	980	53	63	52	0	168	11	941	27	0	979	50	52	54	0	156
% App. Total	2.3	95	2.6	0.1		31.5	37.5	31	0		1.1	96.1	2.8	0		32.1	33.3	34.6	0	
PHF	.821	.834	.568	.250	.836	.736	.788	.684	.000	.857	.688	.949	.675	.000	.938	.658	.722	.643	.000	.907



Quality Counts, LLC

920 Blairhill Rd, STE B106
Charlotte, NC 28217

File Name : 14473014 - N Madison Blvd & Reams Ave

Site Code : 14473014

Start Date : 8/30/2017

Page No : 1

Groups Printed- Classes 1, 2, 3

Start Time	N Madison Blvd Southbound					Reams Ave Westbound					N Madison Blvd Northbound					Reams Ave Eastbound					Int. Total
	Right	Thru	Left	U-Turns	App. Total	Right	Thru	Left	U-Turns	App. Total	Right	Thru	Left	U-Turns	App. Total	Right	Thru	Left	U-Turns	App. Total	
06:00 AM	0	100	4	0	104	2	0	1	0	3	0	36	1	0	37	5	1	4	0	10	154
06:15 AM	0	118	7	0	125	6	1	3	0	10	1	37	0	0	38	3	1	3	0	7	180
06:30 AM	3	108	2	0	113	3	2	0	0	5	0	68	7	0	75	5	1	2	0	8	201
06:45 AM	1	126	4	0	131	4	7	0	0	11	1	94	12	0	107	7	2	7	1	17	266
Total	4	452	17	0	473	15	10	4	0	29	2	235	20	0	257	20	5	16	1	42	801
07:00 AM	3	137	10	0	150	8	3	1	0	12	1	122	5	0	128	3	4	8	0	15	305
07:15 AM	2	151	8	1	162	11	6	9	0	26	0	166	10	0	176	10	26	7	0	43	407
07:30 AM	2	156	12	0	170	12	22	11	0	45	1	218	25	0	244	5	15	14	0	34	493
07:45 AM	4	172	8	0	184	12	17	13	0	42	1	228	15	0	244	15	12	15	0	42	512
Total	11	616	38	1	666	43	48	34	0	125	3	734	55	0	792	33	57	44	0	134	1717
08:00 AM	2	175	5	0	182	10	14	5	0	29	1	177	8	0	186	16	5	18	0	39	436
08:15 AM	1	156	4	0	161	6	4	2	0	12	1	118	6	0	125	8	8	14	0	30	328
08:30 AM	1	132	8	0	141	6	2	1	0	9	2	126	12	0	140	8	8	12	0	28	318
08:45 AM	5	148	4	0	157	7	5	4	0	16	4	141	8	0	153	7	5	9	0	21	347
Total	9	611	21	0	641	29	25	12	0	66	8	562	34	0	604	39	26	53	0	118	1429
09:00 AM	1	119	7	0	127	4	4	5	0	13	1	134	6	0	141	5	8	12	0	25	306
09:15 AM	0	137	6	0	143	2	7	7	0	16	1	134	5	0	140	5	2	8	0	15	314
09:30 AM	4	154	4	0	162	7	6	5	0	18	2	133	1	0	136	4	5	9	0	18	334
09:45 AM	4	154	8	0	166	5	4	8	0	17	0	162	9	0	171	3	12	15	0	30	384
Total	9	564	25	0	598	18	21	25	0	64	4	563	21	0	588	17	27	44	0	88	1338
10:00 AM	3	156	1	0	160	6	7	5	0	18	2	144	1	0	147	3	3	13	0	19	344
10:15 AM	4	143	3	1	151	7	4	5	0	16	3	123	2	0	128	3	5	10	0	18	313
10:30 AM	0	127	3	1	131	12	9	2	0	23	1	129	4	0	134	10	7	15	0	32	320
10:45 AM	1	139	4	0	144	6	2	5	0	13	1	140	8	0	149	6	2	10	0	18	324
Total	8	565	11	2	586	31	22	17	0	70	7	536	15	0	558	22	17	48	0	87	1301
11:00 AM	3	165	0	0	168	7	4	10	0	21	2	156	3	0	161	10	2	15	0	27	377
11:15 AM	5	183	5	0	193	7	4	2	0	13	1	171	5	0	177	7	4	11	0	22	405
11:30 AM	3	184	3	0	190	9	3	5	0	17	2	164	2	0	168	8	5	6	0	19	394
11:45 AM	7	172	3	0	182	7	5	5	0	17	0	186	4	0	190	8	6	16	0	30	419
Total	18	704	11	0	733	30	16	22	0	68	5	677	14	0	696	33	17	48	0	98	1595
12:00 PM	3	181	8	0	192	7	2	9	0	18	4	201	3	1	209	6	4	17	1	28	447
12:15 PM	8	215	2	0	225	17	6	5	0	28	2	175	0	0	177	11	5	12	0	28	458
12:30 PM	4	198	7	0	209	5	4	6	0	15	4	181	6	0	191	10	4	9	1	24	439
12:45 PM	10	167	4	0	181	15	6	3	0	24	4	189	6	0	199	4	7	13	0	24	428
Total	25	761	21	0	807	44	18	23	0	85	14	746	15	1	776	31	20	51	2	104	1772
01:00 PM	0	175	5	5	185	12	5	10	0	27	2	168	4	0	174	10	3	18	0	31	417
01:15 PM	4	192	5	0	201	11	9	5	0	25	2	182	5	0	189	8	2	14	0	24	439
01:30 PM	2	168	11	0	181	7	8	2	0	17	3	161	2	0	166	4	12	14	0	30	394
01:45 PM	2	182	3	0	187	9	4	4	0	17	4	172	5	0	181	8	4	7	0	19	404
Total	8	717	24	5	754	39	26	21	0	86	11	683	16	0	710	30	21	53	0	104	1654
02:00 PM	8	189	7	0	204	7	5	9	0	21	3	164	5	0	172	9	8	11	0	28	425
02:15 PM	4	173	7	0	184	6	9	7	0	22	3	152	3	0	158	8	5	7	0	20	384
02:30 PM	3	184	2	0	189	4	4	2	0	10	2	168	5	0	175	5	3	7	0	15	389
02:45 PM	4	191	8	0	203	9	6	6	0	21	4	168	8	0	180	11	6	10	0	27	431
Total	19	737	24	0	780	26	24	24	0	74	12	652	21	0	685	33	22	35	0	90	1629
03:00 PM	6	257	8	0	271	10	20	14	0	44	2	205	5	0	212	18	12	7	0	37	564
03:15 PM	7	199	11	1	218	13	16	19	0	48	3	159	4	0	166	13	18	12	0	43	475
03:30 PM	7	242	3	0	252	16	10	11	0	37	5	210	4	0	219	11	8	11	0	30	538
03:45 PM	3	184	3	0	190	12	15	6	0	33	0	179	5	0	184	7	13	20	0	40	447
Total	23	882	25	1	931	51	61	50	0	162	10	753	18	0	781	49	51	50	0	150	2024

Quality Counts, LLC

920 Blairhill Rd, STE B106
Charlotte, NC 28217

File Name : 14473014 - N Madison Blvd & Reams Ave

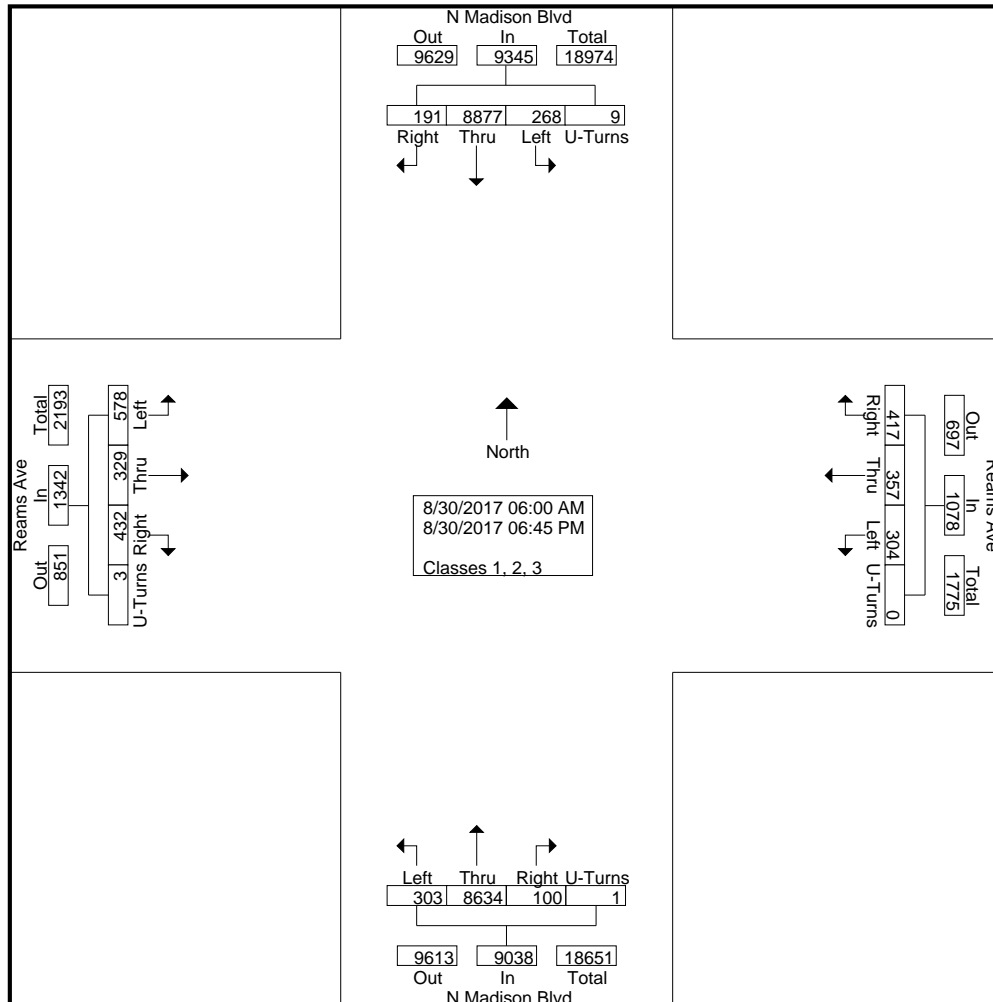
Site Code : 14473014

Start Date : 8/30/2017

Page No : 2

Groups Printed- Classes 1, 2, 3

Start Time	N Madison Blvd Southbound					Reams Ave Westbound					N Madison Blvd Northbound					Reams Ave Eastbound					Int. Total
	Right	Thru	Left	U-Turns	App. Total	Right	Thru	Left	U-Turns	App. Total	Right	Thru	Left	U-Turns	App. Total	Right	Thru	Left	U-Turns	App. Total	
04:00 PM	1	184	3	0	188	5	9	7	0	21	0	207	6	0	213	4	7	10	0	21	443
04:15 PM	4	194	5	0	203	11	13	3	0	27	4	221	3	0	228	10	7	14	0	31	489
04:30 PM	2	192	2	0	196	4	5	6	0	15	3	221	5	0	229	11	6	11	0	28	468
04:45 PM	3	182	8	0	193	10	6	6	0	22	0	196	4	0	200	7	6	9	0	22	437
Total	10	752	18	0	780	30	33	22	0	85	7	845	18	0	870	32	26	44	0	102	1837
05:00 PM	5	216	6	0	227	8	10	12	0	30	3	241	9	0	253	13	6	11	0	30	540
05:15 PM	8	199	5	0	212	6	6	6	0	18	4	225	5	0	234	12	8	17	0	37	501
05:30 PM	3	190	3	0	196	11	13	7	0	31	2	240	5	0	247	13	7	8	0	28	502
05:45 PM	6	203	2	0	211	11	6	7	0	24	2	211	6	0	219	14	6	13	0	33	487
Total	22	808	16	0	846	36	35	32	0	103	11	917	25	0	953	52	27	49	0	128	2030
06:00 PM	10	201	4	0	215	5	5	4	0	14	1	200	7	0	208	12	2	9	0	23	460
06:15 PM	4	186	4	0	194	9	8	6	0	23	2	185	9	0	196	11	3	10	0	24	437
06:30 PM	6	155	2	0	163	3	1	4	0	8	2	162	9	0	173	10	4	11	0	25	369
06:45 PM	5	166	7	0	178	8	4	4	0	16	1	184	6	0	191	8	4	13	0	25	410
Total	25	708	17	0	750	25	18	18	0	61	6	731	31	0	768	41	13	43	0	97	1676
Grand Total	191	8877	268	9	9345	417	357	304	0	1078	100	8634	303	1	9038	432	329	578	3	1342	20803
Apprch %	2	95	2.9	0.1		38.7	33.1	28.2	0		1.1	95.5	3.4	0		32.2	24.5	43.1	0.2		
Total %	0.9	42.7	1.3	0	44.9	2	1.7	1.5	0	5.2	0.5	41.5	1.5	0	43.4	2.1	1.6	2.8	0	6.5	

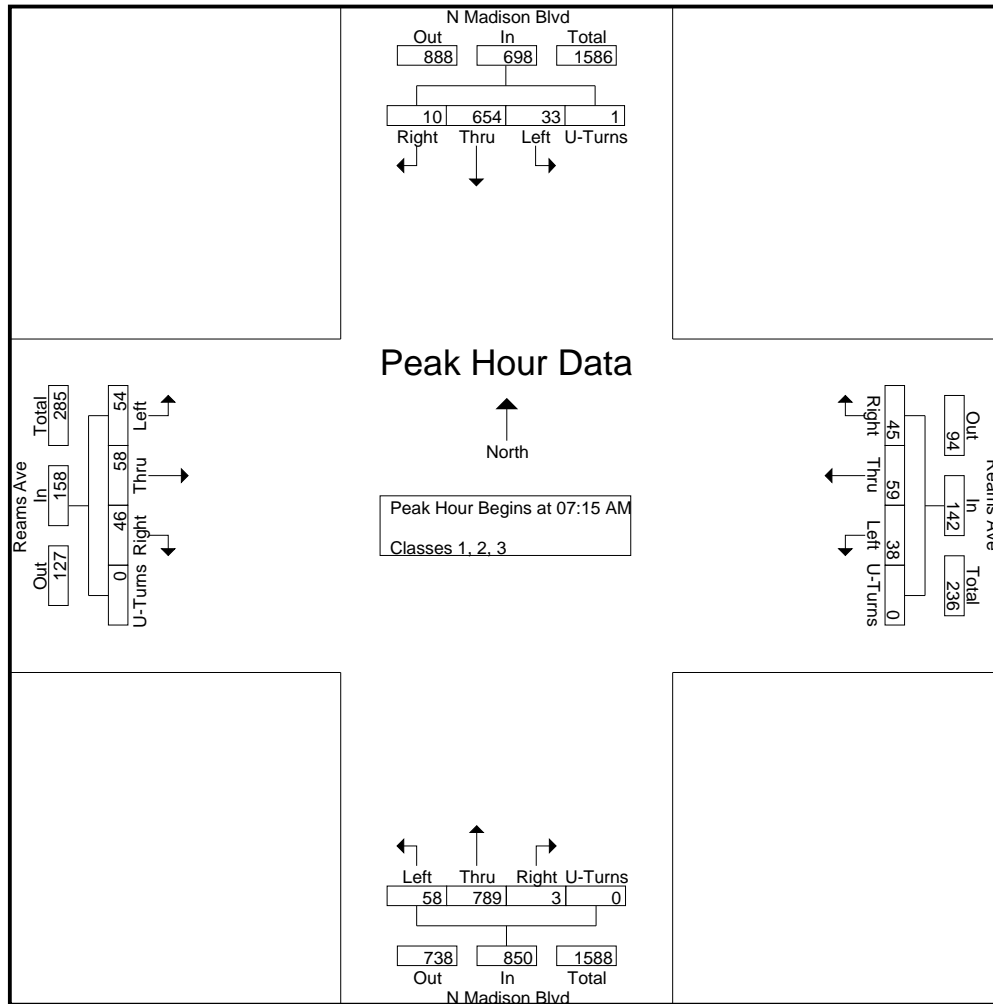


Quality Counts, LLC

920 Blairhill Rd, STE B106
Charlotte, NC 28217

File Name : 14473014 - N Madison Blvd & Reams Ave
Site Code : 14473014
Start Date : 8/30/2017
Page No : 3

Start Time	N Madison Blvd Southbound					Reams Ave Westbound					N Madison Blvd Northbound					Reams Ave Eastbound					Int. Total
	Right	Thru	Left	U-Turns	App. Total	Right	Thru	Left	U-Turns	App. Total	Right	Thru	Left	U-Turns	App. Total	Right	Thru	Left	U-Turns	App. Total	
Peak Hour Analysis From 06:00 AM to 09:45 AM - Peak 1 of 1																					
Peak Hour for Entire Intersection Begins at 07:15 AM																					
07:15 AM	2	151	8	1	162	11	6	9	0	26	0	166	10	0	176	10	26	7	0	43	407
07:30 AM	2	156	12	0	170	12	22	11	0	45	1	218	25	0	244	5	15	14	0	34	493
07:45 AM	4	172	8	0	184	12	17	13	0	42	1	228	15	0	244	15	12	15	0	42	512
08:00 AM	2	175	5	0	182	10	14	5	0	29	1	177	8	0	186	16	5	18	0	39	436
Total Volume	10	654	33	1	698	45	59	38	0	142	3	789	58	0	850	46	58	54	0	158	1848
% App. Total	1.4	93.7	4.7	0.1		31.7	41.5	26.8	0		0.4	92.8	6.8	0		29.1	36.7	34.2	0		
PHF	.625	.934	.688	.250	.948	.938	.670	.731	.000	.789	.750	.865	.580	.000	.871	.719	.558	.750	.000	.919	.902



Quality Counts, LLC

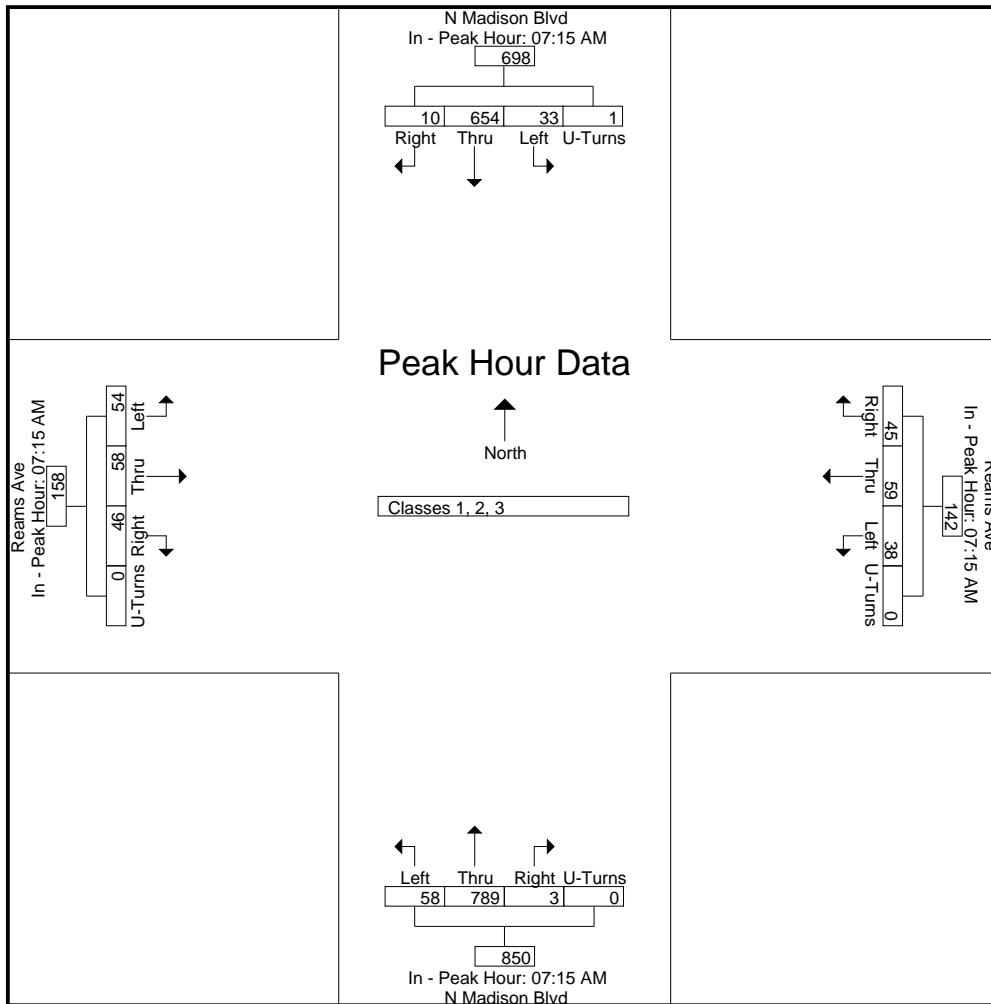
920 Blairhill Rd, STE B106
Charlotte, NC 28217

File Name : 14473014 - N Madison Blvd & Reams Ave
Site Code : 14473014
Start Date : 8/30/2017
Page No : 4

Start Time	N Madison Blvd Southbound					Reams Ave Westbound					N Madison Blvd Northbound					Reams Ave Eastbound					Int. Total
	Right	Thru	Left	U-Turns	App. Total	Right	Thru	Left	U-Turns	App. Total	Right	Thru	Left	U-Turns	App. Total	Right	Thru	Left	U-Turns	App. Total	

Peak Hour Analysis From 06:00 AM to 09:45 AM - Peak 1 of 1
Peak Hour for Each Approach Begins at:

	07:15 AM					07:15 AM					07:15 AM					07:15 AM				
+0 mins.	2	151	8	1	162	11	6	9	0	26	0	166	10	0	176	10	26	7	0	43
+15 mins.	2	156	12	0	170	12	22	11	0	45	1	218	25	0	244	5	15	14	0	34
+30 mins.	4	172	8	0	184	12	17	13	0	42	1	228	15	0	244	15	12	15	0	42
+45 mins.	2	175	5	0	182	10	14	5	0	29	1	177	8	0	186	16	5	18	0	39
Total Volume	10	654	33	1	698	45	59	38	0	142	3	789	58	0	850	46	58	54	0	158
% App. Total	1.4	93.7	4.7	0.1		31.7	41.5	26.8	0		0.4	92.8	6.8	0		29.1	36.7	34.2	0	
PHF	.625	.934	.688	.250	.948	.938	.670	.731	.000	.789	.750	.865	.580	.000	.871	.719	.558	.750	.000	.919

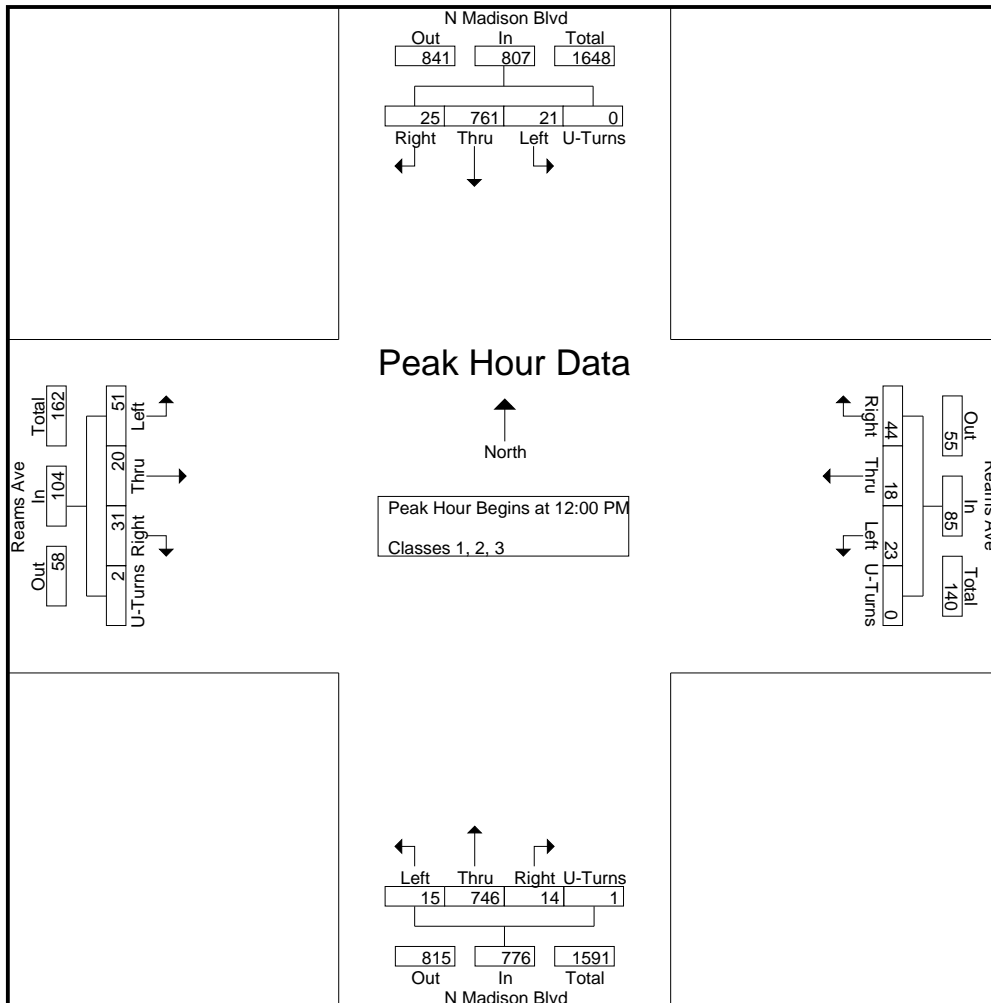


Quality Counts, LLC

920 Blairhill Rd, STE B106
Charlotte, NC 28217

File Name : 14473014 - N Madison Blvd & Reams Ave
Site Code : 14473014
Start Date : 8/30/2017
Page No : 5

Start Time	N Madison Blvd Southbound					Reams Ave Westbound					N Madison Blvd Northbound					Reams Ave Eastbound					Int. Total
	Right	Thru	Left	U-Turns	App. Total	Right	Thru	Left	U-Turns	App. Total	Right	Thru	Left	U-Turns	App. Total	Right	Thru	Left	U-Turns	App. Total	
Peak Hour Analysis From 10:00 AM to 02:45 PM - Peak 1 of 1																					
Peak Hour for Entire Intersection Begins at 12:00 PM																					
12:00 PM	3	181	8	0	192	7	2	9	0	18	4	201	3	1	209	6	4	17	1	28	447
12:15 PM	8	215	2	0	225	17	6	5	0	28	2	175	0	0	177	11	5	12	0	28	458
12:30 PM	4	198	7	0	209	5	4	6	0	15	4	181	6	0	191	10	4	9	1	24	439
12:45 PM	10	167	4	0	181	15	6	3	0	24	4	189	6	0	199	4	7	13	0	24	428
Total Volume	25	761	21	0	807	44	18	23	0	85	14	746	15	1	776	31	20	51	2	104	1772
% App. Total	3.1	94.3	2.6	0		51.8	21.2	27.1	0		1.8	96.1	1.9	0.1		29.8	19.2	49	1.9		
PHF	.625	.885	.656	.000	.897	.647	.750	.639	.000	.759	.875	.928	.625	.250	.928	.705	.714	.750	.500	.929	.967



Quality Counts, LLC

920 Blairhill Rd, STE B106
Charlotte, NC 28217

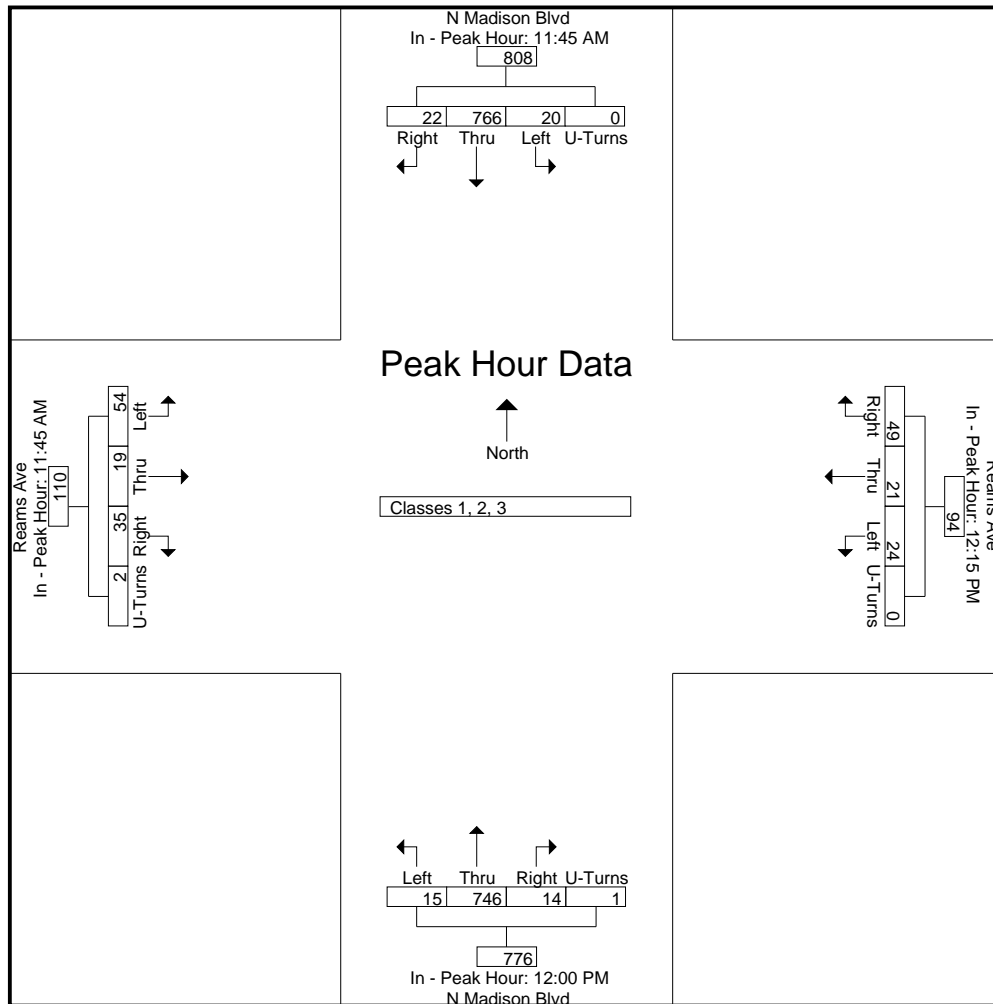
File Name : 14473014 - N Madison Blvd & Reams Ave
Site Code : 14473014
Start Date : 8/30/2017
Page No : 6

Start Time	N Madison Blvd Southbound					Reams Ave Westbound					N Madison Blvd Northbound					Reams Ave Eastbound					Int. Total
	Right	Thru	Left	U-Turns	App. Total	Right	Thru	Left	U-Turns	App. Total	Right	Thru	Left	U-Turns	App. Total	Right	Thru	Left	U-Turns	App. Total	

Peak Hour Analysis From 10:00 AM to 02:45 PM - Peak 1 of 1

Peak Hour for Each Approach Begins at:

	11:45 AM					12:15 PM					12:00 PM					11:45 AM				
+0 mins.	7	172	3	0	182	17	6	5	0	28	4	201	3	1	209	8	6	16	0	30
+15 mins.	3	181	8	0	192	5	4	6	0	15	2	175	0	0	177	6	4	17	1	28
+30 mins.	8	215	2	0	225	15	6	3	0	24	4	181	6	0	191	11	5	12	0	28
+45 mins.	4	198	7	0	209	12	5	10	0	27	4	189	6	0	199	10	4	9	1	24
Total Volume	22	766	20	0	808	49	21	24	0	94	14	746	15	1	776	35	19	54	2	110
% App. Total	2.7	94.8	2.5	0		52.1	22.3	25.5	0		1.8	96.1	1.9	0.1		31.8	17.3	49.1	1.8	
PHF	.688	.891	.625	.000	.898	.721	.875	.600	.000	.839	.875	.928	.625	.250	.928	.795	.792	.794	.500	.917

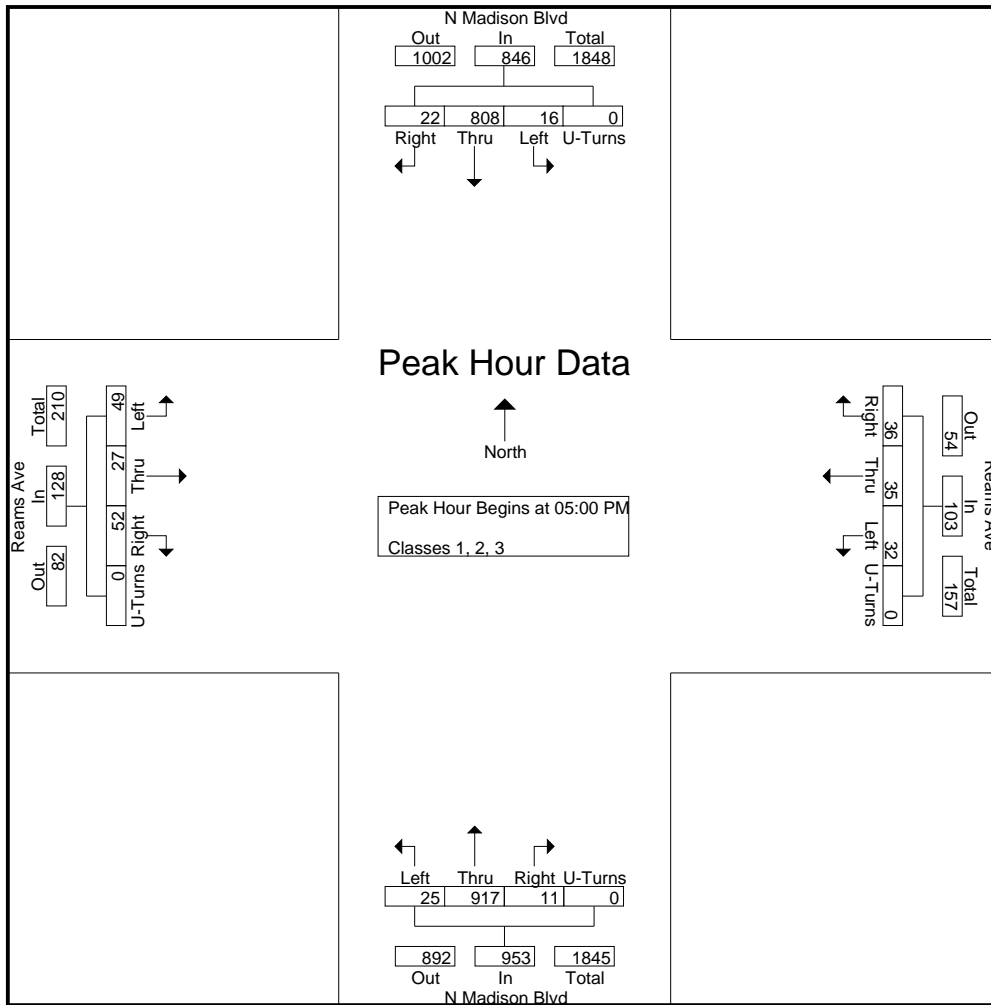


Quality Counts, LLC

920 Blairhill Rd, STE B106
Charlotte, NC 28217

File Name : 14473014 - N Madison Blvd & Reams Ave
Site Code : 14473014
Start Date : 8/30/2017
Page No : 7

Start Time	N Madison Blvd Southbound					Reams Ave Westbound					N Madison Blvd Northbound					Reams Ave Eastbound					Int. Total
	Right	Thru	Left	U-Turns	App. Total	Right	Thru	Left	U-Turns	App. Total	Right	Thru	Left	U-Turns	App. Total	Right	Thru	Left	U-Turns	App. Total	
Peak Hour Analysis From 03:00 PM to 06:45 PM - Peak 1 of 1																					
Peak Hour for Entire Intersection Begins at 05:00 PM																					
05:00 PM	5	216	6	0	227	8	10	12	0	30	3	241	9	0	253	13	6	11	0	30	540
05:15 PM	8	199	5	0	212	6	6	6	0	18	4	225	5	0	234	12	8	17	0	37	501
05:30 PM	3	190	3	0	196	11	13	7	0	31	2	240	5	0	247	13	7	8	0	28	502
05:45 PM	6	203	2	0	211	11	6	7	0	24	2	211	6	0	219	14	6	13	0	33	487
Total Volume	22	808	16	0	846	36	35	32	0	103	11	917	25	0	953	52	27	49	0	128	2030
% App. Total	2.6	95.5	1.9	0		35	34	31.1	0		1.2	96.2	2.6	0		40.6	21.1	38.3	0		
PHF	.688	.935	.667	.000	.932	.818	.673	.667	.000	.831	.688	.951	.694	.000	.942	.929	.844	.721	.000	.865	.940



Quality Counts, LLC

920 Blairhill Rd, STE B106
Charlotte, NC 28217

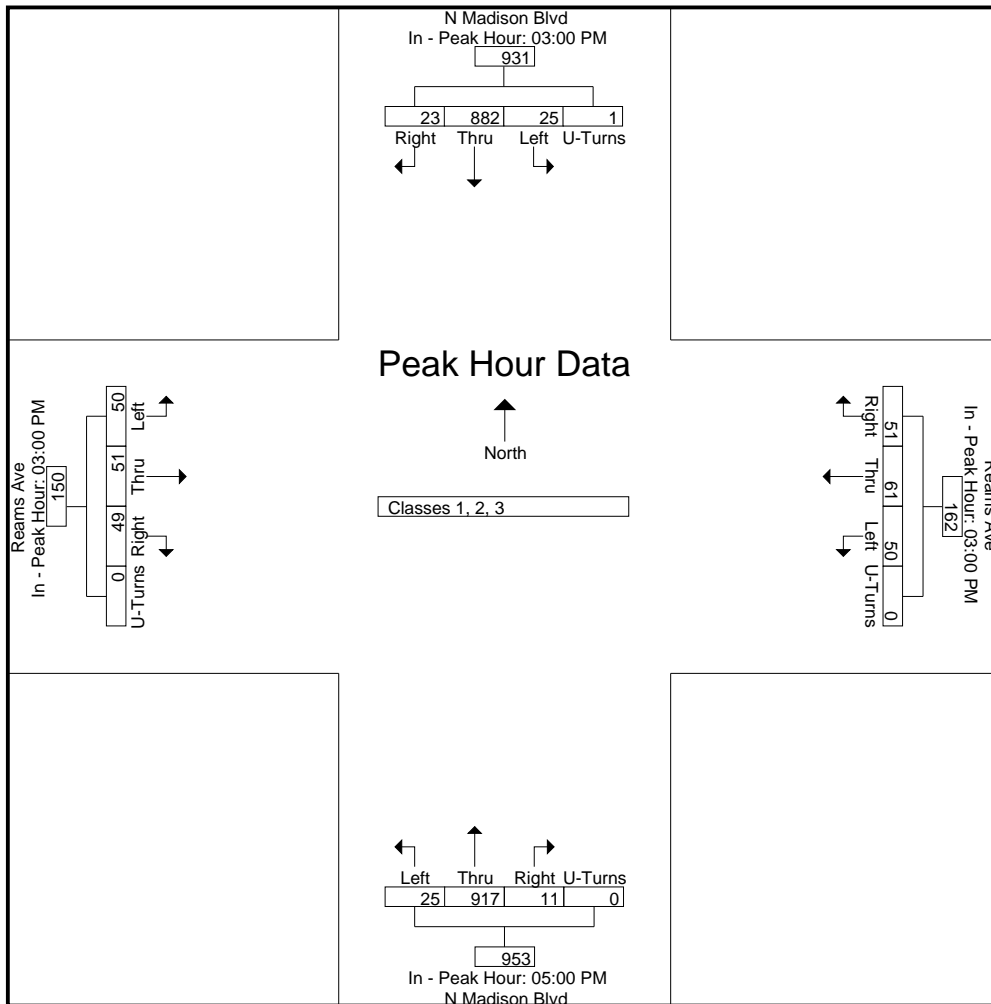
File Name : 14473014 - N Madison Blvd & Reams Ave
Site Code : 14473014
Start Date : 8/30/2017
Page No : 8

Start Time	N Madison Blvd Southbound					Reams Ave Westbound					N Madison Blvd Northbound					Reams Ave Eastbound					Int. Total
	Right	Thru	Left	U-Turns	App. Total	Right	Thru	Left	U-Turns	App. Total	Right	Thru	Left	U-Turns	App. Total	Right	Thru	Left	U-Turns	App. Total	

Peak Hour Analysis From 03:00 PM to 06:45 PM - Peak 1 of 1

Peak Hour for Each Approach Begins at:

	03:00 PM					03:00 PM					05:00 PM					03:00 PM				
+0 mins.	6	257	8	0	271	10	20	14	0	44	3	241	9	0	253	18	12	7	0	37
+15 mins.	7	199	11	1	218	13	16	19	0	48	4	225	5	0	234	13	18	12	0	43
+30 mins.	7	242	3	0	252	16	10	11	0	37	2	240	5	0	247	11	8	11	0	30
+45 mins.	3	184	3	0	190	12	15	6	0	33	2	211	6	0	219	7	13	20	0	40
Total Volume	23	882	25	1	931	51	61	50	0	162	11	917	25	0	953	49	51	50	0	150
% App. Total	2.5	94.7	2.7	0.1		31.5	37.7	30.9	0		1.2	96.2	2.6	0		32.7	34	33.3	0	
PHF	.821	.858	.568	.250	.859	.797	.763	.658	.000	.844	.688	.951	.694	.000	.942	.681	.708	.625	.000	.872



Quality Counts, LLC

920 Blairhill Rd, STE B106
Charlotte, NC 28217

File Name : 14473014 - N Madison Blvd & Reams Ave

Site Code : 14473014

Start Date : 8/30/2017

Page No : 1

Groups Printed- Classes 4, 5, 6, 7

Start Time	N Madison Blvd Southbound					Reams Ave Westbound					N Madison Blvd Northbound					Reams Ave Eastbound					Int. Total
	Right	Thru	Left	U-Turns	App. Total	Right	Thru	Left	U-Turns	App. Total	Right	Thru	Left	U-Turns	App. Total	Right	Thru	Left	U-Turns	App. Total	
06:00 AM	0	6	1	0	7	0	0	0	0	0	0	2	0	0	2	0	0	0	0	0	9
06:15 AM	0	4	0	0	4	0	0	0	0	0	0	4	0	0	4	0	0	0	0	0	8
06:30 AM	0	1	0	0	1	0	0	0	0	0	0	3	0	0	3	0	0	0	0	0	4
06:45 AM	0	5	0	0	5	0	0	0	0	0	0	3	0	0	3	0	0	0	0	0	8
Total	0	16	1	0	17	0	0	0	0	0	0	12	0	0	12	0	0	0	0	0	29
07:00 AM	0	3	0	0	3	0	0	0	0	0	0	0	0	0	0	0	1	0	0	1	4
07:15 AM	0	4	0	0	4	1	0	0	0	1	0	7	0	0	7	0	0	0	0	0	12
07:30 AM	0	9	0	0	9	0	0	0	0	0	0	10	0	0	10	0	2	0	0	2	21
07:45 AM	0	9	0	0	9	0	1	0	0	1	0	11	0	0	11	1	0	1	0	2	23
Total	0	25	0	0	25	1	1	0	0	2	0	28	0	0	28	1	3	1	0	5	60
08:00 AM	0	7	2	0	9	0	0	0	0	0	0	10	0	0	10	0	0	0	0	0	19
08:15 AM	0	4	0	0	4	0	0	0	0	0	0	5	0	0	5	0	0	1	0	1	10
08:30 AM	0	9	0	0	9	0	0	0	0	0	0	3	0	0	3	0	0	2	0	2	14
08:45 AM	0	6	0	0	6	0	0	0	0	0	0	4	0	0	4	0	0	0	0	0	10
Total	0	26	2	0	28	0	0	0	0	0	0	22	0	0	22	0	0	3	0	3	53
09:00 AM	0	7	0	0	7	0	1	0	0	1	0	4	1	0	5	0	0	0	0	0	13
09:15 AM	0	7	1	0	8	0	0	0	0	0	0	6	0	0	6	0	1	0	0	1	15
09:30 AM	0	4	0	0	4	0	0	3	0	3	0	7	1	0	8	0	1	0	0	1	16
09:45 AM	0	2	0	0	2	0	0	0	0	0	0	4	1	0	5	0	0	0	0	0	7
Total	0	20	1	0	21	0	1	3	0	4	0	21	3	0	24	0	2	0	0	2	51
10:00 AM	0	4	0	0	4	0	0	0	0	0	0	3	0	0	3	0	0	1	0	1	8
10:15 AM	0	7	0	0	7	0	0	0	0	0	0	4	0	0	4	0	0	0	0	0	11
10:30 AM	0	2	0	0	2	1	0	0	0	1	0	6	0	0	6	0	0	1	0	1	10
10:45 AM	0	5	0	0	5	0	0	1	0	1	0	1	0	0	1	2	0	0	0	2	9
Total	0	18	0	0	18	1	0	1	0	2	0	14	0	0	14	2	0	2	0	4	38
11:00 AM	0	6	0	0	6	1	0	0	0	1	0	0	0	0	0	0	0	1	0	1	8
11:15 AM	0	7	1	0	8	0	1	0	0	1	0	9	0	0	9	2	0	0	0	2	20
11:30 AM	0	4	0	0	4	0	0	1	0	1	0	7	0	0	7	0	0	0	0	0	12
11:45 AM	0	6	0	0	6	0	0	0	0	0	0	6	0	0	6	0	0	0	0	0	12
Total	0	23	1	0	24	1	1	1	0	3	0	22	0	0	22	2	0	1	0	3	52
12:00 PM	0	6	0	0	6	0	0	0	0	0	0	5	1	0	6	0	1	0	0	1	13
12:15 PM	0	7	1	0	8	0	0	0	0	0	0	8	1	0	9	0	0	0	0	0	17
12:30 PM	0	4	1	0	5	0	0	0	0	0	0	5	0	0	5	0	0	0	0	0	10
12:45 PM	0	2	0	0	2	0	0	0	0	0	0	3	0	0	3	0	0	1	0	1	6
Total	0	19	2	0	21	0	0	0	0	0	0	21	2	0	23	0	1	1	0	2	46
01:00 PM	2	8	0	0	10	1	0	0	0	1	0	5	0	0	5	0	0	1	0	1	17
01:15 PM	0	5	1	0	6	1	1	1	0	3	0	5	0	0	5	0	0	0	0	0	14
01:30 PM	0	4	0	0	4	0	0	0	0	0	0	1	0	0	1	0	0	0	0	0	5
01:45 PM	0	6	0	0	6	0	0	0	0	0	1	6	0	0	7	0	0	0	0	0	13
Total	2	23	1	0	26	2	1	1	0	4	1	17	0	0	18	0	0	1	0	1	49
02:00 PM	0	2	0	0	2	0	0	0	0	0	0	3	0	0	3	0	0	0	0	0	5
02:15 PM	0	5	0	0	5	0	0	1	0	1	0	5	0	0	5	0	0	1	0	1	12
02:30 PM	0	6	0	0	6	0	0	0	0	0	0	5	1	0	6	0	1	1	0	2	14
02:45 PM	0	15	0	0	15	0	0	0	0	0	0	10	1	0	11	0	0	0	0	0	26
Total	0	28	0	0	28	0	0	1	0	1	0	23	2	0	25	0	1	2	0	3	57
03:00 PM	0	19	0	0	19	0	0	0	0	0	0	8	0	0	8	1	0	1	0	2	29
03:15 PM	0	7	0	0	7	0	1	0	0	1	0	7	0	0	7	0	0	0	0	0	15
03:30 PM	0	7	0	0	7	2	0	0	0	2	0	4	0	0	4	0	1	2	0	3	16
03:45 PM	0	1	0	0	1	0	1	2	0	3	0	8	0	0	8	0	0	1	0	1	13
Total	0	34	0	0	34	2	2	2	0	6	0	27	0	0	27	1	1	4	0	6	73

Quality Counts, LLC

920 Blairhill Rd, STE B106
Charlotte, NC 28217

File Name : 14473014 - N Madison Blvd & Reams Ave

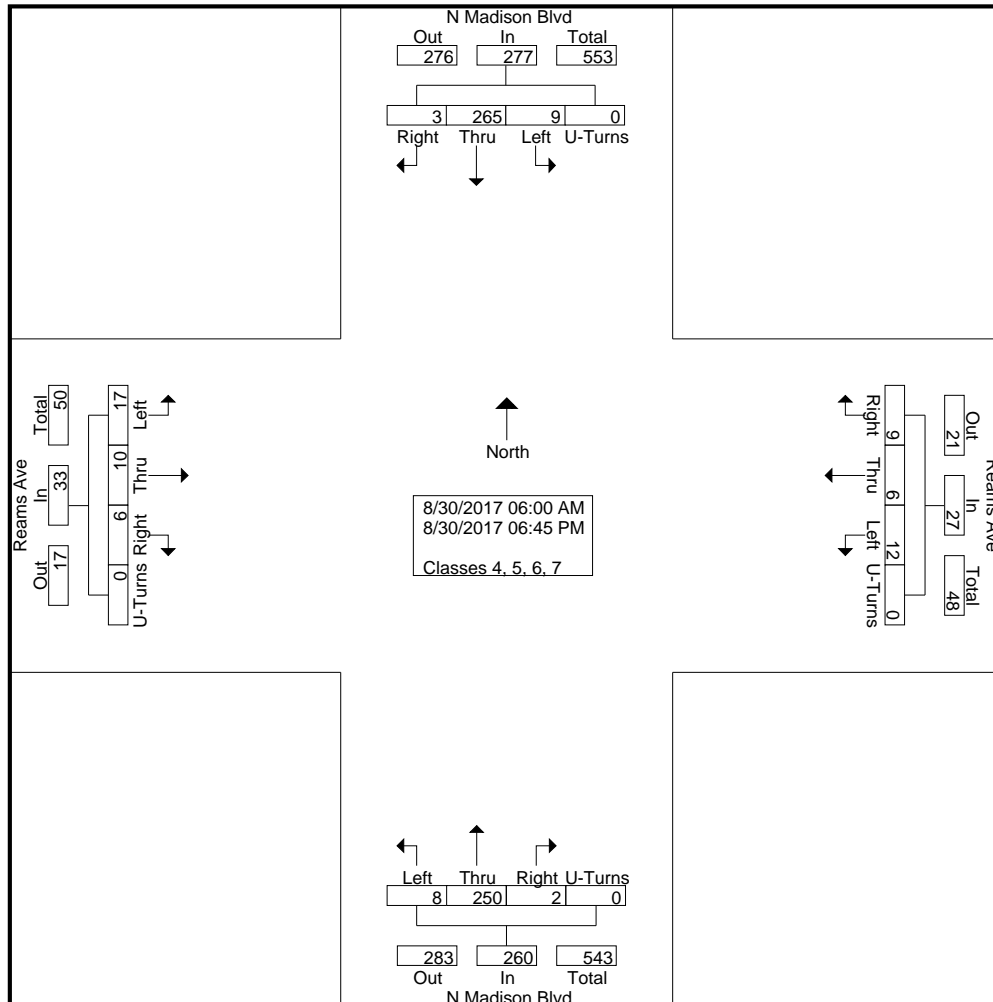
Site Code : 14473014

Start Date : 8/30/2017

Page No : 2

Groups Printed- Classes 4, 5, 6, 7

Start Time	N Madison Blvd Southbound					Reams Ave Westbound					N Madison Blvd Northbound					Reams Ave Eastbound					Int. Total
	Right	Thru	Left	U-Turns	App. Total	Right	Thru	Left	U-Turns	App. Total	Right	Thru	Left	U-Turns	App. Total	Right	Thru	Left	U-Turns	App. Total	
04:00 PM	0	2	0	0	2	0	0	0	0	0	1	10	0	0	11	0	0	1	0	1	14
04:15 PM	0	2	0	0	2	0	0	0	0	0	0	3	0	0	3	0	0	1	0	1	6
04:30 PM	0	1	0	0	1	0	0	0	0	0	0	5	0	0	5	0	0	0	0	0	6
04:45 PM	0	3	1	0	4	0	0	1	0	1	0	4	0	0	4	0	0	0	0	0	9
Total	0	8	1	0	9	0	0	1	0	1	1	22	0	0	23	0	0	2	0	2	35
05:00 PM	0	6	0	0	6	0	0	0	0	0	0	3	1	0	4	0	0	0	0	0	10
05:15 PM	0	4	0	0	4	0	0	0	0	0	0	3	0	0	3	0	0	0	0	0	7
05:30 PM	0	6	0	0	6	0	0	0	0	0	0	4	0	0	4	0	2	0	0	2	12
05:45 PM	0	2	0	0	2	1	0	0	0	1	0	2	0	0	2	0	0	0	0	0	5
Total	0	18	0	0	18	1	0	0	0	1	0	12	1	0	13	0	2	0	0	2	34
06:00 PM	0	2	0	0	2	1	0	0	0	1	0	1	0	0	1	0	0	0	0	0	4
06:15 PM	1	3	0	0	4	0	0	2	0	2	0	5	0	0	5	0	0	0	0	0	11
06:30 PM	0	1	0	0	1	0	0	0	0	0	0	3	0	0	3	0	0	0	0	0	4
06:45 PM	0	1	0	0	1	0	0	0	0	0	0	0	0	0	0	0	0	0	0	0	1
Total	1	7	0	0	8	1	0	2	0	3	0	9	0	0	9	0	0	0	0	0	20
Grand Total	3	265	9	0	277	9	6	12	0	27	2	250	8	0	260	6	10	17	0	33	597
Apprch %	1.1	95.7	3.2	0		33.3	22.2	44.4	0		0.8	96.2	3.1	0		18.2	30.3	51.5	0		
Total %	0.5	44.4	1.5	0	46.4	1.5	1	2	0	4.5	0.3	41.9	1.3	0	43.6	1	1.7	2.8	0	5.5	

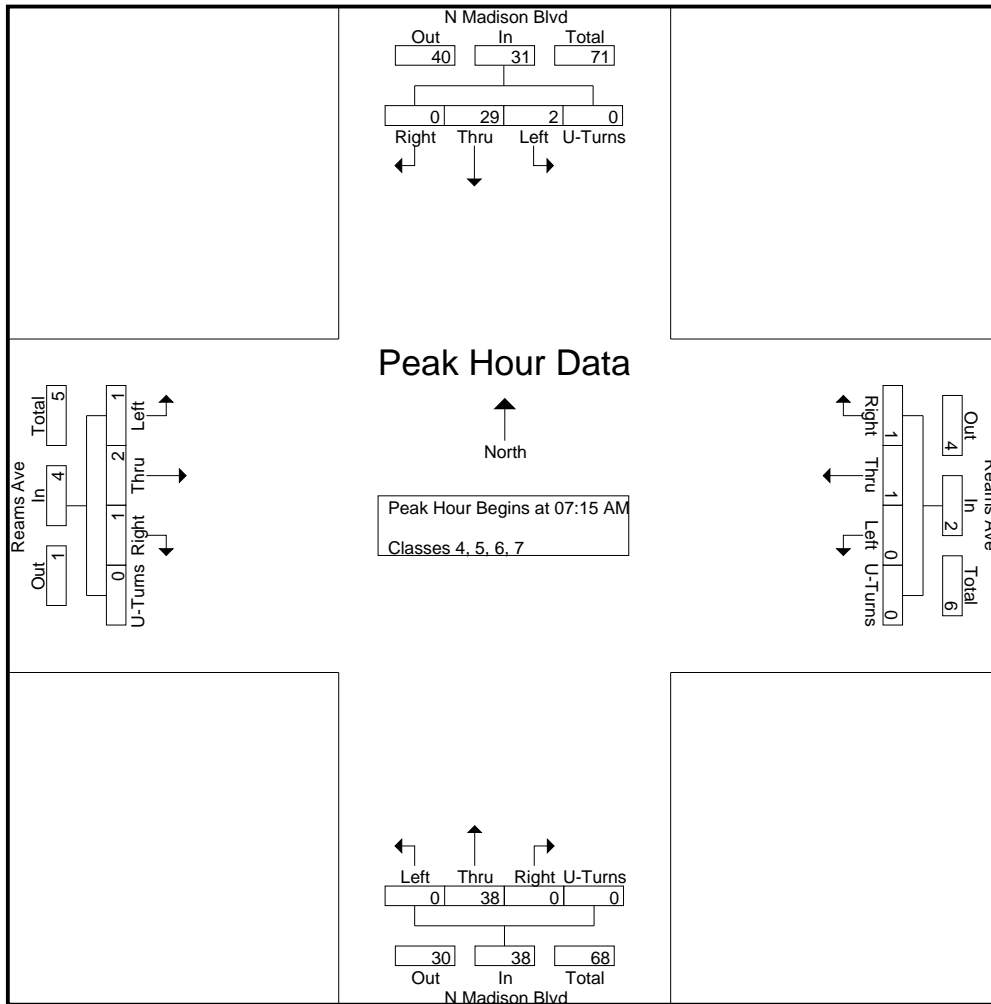


Quality Counts, LLC

920 Blairhill Rd, STE B106
Charlotte, NC 28217

File Name : 14473014 - N Madison Blvd & Reams Ave
Site Code : 14473014
Start Date : 8/30/2017
Page No : 3

Start Time	N Madison Blvd Southbound					Reams Ave Westbound					N Madison Blvd Northbound					Reams Ave Eastbound					Int. Total
	Right	Thru	Left	U-Turns	App. Total	Right	Thru	Left	U-Turns	App. Total	Right	Thru	Left	U-Turns	App. Total	Right	Thru	Left	U-Turns	App. Total	
Peak Hour Analysis From 06:00 AM to 09:45 AM - Peak 1 of 1																					
Peak Hour for Entire Intersection Begins at 07:15 AM																					
07:15 AM	0	4	0	0	4	1	0	0	0	1	0	7	0	0	7	0	0	0	0	0	12
07:30 AM	0	9	0	0	9	0	0	0	0	0	0	10	0	0	10	0	2	0	0	2	21
07:45 AM	0	9	0	0	9	0	1	0	0	1	0	11	0	0	11	1	0	1	0	2	23
08:00 AM	0	7	2	0	9	0	0	0	0	0	0	10	0	0	10	0	0	0	0	0	19
Total Volume	0	29	2	0	31	1	1	0	0	2	0	38	0	0	38	1	2	1	0	4	75
% App. Total	0	93.5	6.5	0		50	50	0	0		0	100	0	0		25	50	25	0		
PHF	.000	.806	.250	.000	.861	.250	.250	.000	.000	.500	.000	.864	.000	.000	.864	.250	.250	.250	.000	.500	.815



Quality Counts, LLC

920 Blairhill Rd, STE B106
Charlotte, NC 28217

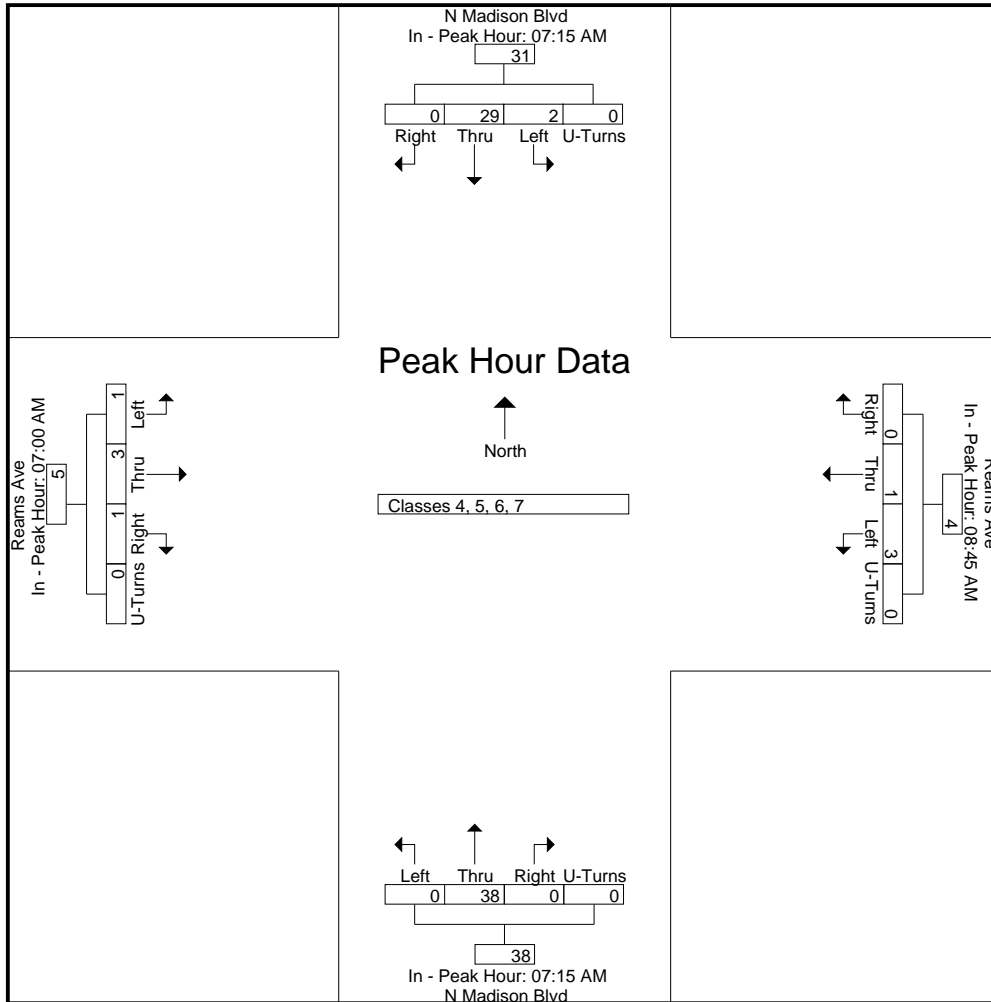
File Name : 14473014 - N Madison Blvd & Reams Ave
Site Code : 14473014
Start Date : 8/30/2017
Page No : 4

Start Time	N Madison Blvd Southbound					Reams Ave Westbound					N Madison Blvd Northbound					Reams Ave Eastbound					Int. Total
	Right	Thru	Left	U-Turns	App. Total	Right	Thru	Left	U-Turns	App. Total	Right	Thru	Left	U-Turns	App. Total	Right	Thru	Left	U-Turns	App. Total	

Peak Hour Analysis From 06:00 AM to 09:45 AM - Peak 1 of 1

Peak Hour for Each Approach Begins at:

	07:15 AM					08:45 AM					07:15 AM					07:00 AM				
+0 mins.	0	4	0	0	4	0	0	0	0	0	0	7	0	0	7	0	1	0	0	1
+15 mins.	0	9	0	0	9	0	1	0	0	1	0	10	0	0	10	0	0	0	0	0
+30 mins.	0	9	0	0	9	0	0	0	0	0	0	11	0	0	11	0	2	0	0	2
+45 mins.	0	7	2	0	9	0	0	3	0	3	0	10	0	0	10	1	0	1	0	2
Total Volume	0	29	2	0	31	0	1	3	0	4	0	38	0	0	38	1	3	1	0	5
% App. Total	0	93.5	6.5	0		0	25	75	0		0	100	0	0		20	60	20	0	
PHF	.000	.806	.250	.000	.861	.000	.250	.250	.000	.333	.000	.864	.000	.000	.864	.250	.375	.250	.000	.625

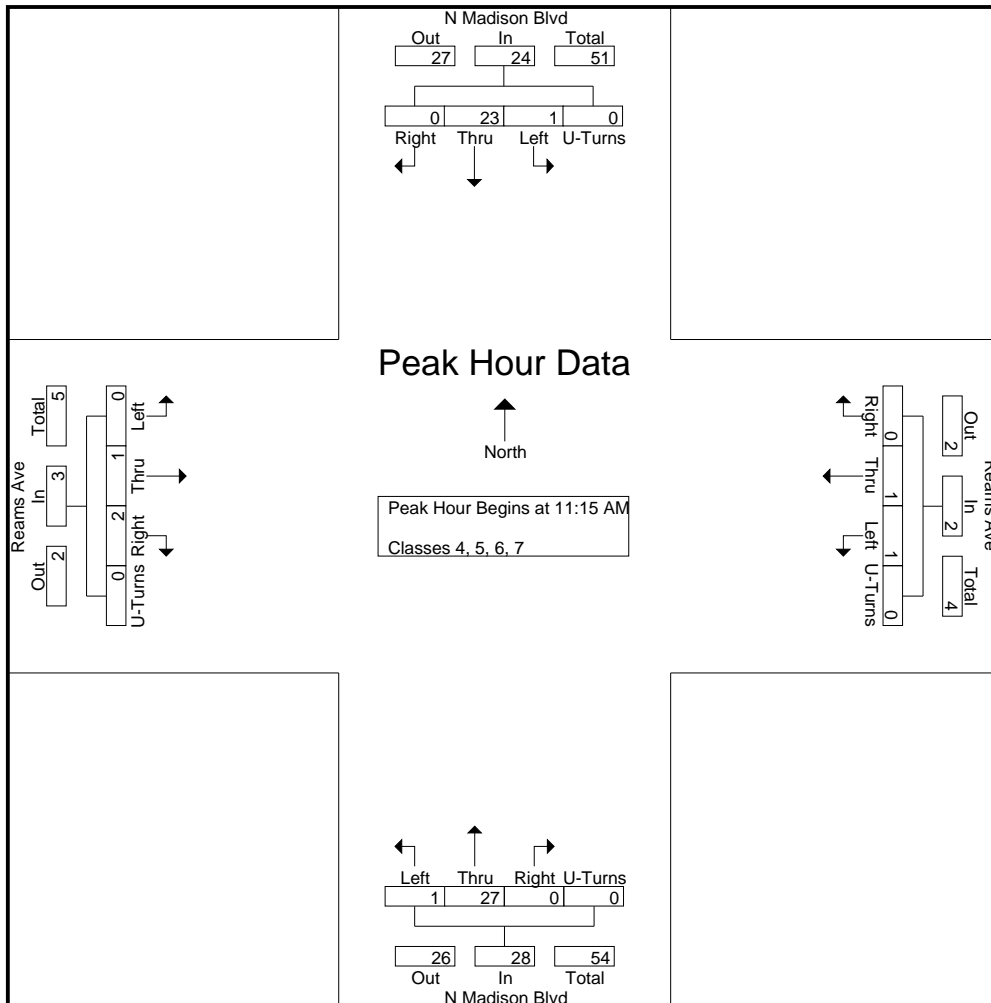


Quality Counts, LLC

920 Blairhill Rd, STE B106
Charlotte, NC 28217

File Name : 14473014 - N Madison Blvd & Reams Ave
Site Code : 14473014
Start Date : 8/30/2017
Page No : 5

Start Time	N Madison Blvd Southbound					Reams Ave Westbound					N Madison Blvd Northbound					Reams Ave Eastbound					Int. Total
	Right	Thru	Left	U-Turns	App. Total	Right	Thru	Left	U-Turns	App. Total	Right	Thru	Left	U-Turns	App. Total	Right	Thru	Left	U-Turns	App. Total	
Peak Hour Analysis From 10:00 AM to 02:45 PM - Peak 1 of 1																					
Peak Hour for Entire Intersection Begins at 11:15 AM																					
11:15 AM	0	7	1	0	8	0	1	0	0	1	0	9	0	0	9	2	0	0	0	2	20
11:30 AM	0	4	0	0	4	0	0	1	0	1	0	7	0	0	7	0	0	0	0	0	12
11:45 AM	0	6	0	0	6	0	0	0	0	0	0	6	0	0	6	0	0	0	0	0	12
12:00 PM	0	6	0	0	6	0	0	0	0	0	0	5	1	0	6	0	1	0	0	1	13
Total Volume	0	23	1	0	24	0	1	1	0	2	0	27	1	0	28	2	1	0	0	3	57
% App. Total	0	95.8	4.2	0		0	50	50	0		0	96.4	3.6	0		66.7	33.3	0	0		
PHF	.000	.821	.250	.000	.750	.000	.250	.250	.000	.500	.000	.750	.250	.000	.778	.250	.250	.000	.000	.375	.713



Quality Counts, LLC

920 Blairhill Rd, STE B106
Charlotte, NC 28217

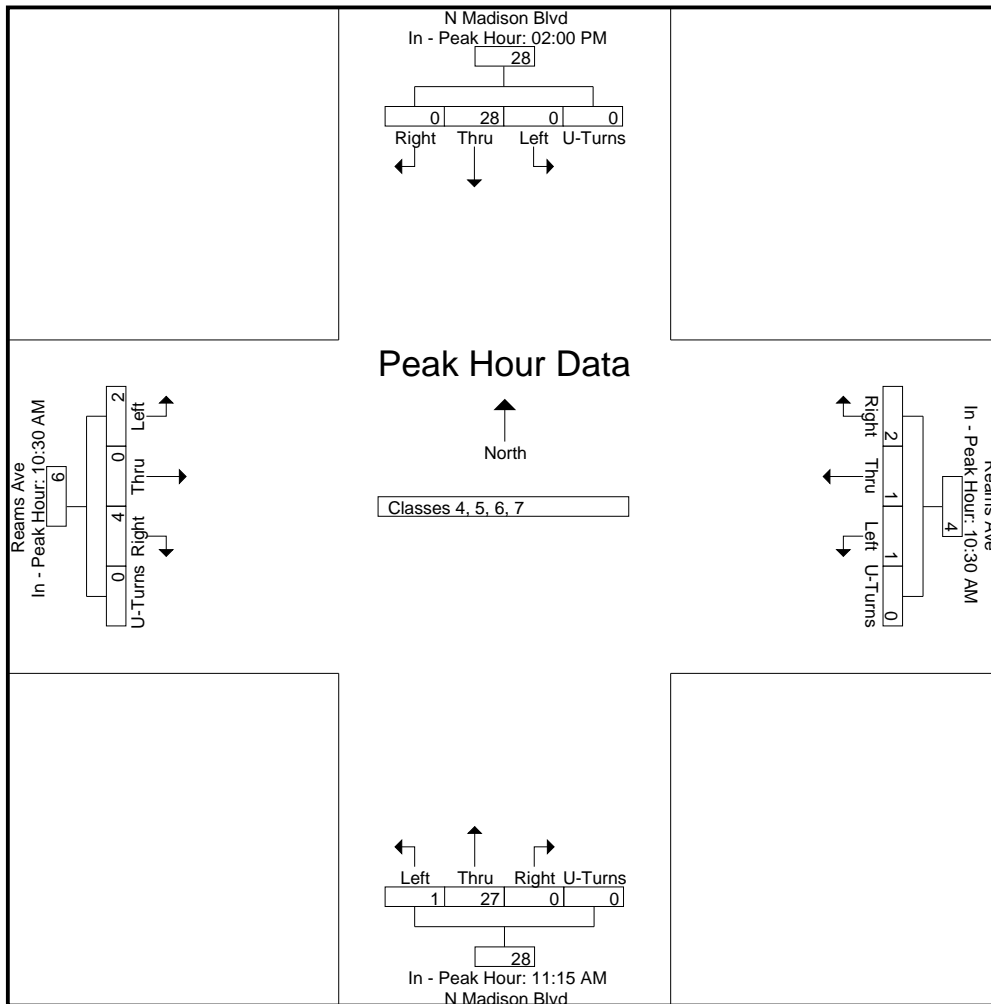
File Name : 14473014 - N Madison Blvd & Reams Ave
Site Code : 14473014
Start Date : 8/30/2017
Page No : 6

Start Time	N Madison Blvd Southbound					Reams Ave Westbound					N Madison Blvd Northbound					Reams Ave Eastbound					Int. Total
	Right	Thru	Left	U-Turns	App. Total	Right	Thru	Left	U-Turns	App. Total	Right	Thru	Left	U-Turns	App. Total	Right	Thru	Left	U-Turns	App. Total	

Peak Hour Analysis From 10:00 AM to 02:45 PM - Peak 1 of 1

Peak Hour for Each Approach Begins at:

	02:00 PM					10:30 AM					11:15 AM					10:30 AM				
+0 mins.	0	2	0	0	2	1	0	0	0	1	0	9	0	0	9	0	0	1	0	1
+15 mins.	0	5	0	0	5	0	0	1	0	1	0	7	0	0	7	2	0	0	0	2
+30 mins.	0	6	0	0	6	1	0	0	0	1	0	6	0	0	6	0	0	1	0	1
+45 mins.	0	15	0	0	15	0	1	0	0	1	0	5	1	0	6	2	0	0	0	2
Total Volume	0	28	0	0	28	2	1	1	0	4	0	27	1	0	28	4	0	2	0	6
% App. Total	0	100	0	0		50	25	25	0		0	96.4	3.6	0		66.7	0	33.3	0	
PHF	.000	.467	.000	.000	.467	.500	.250	.250	.000	1.000	.000	.750	.250	.000	.778	.500	.000	.500	.000	.750

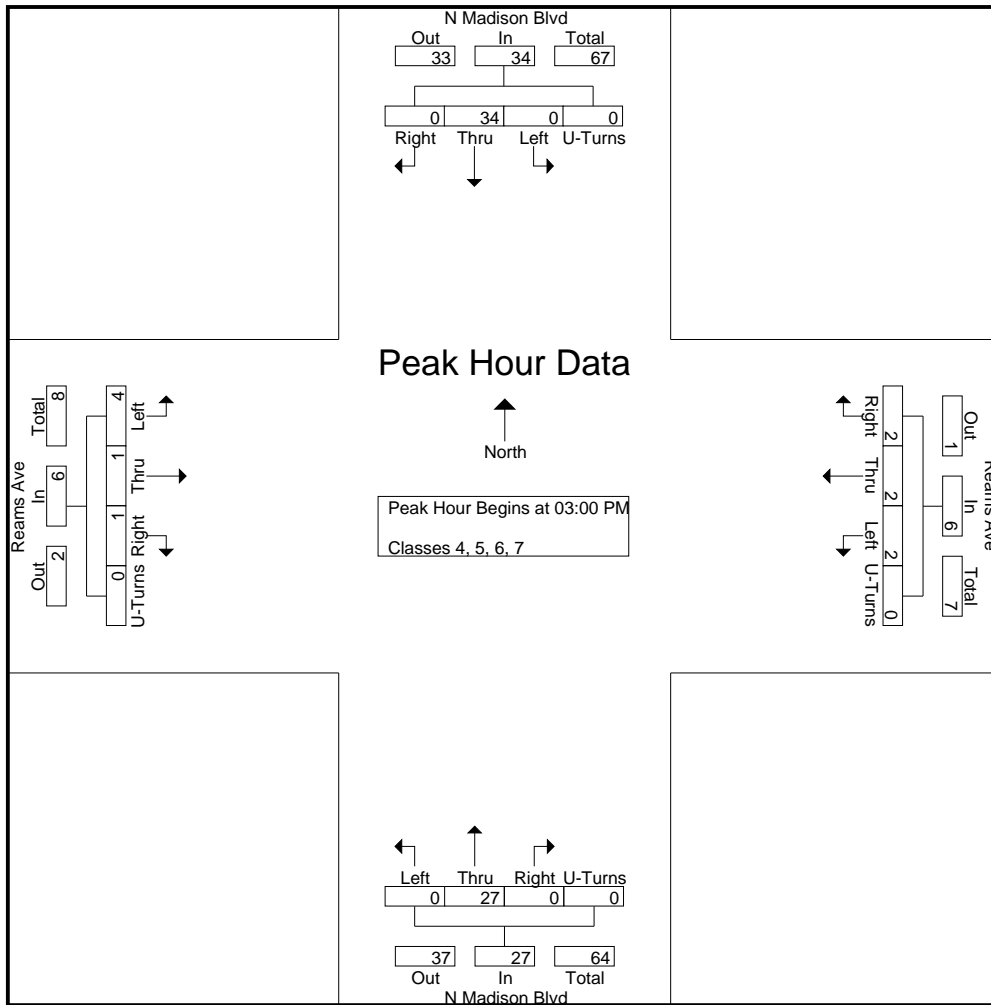


Quality Counts, LLC

920 Blairhill Rd, STE B106
Charlotte, NC 28217

File Name : 14473014 - N Madison Blvd & Reams Ave
Site Code : 14473014
Start Date : 8/30/2017
Page No : 7

Start Time	N Madison Blvd Southbound					Reams Ave Westbound					N Madison Blvd Northbound					Reams Ave Eastbound					Int. Total
	Right	Thru	Left	U-Turns	App. Total	Right	Thru	Left	U-Turns	App. Total	Right	Thru	Left	U-Turns	App. Total	Right	Thru	Left	U-Turns	App. Total	
Peak Hour Analysis From 03:00 PM to 06:45 PM - Peak 1 of 1																					
Peak Hour for Entire Intersection Begins at 03:00 PM																					
03:00 PM	0	19	0	0	19	0	0	0	0	0	0	8	0	0	8	1	0	1	0	2	29
03:15 PM	0	7	0	0	7	0	1	0	0	1	0	7	0	0	7	0	0	0	0	0	15
03:30 PM	0	7	0	0	7	2	0	0	0	2	0	4	0	0	4	0	1	2	0	3	16
03:45 PM	0	1	0	0	1	0	1	2	0	3	0	8	0	0	8	0	0	1	0	1	13
Total Volume	0	34	0	0	34	2	2	2	0	6	0	27	0	0	27	1	1	4	0	6	73
% App. Total	0	100	0	0		33.3	33.3	33.3	0		0	100	0	0		16.7	16.7	66.7	0		
PHF	.000	.447	.000	.000	.447	.250	.500	.250	.000	.500	.000	.844	.000	.000	.844	.250	.250	.500	.000	.500	.629



Quality Counts, LLC

920 Blairhill Rd, STE B106
Charlotte, NC 28217

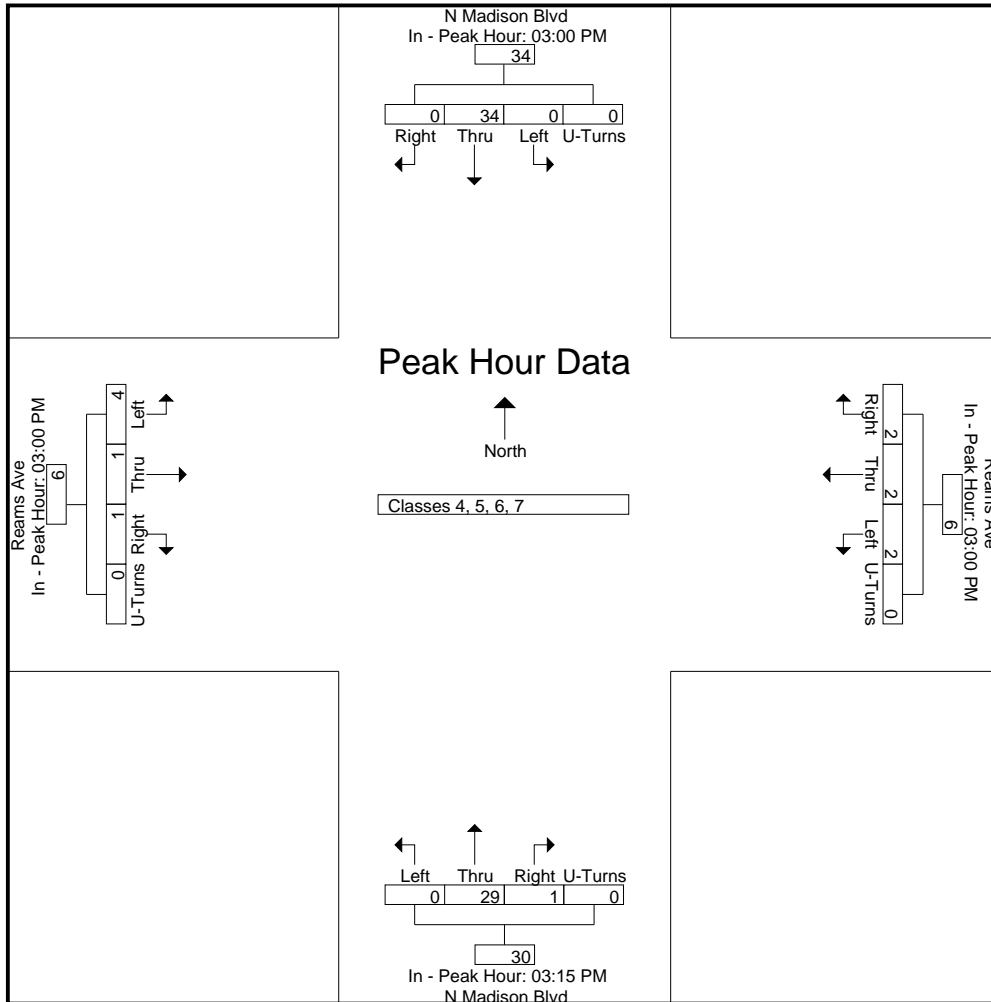
File Name : 14473014 - N Madison Blvd & Reams Ave
Site Code : 14473014
Start Date : 8/30/2017
Page No : 8

Start Time	N Madison Blvd Southbound					Reams Ave Westbound					N Madison Blvd Northbound					Reams Ave Eastbound					Int. Total
	Right	Thru	Left	U-Turns	App. Total	Right	Thru	Left	U-Turns	App. Total	Right	Thru	Left	U-Turns	App. Total	Right	Thru	Left	U-Turns	App. Total	

Peak Hour Analysis From 03:00 PM to 06:45 PM - Peak 1 of 1

Peak Hour for Each Approach Begins at:

	03:00 PM					03:00 PM					03:15 PM					03:00 PM									
+0 mins.	0	19	0	0	19	0	0	0	0	0	0	7	0	0	7	1	0	1	0	2	0	0	0	0	0
+15 mins.	0	7	0	0	7	0	1	0	0	1	0	4	0	0	4	0	0	0	0	0	0	1	2	0	3
+30 mins.	0	7	0	0	7	2	0	0	0	2	0	8	0	0	8	0	1	2	0	3	0	0	1	0	1
+45 mins.	0	1	0	0	1	0	1	2	0	3	1	10	0	0	11	0	0	1	0	1	0	0	1	0	1
Total Volume	0	34	0	0	34	2	2	2	0	6	1	29	0	0	30	1	1	4	0	6	16.7	16.7	66.7	0	6
% App. Total	0	100	0	0		33.3	33.3	33.3	0		3.3	96.7	0	0		16.7	16.7	66.7	0						
PHF	.000	.447	.000	.000	.447	.250	.500	.250	.000	.500	.250	.725	.000	.000	.682	.250	.250	.500	.000	.500					



Quality Counts, LLC

920 Blairhill Rd, STE B106
Charlotte, NC 28217

File Name : 14473014 - N Madison Blvd & Reams Ave

Site Code : 14473014

Start Date : 8/30/2017

Page No : 1

Groups Printed- Classes 8, 9, 10

Start Time	N Madison Blvd Southbound					Reams Ave Westbound					N Madison Blvd Northbound					Reams Ave Eastbound					Int. Total
	Right	Thru	Left	U-Turns	App. Total	Right	Thru	Left	U-Turns	App. Total	Right	Thru	Left	U-Turns	App. Total	Right	Thru	Left	U-Turns	App. Total	
06:00 AM	0	3	0	0	3	0	0	0	0	0	0	3	0	0	3	0	0	0	0	0	6
06:15 AM	0	3	0	0	3	0	0	0	0	0	0	4	0	0	4	0	0	0	0	0	7
06:30 AM	0	2	0	0	2	0	0	0	0	0	0	4	0	0	4	0	0	0	0	0	6
06:45 AM	0	5	0	0	5	0	0	0	0	0	0	4	0	0	4	0	0	0	0	0	9
Total	0	13	0	0	13	0	0	0	0	0	0	15	0	0	15	0	0	0	0	0	28
07:00 AM	0	4	0	0	4	0	0	0	0	0	0	2	0	0	2	0	0	0	0	0	6
07:15 AM	0	2	0	0	2	0	0	0	0	0	0	10	0	0	10	0	0	0	0	0	12
07:30 AM	0	5	0	0	5	0	0	0	0	0	0	6	0	0	6	0	0	0	0	0	11
07:45 AM	0	5	0	0	5	0	0	0	0	0	0	3	0	0	3	0	0	0	0	0	8
Total	0	16	0	0	16	0	0	0	0	0	0	21	0	0	21	0	0	0	0	0	37
08:00 AM	0	8	0	0	8	0	0	0	0	0	0	6	0	0	6	0	0	0	0	0	14
08:15 AM	0	5	0	0	5	0	0	0	0	0	0	4	0	0	4	0	0	0	0	0	9
08:30 AM	0	7	0	0	7	0	0	0	0	0	0	7	0	0	7	0	0	0	0	0	14
08:45 AM	0	8	0	0	8	0	0	0	0	0	0	8	0	0	8	0	0	0	0	0	16
Total	0	28	0	0	28	0	0	0	0	0	0	25	0	0	25	0	0	0	0	0	53
09:00 AM	0	9	0	0	9	0	0	0	0	0	0	2	0	0	2	0	0	0	0	0	11
09:15 AM	0	6	0	0	6	0	0	0	0	0	0	7	0	0	7	0	0	0	0	0	13
09:30 AM	0	5	0	0	5	0	0	0	0	0	0	11	0	0	11	0	0	0	0	0	16
09:45 AM	0	4	0	0	4	0	0	0	0	0	0	3	0	0	3	0	0	0	0	0	7
Total	0	24	0	0	24	0	0	0	0	0	0	23	0	0	23	0	0	0	0	0	47
10:00 AM	0	5	0	0	5	0	0	1	0	1	0	10	0	0	10	0	0	0	0	0	16
10:15 AM	0	6	0	0	6	0	0	1	0	1	0	6	0	0	6	1	0	0	0	1	14
10:30 AM	0	6	0	0	6	0	0	0	0	0	0	2	0	0	2	0	0	0	0	0	8
10:45 AM	0	5	0	0	5	0	0	0	0	0	0	6	0	0	6	0	0	0	0	0	11
Total	0	22	0	0	22	0	0	2	0	2	0	24	0	0	24	1	0	0	0	1	49
11:00 AM	0	5	0	0	5	0	0	0	0	0	0	7	0	0	7	0	0	0	0	0	12
11:15 AM	0	7	0	0	7	0	0	0	0	0	0	10	0	0	10	0	0	0	0	0	17
11:30 AM	0	2	0	0	2	0	0	0	0	0	0	6	0	0	6	0	0	0	0	0	8
11:45 AM	0	5	0	0	5	0	0	0	0	0	0	4	0	0	4	0	0	0	0	0	9
Total	0	19	0	0	19	0	0	0	0	0	0	27	0	0	27	0	0	0	0	0	46
12:00 PM	0	2	0	0	2	0	0	0	0	0	0	5	0	0	5	0	0	0	0	0	7
12:15 PM	0	3	0	0	3	0	0	0	0	0	0	7	0	0	7	0	0	0	0	0	10
12:30 PM	0	7	0	0	7	0	1	0	0	1	0	5	0	0	5	0	0	0	0	0	13
12:45 PM	0	4	0	0	4	0	0	0	0	0	0	8	0	0	8	0	0	0	0	0	12
Total	0	16	0	0	16	0	1	0	0	1	0	25	0	0	25	0	0	0	0	0	42
01:00 PM	0	4	0	0	4	0	0	0	0	0	0	10	0	0	10	0	0	0	0	0	14
01:15 PM	0	2	0	0	2	0	0	0	0	0	0	2	0	0	2	0	0	0	0	0	4
01:30 PM	0	4	0	0	4	0	0	0	0	0	0	10	0	0	10	0	0	0	0	0	14
01:45 PM	0	6	0	0	6	0	0	0	0	0	0	5	0	0	5	0	0	0	0	0	11
Total	0	16	0	0	16	0	0	0	0	0	0	27	0	0	27	0	0	0	0	0	43
02:00 PM	0	2	0	0	2	0	0	0	0	0	0	7	0	0	7	0	0	0	0	0	9
02:15 PM	0	5	0	0	5	0	0	0	0	0	0	3	0	0	3	0	0	0	0	0	8
02:30 PM	0	6	0	0	6	0	0	0	0	0	0	5	0	0	5	0	0	0	0	0	11
02:45 PM	0	7	0	0	7	0	0	0	0	0	0	7	0	0	7	0	0	0	0	0	14
Total	0	20	0	0	20	0	0	0	0	0	0	22	0	0	22	0	0	0	0	0	42
03:00 PM	0	3	0	0	3	0	0	0	0	0	0	5	0	0	5	0	0	0	0	0	8
03:15 PM	0	4	0	0	4	0	0	0	0	0	0	7	0	0	7	0	0	0	0	0	11
03:30 PM	0	2	0	0	2	0	0	0	0	0	0	9	0	0	9	0	0	0	0	0	11
03:45 PM	0	6	0	0	6	0	0	0	0	0	1	3	0	0	4	0	0	0	0	0	10
Total	0	15	0	0	15	0	0	0	0	0	1	24	0	0	25	0	0	0	0	0	40

Quality Counts, LLC

920 Blairhill Rd, STE B106
Charlotte, NC 28217

File Name : 14473014 - N Madison Blvd & Reams Ave

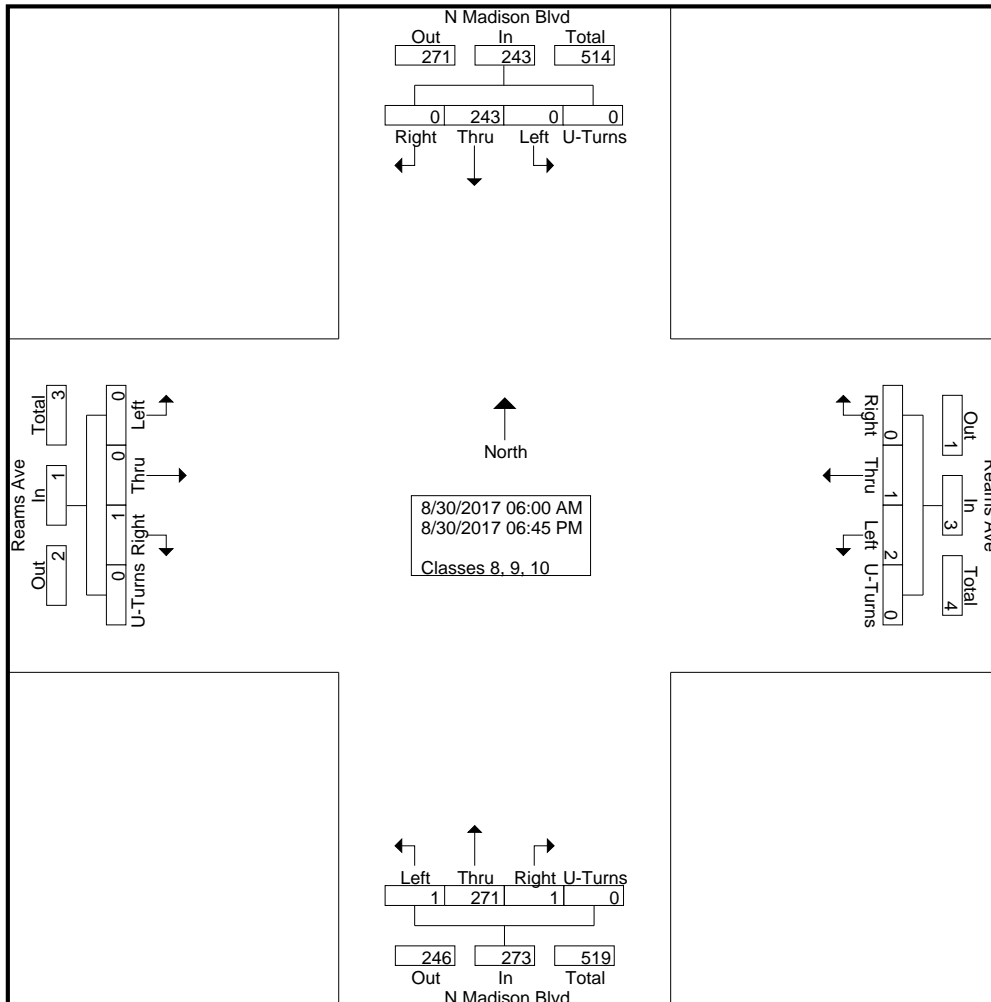
Site Code : 14473014

Start Date : 8/30/2017

Page No : 2

Groups Printed- Classes 8, 9, 10

Start Time	N Madison Blvd Southbound					Reams Ave Westbound					N Madison Blvd Northbound					Reams Ave Eastbound					Int. Total
	Right	Thru	Left	U-Turns	App. Total	Right	Thru	Left	U-Turns	App. Total	Right	Thru	Left	U-Turns	App. Total	Right	Thru	Left	U-Turns	App. Total	
04:00 PM	0	2	0	0	2	0	0	0	0	0	0	4	0	0	4	0	0	0	0	0	0
04:15 PM	0	4	0	0	4	0	0	0	0	0	0	9	0	0	9	0	0	0	0	0	0
04:30 PM	0	5	0	0	5	0	0	0	0	0	0	2	0	0	2	0	0	0	0	0	0
04:45 PM	0	6	0	0	6	0	0	0	0	0	0	6	0	0	6	0	0	0	0	0	0
Total	0	17	0	0	17	0	0	0	0	0	0	21	0	0	21	0	0	0	0	0	38
05:00 PM	0	9	0	0	9	0	0	0	0	0	0	4	0	0	4	0	0	0	0	0	13
05:15 PM	0	7	0	0	7	0	0	0	0	0	0	4	0	0	4	0	0	0	0	0	11
05:30 PM	0	5	0	0	5	0	0	0	0	0	0	2	0	0	2	0	0	0	0	0	7
05:45 PM	0	0	0	0	0	0	0	0	0	0	0	2	1	0	3	0	0	0	0	0	3
Total	0	21	0	0	21	0	0	0	0	0	0	12	1	0	13	0	0	0	0	0	34
06:00 PM	0	5	0	0	5	0	0	0	0	0	0	1	0	0	1	0	0	0	0	0	6
06:15 PM	0	5	0	0	5	0	0	0	0	0	0	1	0	0	1	0	0	0	0	0	6
06:30 PM	0	2	0	0	2	0	0	0	0	0	0	1	0	0	1	0	0	0	0	0	3
06:45 PM	0	4	0	0	4	0	0	0	0	0	0	2	0	0	2	0	0	0	0	0	6
Total	0	16	0	0	16	0	0	0	0	0	0	5	0	0	5	0	0	0	0	0	21
Grand Total	0	243	0	0	243	0	1	2	0	3	1	271	1	0	273	1	0	0	0	1	520
Apprch %	0	100	0	0		0	33.3	66.7	0		0.4	99.3	0.4	0		100	0	0	0		
Total %	0	46.7	0	0	46.7	0	0.2	0.4	0	0.6	0.2	52.1	0.2	0	52.5	0.2	0	0	0	0.2	

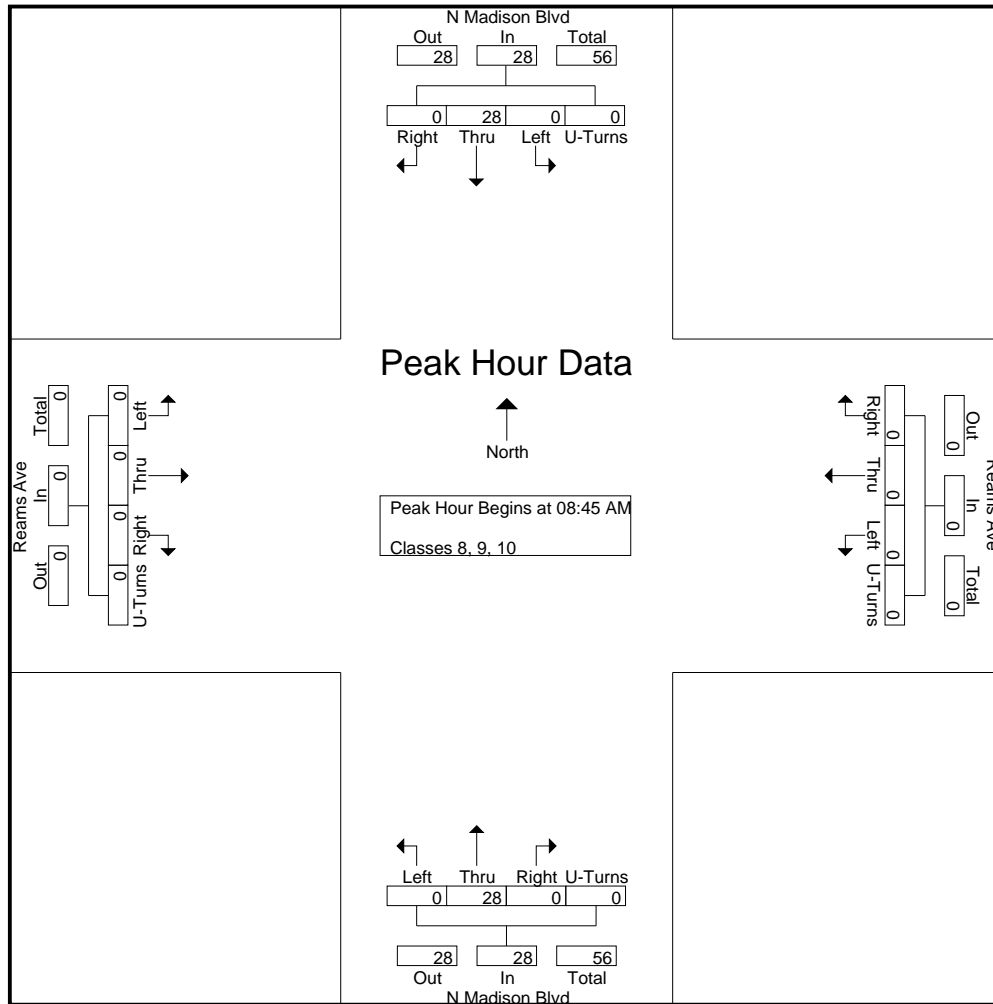


Quality Counts, LLC

920 Blairhill Rd, STE B106
Charlotte, NC 28217

File Name : 14473014 - N Madison Blvd & Reams Ave
Site Code : 14473014
Start Date : 8/30/2017
Page No : 3

Start Time	N Madison Blvd Southbound					Reams Ave Westbound					N Madison Blvd Northbound					Reams Ave Eastbound					Int. Total
	Right	Thru	Left	U-Turns	App. Total	Right	Thru	Left	U-Turns	App. Total	Right	Thru	Left	U-Turns	App. Total	Right	Thru	Left	U-Turns	App. Total	
Peak Hour Analysis From 06:00 AM to 09:45 AM - Peak 1 of 1																					
Peak Hour for Entire Intersection Begins at 08:45 AM																					
08:45 AM	0	8	0	0	8	0	0	0	0	0	0	8	0	0	8	0	0	0	0	0	16
09:00 AM	0	9	0	0	9	0	0	0	0	0	0	2	0	2	0	0	0	0	0	0	11
09:15 AM	0	6	0	0	6	0	0	0	0	0	0	7	0	7	0	0	0	0	0	0	13
09:30 AM	0	5	0	0	5	0	0	0	0	0	0	11	0	11	0	0	0	0	0	0	16
Total Volume	0	28	0	0	28	0	0	0	0	0	0	28	0	28	0	0	0	0	0	0	56
% App. Total	0	100	0	0		0	0	0	0		0	100	0	0		0	0	0	0		
PHF	.000	.778	.000	.000	.778	.000	.000	.000	.000	.000	.000	.636	.000	.000	.636	.000	.000	.000	.000	.000	.875



Quality Counts, LLC

920 Blairhill Rd, STE B106
Charlotte, NC 28217

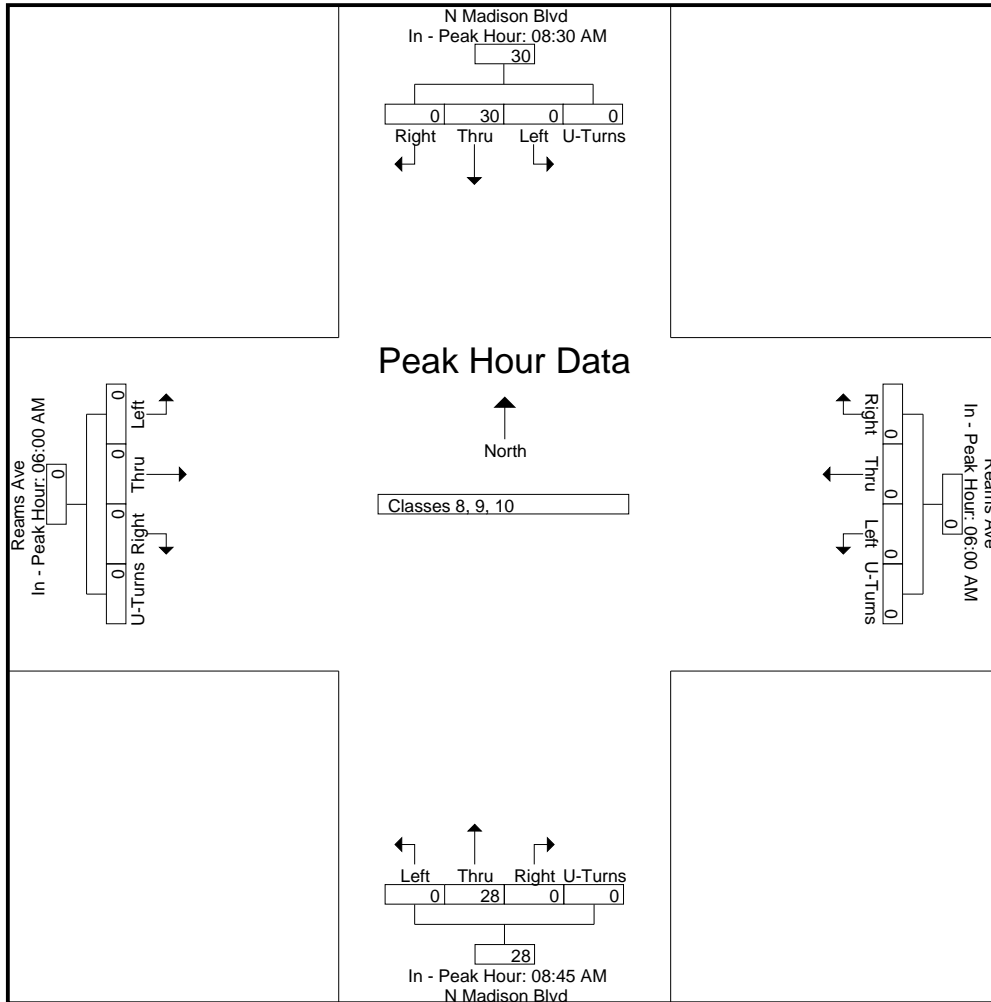
File Name : 14473014 - N Madison Blvd & Reams Ave
Site Code : 14473014
Start Date : 8/30/2017
Page No : 4

Start Time	N Madison Blvd Southbound					Reams Ave Westbound					N Madison Blvd Northbound					Reams Ave Eastbound					Int. Total
	Right	Thru	Left	U-Turns	App. Total	Right	Thru	Left	U-Turns	App. Total	Right	Thru	Left	U-Turns	App. Total	Right	Thru	Left	U-Turns	App. Total	

Peak Hour Analysis From 06:00 AM to 09:45 AM - Peak 1 of 1

Peak Hour for Each Approach Begins at:

	08:30 AM					06:00 AM					08:45 AM					06:00 AM				
+0 mins.	0	7	0	0	7	0	0	0	0	0	0	8	0	0	8	0	0	0	0	0
+15 mins.	0	8	0	0	8	0	0	0	0	0	0	2	0	0	2	0	0	0	0	0
+30 mins.	0	9	0	0	9	0	0	0	0	0	0	7	0	0	7	0	0	0	0	0
+45 mins.	0	6	0	0	6	0	0	0	0	0	0	11	0	0	11	0	0	0	0	0
Total Volume	0	30	0	0	30	0	0	0	0	0	0	28	0	0	28	0	0	0	0	0
% App. Total	0	100	0	0		0	0	0	0		0	100	0	0		0	0	0	0	
PHF	.000	.833	.000	.000	.833	.000	.000	.000	.000	.000	.000	.636	.000	.000	.636	.000	.000	.000	.000	.000

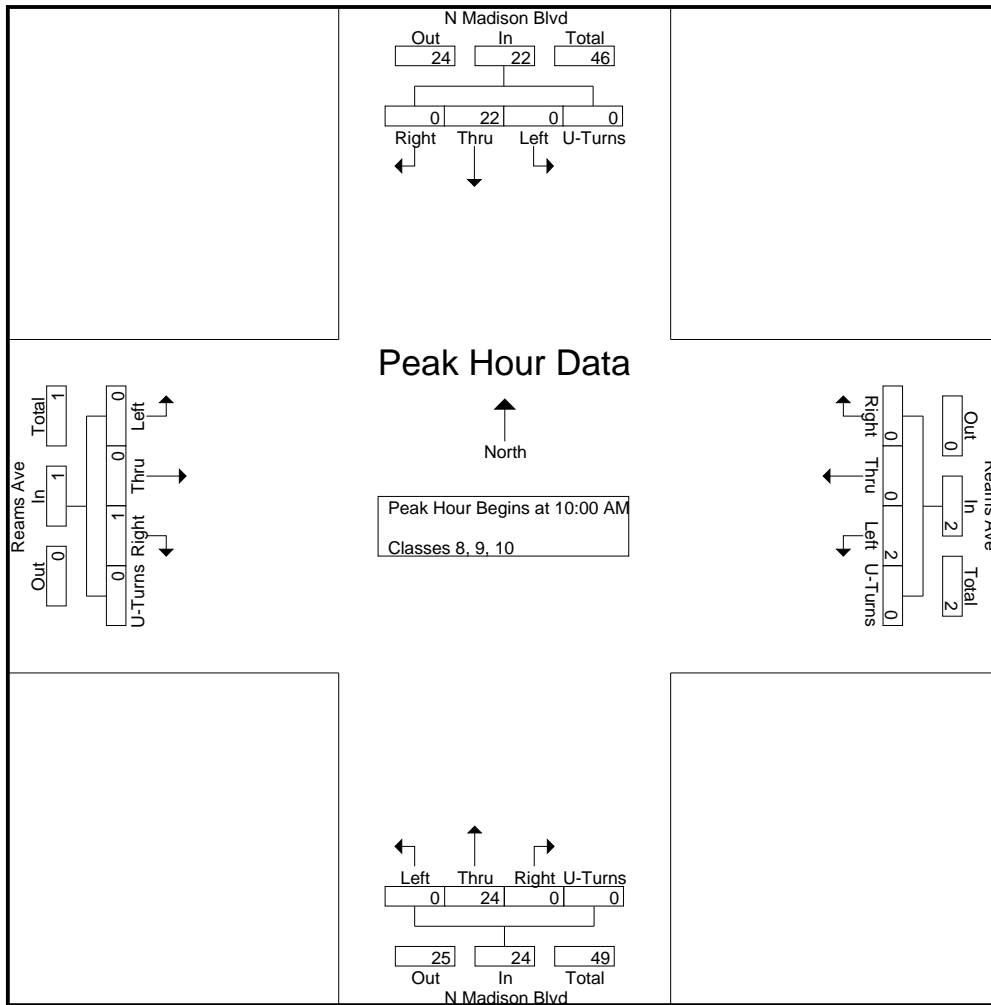


Quality Counts, LLC

920 Blairhill Rd, STE B106
Charlotte, NC 28217

File Name : 14473014 - N Madison Blvd & Reams Ave
Site Code : 14473014
Start Date : 8/30/2017
Page No : 5

Start Time	N Madison Blvd Southbound					Reams Ave Westbound					N Madison Blvd Northbound					Reams Ave Eastbound					Int. Total
	Right	Thru	Left	U-Turns	App. Total	Right	Thru	Left	U-Turns	App. Total	Right	Thru	Left	U-Turns	App. Total	Right	Thru	Left	U-Turns	App. Total	
Peak Hour Analysis From 10:00 AM to 02:45 PM - Peak 1 of 1																					
Peak Hour for Entire Intersection Begins at 10:00 AM																					
10:00 AM	0	5	0	0	5	0	0	1	0	1	0	10	0	0	10	0	0	0	0	0	16
10:15 AM	0	6	0	0	6	0	0	1	0	1	0	6	0	0	6	1	0	0	0	1	14
10:30 AM	0	6	0	0	6	0	0	0	0	0	0	2	0	0	2	0	0	0	0	0	8
10:45 AM	0	5	0	0	5	0	0	0	0	0	0	6	0	0	6	0	0	0	0	0	11
Total Volume	0	22	0	0	22	0	0	2	0	2	0	24	0	0	24	1	0	0	0	1	49
% App. Total	0	100	0	0		0	0	100	0		0	100	0	0		100	0	0	0		
PHF	.000	.917	.000	.000	.917	.000	.000	.500	.000	.500	.000	.600	.000	.000	.600	.250	.000	.000	.000	.250	.766



Quality Counts, LLC

920 Blairhill Rd, STE B106
Charlotte, NC 28217

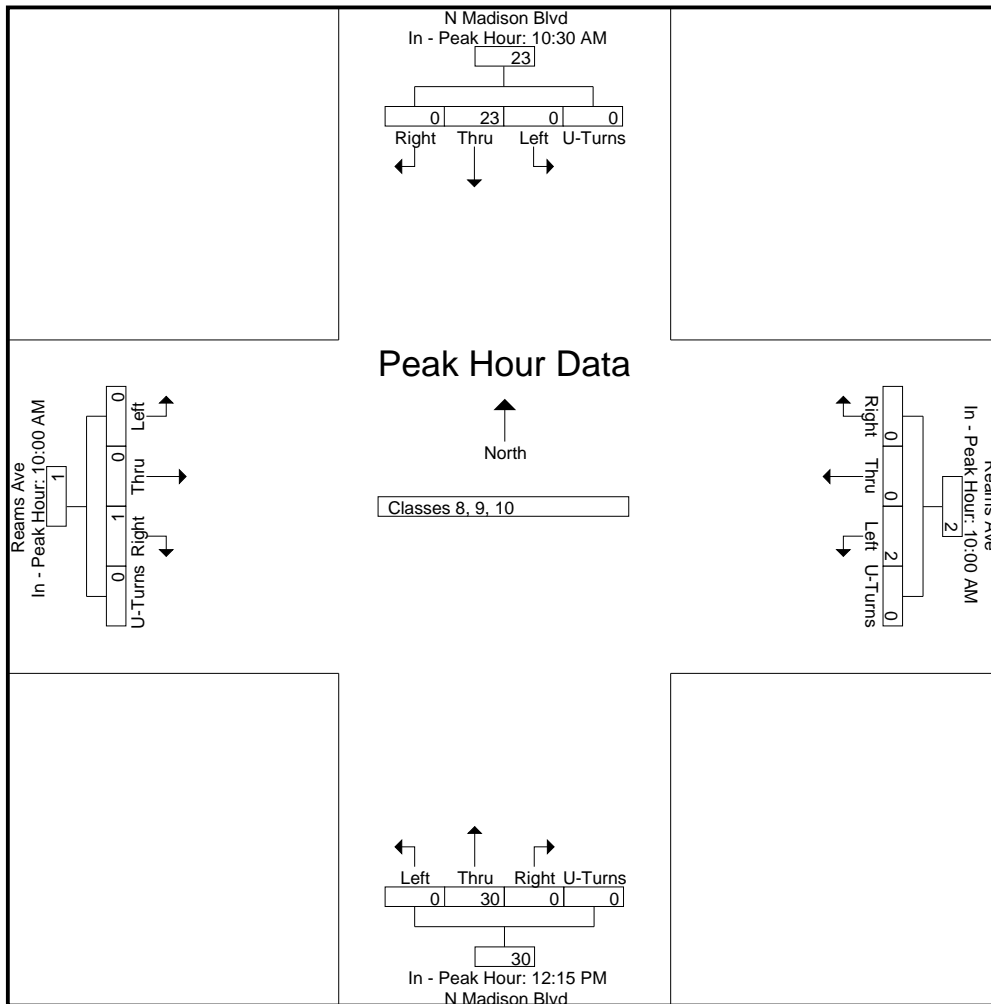
File Name : 14473014 - N Madison Blvd & Reams Ave
Site Code : 14473014
Start Date : 8/30/2017
Page No : 6

Start Time	N Madison Blvd Southbound					Reams Ave Westbound					N Madison Blvd Northbound					Reams Ave Eastbound					Int. Total
	Right	Thru	Left	U-Turns	App. Total	Right	Thru	Left	U-Turns	App. Total	Right	Thru	Left	U-Turns	App. Total	Right	Thru	Left	U-Turns	App. Total	

Peak Hour Analysis From 10:00 AM to 02:45 PM - Peak 1 of 1

Peak Hour for Each Approach Begins at:

	10:30 AM					10:00 AM					12:15 PM					10:00 AM				
+0 mins.	0	6	0	0	6	0	0	1	0	1	0	7	0	0	7	0	0	0	0	0
+15 mins.	0	5	0	0	5	0	0	1	0	1	0	5	0	0	5	1	0	0	0	1
+30 mins.	0	5	0	0	5	0	0	0	0	0	0	8	0	0	8	0	0	0	0	0
+45 mins.	0	7	0	0	7	0	0	0	0	0	0	10	0	0	10	0	0	0	0	0
Total Volume	0	23	0	0	23	0	0	2	0	2	0	30	0	0	30	1	0	0	0	1
% App. Total	0	100	0	0		0	0	100	0		0	100	0	0		100	0	0	0	
PHF	.000	.821	.000	.000	.821	.000	.000	.500	.000	.500	.000	.750	.000	.000	.750	.250	.000	.000	.000	.250



Quality Counts, LLC

920 Blairhill Rd, STE B106
Charlotte, NC 28217

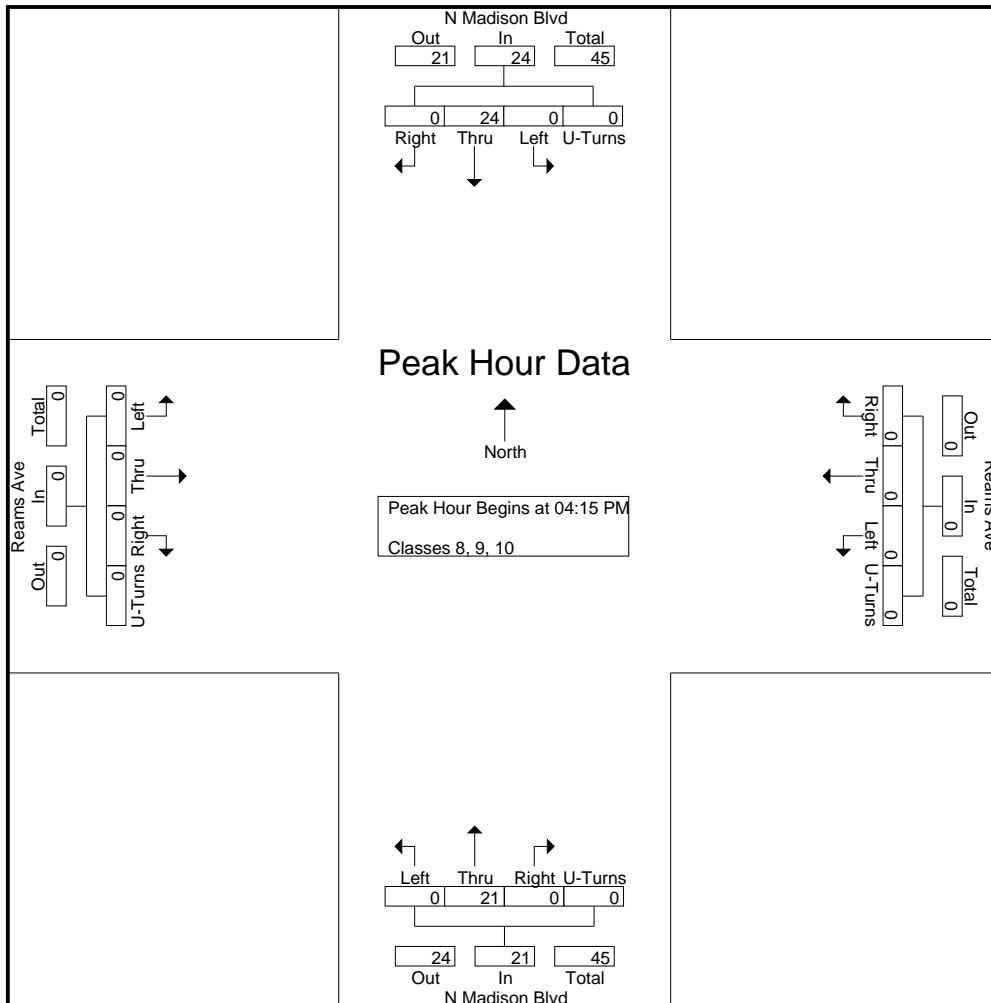
File Name : 14473014 - N Madison Blvd & Reams Ave

Site Code : 14473014

Start Date : 8/30/2017

Page No : 7

Start Time	N Madison Blvd Southbound					Reams Ave Westbound					N Madison Blvd Northbound					Reams Ave Eastbound					Int. Total	
	Right	Thru	Left	U-Turns	App. Total	Right	Thru	Left	U-Turns	App. Total	Right	Thru	Left	U-Turns	App. Total	Right	Thru	Left	U-Turns	App. Total		
Peak Hour Analysis From 03:00 PM to 06:45 PM - Peak 1 of 1																						
Peak Hour for Entire Intersection Begins at 04:15 PM																						
04:15 PM	0	4	0	0	4	0	0	0	0	0	0	9	0	0	9	0	0	0	0	0	0	13
04:30 PM	0	5	0	0	5	0	0	0	0	0	0	2	0	0	2	0	0	0	0	0	0	7
04:45 PM	0	6	0	0	6	0	0	0	0	0	0	6	0	0	6	0	0	0	0	0	0	12
05:00 PM	0	9	0	0	9	0	0	0	0	0	0	4	0	0	4	0	0	0	0	0	0	13
Total Volume	0	24	0	0	24	0	0	0	0	0	0	21	0	0	21	0	0	0	0	0	0	45
% App. Total	0	100	0	0		0	0	0	0		0	100	0	0		0	0	0	0		0	
PHF	.000	.667	.000	.000	.667	.000	.000	.000	.000	.000	.000	.583	.000	.000	.583	.000	.000	.000	.000	.000	.000	.865



Quality Counts, LLC

920 Blairhill Rd, STE B106
Charlotte, NC 28217

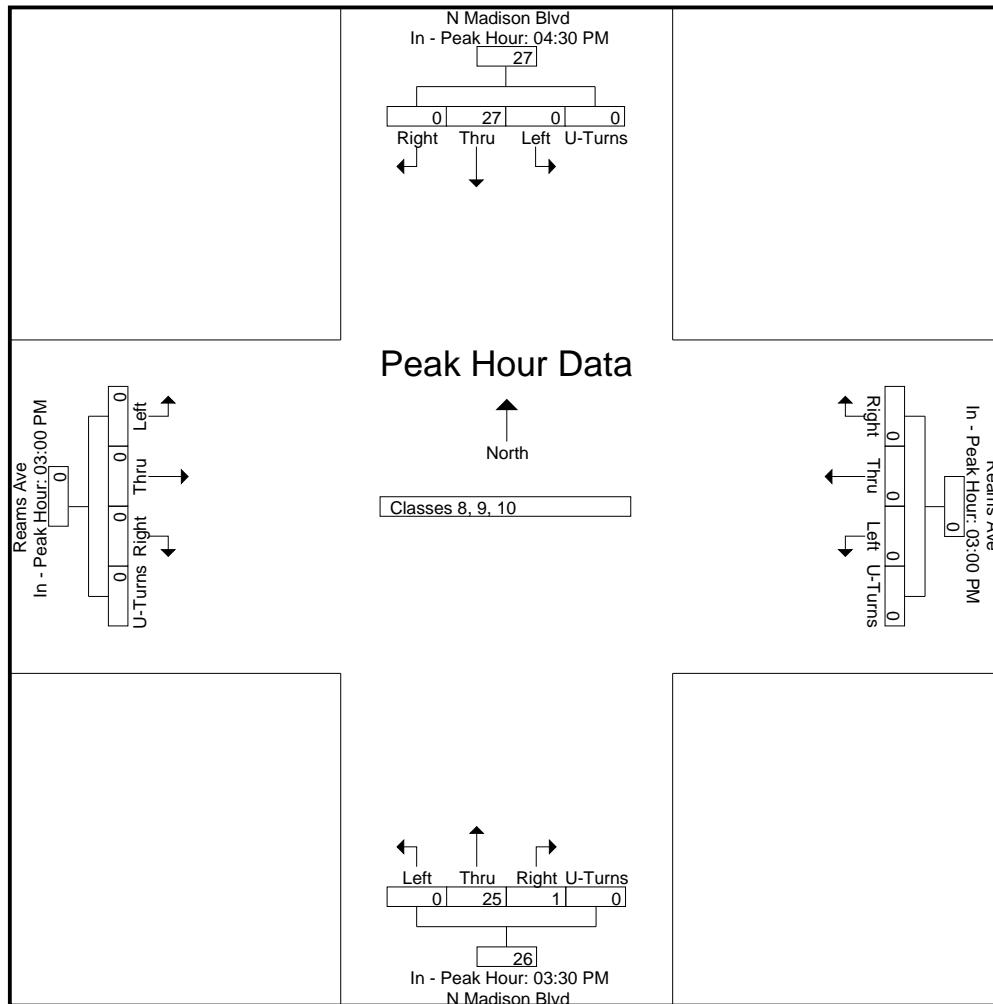
File Name : 14473014 - N Madison Blvd & Reams Ave
Site Code : 14473014
Start Date : 8/30/2017
Page No : 8

Start Time	N Madison Blvd Southbound					Reams Ave Westbound					N Madison Blvd Northbound					Reams Ave Eastbound					Int. Total
	Right	Thru	Left	U-Turns	App. Total	Right	Thru	Left	U-Turns	App. Total	Right	Thru	Left	U-Turns	App. Total	Right	Thru	Left	U-Turns	App. Total	

Peak Hour Analysis From 03:00 PM to 06:45 PM - Peak 1 of 1

Peak Hour for Each Approach Begins at:

	04:30 PM					03:00 PM					03:30 PM					03:00 PM				
+0 mins.	0	5	0	0	5	0	0	0	0	0	0	9	0	0	9	0	0	0	0	0
+15 mins.	0	6	0	0	6	0	0	0	0	0	1	3	0	0	4	0	0	0	0	0
+30 mins.	0	9	0	0	9	0	0	0	0	0	0	4	0	0	4	0	0	0	0	0
+45 mins.	0	7	0	0	7	0	0	0	0	0	0	9	0	0	9	0	0	0	0	0
Total Volume	0	27	0	0	27	0	0	0	0	0	1	25	0	0	26	0	0	0	0	0
% App. Total	0	100	0	0		0	0	0	0		3.8	96.2	0	0		0	0	0	0	
PHF	.000	.750	.000	.000	.750	.000	.000	.000	.000	.000	.250	.694	.000	.000	.722	.000	.000	.000	.000	.000



Quality Counts, LLC

920 Blairhill Rd, STE B106
Charlotte, NC 28217

File Name : 14473014 - N Madison Blvd & Reams Ave

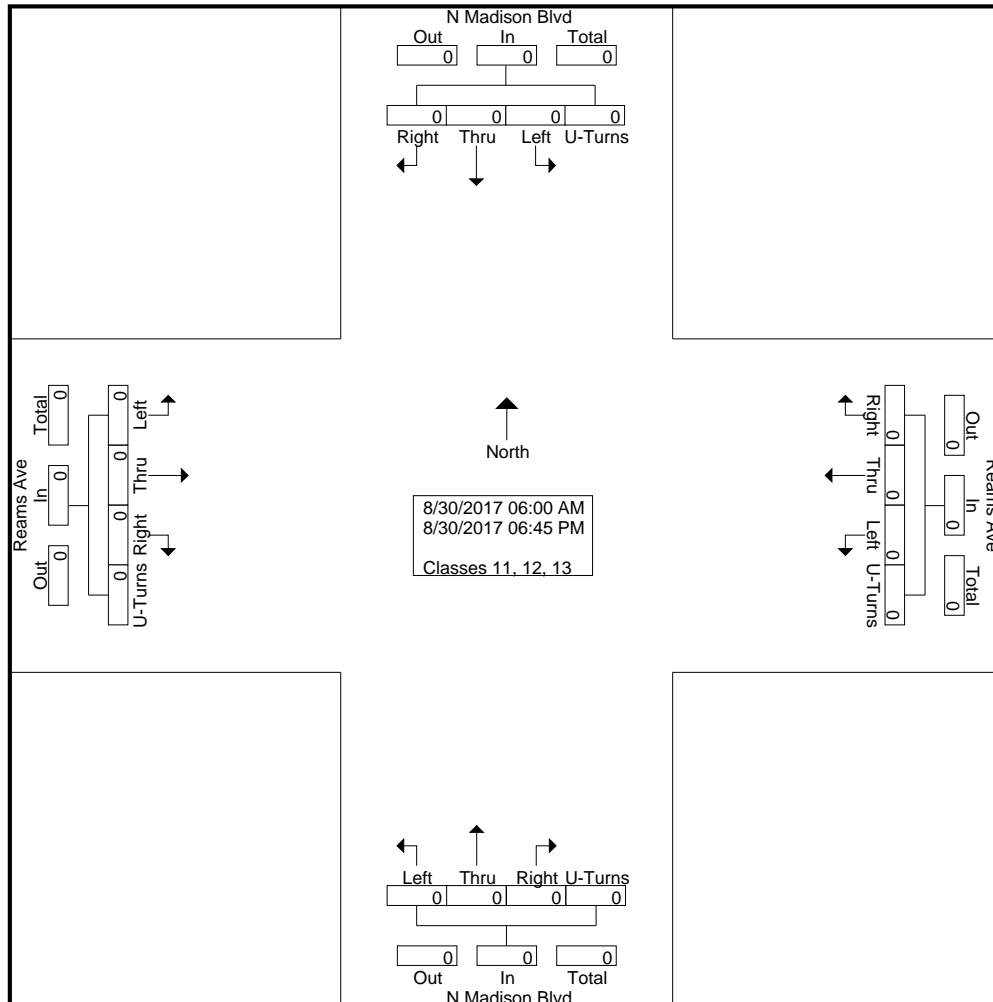
Site Code : 14473014

Start Date : 8/30/2017

Page No : 2

Groups Printed- Classes 11, 12, 13

Start Time	N Madison Blvd Southbound					Reams Ave Westbound					N Madison Blvd Northbound					Reams Ave Eastbound					Int. Total					
	Right	Thru	Left	U-Turns	App. Total	Right	Thru	Left	U-Turns	App. Total	Right	Thru	Left	U-Turns	App. Total	Right	Thru	Left	U-Turns	App. Total						
04:00 PM	0	0	0	0	0	0	0	0	0	0	0	0	0	0	0	0	0	0	0	0	0	0	0	0	0	0
04:15 PM	0	0	0	0	0	0	0	0	0	0	0	0	0	0	0	0	0	0	0	0	0	0	0	0	0	0
04:30 PM	0	0	0	0	0	0	0	0	0	0	0	0	0	0	0	0	0	0	0	0	0	0	0	0	0	0
04:45 PM	0	0	0	0	0	0	0	0	0	0	0	0	0	0	0	0	0	0	0	0	0	0	0	0	0	0
Total	0	0	0	0	0	0	0	0	0	0	0	0	0	0	0	0	0	0	0	0	0	0	0	0	0	0
05:00 PM	0	0	0	0	0	0	0	0	0	0	0	0	0	0	0	0	0	0	0	0	0	0	0	0	0	0
05:15 PM	0	0	0	0	0	0	0	0	0	0	0	0	0	0	0	0	0	0	0	0	0	0	0	0	0	0
05:30 PM	0	0	0	0	0	0	0	0	0	0	0	0	0	0	0	0	0	0	0	0	0	0	0	0	0	0
05:45 PM	0	0	0	0	0	0	0	0	0	0	0	0	0	0	0	0	0	0	0	0	0	0	0	0	0	0
Total	0	0	0	0	0	0	0	0	0	0	0	0	0	0	0	0	0	0	0	0	0	0	0	0	0	0
06:00 PM	0	0	0	0	0	0	0	0	0	0	0	0	0	0	0	0	0	0	0	0	0	0	0	0	0	0
06:15 PM	0	0	0	0	0	0	0	0	0	0	0	0	0	0	0	0	0	0	0	0	0	0	0	0	0	0
06:30 PM	0	0	0	0	0	0	0	0	0	0	0	0	0	0	0	0	0	0	0	0	0	0	0	0	0	0
06:45 PM	0	0	0	0	0	0	0	0	0	0	0	0	0	0	0	0	0	0	0	0	0	0	0	0	0	0
Total	0	0	0	0	0	0	0	0	0	0	0	0	0	0	0	0	0	0	0	0	0	0	0	0	0	0
Grand Total	0	0	0	0	0	0	0	0	0	0	0	0	0	0	0	0	0	0	0	0	0	0	0	0	0	0
Apprch %	0	0	0	0		0	0	0	0		0	0	0	0		0	0	0	0		0	0	0	0		
Total %																										

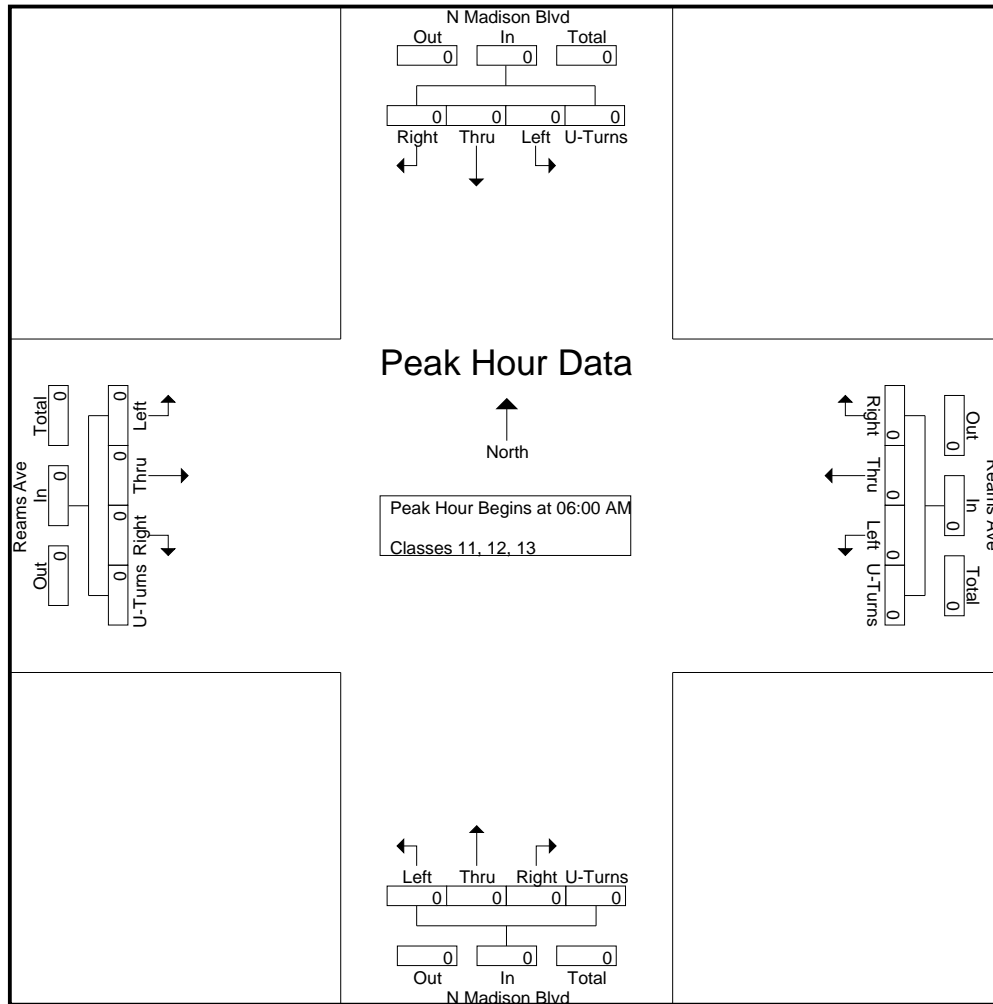


Quality Counts, LLC

920 Blairhill Rd, STE B106
Charlotte, NC 28217

File Name : 14473014 - N Madison Blvd & Reams Ave
Site Code : 14473014
Start Date : 8/30/2017
Page No : 3

Start Time	N Madison Blvd Southbound					Reams Ave Westbound					N Madison Blvd Northbound					Reams Ave Eastbound					Int. Total	
	Right	Thru	Left	U-Turns	App. Total	Right	Thru	Left	U-Turns	App. Total	Right	Thru	Left	U-Turns	App. Total	Right	Thru	Left	U-Turns	App. Total		
Peak Hour Analysis From 06:00 AM to 09:45 AM - Peak 1 of 1																						
Peak Hour for Entire Intersection Begins at 06:00 AM																						
06:00 AM	0	0	0	0	0	0	0	0	0	0	0	0	0	0	0	0	0	0	0	0	0	0
06:15 AM	0	0	0	0	0	0	0	0	0	0	0	0	0	0	0	0	0	0	0	0	0	0
06:30 AM	0	0	0	0	0	0	0	0	0	0	0	0	0	0	0	0	0	0	0	0	0	0
06:45 AM	0	0	0	0	0	0	0	0	0	0	0	0	0	0	0	0	0	0	0	0	0	0
Total Volume	0	0	0	0	0	0	0	0	0	0	0	0	0	0	0	0	0	0	0	0	0	0
% App. Total	0	0	0	0	0	0	0	0	0	0	0	0	0	0	0	0	0	0	0	0	0	0
PHF	.000	.000	.000	.000	.000	.000	.000	.000	.000	.000	.000	.000	.000	.000	.000	.000	.000	.000	.000	.000	.000	.000

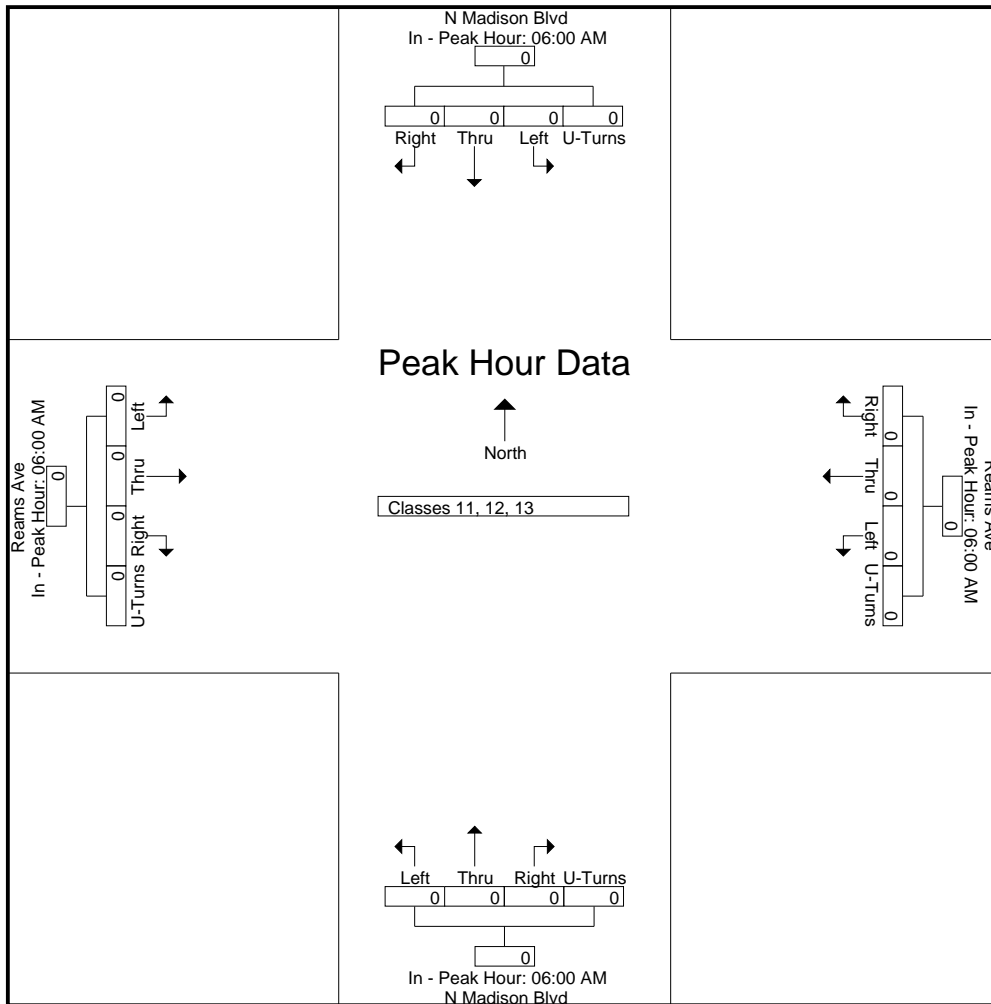


Quality Counts, LLC

920 Blairhill Rd, STE B106
Charlotte, NC 28217

File Name : 14473014 - N Madison Blvd & Reams Ave
Site Code : 14473014
Start Date : 8/30/2017
Page No : 4

Start Time	N Madison Blvd Southbound					Reams Ave Westbound					N Madison Blvd Northbound					Reams Ave Eastbound					Int. Total				
	Right	Thru	Left	U-Turns	App. Total	Right	Thru	Left	U-Turns	App. Total	Right	Thru	Left	U-Turns	App. Total	Right	Thru	Left	U-Turns	App. Total					
Peak Hour Analysis From 06:00 AM to 09:45 AM - Peak 1 of 1																									
Peak Hour for Each Approach Begins at:																									
	06:00 AM					06:00 AM					06:00 AM					06:00 AM									
+0 mins.	0	0	0	0	0	0	0	0	0	0	0	0	0	0	0	0	0	0	0	0	0	0	0	0	0
+15 mins.	0	0	0	0	0	0	0	0	0	0	0	0	0	0	0	0	0	0	0	0	0	0	0	0	0
+30 mins.	0	0	0	0	0	0	0	0	0	0	0	0	0	0	0	0	0	0	0	0	0	0	0	0	0
+45 mins.	0	0	0	0	0	0	0	0	0	0	0	0	0	0	0	0	0	0	0	0	0	0	0	0	0
Total Volume	0	0	0	0	0	0	0	0	0	0	0	0	0	0	0	0	0	0	0	0	0	0	0	0	0
% App. Total	0	0	0	0	0	0	0	0	0	0	0	0	0	0	0	0	0	0	0	0	0	0	0	0	0
PHF	.000	.000	.000	.000	.000	.000	.000	.000	.000	.000	.000	.000	.000	.000	.000	.000	.000	.000	.000	.000	.000	.000	.000	.000	

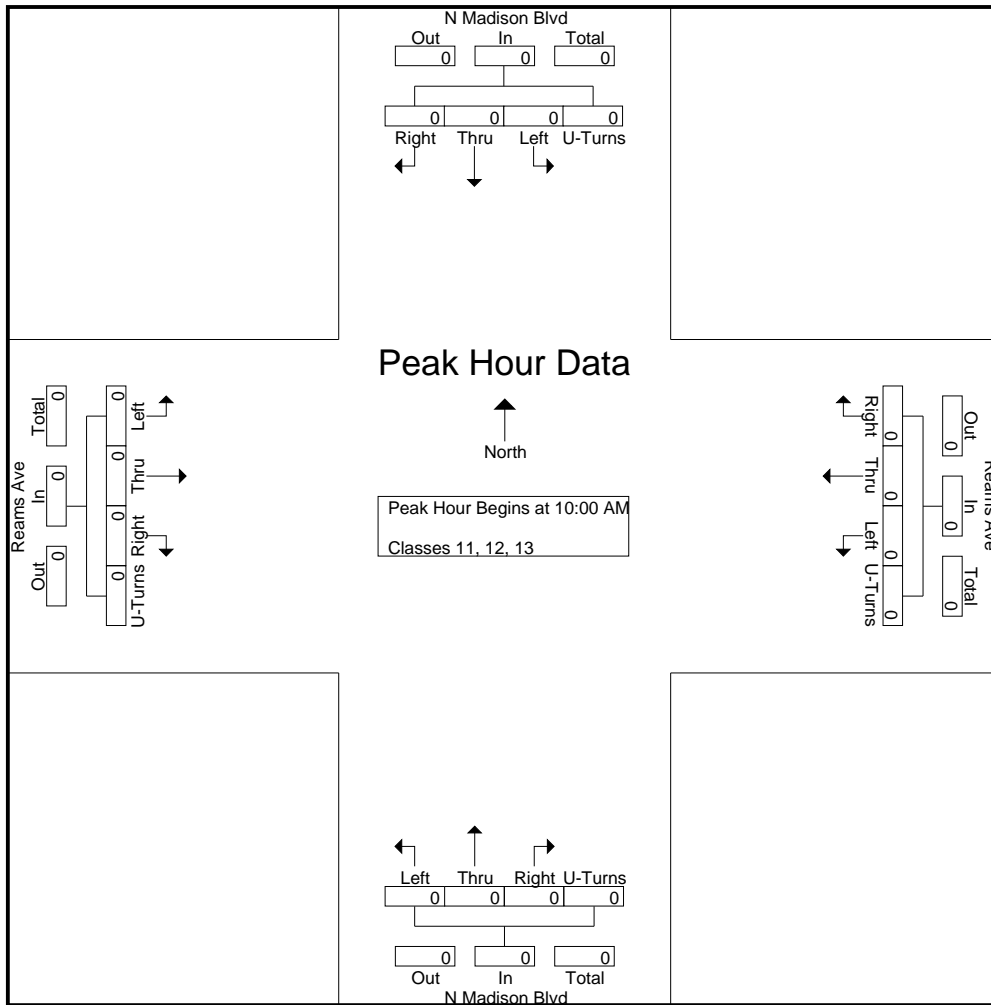


Quality Counts, LLC

920 Blairhill Rd, STE B106
Charlotte, NC 28217

File Name : 14473014 - N Madison Blvd & Reams Ave
Site Code : 14473014
Start Date : 8/30/2017
Page No : 5

Start Time	N Madison Blvd Southbound					Reams Ave Westbound					N Madison Blvd Northbound					Reams Ave Eastbound					Int. Total	
	Right	Thru	Left	U-Turns	App. Total	Right	Thru	Left	U-Turns	App. Total	Right	Thru	Left	U-Turns	App. Total	Right	Thru	Left	U-Turns	App. Total		
Peak Hour Analysis From 10:00 AM to 02:45 PM - Peak 1 of 1																						
Peak Hour for Entire Intersection Begins at 10:00 AM																						
10:00 AM	0	0	0	0	0	0	0	0	0	0	0	0	0	0	0	0	0	0	0	0	0	0
10:15 AM	0	0	0	0	0	0	0	0	0	0	0	0	0	0	0	0	0	0	0	0	0	0
10:30 AM	0	0	0	0	0	0	0	0	0	0	0	0	0	0	0	0	0	0	0	0	0	0
10:45 AM	0	0	0	0	0	0	0	0	0	0	0	0	0	0	0	0	0	0	0	0	0	0
Total Volume	0	0	0	0	0	0	0	0	0	0	0	0	0	0	0	0	0	0	0	0	0	0
% App. Total	0	0	0	0	0	0	0	0	0	0	0	0	0	0	0	0	0	0	0	0	0	0
PHF	.000	.000	.000	.000	.000	.000	.000	.000	.000	.000	.000	.000	.000	.000	.000	.000	.000	.000	.000	.000	.000	.000



Quality Counts, LLC

920 Blairhill Rd, STE B106
Charlotte, NC 28217

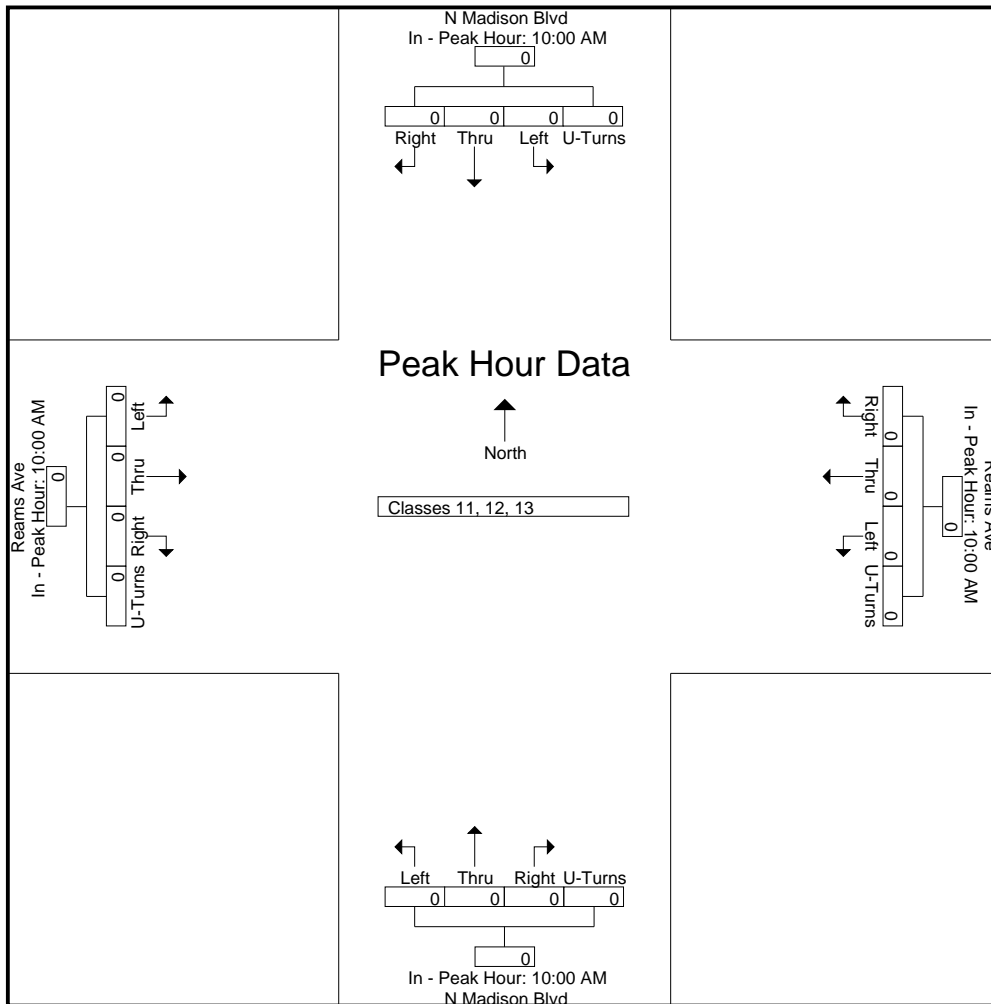
File Name : 14473014 - N Madison Blvd & Reams Ave
Site Code : 14473014
Start Date : 8/30/2017
Page No : 6

Start Time	N Madison Blvd Southbound					Reams Ave Westbound					N Madison Blvd Northbound					Reams Ave Eastbound					Int. Total
	Rig ht	Thr u	Left	U-Turns	App. Total	Right	Thr u	Left	U-Turns	App. Total	Right	Thr u	Left	U-Turns	App. Total	Right	Thr u	Left	U-Turns	App. Total	

Peak Hour Analysis From 10:00 AM to 02:45 PM - Peak 1 of 1

Peak Hour for Each Approach Begins at:

	10:00 AM					10:00 AM					10:00 AM					10:00 AM									
+0 mins.	0	0	0	0	0	0	0	0	0	0	0	0	0	0	0	0	0	0	0	0	0	0	0	0	0
+15 mins.	0	0	0	0	0	0	0	0	0	0	0	0	0	0	0	0	0	0	0	0	0	0	0	0	0
+30 mins.	0	0	0	0	0	0	0	0	0	0	0	0	0	0	0	0	0	0	0	0	0	0	0	0	0
+45 mins.	0	0	0	0	0	0	0	0	0	0	0	0	0	0	0	0	0	0	0	0	0	0	0	0	0
Total Volume	0	0	0	0	0	0	0	0	0	0	0	0	0	0	0	0	0	0	0	0	0	0	0	0	0
% App. Total	0	0	0	0	0	0	0	0	0	0	0	0	0	0	0	0	0	0	0	0	0	0	0	0	0
PHF	.000	.000	.000	.000	.000	.000	.000	.000	.000	.000	.000	.000	.000	.000	.000	.000	.000	.000	.000	.000	.000	.000	.000	.000	.000



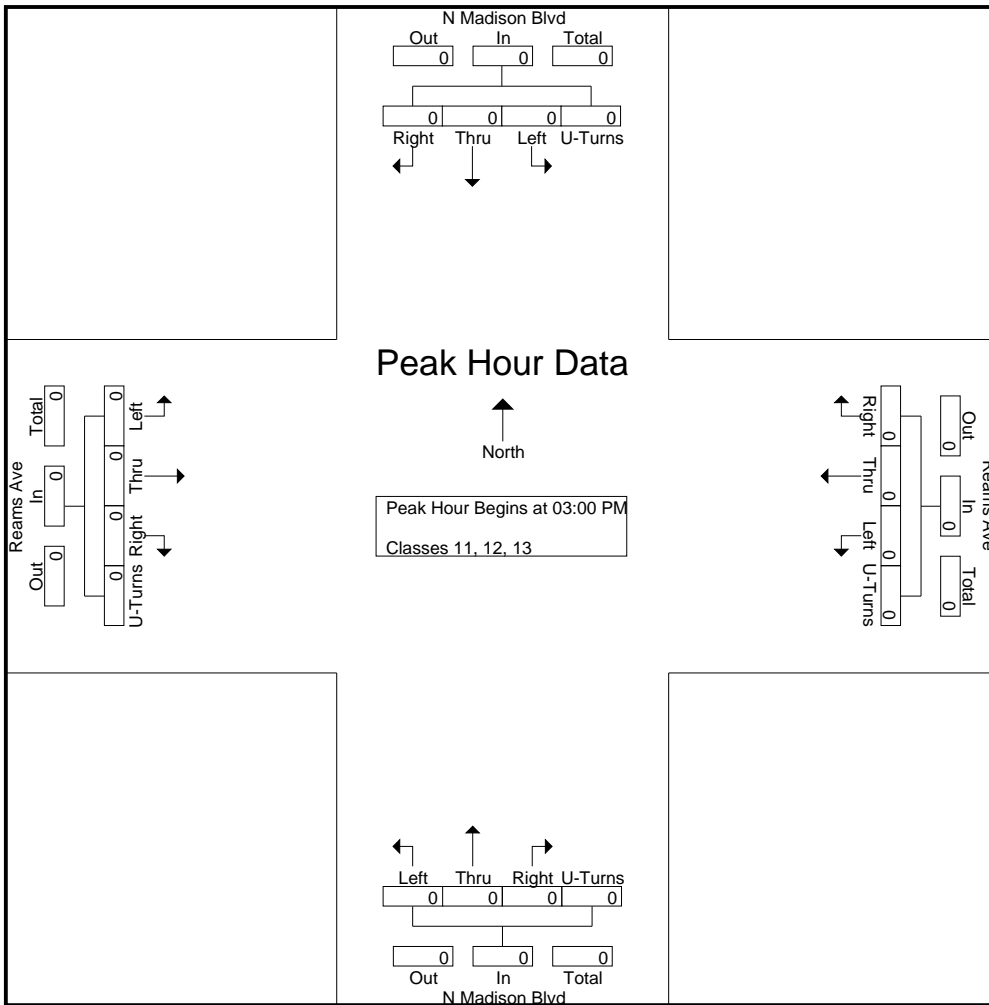
Quality Counts, LLC

920 Blairhill Rd, STE B106
Charlotte, NC 28217

File Name : 14473014 - N Madison Blvd & Reams Ave
Site Code : 14473014
Start Date : 8/30/2017
Page No : 7

Start Time	N Madison Blvd Southbound					Reams Ave Westbound					N Madison Blvd Northbound					Reams Ave Eastbound					Int. Total				
	Right	Thru	Left	U-Turns	App. Total	Right	Thru	Left	U-Turns	App. Total	Right	Thru	Left	U-Turns	App. Total	Right	Thru	Left	U-Turns	App. Total					
03:00 PM	0	0	0	0	0	0	0	0	0	0	0	0	0	0	0	0	0	0	0	0	0	0	0	0	0
03:15 PM	0	0	0	0	0	0	0	0	0	0	0	0	0	0	0	0	0	0	0	0	0	0	0	0	0
03:30 PM	0	0	0	0	0	0	0	0	0	0	0	0	0	0	0	0	0	0	0	0	0	0	0	0	0
03:45 PM	0	0	0	0	0	0	0	0	0	0	0	0	0	0	0	0	0	0	0	0	0	0	0	0	0
Total Volume	0	0	0	0	0	0	0	0	0	0	0	0	0	0	0	0	0	0	0	0	0	0	0	0	0
% App. Total	0	0	0	0	0	0	0	0	0	0	0	0	0	0	0	0	0	0	0	0	0	0	0	0	0
PHF	.000	.000	.000	.000	.000	.000	.000	.000	.000	.000	.000	.000	.000	.000	.000	.000	.000	.000	.000	.000	.000	.000	.000	.000	.000

Peak Hour Analysis From 03:00 PM to 06:45 PM - Peak 1 of 1
Peak Hour for Entire Intersection Begins at 03:00 PM



Quality Counts, LLC

920 Blairhill Rd, STE B106
Charlotte, NC 28217

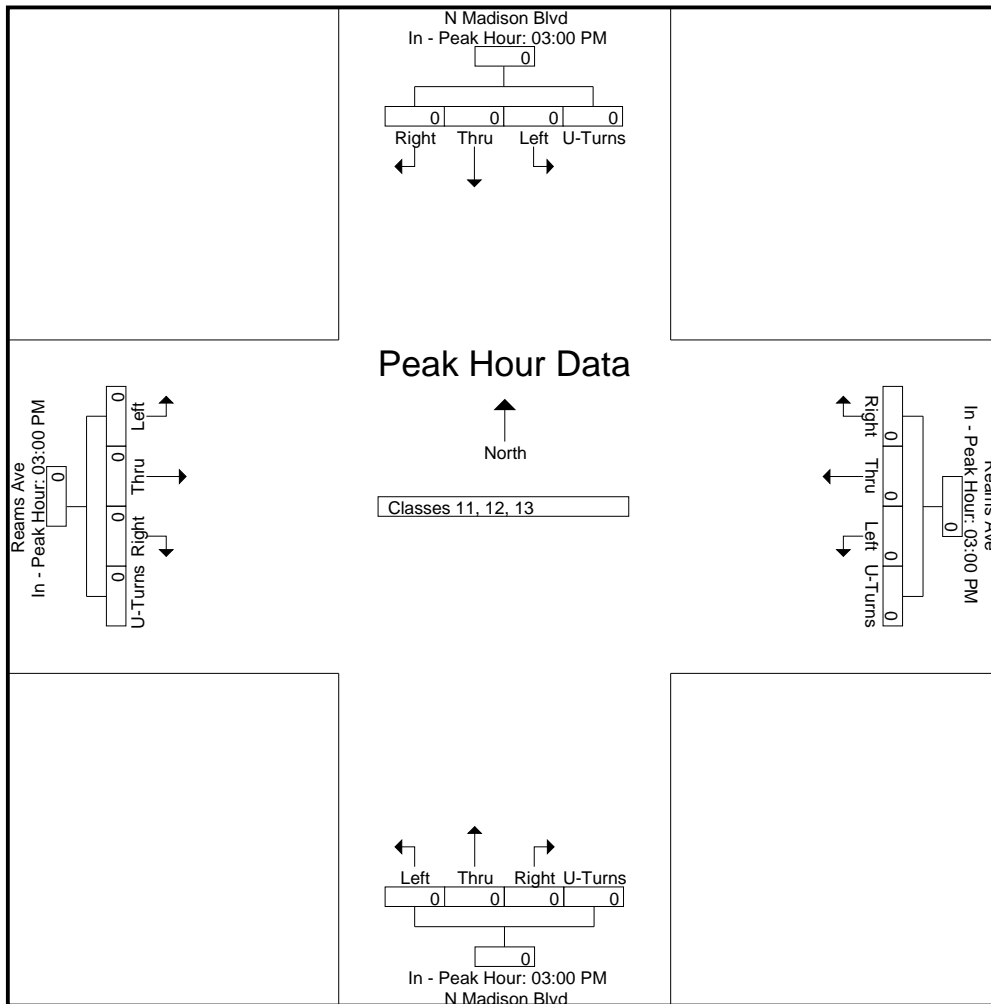
File Name : 14473014 - N Madison Blvd & Reams Ave
Site Code : 14473014
Start Date : 8/30/2017
Page No : 8

Start Time	N Madison Blvd Southbound					Reams Ave Westbound					N Madison Blvd Northbound					Reams Ave Eastbound					Int. Total
	Right	Thru	Left	U-Turns	App. Total	Right	Thru	Left	U-Turns	App. Total	Right	Thru	Left	U-Turns	App. Total	Right	Thru	Left	U-Turns	App. Total	

Peak Hour Analysis From 03:00 PM to 06:45 PM - Peak 1 of 1

Peak Hour for Each Approach Begins at:

	03:00 PM					03:00 PM					03:00 PM					03:00 PM									
+0 mins.	0	0	0	0	0	0	0	0	0	0	0	0	0	0	0	0	0	0	0	0	0	0	0	0	0
+15 mins.	0	0	0	0	0	0	0	0	0	0	0	0	0	0	0	0	0	0	0	0	0	0	0	0	0
+30 mins.	0	0	0	0	0	0	0	0	0	0	0	0	0	0	0	0	0	0	0	0	0	0	0	0	0
+45 mins.	0	0	0	0	0	0	0	0	0	0	0	0	0	0	0	0	0	0	0	0	0	0	0	0	0
Total Volume	0	0	0	0	0	0	0	0	0	0	0	0	0	0	0	0	0	0	0	0	0	0	0	0	0
% App. Total	0	0	0	0	0	0	0	0	0	0	0	0	0	0	0	0	0	0	0	0	0	0	0	0	0
PHF	.000	.000	.000	.000	.000	.000	.000	.000	.000	.000	.000	.000	.000	.000	.000	.000	.000	.000	.000	.000	.000	.000	.000	.000	.000



Quality Counts, LLC

920 Blairhill Rd, STE B106
Charlotte, NC 28217

File Name : 14473014 - N Madison Blvd & Reams Ave

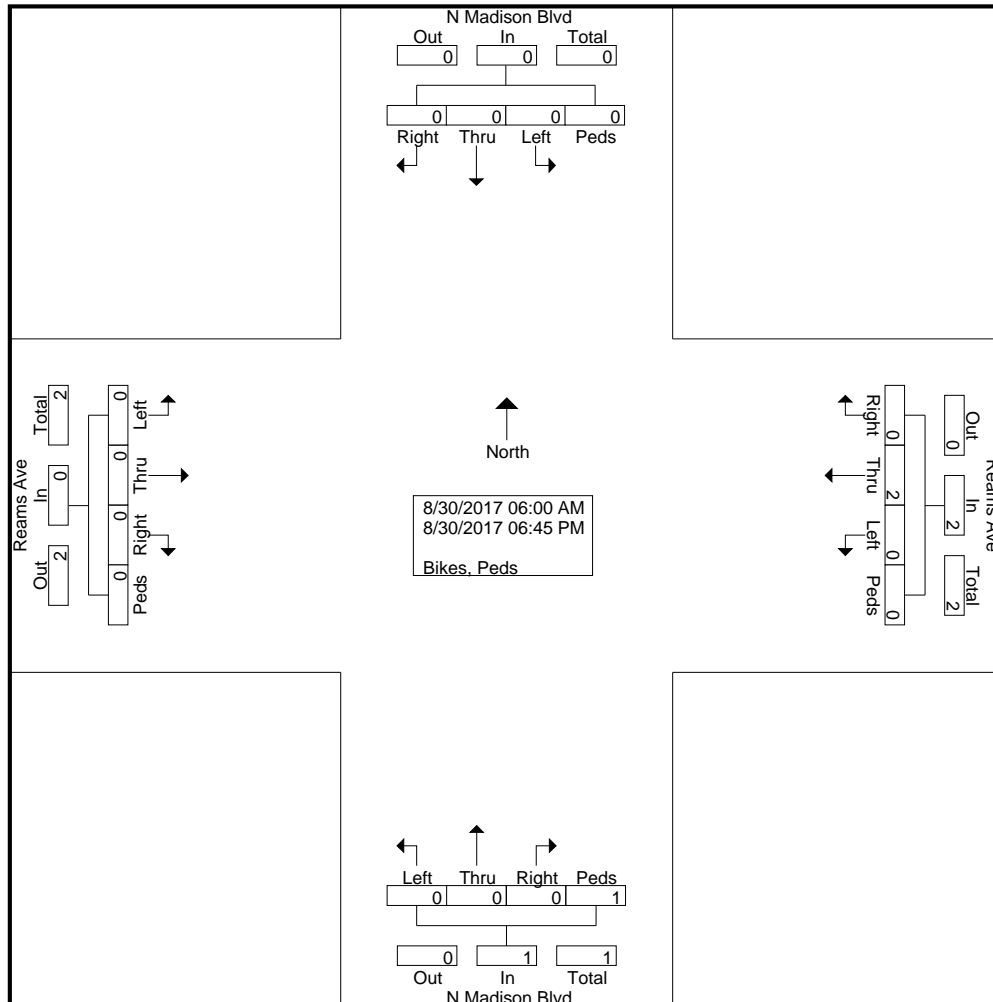
Site Code : 14473014

Start Date : 8/30/2017

Page No : 2

Groups Printed- Bikes, Peds

Start Time	N Madison Blvd Southbound					Reams Ave Westbound					N Madison Blvd Northbound					Reams Ave Eastbound					Int. Total	
	Right	Thru	Left	Peds	App. Total	Right	Thru	Left	Peds	App. Total	Right	Thru	Left	Peds	App. Total	Right	Thru	Left	Peds	App. Total		
04:00 PM	0	0	0	0	0	0	0	0	0	0	0	0	0	0	0	0	0	0	0	0	0	0
04:15 PM	0	0	0	0	0	0	0	0	0	0	0	0	0	0	0	0	0	0	0	0	0	0
04:30 PM	0	0	0	0	0	0	0	0	0	0	0	0	0	0	0	0	0	0	0	0	0	0
04:45 PM	0	0	0	0	0	0	0	0	0	0	0	0	0	0	0	0	0	0	0	0	0	0
Total	0	0	0	0	0	0	0	0	0	0	0	0	0	0	0	0	0	0	0	0	0	0
05:00 PM	0	0	0	0	0	0	0	0	0	0	0	0	0	0	0	0	0	0	0	0	0	0
05:15 PM	0	0	0	0	0	0	0	0	0	0	0	0	0	0	0	0	0	0	0	0	0	0
05:30 PM	0	0	0	0	0	0	0	0	0	0	0	0	0	0	0	0	0	0	0	0	0	0
05:45 PM	0	0	0	0	0	0	0	0	0	0	0	0	0	0	0	0	0	0	0	0	0	0
Total	0	0	0	0	0	0	0	0	0	0	0	0	0	0	0	0	0	0	0	0	0	0
06:00 PM	0	0	0	0	0	0	0	0	0	0	0	0	0	0	0	0	0	0	0	0	0	0
06:15 PM	0	0	0	0	0	0	0	0	0	0	0	0	0	0	0	0	0	0	0	0	0	0
06:30 PM	0	0	0	0	0	0	0	0	0	0	0	0	0	0	0	0	0	0	0	0	0	0
06:45 PM	0	0	0	0	0	0	0	0	0	0	0	0	0	0	0	0	0	0	0	0	0	0
Total	0	0	0	0	0	0	0	0	0	0	0	0	0	0	0	0	0	0	0	0	0	0
Grand Total	0	0	0	0	0	0	2	0	0	2	0	0	0	1	1	0	0	0	0	0	0	3
Apprch %	0	0	0	0		0	100	0	0		0	0	0	100		0	0	0	0		0	
Total %	0	0	0	0		0	66.7	0	0	66.7	0	0	0	33.3	33.3	0	0	0	0		0	

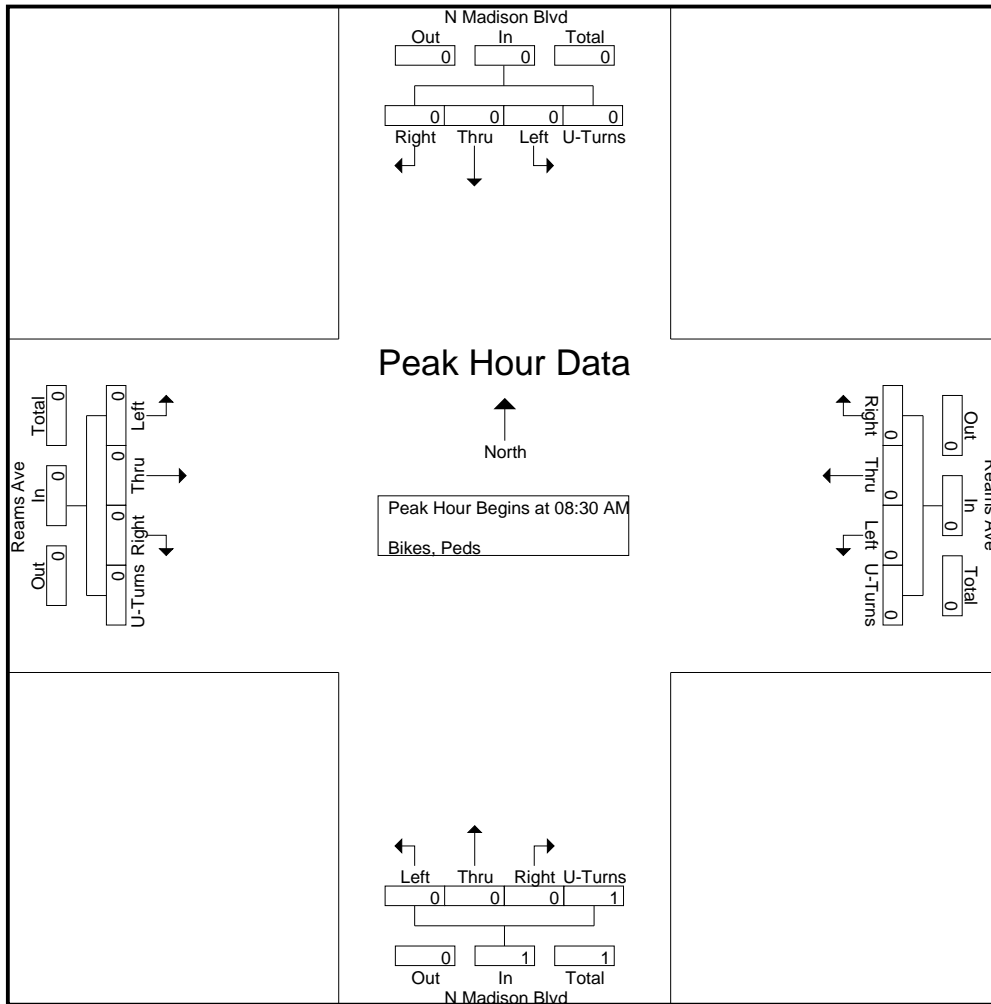


Quality Counts, LLC

920 Blairhill Rd, STE B106
Charlotte, NC 28217

File Name : 14473014 - N Madison Blvd & Reams Ave
Site Code : 14473014
Start Date : 8/30/2017
Page No : 3

Start Time	N Madison Blvd Southbound					Reams Ave Westbound					N Madison Blvd Northbound					Reams Ave Eastbound					Int. Total
	Right	Thru	Left	Peds	App. Total	Right	Thru	Left	Peds	App. Total	Right	Thru	Left	Peds	App. Total	Right	Thru	Left	Peds	App. Total	
Peak Hour Analysis From 06:00 AM to 09:45 AM - Peak 1 of 1																					
Peak Hour for Entire Intersection Begins at 08:30 AM																					
08:30 AM	0	0	0	0	0	0	0	0	0	0	0	0	0	0	0	0	0	0	0	0	0
08:45 AM	0	0	0	0	0	0	0	0	0	0	0	0	0	0	0	0	0	0	0	0	0
09:00 AM	0	0	0	0	0	0	0	0	0	0	0	0	0	0	0	0	0	0	0	0	0
09:15 AM	0	0	0	0	0	0	0	0	0	0	0	0	0	1	1	0	0	0	0	0	0
Total Volume	0	0	0	0	0	0	0	0	0	0	0	0	0	1	1	0	0	0	0	0	0
% App. Total	0	0	0	0	0	0	0	0	0	0	0	0	0	100	100	0	0	0	0	0	0
PHF	.000	.000	.000	.000	.000	.000	.000	.000	.000	.000	.000	.000	.000	.250	.250	.000	.000	.000	.000	.000	.250

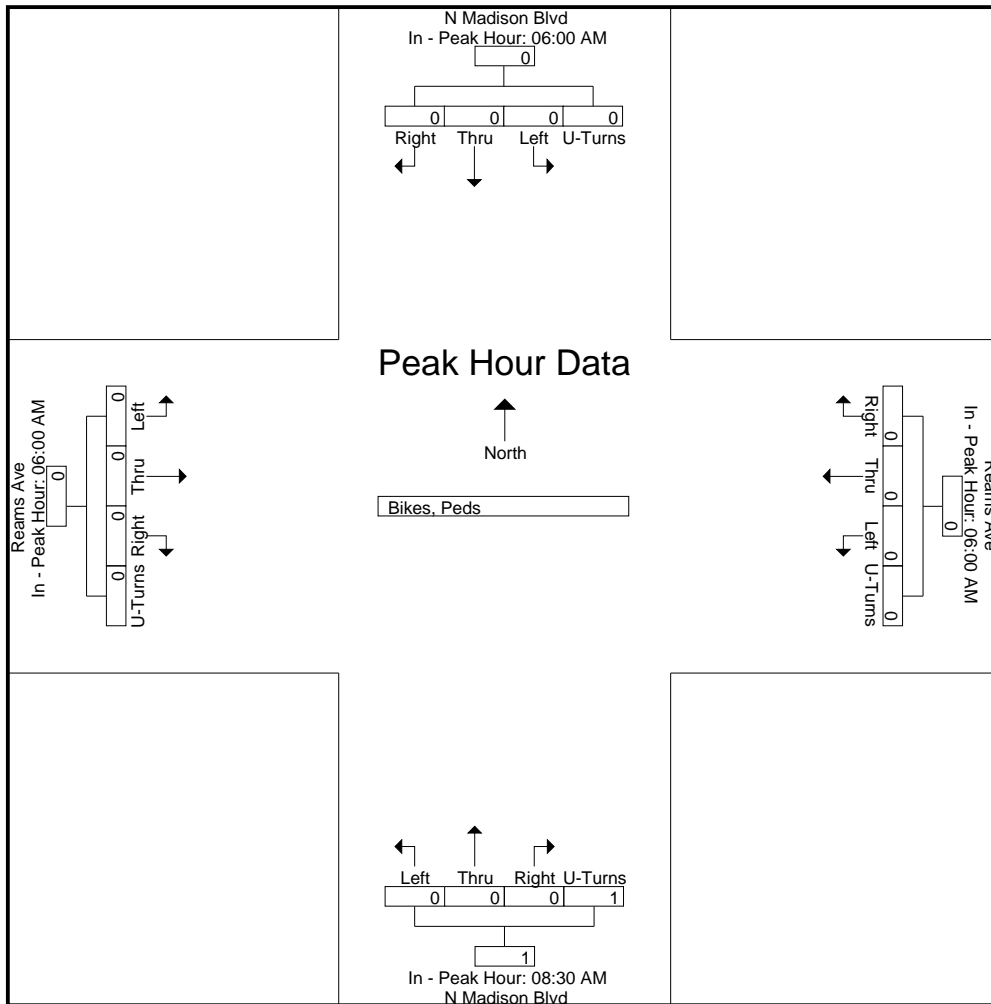


Quality Counts, LLC

920 Blairhill Rd, STE B106
Charlotte, NC 28217

File Name : 14473014 - N Madison Blvd & Reams Ave
Site Code : 14473014
Start Date : 8/30/2017
Page No : 4

Start Time	N Madison Blvd Southbound					Reams Ave Westbound					N Madison Blvd Northbound					Reams Ave Eastbound					Int. Total
	Right	Thru	Left	Peds	App. Total	Right	Thru	Left	Peds	App. Total	Right	Thru	Left	Peds	App. Total	Right	Thru	Left	Peds	App. Total	
Peak Hour Analysis From 06:00 AM to 09:45 AM - Peak 1 of 1																					
Peak Hour for Each Approach Begins at:																					
	06:00 AM					06:00 AM					08:30 AM					06:00 AM					
+0 mins.	0	0	0	0	0	0	0	0	0	0	0	0	0	0	0	0	0	0	0	0	0
+15 mins.	0	0	0	0	0	0	0	0	0	0	0	0	0	0	0	0	0	0	0	0	0
+30 mins.	0	0	0	0	0	0	0	0	0	0	0	0	0	0	0	0	0	0	0	0	0
+45 mins.	0	0	0	0	0	0	0	0	0	0	0	0	0	1	1	0	0	0	0	0	0
Total Volume	0	0	0	0	0	0	0	0	0	0	0	0	0	1	1	0	0	0	0	0	0
% App. Total	0	0	0	0	0	0	0	0	0	0	0	0	0	100	100	0	0	0	0	0	0
PHF	.000	.000	.000	.000	.000	.000	.000	.000	.000	.000	.000	.000	.000	.250	.250	.000	.000	.000	.000	.000	.000

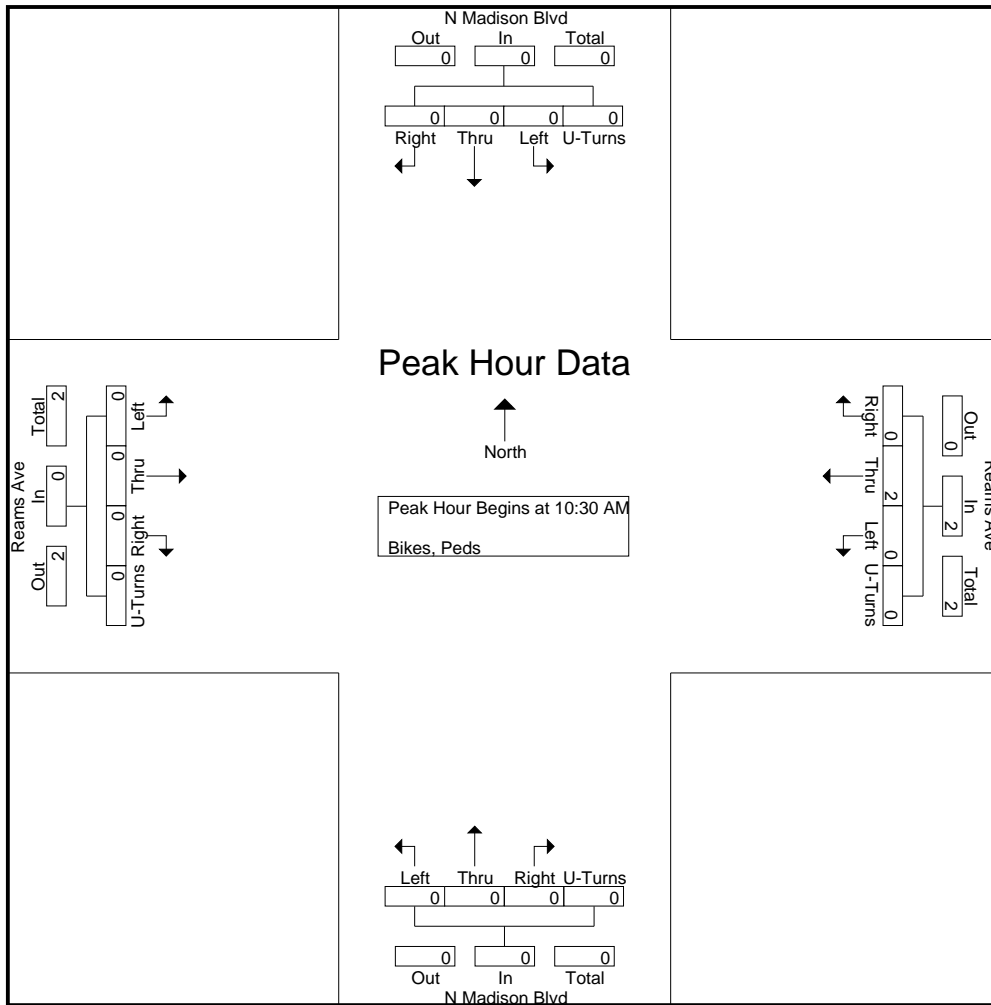


Quality Counts, LLC

920 Blairhill Rd, STE B106
Charlotte, NC 28217

File Name : 14473014 - N Madison Blvd & Reams Ave
Site Code : 14473014
Start Date : 8/30/2017
Page No : 5

Start Time	N Madison Blvd Southbound					Reams Ave Westbound					N Madison Blvd Northbound					Reams Ave Eastbound					Int. Total	
	Rig ht	Thr u	Left	Ped s	App. Total	Rig ht	Thr u	Left	Ped s	App. Total	Right	Thr u	Left	Peds	App. Total	Right	Thr u	Left	Peds	App. Total		
Peak Hour Analysis From 10:00 AM to 02:45 PM - Peak 1 of 1																						
Peak Hour for Entire Intersection Begins at 10:30 AM																						
10:30 AM	0	0	0	0	0	0	0	0	0	0	0	0	0	0	0	0	0	0	0	0	0	0
10:45 AM	0	0	0	0	0	0	0	0	0	0	0	0	0	0	0	0	0	0	0	0	0	0
11:00 AM	0	0	0	0	0	0	0	0	0	0	0	0	0	0	0	0	0	0	0	0	0	0
11:15 AM	0	0	0	0	0	0	2	0	0	2	0	0	0	0	0	0	0	0	0	0	0	2
Total Volume	0	0	0	0	0	0	2	0	0	2	0	0	0	0	0	0	0	0	0	0	0	2
% App. Total	0	0	0	0	0	0	100	0	0	0	0	0	0	0	0	0	0	0	0	0	0	0
PHF	.000	.000	.000	.000	.000	.000	.250	.000	.000	.250	.000	.000	.000	.000	.000	.000	.000	.000	.000	.000	.000	.250



Quality Counts, LLC

920 Blairhill Rd, STE B106
Charlotte, NC 28217

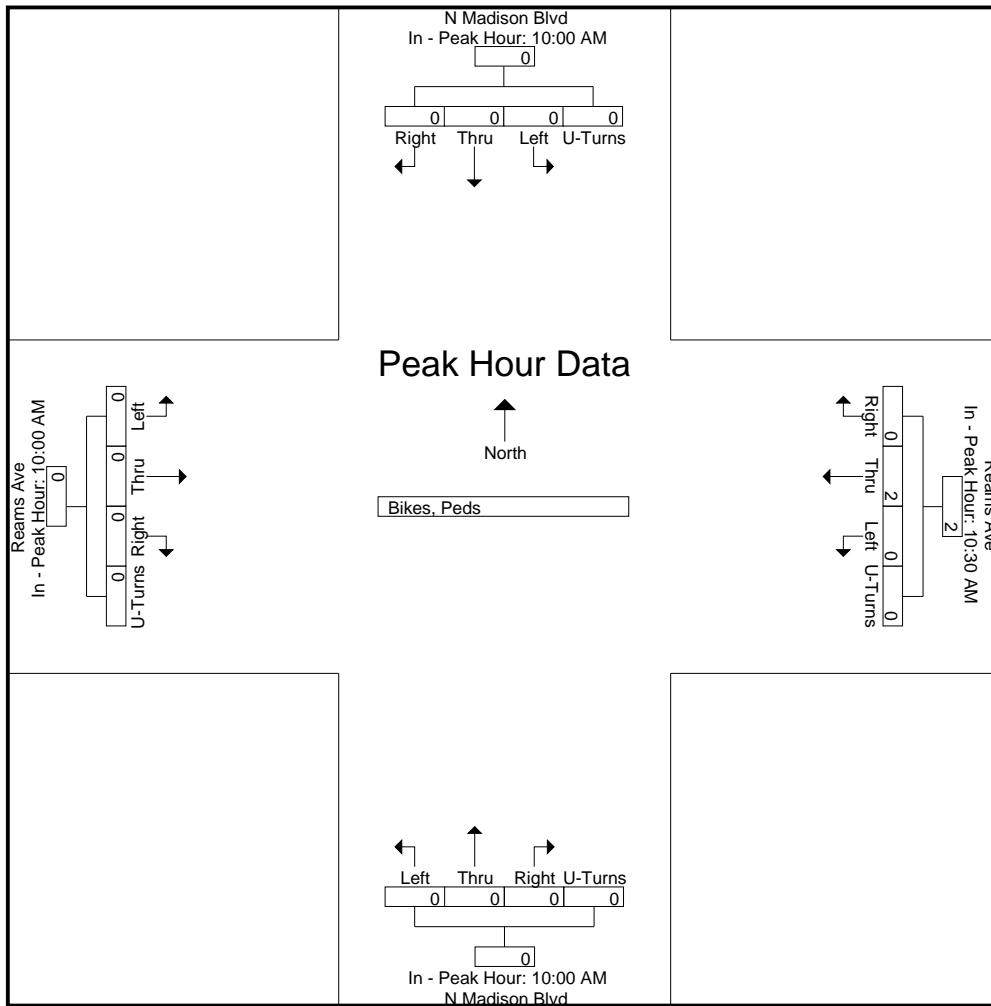
File Name : 14473014 - N Madison Blvd & Reams Ave
Site Code : 14473014
Start Date : 8/30/2017
Page No : 6

Start Time	N Madison Blvd Southbound					Reams Ave Westbound					N Madison Blvd Northbound					Reams Ave Eastbound					Int. Total
	Rig ht	Thr u	Left	Ped s	App. Total	Rig ht	Thr u	Left	Ped s	App. Total	Right	Thr u	Left	Peds	App. Total	Right	Thr u	Left	Peds	App. Total	

Peak Hour Analysis From 10:00 AM to 02:45 PM - Peak 1 of 1

Peak Hour for Each Approach Begins at:

	10:00 AM					10:30 AM					10:00 AM					10:00 AM									
+0 mins.	0	0	0	0	0	0	0	0	0	0	0	0	0	0	0	0	0	0	0	0	0	0	0	0	0
+15 mins.	0	0	0	0	0	0	0	0	0	0	0	0	0	0	0	0	0	0	0	0	0	0	0	0	0
+30 mins.	0	0	0	0	0	0	0	0	0	0	0	0	0	0	0	0	0	0	0	0	0	0	0	0	0
+45 mins.	0	0	0	0	0	0	2	0	0	2	0	0	0	0	0	0	0	0	0	0	0	0	0	0	0
Total Volume	0	0	0	0	0	0	2	0	0	2	0	0	0	0	0	0	0	0	0	0	0	0	0	0	0
% App. Total	0	0	0	0	0	0	100	0	0	100	0	0	0	0	0	0	0	0	0	0	0	0	0	0	0
PHF	.000	.000	.000	.000	.000	.000	.250	.000	.000	.250	.000	.000	.000	.000	.000	.000	.000	.000	.000	.000	.000	.000	.000	.000	.000

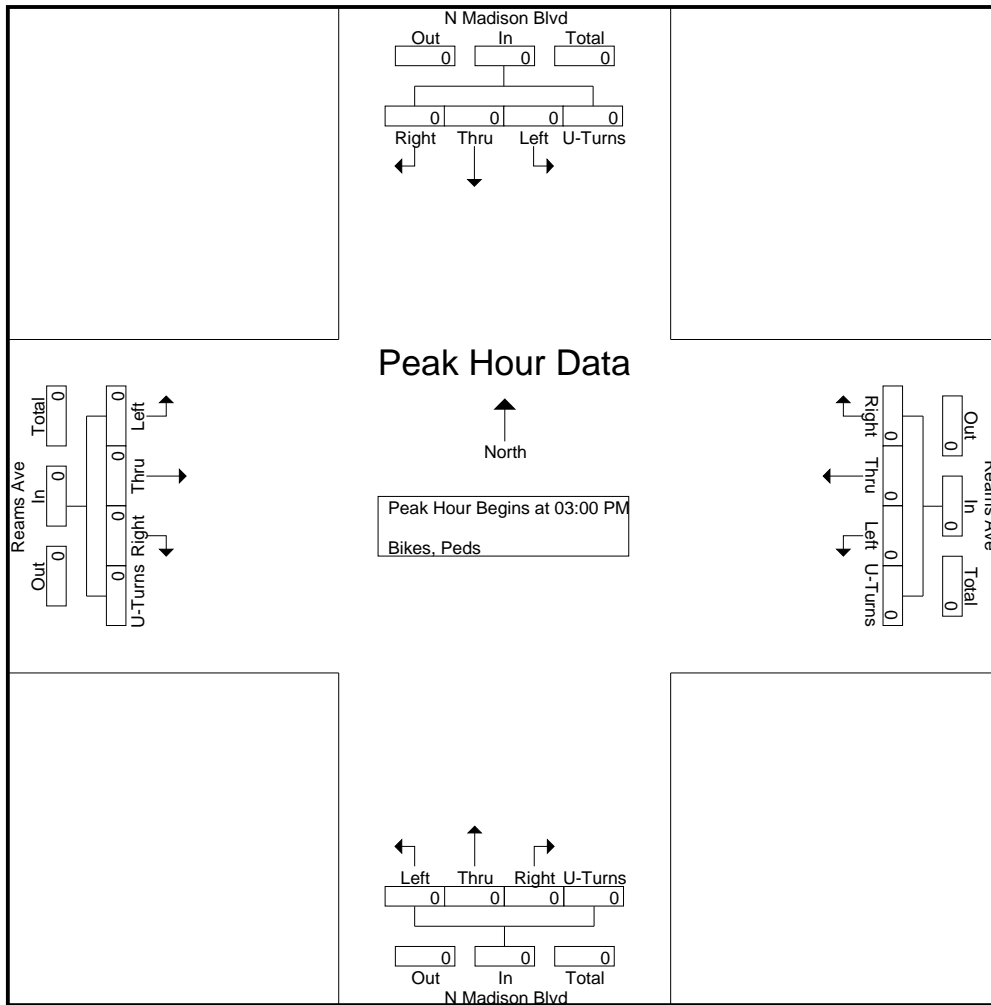


Quality Counts, LLC

920 Blairhill Rd, STE B106
Charlotte, NC 28217

File Name : 14473014 - N Madison Blvd & Reams Ave
Site Code : 14473014
Start Date : 8/30/2017
Page No : 7

Start Time	N Madison Blvd Southbound					Reams Ave Westbound					N Madison Blvd Northbound					Reams Ave Eastbound					Int. Total	
	Right	Thru	Left	Peds	App. Total	Right	Thru	Left	Peds	App. Total	Right	Thru	Left	Peds	App. Total	Right	Thru	Left	Peds	App. Total		
Peak Hour Analysis From 03:00 PM to 06:45 PM - Peak 1 of 1																						
Peak Hour for Entire Intersection Begins at 03:00 PM																						
03:00 PM	0	0	0	0	0	0	0	0	0	0	0	0	0	0	0	0	0	0	0	0	0	0
03:15 PM	0	0	0	0	0	0	0	0	0	0	0	0	0	0	0	0	0	0	0	0	0	0
03:30 PM	0	0	0	0	0	0	0	0	0	0	0	0	0	0	0	0	0	0	0	0	0	0
03:45 PM	0	0	0	0	0	0	0	0	0	0	0	0	0	0	0	0	0	0	0	0	0	0
Total Volume	0	0	0	0	0	0	0	0	0	0	0	0	0	0	0	0	0	0	0	0	0	0
% App. Total	0	0	0	0	0	0	0	0	0	0	0	0	0	0	0	0	0	0	0	0	0	0
PHF	.000	.000	.000	.000	.000	.000	.000	.000	.000	.000	.000	.000	.000	.000	.000	.000	.000	.000	.000	.000	.000	.000



Quality Counts, LLC

920 Blairhill Rd, STE B106
Charlotte, NC 28217

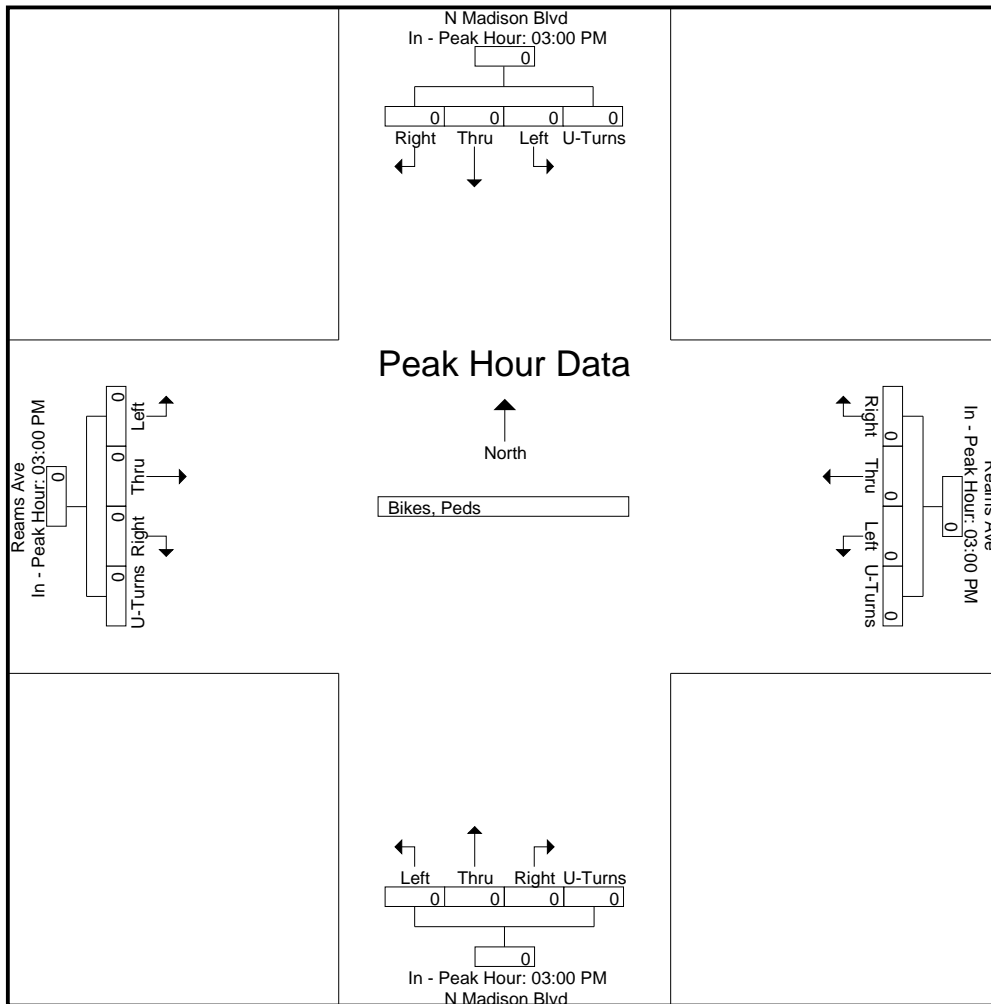
File Name : 14473014 - N Madison Blvd & Reams Ave
Site Code : 14473014
Start Date : 8/30/2017
Page No : 8

Start Time	N Madison Blvd Southbound					Reams Ave Westbound					N Madison Blvd Northbound					Reams Ave Eastbound					Int. Total
	Rig ht	Thr u	Left	Ped s	App. Total	Rig ht	Thr u	Left	Ped s	App. Total	Right	Thr u	Left	Peds	App. Total	Right	Thr u	Left	Peds	App. Total	

Peak Hour Analysis From 03:00 PM to 06:45 PM - Peak 1 of 1

Peak Hour for Each Approach Begins at:

	03:00 PM					03:00 PM					03:00 PM					03:00 PM									
+0 mins.	0	0	0	0	0	0	0	0	0	0	0	0	0	0	0	0	0	0	0	0	0	0	0	0	0
+15 mins.	0	0	0	0	0	0	0	0	0	0	0	0	0	0	0	0	0	0	0	0	0	0	0	0	0
+30 mins.	0	0	0	0	0	0	0	0	0	0	0	0	0	0	0	0	0	0	0	0	0	0	0	0	0
+45 mins.	0	0	0	0	0	0	0	0	0	0	0	0	0	0	0	0	0	0	0	0	0	0	0	0	0
Total Volume	0	0	0	0	0	0	0	0	0	0	0	0	0	0	0	0	0	0	0	0	0	0	0	0	0
% App. Total	0	0	0	0	0	0	0	0	0	0	0	0	0	0	0	0	0	0	0	0	0	0	0	0	0
PHF	.000	.000	.000	.000	.000	.000	.000	.000	.000	.000	.000	.000	.000	.000	.000	.000	.000	.000	.000	.000	.000	.000	.000	.000	.000



Quality Counts, LLC

920 Blairhill Rd, STE B106
Charlotte, NC 28217

File Name : 14473015 - N Madison Blvd & Morehead St

Site Code : 14473015

Start Date : 8/30/2017

Page No : 1

Groups Printed- Classes 1, 2, 3 - Classes 4, 5, 6, 7 - Classes 8, 9, 10 - Classes 11, 12, 13 - Bikes, Peds

Start Time	N Madison Blvd Southbound					Morehead St Westbound					N Madison Blvd Northbound					Morehead St Eastbound					Int. Total
	Right	Thru	Left	Peds	App. Total	Right	Thru	Left	Peds	App. Total	Right	Thru	Left	Peds	App. Total	Right	Thru	Left	Peds	App. Total	
06:00 AM	1	98	1	0	100	6	0	2	0	8	0	44	2	0	46	3	3	0	0	6	160
06:15 AM	0	137	1	0	138	7	3	0	0	10	0	55	0	0	55	3	1	1	0	5	208
06:30 AM	2	107	4	0	113	4	0	1	0	5	1	70	1	0	72	2	1	3	0	6	196
06:45 AM	0	139	0	0	139	6	0	1	0	7	1	118	3	0	122	2	1	3	0	6	274
Total	3	481	6	0	490	23	3	4	0	30	2	287	6	0	295	10	6	7	0	23	838
07:00 AM	0	159	4	0	163	3	3	3	0	9	2	129	3	0	134	2	2	9	0	13	319
07:15 AM	2	153	4	0	159	8	3	0	0	11	1	190	5	0	196	8	7	7	0	22	388
07:30 AM	1	159	4	0	164	12	3	10	0	25	5	235	9	0	249	8	11	10	0	29	467
07:45 AM	1	188	4	0	193	14	6	3	0	23	10	260	9	0	279	7	10	12	0	29	524
Total	4	659	16	0	679	37	15	16	0	68	18	814	26	0	858	25	30	38	0	93	1698
08:00 AM	5	190	4	0	199	8	3	4	0	15	2	201	9	0	212	12	3	11	0	26	452
08:15 AM	4	160	9	0	173	7	3	6	0	16	3	138	3	0	144	8	7	11	0	26	359
08:30 AM	3	140	6	0	149	5	2	5	0	12	3	146	5	0	154	7	4	12	0	23	338
08:45 AM	4	150	5	0	159	12	1	6	0	19	3	163	4	0	170	7	5	7	0	19	367
Total	16	640	24	0	680	32	9	21	0	62	11	648	21	0	680	34	19	41	0	94	1516
09:00 AM	5	135	5	0	145	7	3	5	0	15	5	144	3	0	152	10	4	7	0	21	333
09:15 AM	4	152	6	0	162	7	6	4	0	17	5	166	2	0	173	4	6	6	0	16	368
09:30 AM	2	152	4	0	158	9	3	12	1	25	3	152	3	0	158	7	3	12	0	22	363
09:45 AM	3	157	8	0	168	8	2	3	0	13	5	177	4	0	186	12	6	8	0	26	393
Total	14	596	23	0	633	31	14	24	1	70	18	639	12	0	669	33	19	33	0	85	1457
10:00 AM	2	142	6	0	150	10	6	10	0	26	8	161	8	0	177	13	6	9	0	28	381
10:15 AM	6	148	3	0	157	12	6	2	0	20	4	140	3	0	147	10	9	3	0	22	346
10:30 AM	2	128	2	0	132	7	6	5	0	18	4	162	3	0	169	10	2	8	0	20	339
10:45 AM	1	153	6	0	160	7	3	2	0	12	7	144	7	0	158	1	8	5	0	14	344
Total	11	571	17	0	599	36	21	19	0	76	23	607	21	0	651	34	25	25	0	84	1410
11:00 AM	3	160	1	2	166	9	7	6	0	22	5	168	6	0	179	6	6	10	0	22	389
11:15 AM	2	192	7	0	201	13	4	11	0	28	3	195	4	0	202	3	5	10	0	18	449
11:30 AM	2	177	3	0	182	15	6	16	0	37	9	182	2	0	193	10	4	7	0	21	433
11:45 AM	5	185	5	0	195	8	9	6	0	23	10	208	2	0	220	5	2	8	0	15	453
Total	12	714	16	2	744	45	26	39	0	110	27	753	14	0	794	24	17	35	0	76	1724
12:00 PM	3	178	10	0	191	26	3	10	0	39	8	228	8	0	244	6	4	13	0	23	497
12:15 PM	3	227	8	0	238	16	4	10	0	30	7	206	1	0	214	5	4	8	0	17	499
12:30 PM	2	216	8	0	226	17	5	8	0	30	2	191	4	0	197	1	4	13	0	18	471
12:45 PM	6	171	5	0	182	14	8	5	0	27	9	209	6	0	224	8	4	5	0	17	450
Total	14	792	31	0	837	73	20	33	0	126	26	834	19	0	879	20	16	39	0	75	1917
01:00 PM	5	177	9	0	191	10	3	10	1	24	8	203	5	0	216	9	1	11	0	21	452
01:15 PM	2	197	3	0	202	7	3	9	0	19	12	198	4	0	214	5	5	5	0	15	450
01:30 PM	3	180	10	0	193	14	5	2	0	21	6	185	4	0	195	4	1	4	0	9	418
01:45 PM	6	184	3	0	193	11	4	10	0	25	5	183	1	0	189	9	1	8	0	18	425
Total	16	738	25	0	779	42	15	31	1	89	31	769	14	0	814	27	8	28	0	63	1745
02:00 PM	3	198	5	0	206	17	6	8	0	31	2	180	4	0	186	4	5	4	0	13	436
02:15 PM	5	193	6	0	204	11	5	5	0	21	7	168	1	0	176	8	3	8	0	19	420
02:30 PM	1	187	2	0	190	10	2	6	0	18	5	178	1	0	184	10	5	10	0	25	417
02:45 PM	3	210	7	0	220	12	3	5	0	20	4	191	4	0	199	3	5	3	0	11	450
Total	12	788	20	0	820	50	16	24	0	90	18	717	10	0	745	25	18	25	0	68	1723
03:00 PM	2	254	6	0	262	13	10	11	0	34	11	221	3	0	235	10	9	14	0	33	564
03:15 PM	3	226	6	0	235	26	14	12	0	52	10	181	1	0	192	5	2	5	1	13	492
03:30 PM	4	227	9	0	240	14	6	13	0	33	9	239	5	0	253	7	5	6	0	18	544
03:45 PM	5	188	6	0	199	13	6	15	0	34	9	207	9	0	225	5	8	5	0	18	476
Total	14	895	27	0	936	66	36	51	0	153	39	848	18	0	905	27	24	30	1	82	2076

Quality Counts, LLC

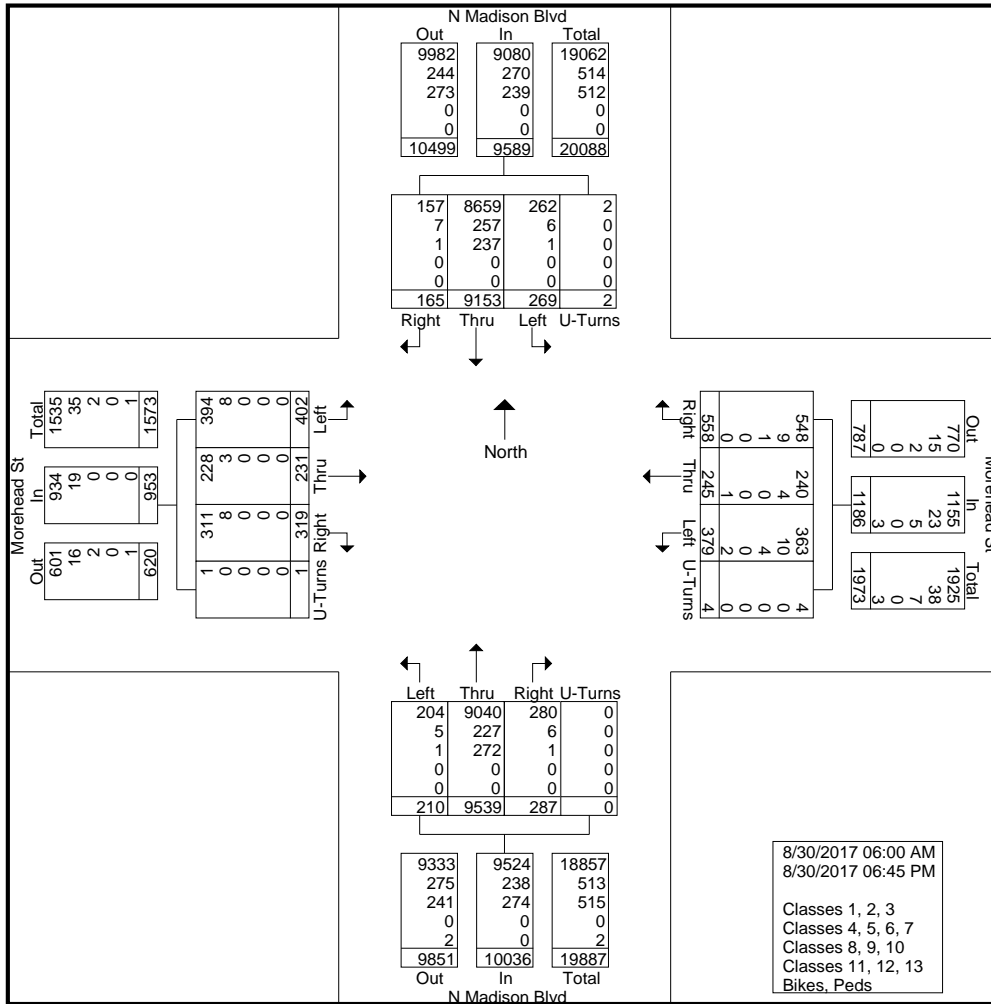
920 Blairhill Rd, STE B106
Charlotte, NC 28217

File Name : 14473015 - N Madison Blvd & Morehead St

Site Code : 14473015

Start Date : 8/30/2017

Page No : 3

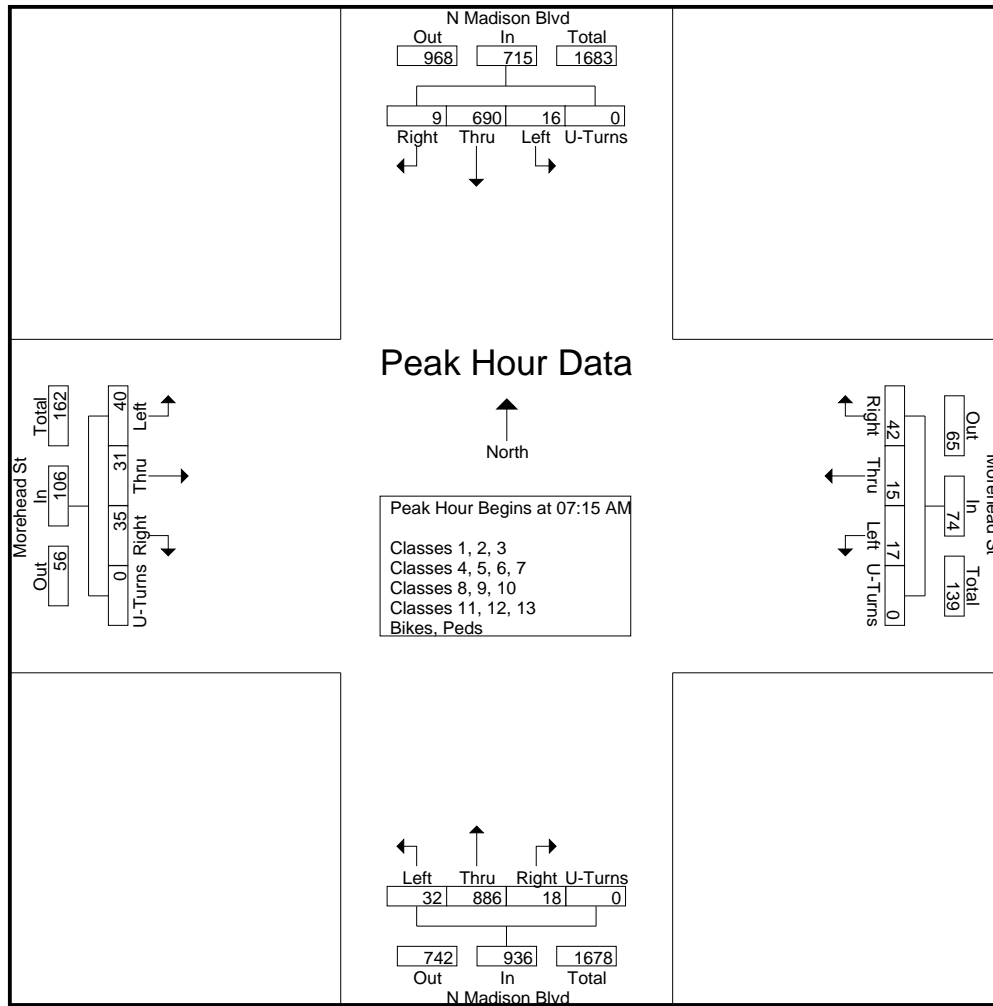


Quality Counts, LLC

920 Blairhill Rd, STE B106
Charlotte, NC 28217

File Name : 14473015 - N Madison Blvd & Morehead St
Site Code : 14473015
Start Date : 8/30/2017
Page No : 4

Start Time	N Madison Blvd Southbound					Morehead St Westbound					N Madison Blvd Northbound					Morehead St Eastbound					Int. Total
	Right	Thru	Left	Peds	App. Total	Right	Thru	Left	Peds	App. Total	Right	Thru	Left	Peds	App. Total	Right	Thru	Left	Peds	App. Total	
Peak Hour Analysis From 06:00 AM to 09:45 AM - Peak 1 of 1																					
Peak Hour for Entire Intersection Begins at 07:15 AM																					
07:15 AM	2	153	4	0	159	8	3	0	0	11	1	190	5	0	196	8	7	7	0	22	388
07:30 AM	1	159	4	0	164	12	3	10	0	25	5	235	9	0	249	8	11	10	0	29	467
07:45 AM	1	188	4	0	193	14	6	3	0	23	10	260	9	0	279	7	10	12	0	29	524
08:00 AM	5	190	4	0	199	8	3	4	0	15	2	201	9	0	212	12	3	11	0	26	452
Total Volume	9	690	16	0	715	42	15	17	0	74	18	886	32	0	936	35	31	40	0	106	1831
% App. Total	1.3	96.5	2.2	0		56.8	20.3	23	0		1.9	94.7	3.4	0		33	29.2	37.7	0		
PHF	.450	.908	1.00	.000	.898	.750	.625	.425	.000	.740	.450	.852	.889	.000	.839	.729	.705	.833	.000	.914	.874

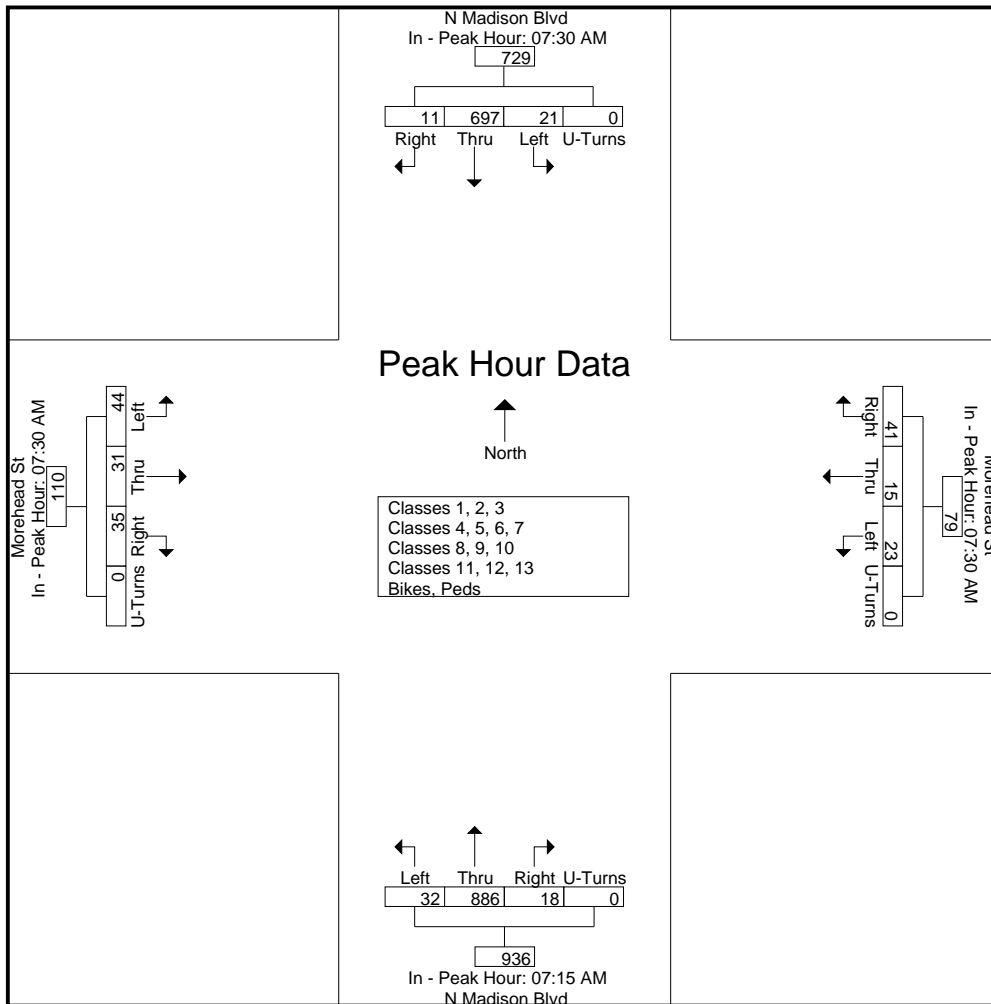


Quality Counts, LLC

920 Blairhill Rd, STE B106
Charlotte, NC 28217

File Name : 14473015 - N Madison Blvd & Morehead St
Site Code : 14473015
Start Date : 8/30/2017
Page No : 5

Start Time	N Madison Blvd Southbound					Morehead St Westbound					N Madison Blvd Northbound					Morehead St Eastbound					Int. Total
	Right	Thru	Left	Peds	App. Total	Right	Thru	Left	Peds	App. Total	Right	Thru	Left	Peds	App. Total	Right	Thru	Left	Peds	App. Total	
Peak Hour Analysis From 06:00 AM to 09:45 AM - Peak 1 of 1																					
Peak Hour for Each Approach at:																					
	07:30 AM					07:30 AM					07:15 AM					07:30 AM					
+0 mins.	1	159	4	0	164	12	3	10	0	25	1	190	5	0	196	8	11	10	0	29	
+15 mins.	1	188	4	0	193	14	6	3	0	23	5	235	9	0	249	7	10	12	0	29	
+30 mins.	5	190	4	0	199	8	3	4	0	15	10	260	9	0	279	12	3	11	0	26	
+45 mins.	4	160	9	0	173	7	3	6	0	16	2	201	9	0	212	8	7	11	0	26	
Total Volume	11	697	21	0	729	41	15	23	0	79	18	886	32	0	936	35	31	44	0	110	
% App. Total	1.5	95.6	2.9	0		51.9	19	29.1	0		1.9	94.7	3.4	0		31.8	28.2	40	0		
PHF	.550	.917	.583	.000	.916	.732	.625	.575	.000	.790	.450	.852	.889	.000	.839	.729	.705	.917	.000	.948	

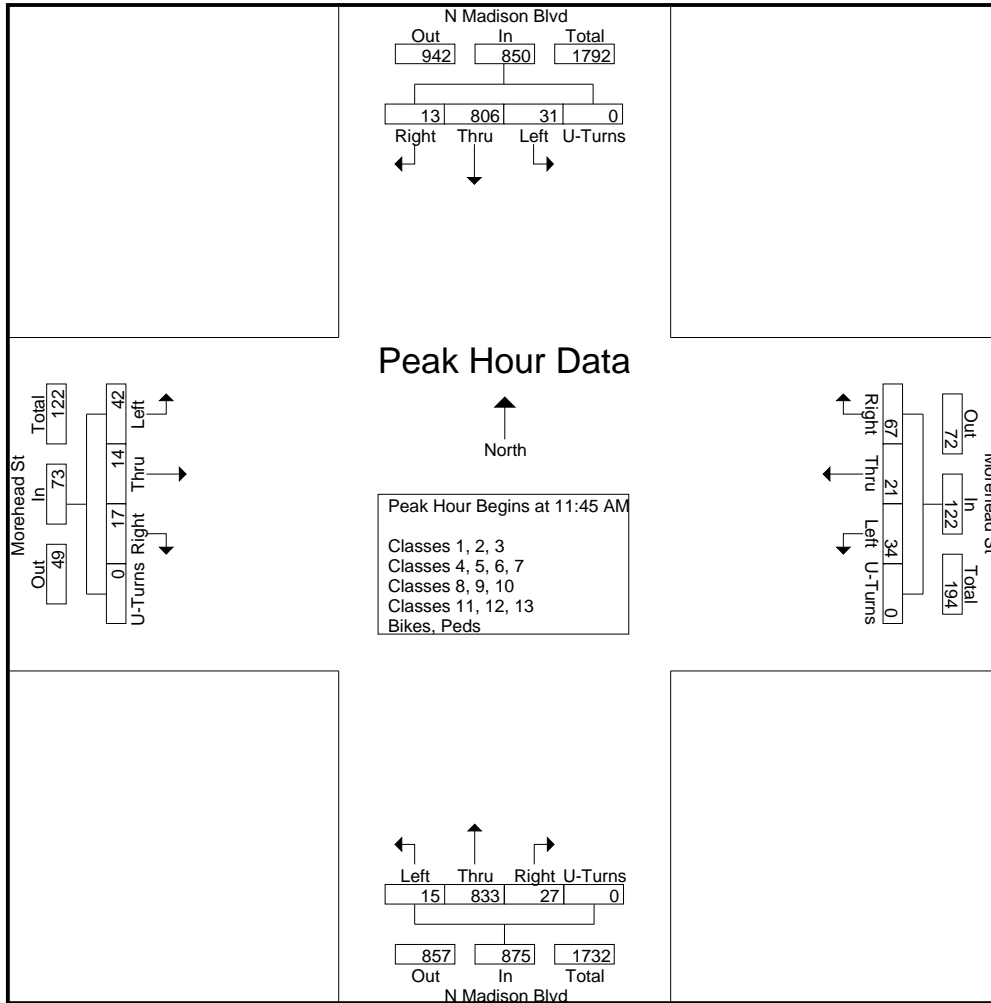


Quality Counts, LLC

920 Blairhill Rd, STE B106
Charlotte, NC 28217

File Name : 14473015 - N Madison Blvd & Morehead St
Site Code : 14473015
Start Date : 8/30/2017
Page No : 6

Start Time	N Madison Blvd Southbound					Morehead St Westbound					N Madison Blvd Northbound					Morehead St Eastbound					Int. Total
	Rig ht	Thr u	Left	Ped s	App. Total	Rig ht	Thr u	Left	Ped s	App. Total	Right	Thr u	Left	Peds	App. Total	Right	Thr u	Left	Peds	App. Total	
Peak Hour Analysis From 10:00 AM to 02:45 PM - Peak 1 of 1																					
Peak Hour for Entire Intersection Begins at 11:45 AM																					
11:45 AM	5	185	5	0	195	8	9	6	0	23	10	208	2	0	220	5	2	8	0	15	453
12:00 PM	3	178	10	0	191	26	3	10	0	39	8	228	8	0	244	6	4	13	0	23	497
12:15 PM	3	227	8	0	238	16	4	10	0	30	7	206	1	0	214	5	4	8	0	17	499
12:30 PM	2	216	8	0	226	17	5	8	0	30	2	191	4	0	197	1	4	13	0	18	471
Total Volume	13	806	31	0	850	67	21	34	0	122	27	833	15	0	875	17	14	42	0	73	1920
% App. Total	1.5	94.8	3.6	0		54.9	17.2	27.9	0		3.1	95.2	1.7	0		23.3	19.2	57.5	0		
PHF	.650	.888	.775	.000	.893	.644	.583	.850	.000	.782	.675	.913	.469	.000	.897	.708	.875	.808	.000	.793	.962



Quality Counts, LLC

920 Blairhill Rd, STE B106
Charlotte, NC 28217

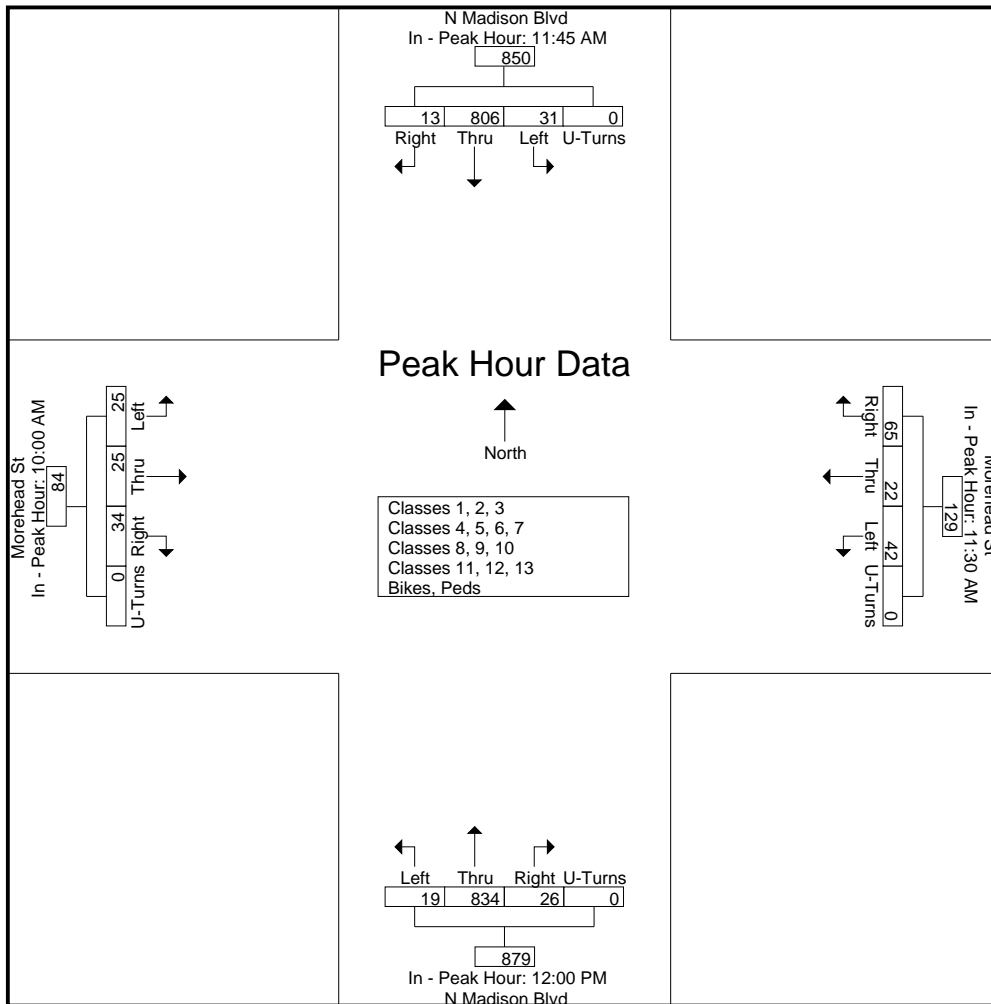
File Name : 14473015 - N Madison Blvd & Morehead St
Site Code : 14473015
Start Date : 8/30/2017
Page No : 7

Start Time	N Madison Blvd Southbound					Morehead St Westbound					N Madison Blvd Northbound					Morehead St Eastbound					Int. Total
	Rig ht	Thr u	Left	Ped s	App. Total	Rig ht	Thr u	Left	Ped s	App. Total	Right	Thr u	Left	Peds	App. Total	Right	Thr u	Left	Peds	App. Total	

Peak Hour Analysis From 10:00 AM to 02:45 PM - Peak 1 of 1

Peak Hour for Each Approach Begins at:

	11:45 AM					11:30 AM					12:00 PM					10:00 AM				
+0 mins.	5	185	5	0	195	15	6	16	0	37	8	228	8	0	244	13	6	9	0	28
+15 mins.	3	178	10	0	191	8	9	6	0	23	7	206	1	0	214	10	9	3	0	22
+30 mins.	3	227	8	0	238	26	3	10	0	39	2	191	4	0	197	10	2	8	0	20
+45 mins.	2	216	8	0	226	16	4	10	0	30	9	209	6	0	224	1	8	5	0	14
Total Volume	13	806	31	0	850	65	22	42	0	129	26	834	19	0	879	34	25	25	0	84
% App. Total	1.5	94.8	3.6	0		50.4	17.1	32.6	0		3	94.9	2.2	0		40.5	29.8	29.8	0	
PHF	.650	.888	.775	.000	.893	.625	.611	.656	.000	.827	.722	.914	.594	.000	.901	.654	.694	.694	.000	.750

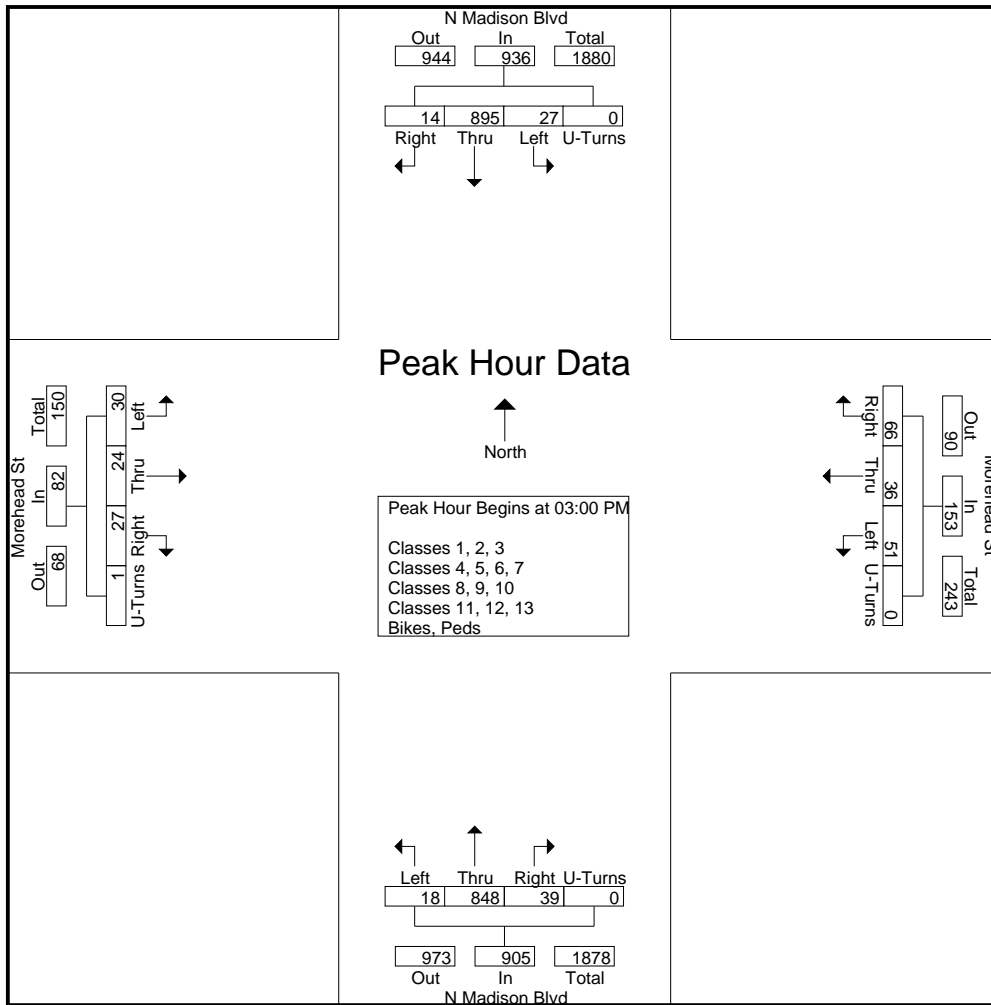


Quality Counts, LLC

920 Blairhill Rd, STE B106
Charlotte, NC 28217

File Name : 14473015 - N Madison Blvd & Morehead St
Site Code : 14473015
Start Date : 8/30/2017
Page No : 8

Start Time	N Madison Blvd Southbound					Morehead St Westbound					N Madison Blvd Northbound					Morehead St Eastbound					Int. Total
	Right	Thru	Left	Peds	App. Total	Right	Thru	Left	Peds	App. Total	Right	Thru	Left	Peds	App. Total	Right	Thru	Left	Peds	App. Total	
Peak Hour Analysis From 03:00 PM to 06:45 PM - Peak 1 of 1																					
Peak Hour for Entire Intersection Begins at 03:00 PM																					
03:00 PM	2	254	6	0	262	13	10	11	0	34	11	221	3	0	235	10	9	14	0	33	564
03:15 PM	3	226	6	0	235	26	14	12	0	52	10	181	1	0	192	5	2	5	1	13	492
03:30 PM	4	227	9	0	240	14	6	13	0	33	9	239	5	0	253	7	5	6	0	18	544
03:45 PM	5	188	6	0	199	13	6	15	0	34	9	207	9	0	225	5	8	5	0	18	476
Total Volume	14	895	27	0	936	66	36	51	0	153	39	848	18	0	905	27	24	30	1	82	2076
% App. Total	1.5	95.6	2.9	0		43.1	23.5	33.3	0		4.3	93.7	2	0		32.9	29.3	36.6	1.2		
PHF	.700	.881	.750	.000	.893	.635	.643	.850	.000	.736	.886	.887	.500	.000	.894	.675	.667	.536	.250	.621	.920



Quality Counts, LLC

920 Blairhill Rd, STE B106
Charlotte, NC 28217

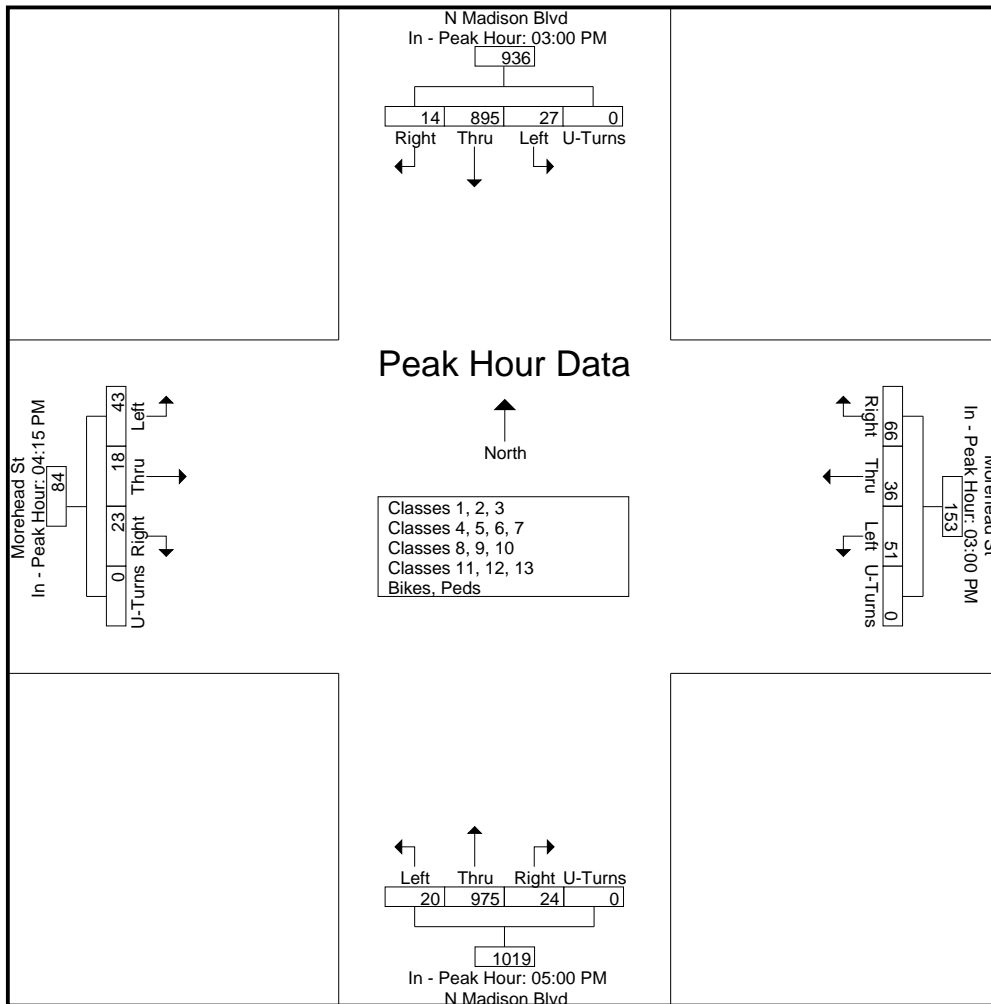
File Name : 14473015 - N Madison Blvd & Morehead St
Site Code : 14473015
Start Date : 8/30/2017
Page No : 9

Start Time	N Madison Blvd Southbound					Morehead St Westbound					N Madison Blvd Northbound					Morehead St Eastbound					Int. Total
	Rig ht	Thr u	Left	Ped s	App. Total	Rig ht	Thr u	Left	Ped s	App. Total	Right	Thr u	Left	Peds	App. Total	Right	Thr u	Left	Peds	App. Total	

Peak Hour Analysis From 03:00 PM to 06:45 PM - Peak 1 of 1

Peak Hour for Each Approach Begins at:

	03:00 PM					03:00 PM					05:00 PM					04:15 PM				
+0 mins.	2	254	6	0	262	13	10	11	0	34	6	244	6	0	256	9	8	8	0	25
+15 mins.	3	226	6	0	235	26	14	12	0	52	7	240	3	0	250	6	5	12	0	23
+30 mins.	4	227	9	0	240	14	6	13	0	33	6	252	8	0	266	5	2	10	0	17
+45 mins.	5	188	6	0	199	13	6	15	0	34	5	239	3	0	247	3	3	13	0	19
Total Volume	14	895	27	0	936	66	36	51	0	153	24	975	20	0	1019	23	18	43	0	84
% App. Total	1.5	95.6	2.9	0		43.1	23.5	33.3	0		2.4	95.7	2	0		27.4	21.4	51.2	0	
PHF	.700	.881	.750	.000	.893	.635	.643	.850	.000	.736	.857	.967	.625	.000	.958	.639	.563	.827	.000	.840



Quality Counts, LLC

920 Blairhill Rd, STE B106
Charlotte, NC 28217

File Name : 14473015 - N Madison Blvd & Morehead St

Site Code : 14473015

Start Date : 8/30/2017

Page No : 1

Groups Printed- Classes 1, 2, 3

Start Time	N Madison Blvd Southbound					Morehead St Westbound					N Madison Blvd Northbound					Morehead St Eastbound					Int. Total
	Right	Thru	Left	U-Turns	App. Total	Right	Thru	Left	U-Turns	App. Total	Right	Thru	Left	U-Turns	App. Total	Right	Thru	Left	U-Turns	App. Total	
06:00 AM	1	90	1	0	92	6	0	2	0	8	0	39	1	0	40	3	2	0	0	5	145
06:15 AM	0	131	1	0	132	7	3	0	0	10	0	46	0	0	46	3	1	1	0	5	193
06:30 AM	2	102	4	0	108	4	0	1	0	5	0	64	1	0	65	1	1	3	0	5	183
06:45 AM	0	129	0	0	129	6	0	1	0	7	1	108	3	0	112	2	1	3	0	6	254
Total	3	452	6	0	461	23	3	4	0	30	1	257	5	0	263	9	5	7	0	21	775
07:00 AM	0	153	4	0	157	3	3	3	0	9	2	127	3	0	132	2	2	8	0	12	310
07:15 AM	2	146	4	0	152	8	3	0	0	11	1	173	5	0	179	7	7	7	0	21	363
07:30 AM	1	147	4	0	152	12	3	9	0	24	5	218	7	0	230	8	11	9	0	28	434
07:45 AM	1	176	3	0	180	14	4	3	0	21	10	241	9	0	260	7	10	8	0	25	486
Total	4	622	15	0	641	37	13	15	0	65	18	759	24	0	801	24	30	32	0	86	1593
08:00 AM	5	173	4	0	182	8	3	4	0	15	2	189	8	0	199	11	2	11	0	24	420
08:15 AM	2	150	9	0	161	6	3	6	0	15	3	131	3	0	137	8	7	9	0	24	337
08:30 AM	3	126	6	0	135	5	2	5	0	12	3	135	5	0	143	7	4	12	0	23	313
08:45 AM	4	138	5	0	147	12	1	5	0	18	3	151	4	0	158	7	5	7	0	19	342
Total	14	587	24	0	625	31	9	20	0	60	11	606	20	0	637	33	18	39	0	90	1412
09:00 AM	5	121	5	0	131	7	3	3	0	13	5	137	3	0	145	10	4	7	0	21	310
09:15 AM	4	142	6	0	152	7	6	4	0	17	4	154	2	0	160	4	6	6	0	16	345
09:30 AM	2	142	4	0	148	9	2	10	1	22	2	135	3	0	140	7	3	12	0	22	332
09:45 AM	3	152	8	0	163	8	2	3	0	13	5	170	4	0	179	12	6	8	0	26	381
Total	14	557	23	0	594	31	13	20	1	65	16	596	12	0	624	33	19	33	0	85	1368
10:00 AM	2	133	4	0	139	9	6	8	0	23	8	145	8	0	161	13	6	9	0	28	351
10:15 AM	6	138	3	0	147	12	6	2	0	20	4	133	3	0	140	9	9	3	0	21	328
10:30 AM	1	118	2	0	121	7	6	5	0	18	3	155	3	0	161	10	2	8	0	20	320
10:45 AM	1	144	6	0	151	7	3	2	0	12	7	136	7	0	150	1	8	5	0	14	327
Total	10	533	15	0	558	35	21	17	0	73	22	569	21	0	612	33	25	25	0	83	1326
11:00 AM	2	148	1	2	153	8	7	6	0	21	5	160	6	0	171	6	6	10	0	22	367
11:15 AM	2	181	7	0	190	12	4	9	0	25	3	178	4	0	185	3	4	10	0	17	417
11:30 AM	2	171	3	0	176	14	6	16	0	36	9	170	2	0	181	10	4	7	0	21	414
11:45 AM	4	173	5	0	182	8	9	6	0	23	10	202	2	0	214	5	2	8	0	15	434
Total	10	673	16	2	701	42	26	37	0	105	27	710	14	0	751	24	16	35	0	75	1632
12:00 PM	3	173	9	0	185	26	3	10	0	39	8	219	8	0	235	6	4	13	0	23	482
12:15 PM	3	215	8	0	226	16	4	10	0	30	7	194	1	0	202	4	4	8	0	16	474
12:30 PM	2	205	8	0	215	17	5	8	0	30	2	185	4	0	191	1	4	13	0	18	454
12:45 PM	6	165	5	0	176	13	8	5	0	26	8	199	5	0	212	8	4	5	0	17	431
Total	14	758	30	0	802	72	20	33	0	125	25	797	18	0	840	19	16	39	0	74	1841
01:00 PM	4	167	7	0	178	10	3	9	1	23	7	187	4	0	198	9	1	11	0	21	420
01:15 PM	2	187	3	0	192	7	3	9	0	19	12	191	4	0	207	5	5	5	0	15	433
01:30 PM	3	171	9	0	183	14	5	2	0	21	6	174	4	0	184	4	1	4	0	9	397
01:45 PM	6	169	3	0	178	10	4	9	0	23	5	170	1	0	176	8	1	8	0	17	394
Total	15	694	22	0	731	41	15	29	1	86	30	722	13	0	765	26	8	28	0	62	1644
02:00 PM	3	191	5	0	199	16	6	8	0	30	2	171	4	0	177	4	5	4	0	13	419
02:15 PM	5	182	6	0	193	11	5	5	0	21	7	160	1	0	168	8	3	8	0	19	401
02:30 PM	1	176	2	0	179	9	2	5	0	16	5	166	1	0	172	10	5	10	0	25	392
02:45 PM	3	187	7	0	197	12	3	5	0	20	4	175	4	0	183	3	5	3	0	11	411
Total	12	736	20	0	768	48	16	23	0	87	18	672	10	0	700	25	18	25	0	68	1623
03:00 PM	2	234	6	0	242	13	10	11	0	34	10	208	3	0	221	10	9	14	0	33	530
03:15 PM	3	215	6	0	224	26	13	12	0	51	10	168	1	0	179	5	2	5	1	13	467
03:30 PM	4	218	9	0	231	14	6	13	0	33	9	223	5	0	237	6	5	6	0	17	518
03:45 PM	5	182	6	0	193	13	6	14	0	33	9	195	9	0	213	5	8	5	0	18	457
Total	14	849	27	0	890	66	35	50	0	151	38	794	18	0	850	26	24	30	1	81	1972

Quality Counts, LLC

920 Blairhill Rd, STE B106
Charlotte, NC 28217

File Name : 14473015 - N Madison Blvd & Morehead St

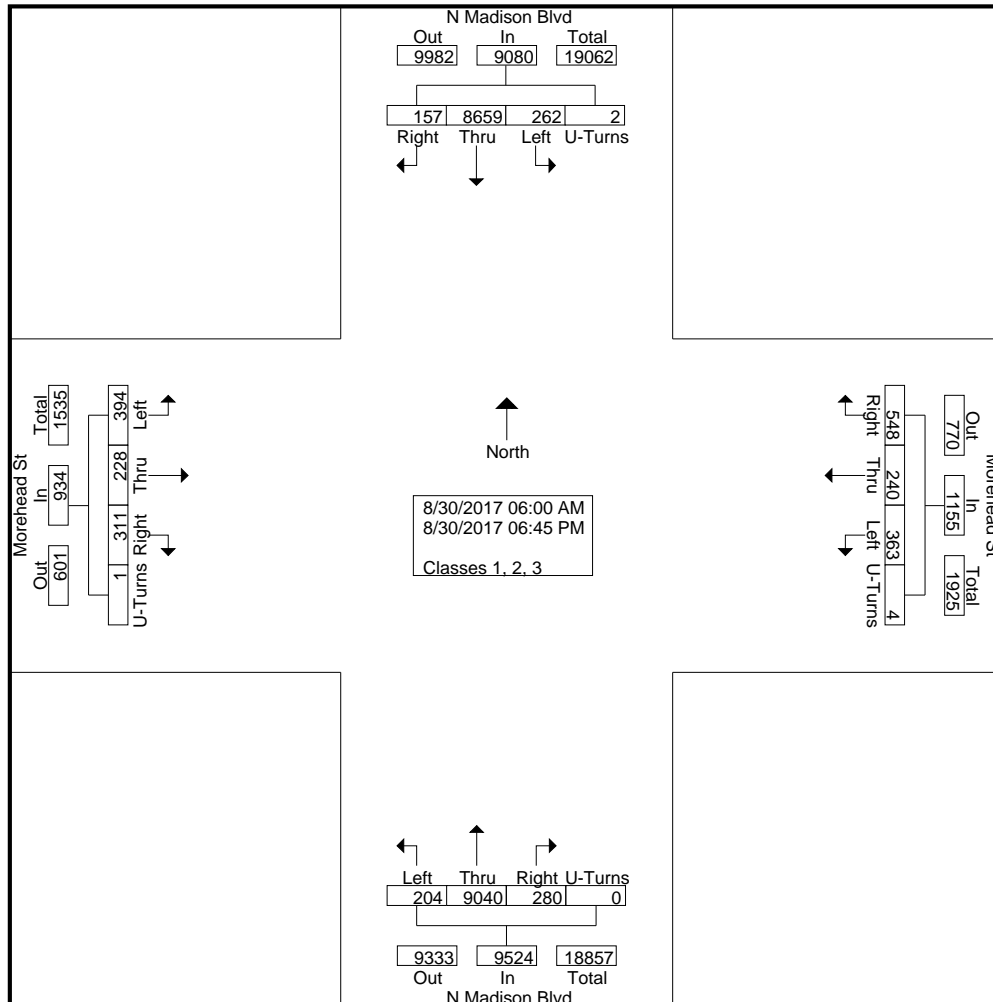
Site Code : 14473015

Start Date : 8/30/2017

Page No : 2

Groups Printed- Classes 1, 2, 3

Start Time	N Madison Blvd Southbound					Morehead St Westbound					N Madison Blvd Northbound					Morehead St Eastbound					Int. Total
	Right	Thru	Left	U-Turns	App. Total	Right	Thru	Left	U-Turns	App. Total	Right	Thru	Left	U-Turns	App. Total	Right	Thru	Left	U-Turns	App. Total	
04:00 PM	4	174	4	0	182	11	6	12	0	29	7	202	7	0	216	5	6	6	0	17	444
04:15 PM	5	185	7	0	197	9	11	12	0	32	6	247	7	0	260	9	8	8	0	25	514
04:30 PM	4	183	3	0	190	16	9	13	0	38	8	210	2	0	220	5	5	12	0	22	470
04:45 PM	1	182	7	0	190	6	4	9	0	19	3	215	3	0	221	5	2	10	0	17	447
Total	14	724	21	0	759	42	30	46	0	118	24	874	19	0	917	24	21	36	0	81	1875
05:00 PM	7	215	6	0	228	19	8	9	0	36	6	239	6	0	251	3	3	13	0	19	534
05:15 PM	3	189	6	0	198	6	4	9	0	19	7	234	3	0	244	7	5	8	0	20	481
05:30 PM	3	185	5	0	193	10	5	15	0	30	6	248	8	0	262	7	2	6	0	15	500
05:45 PM	3	200	6	0	209	13	3	8	1	25	5	235	3	0	243	5	6	9	0	20	497
Total	16	789	23	0	828	48	20	41	1	110	24	956	20	0	1000	22	16	36	0	74	2012
06:00 PM	3	189	5	0	197	8	7	4	0	19	6	180	4	0	190	3	2	10	0	15	421
06:15 PM	8	176	7	0	191	4	6	6	0	16	6	195	2	0	203	2	4	11	0	17	427
06:30 PM	5	150	5	0	160	9	2	7	1	19	6	165	4	0	175	5	4	5	0	14	368
06:45 PM	1	170	3	0	174	11	4	11	0	26	8	188	0	0	196	3	2	3	0	8	404
Total	17	685	20	0	722	32	19	28	1	80	26	728	10	0	764	13	12	29	0	54	1620
Grand Total	157	8659	262	2	9080	548	240	363	4	1155	280	9040	204	0	9524	311	228	394	1	934	20693
Apprch %	1.7	95.4	2.9	0		47.4	20.8	31.4	0.3		2.9	94.9	2.1	0		33.3	24.4	42.2	0.1		
Total %	0.8	41.8	1.3	0	43.9	2.6	1.2	1.8	0	5.6	1.4	43.7	1	0	46	1.5	1.1	1.9	0	4.5	

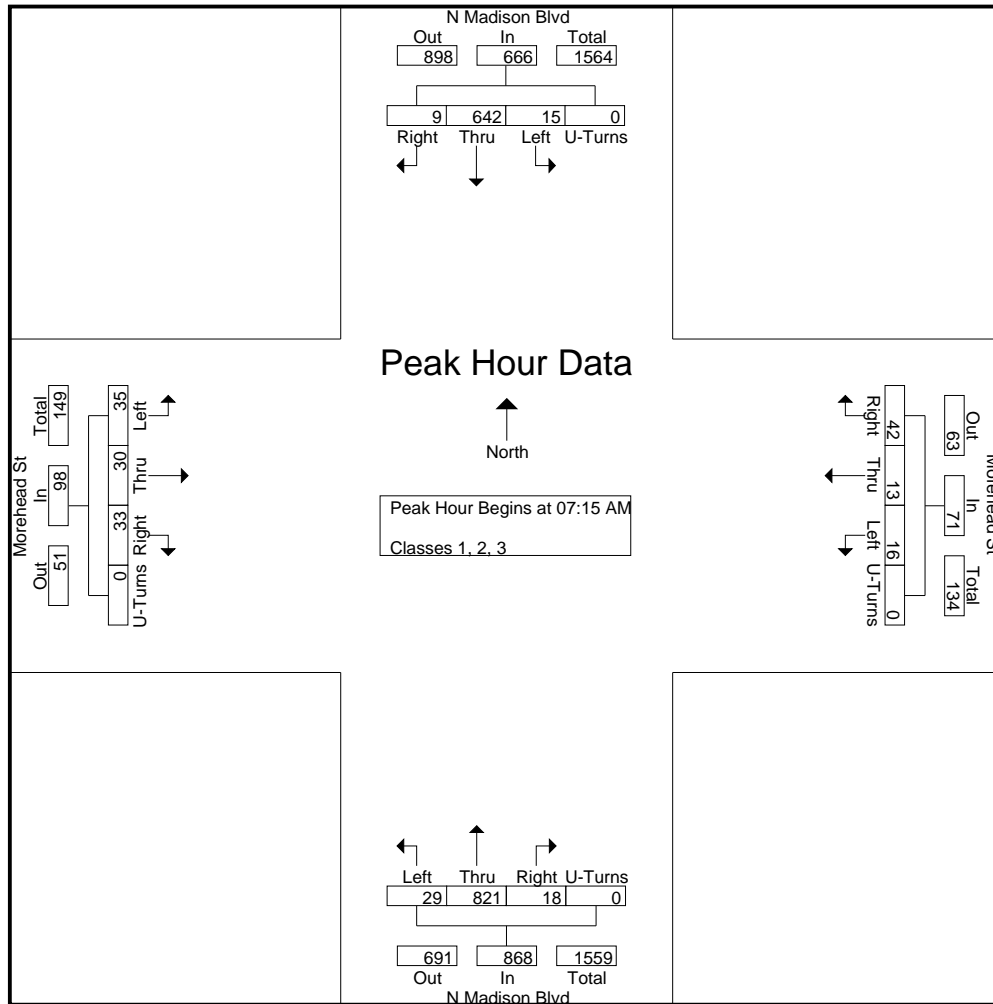


Quality Counts, LLC

920 Blairhill Rd, STE B106
Charlotte, NC 28217

File Name : 14473015 - N Madison Blvd & Morehead St
Site Code : 14473015
Start Date : 8/30/2017
Page No : 3

Start Time	N Madison Blvd Southbound					Morehead St Westbound					N Madison Blvd Northbound					Morehead St Eastbound					Int. Total
	Right	Thru	Left	U-Turns	App. Total	Right	Thru	Left	U-Turns	App. Total	Right	Thru	Left	U-Turns	App. Total	Right	Thru	Left	U-Turns	App. Total	
Peak Hour Analysis From 06:00 AM to 09:45 AM - Peak 1 of 1																					
Peak Hour for Entire Intersection Begins at 07:15 AM																					
07:15 AM	2	146	4	0	152	8	3	0	0	11	1	173	5	0	179	7	7	7	0	21	363
07:30 AM	1	147	4	0	152	12	3	9	0	24	5	218	7	0	230	8	11	9	0	28	434
07:45 AM	1	176	3	0	180	14	4	3	0	21	10	241	9	0	260	7	10	8	0	25	486
08:00 AM	5	173	4	0	182	8	3	4	0	15	2	189	8	0	199	11	2	11	0	24	420
Total Volume	9	642	15	0	666	42	13	16	0	71	18	821	29	0	868	33	30	35	0	98	1703
% App. Total	1.4	96.4	2.3	0		59.2	18.3	22.5	0		2.1	94.6	3.3	0		33.7	30.6	35.7	0		
PHF	.450	.912	.938	.000	.915	.750	.813	.444	.000	.740	.450	.852	.806	.000	.835	.750	.682	.795	.000	.875	.876

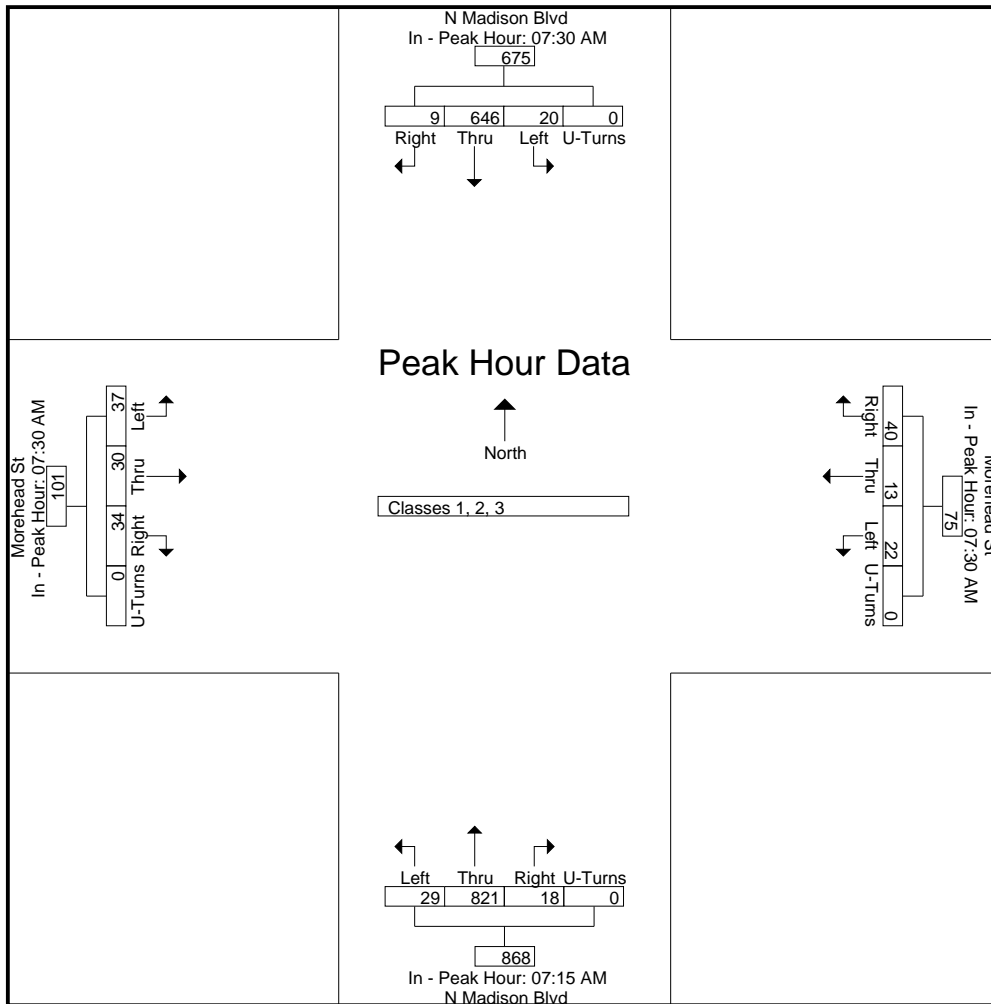


Quality Counts, LLC

920 Blairhill Rd, STE B106
Charlotte, NC 28217

File Name : 14473015 - N Madison Blvd & Morehead St
Site Code : 14473015
Start Date : 8/30/2017
Page No : 4

Start Time	N Madison Blvd Southbound					Morehead St Westbound					N Madison Blvd Northbound					Morehead St Eastbound					Int. Total
	Right	Thru	Left	U-Turns	App. Total	Right	Thru	Left	U-Turns	App. Total	Right	Thru	Left	U-Turns	App. Total	Right	Thru	Left	U-Turns	App. Total	
Peak Hour Analysis From 06:00 AM to 09:45 AM - Peak 1 of 1																					
Peak Hour for Each Approach at:																					
	07:30 AM					07:30 AM					07:15 AM					07:30 AM					
+0 mins.	1	147	4	0	152	12	3	9	0	24	1	173	5	0	179	8	11	9	0	28	
+15 mins.	1	176	3	0	180	14	4	3	0	21	5	218	7	0	230	7	10	8	0	25	
+30 mins.	5	173	4	0	182	8	3	4	0	15	10	241	9	0	260	11	2	11	0	24	
+45 mins.	2	150	9	0	161	6	3	6	0	15	2	189	8	0	199	8	7	9	0	24	
Total Volume	9	646	20	0	675	40	13	22	0	75	18	821	29	0	868	34	30	37	0	101	
% App. Total	1.3	95.7	3	0		53.3	17.3	29.3	0		2.1	94.6	3.3	0		33.7	29.7	36.6	0		
PHF	.450	.918	.556	.000	.927	.714	.813	.611	.000	.781	.450	.852	.806	.000	.835	.773	.682	.841	.000	.902	

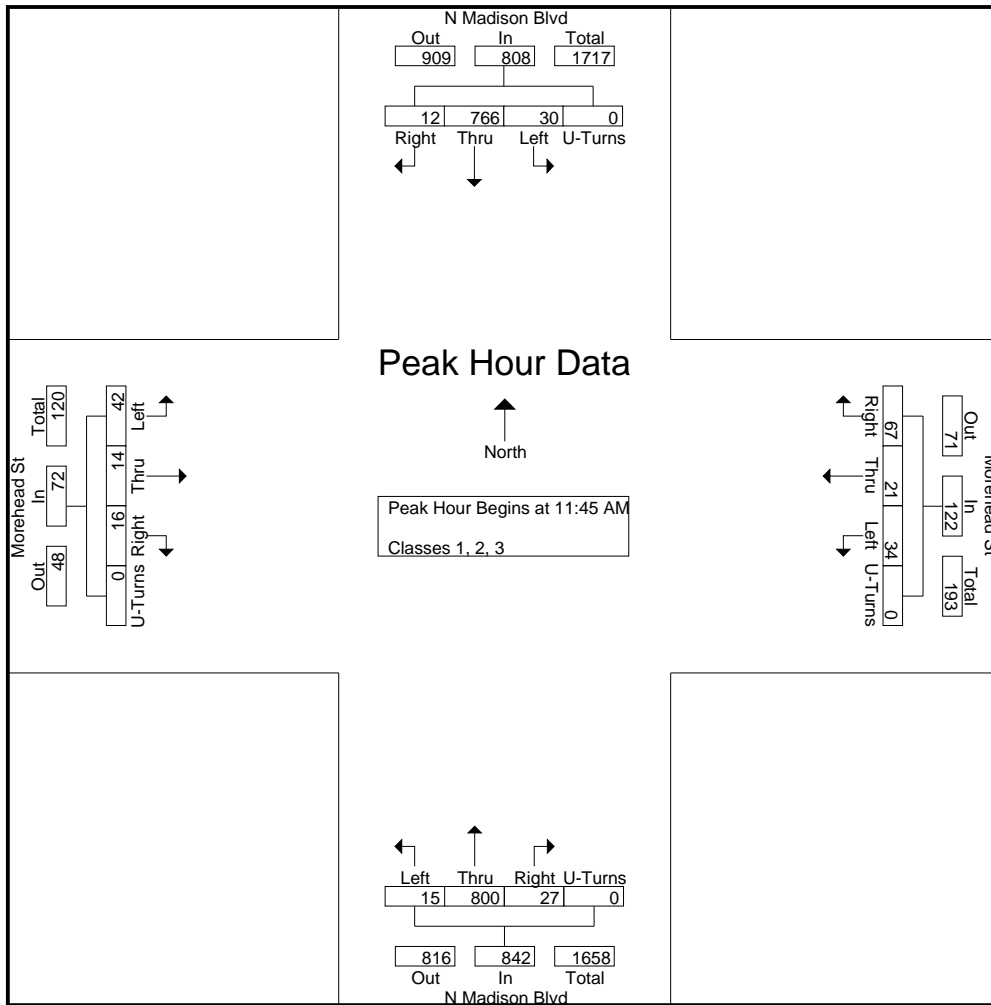


Quality Counts, LLC

920 Blairhill Rd, STE B106
Charlotte, NC 28217

File Name : 14473015 - N Madison Blvd & Morehead St
Site Code : 14473015
Start Date : 8/30/2017
Page No : 5

Start Time	N Madison Blvd Southbound					Morehead St Westbound					N Madison Blvd Northbound					Morehead St Eastbound					Int. Total
	Right	Thru	Left	U-Turns	App. Total	Right	Thru	Left	U-Turns	App. Total	Right	Thru	Left	U-Turns	App. Total	Right	Thru	Left	U-Turns	App. Total	
Peak Hour Analysis From 10:00 AM to 02:45 PM - Peak 1 of 1																					
Peak Hour for Entire Intersection Begins at 11:45 AM																					
11:45 AM	4	173	5	0	182	8	9	6	0	23	10	202	2	0	214	5	2	8	0	15	434
12:00 PM	3	173	9	0	185	26	3	10	0	39	8	219	8	0	235	6	4	13	0	23	482
12:15 PM	3	215	8	0	226	16	4	10	0	30	7	194	1	0	202	4	4	8	0	16	474
12:30 PM	2	205	8	0	215	17	5	8	0	30	2	185	4	0	191	1	4	13	0	18	454
Total Volume	12	766	30	0	808	67	21	34	0	122	27	800	15	0	842	16	14	42	0	72	1844
% App. Total	1.5	94.8	3.7	0		54.9	17.2	27.9	0		3.2	95	1.8	0		22.2	19.4	58.3	0		
PHF	.750	.891	.833	.000	.894	.644	.583	.850	.000	.782	.675	.913	.469	.000	.896	.667	.875	.808	.000	.783	.956



Quality Counts, LLC

920 Blairhill Rd, STE B106
Charlotte, NC 28217

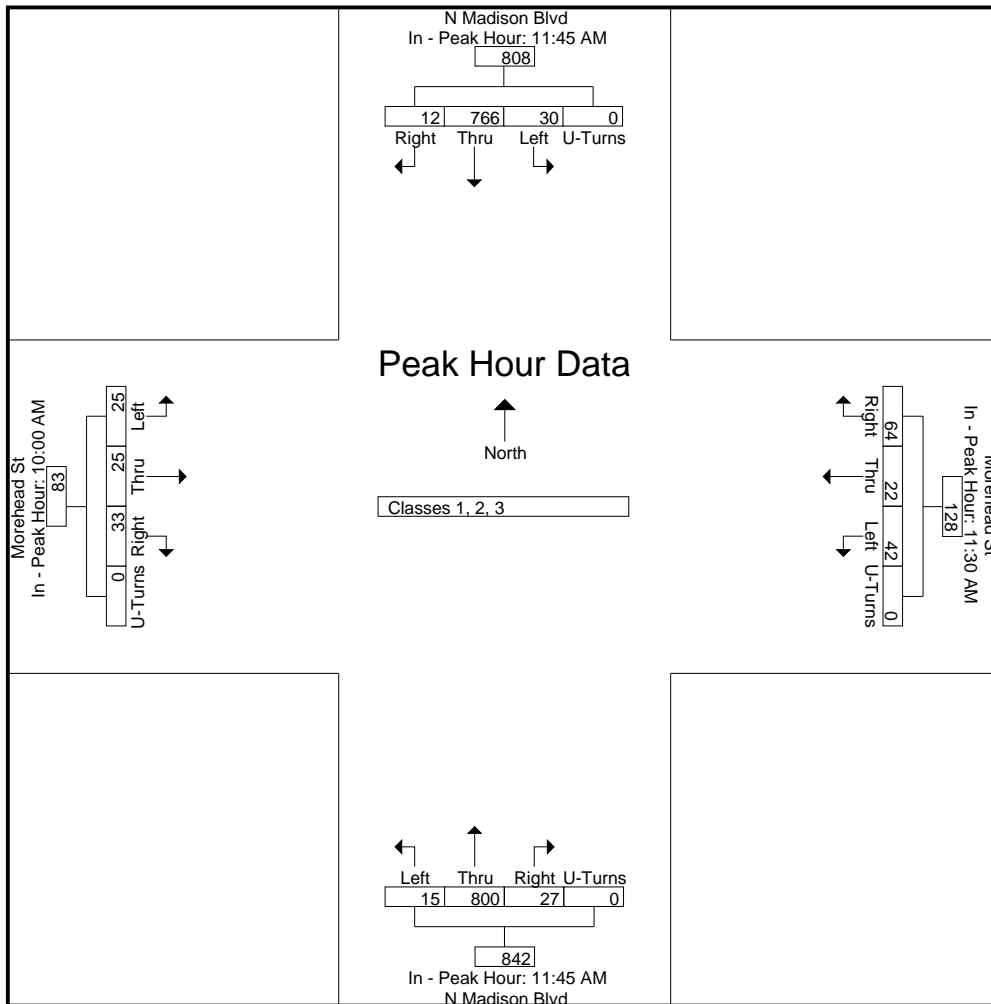
File Name : 14473015 - N Madison Blvd & Morehead St
Site Code : 14473015
Start Date : 8/30/2017
Page No : 6

Start Time	N Madison Blvd Southbound					Morehead St Westbound					N Madison Blvd Northbound					Morehead St Eastbound					Int. Total
	Rig ht	Thr u	Left	U-Turns	App. Total	Right	Thr u	Left	U-Turns	App. Total	Right	Thr u	Left	U-Turns	App. Total	Right	Thr u	Left	U-Turns	App. Total	

Peak Hour Analysis From 10:00 AM to 02:45 PM - Peak 1 of 1

Peak Hour for Each Approach Begins at:

	11:45 AM					11:30 AM					11:45 AM					10:00 AM				
+0 mins.	4	173	5	0	182	14	6	16	0	36	10	202	2	0	214	13	6	9	0	28
+15 mins.	3	173	9	0	185	8	9	6	0	23	8	219	8	0	235	9	9	3	0	21
+30 mins.	3	215	8	0	226	26	3	10	0	39	7	194	1	0	202	10	2	8	0	20
+45 mins.	2	205	8	0	215	16	4	10	0	30	2	185	4	0	191	1	8	5	0	14
Total Volume	12	766	30	0	808	64	22	42	0	128	27	800	15	0	842	33	25	25	0	83
% App. Total	1.5	94.8	3.7	0		50	17.2	32.8	0		3.2	95	1.8	0		39.8	30.1	30.1	0	
PHF	.750	.891	.833	.000	.894	.615	.611	.656	.000	.821	.675	.913	.469	.000	.896	.635	.694	.694	.000	.741

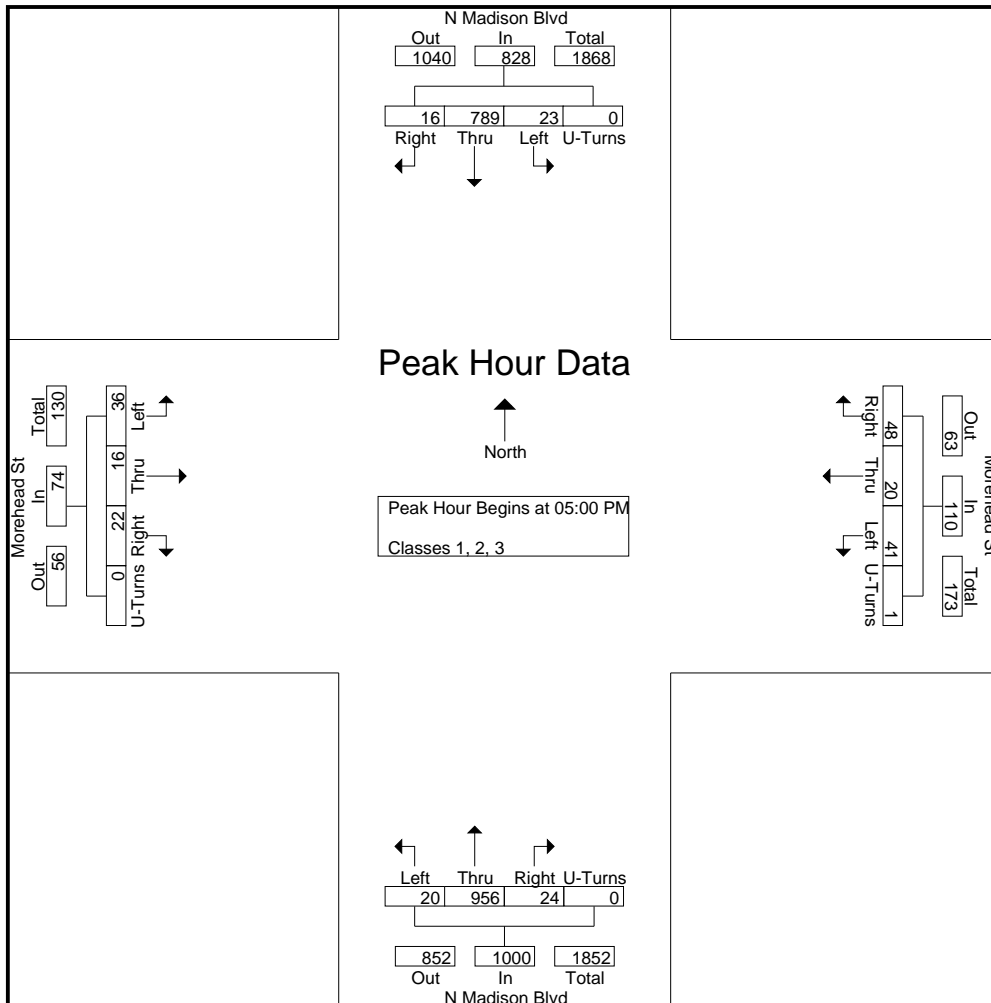


Quality Counts, LLC

920 Blairhill Rd, STE B106
Charlotte, NC 28217

File Name : 14473015 - N Madison Blvd & Morehead St
Site Code : 14473015
Start Date : 8/30/2017
Page No : 7

Start Time	N Madison Blvd Southbound					Morehead St Westbound					N Madison Blvd Northbound					Morehead St Eastbound					Int. Total
	Right	Thru	Left	U-Turns	App. Total	Right	Thru	Left	U-Turns	App. Total	Right	Thru	Left	U-Turns	App. Total	Right	Thru	Left	U-Turns	App. Total	
Peak Hour Analysis From 03:00 PM to 06:45 PM - Peak 1 of 1																					
Peak Hour for Entire Intersection Begins at 05:00 PM																					
05:00 PM	7	215	6	0	228	19	8	9	0	36	6	239	6	0	251	3	3	13	0	19	534
05:15 PM	3	189	6	0	198	6	4	9	0	19	7	234	3	0	244	7	5	8	0	20	481
05:30 PM	3	185	5	0	193	10	5	15	0	30	6	248	8	0	262	7	2	6	0	15	500
05:45 PM	3	200	6	0	209	13	3	8	1	25	5	235	3	0	243	5	6	9	0	20	497
Total Volume	16	789	23	0	828	48	20	41	1	110	24	956	20	0	1000	22	16	36	0	74	2012
% App. Total	1.9	95.3	2.8	0		43.6	18.2	37.3	0.9		2.4	95.6	2	0		29.7	21.6	48.6	0		
PHF	.571	.917	.958	.000	.908	.632	.625	.683	.250	.764	.857	.964	.625	.000	.954	.786	.667	.692	.000	.925	.942



Quality Counts, LLC

920 Blairhill Rd, STE B106
Charlotte, NC 28217

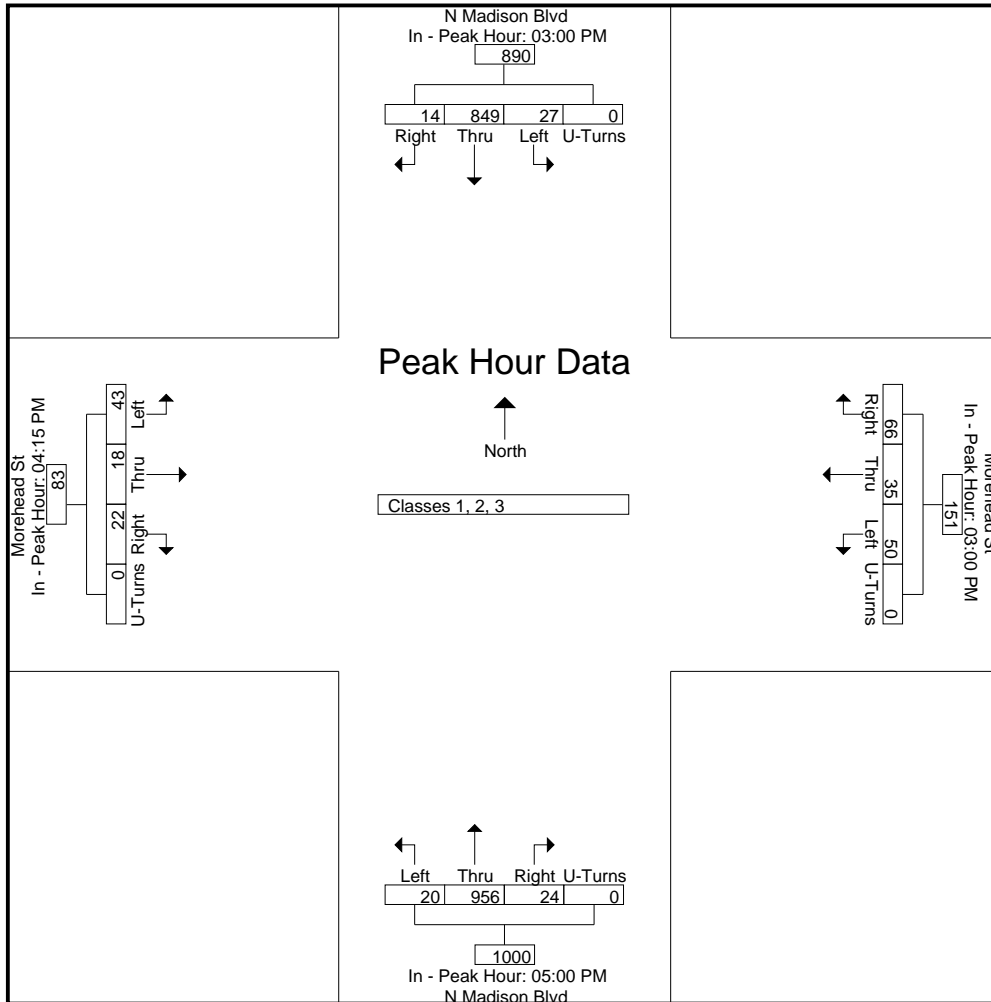
File Name : 14473015 - N Madison Blvd & Morehead St
Site Code : 14473015
Start Date : 8/30/2017
Page No : 8

Start Time	N Madison Blvd Southbound					Morehead St Westbound					N Madison Blvd Northbound					Morehead St Eastbound					Int. Total
	Right	Thru	Left	U-Turns	App. Total	Right	Thru	Left	U-Turns	App. Total	Right	Thru	Left	U-Turns	App. Total	Right	Thru	Left	U-Turns	App. Total	

Peak Hour Analysis From 03:00 PM to 06:45 PM - Peak 1 of 1

Peak Hour for Each Approach Begins at:

	03:00 PM					03:00 PM					05:00 PM					04:15 PM				
+0 mins.	2	234	6	0	242	13	10	11	0	34	6	239	6	0	251	9	8	8	0	25
+15 mins.	3	215	6	0	224	26	13	12	0	51	7	234	3	0	244	5	5	12	0	22
+30 mins.	4	218	9	0	231	14	6	13	0	33	6	248	8	0	262	5	2	10	0	17
+45 mins.	5	182	6	0	193	13	6	14	0	33	5	235	3	0	243	3	3	13	0	19
Total Volume	14	849	27	0	890	66	35	50	0	151	24	956	20	0	1000	22	18	43	0	83
% App. Total	1.6	95.4	3	0		43.7	23.2	33.1	0		2.4	95.6	2	0		26.5	21.7	51.8	0	
PHF	.700	.907	.750	.000	.919	.635	.673	.893	.000	.740	.857	.964	.625	.000	.954	.611	.563	.827	.000	.830



Quality Counts, LLC

920 Blairhill Rd, STE B106
Charlotte, NC 28217

File Name : 14473015 - N Madison Blvd & Morehead St

Site Code : 14473015

Start Date : 8/30/2017

Page No : 1

Groups Printed- Classes 4, 5, 6, 7

Start Time	N Madison Blvd Southbound					Morehead St Westbound					N Madison Blvd Northbound					Morehead St Eastbound					Int. Total
	Right	Thru	Left	U-Turns	App. Total	Right	Thru	Left	U-Turns	App. Total	Right	Thru	Left	U-Turns	App. Total	Right	Thru	Left	U-Turns	App. Total	
06:00 AM	0	4	0	0	4	0	0	0	0	0	0	2	0	0	2	0	1	0	0	1	7
06:15 AM	0	3	0	0	3	0	0	0	0	0	0	5	0	0	5	0	0	0	0	0	8
06:30 AM	0	3	0	0	3	0	0	0	0	0	1	1	0	0	2	1	0	0	0	1	6
06:45 AM	0	5	0	0	5	0	0	0	0	0	0	5	0	0	5	0	0	0	0	0	10
Total	0	15	0	0	15	0	0	0	0	0	1	13	0	0	14	1	1	0	0	2	31
07:00 AM	0	2	0	0	2	0	0	0	0	0	0	0	0	0	0	0	0	1	0	1	3
07:15 AM	0	6	0	0	6	0	0	0	0	0	0	9	0	0	9	1	0	0	0	1	16
07:30 AM	0	7	0	0	7	0	0	1	0	1	0	10	2	0	12	0	0	1	0	1	21
07:45 AM	0	7	1	0	8	0	2	0	0	2	0	15	0	0	15	0	0	4	0	4	29
Total	0	22	1	0	23	0	2	1	0	3	0	34	2	0	36	1	0	6	0	7	69
08:00 AM	0	10	0	0	10	0	0	0	0	0	0	7	1	0	8	1	1	0	0	2	20
08:15 AM	2	3	0	0	5	1	0	0	0	1	0	2	0	0	2	0	0	2	0	2	10
08:30 AM	0	9	0	0	9	0	0	0	0	0	0	4	0	0	4	0	0	0	0	0	13
08:45 AM	0	8	0	0	8	0	0	1	0	1	0	4	0	0	4	0	0	0	0	0	13
Total	2	30	0	0	32	1	0	1	0	2	0	17	1	0	18	1	1	2	0	4	56
09:00 AM	0	6	0	0	6	0	0	1	0	1	0	4	0	0	4	0	0	0	0	0	11
09:15 AM	0	4	0	0	4	0	0	0	0	0	0	5	0	0	5	0	0	0	0	0	9
09:30 AM	0	5	0	0	5	0	1	1	0	2	1	7	0	0	8	0	0	0	0	0	15
09:45 AM	0	1	0	0	1	0	0	0	0	0	0	2	0	0	2	0	0	0	0	0	3
Total	0	16	0	0	16	0	1	2	0	3	1	18	0	0	19	0	0	0	0	0	38
10:00 AM	0	4	2	0	6	1	0	1	0	2	0	6	0	0	6	0	0	0	0	0	14
10:15 AM	0	4	0	0	4	0	0	0	0	0	0	3	0	0	3	1	0	0	0	1	8
10:30 AM	0	3	0	0	3	0	0	0	0	0	1	5	0	0	6	0	0	0	0	0	9
10:45 AM	0	4	0	0	4	0	0	0	0	0	0	2	0	0	2	0	0	0	0	0	6
Total	0	15	2	0	17	1	0	1	0	2	1	16	0	0	17	1	0	0	0	1	37
11:00 AM	1	7	0	0	8	1	0	0	0	1	0	1	0	0	1	0	0	0	0	0	10
11:15 AM	0	6	0	0	6	1	0	0	0	1	0	7	0	0	7	0	1	0	0	1	15
11:30 AM	0	4	0	0	4	1	0	0	0	1	0	6	0	0	6	0	0	0	0	0	11
11:45 AM	1	7	0	0	8	0	0	0	0	0	0	1	0	0	1	0	0	0	0	0	9
Total	2	24	0	0	26	3	0	0	0	3	0	15	0	0	15	0	1	0	0	1	45
12:00 PM	0	3	0	0	3	0	0	0	0	0	0	5	0	0	5	0	0	0	0	0	8
12:15 PM	0	8	0	0	8	0	0	0	0	0	0	4	0	0	4	1	0	0	0	1	13
12:30 PM	0	5	0	0	5	0	0	0	0	0	0	3	0	0	3	0	0	0	0	0	8
12:45 PM	0	2	0	0	2	1	0	0	0	1	1	2	1	0	4	0	0	0	0	0	7
Total	0	18	0	0	18	1	0	0	0	1	1	14	1	0	16	1	0	0	0	1	36
01:00 PM	1	6	2	0	9	0	0	1	0	1	1	6	1	0	8	0	0	0	0	0	18
01:15 PM	0	7	0	0	7	0	0	0	0	0	0	5	0	0	5	0	0	0	0	0	12
01:30 PM	0	6	1	0	7	0	0	0	0	0	0	1	0	0	1	0	0	0	0	0	8
01:45 PM	0	8	0	0	8	1	0	1	0	2	0	6	0	0	6	1	0	0	0	1	17
Total	1	27	3	0	31	1	0	2	0	3	1	18	1	0	20	1	0	0	0	1	55
02:00 PM	0	6	0	0	6	1	0	0	0	1	0	4	0	0	4	0	0	0	0	0	11
02:15 PM	0	5	0	0	5	0	0	0	0	0	0	5	0	0	5	0	0	0	0	0	10
02:30 PM	0	6	0	0	6	1	0	1	0	2	0	8	0	0	8	0	0	0	0	0	16
02:45 PM	0	16	0	0	16	0	0	0	0	0	0	9	0	0	9	0	0	0	0	0	25
Total	0	33	0	0	33	2	0	1	0	3	0	26	0	0	26	0	0	0	0	0	62
03:00 PM	0	16	0	0	16	0	0	0	0	0	1	8	0	0	9	0	0	0	0	0	25
03:15 PM	0	7	0	0	7	0	1	0	0	1	0	6	0	0	6	0	0	0	0	0	14
03:30 PM	0	6	0	0	6	0	0	0	0	0	0	7	0	0	7	1	0	0	0	1	14
03:45 PM	0	2	0	0	2	0	0	1	0	1	0	7	0	0	7	0	0	0	0	0	10
Total	0	31	0	0	31	0	1	1	0	2	1	28	0	0	29	1	0	0	0	1	63

Quality Counts, LLC

920 Blairhill Rd, STE B106
Charlotte, NC 28217

File Name : 14473015 - N Madison Blvd & Morehead St

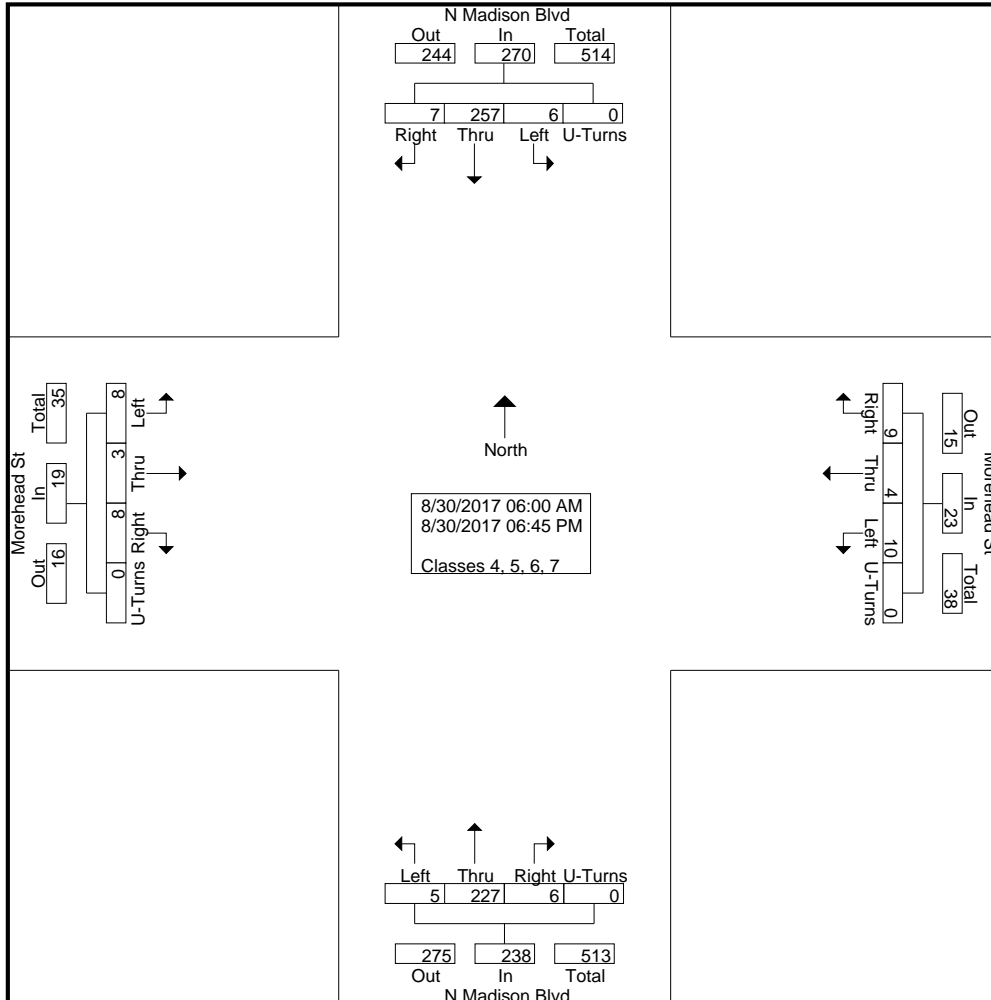
Site Code : 14473015

Start Date : 8/30/2017

Page No : 2

Groups Printed- Classes 4, 5, 6, 7

Start Time	N Madison Blvd Southbound					Morehead St Westbound					N Madison Blvd Northbound					Morehead St Eastbound					Int. Total
	Right	Thru	Left	U-Turns	App. Total	Right	Thru	Left	U-Turns	App. Total	Right	Thru	Left	U-Turns	App. Total	Right	Thru	Left	U-Turns	App. Total	
04:00 PM	0	0	0	0	0	0	0	1	0	1	0	7	0	0	7	0	0	0	0	0	8
04:15 PM	2	2	0	0	4	0	0	0	0	0	0	3	0	0	3	0	0	0	0	0	7
04:30 PM	0	2	0	0	2	0	0	0	0	0	0	3	0	0	3	1	0	0	0	1	6
04:45 PM	0	2	0	0	2	0	0	0	0	0	0	3	0	0	3	0	0	0	0	0	5
Total	2	6	0	0	8	0	0	1	0	1	0	16	0	0	16	1	0	0	0	1	26
05:00 PM	0	5	0	0	5	0	0	0	0	0	0	2	0	0	2	0	0	0	0	0	7
05:15 PM	0	2	0	0	2	0	0	0	0	0	0	2	0	0	2	0	0	0	0	0	4
05:30 PM	0	6	0	0	6	0	0	0	0	0	0	2	0	0	2	0	0	0	0	0	8
05:45 PM	0	1	0	0	1	0	0	0	0	0	0	2	0	0	2	0	0	0	0	0	3
Total	0	14	0	0	14	0	0	0	0	0	0	8	0	0	8	0	0	0	0	0	22
06:00 PM	0	3	0	0	3	0	0	0	0	0	0	1	0	0	1	0	0	0	0	0	4
06:15 PM	0	1	0	0	1	0	0	0	0	0	0	1	0	0	1	0	0	0	0	0	2
06:30 PM	0	1	0	0	1	0	0	0	0	0	0	2	0	0	2	0	0	0	0	0	3
06:45 PM	0	1	0	0	1	0	0	0	0	0	0	0	0	0	0	0	0	0	0	0	1
Total	0	6	0	0	6	0	0	0	0	0	0	4	0	0	4	0	0	0	0	0	10
Grand Total	7	257	6	0	270	9	4	10	0	23	6	227	5	0	238	8	3	8	0	19	550
Apprch %	2.6	95.2	2.2	0		39.1	17.4	43.5	0		2.5	95.4	2.1	0		42.1	15.8	42.1	0		
Total %	1.3	46.7	1.1	0	49.1	1.6	0.7	1.8	0	4.2	1.1	41.3	0.9	0	43.3	1.5	0.5	1.5	0	3.5	

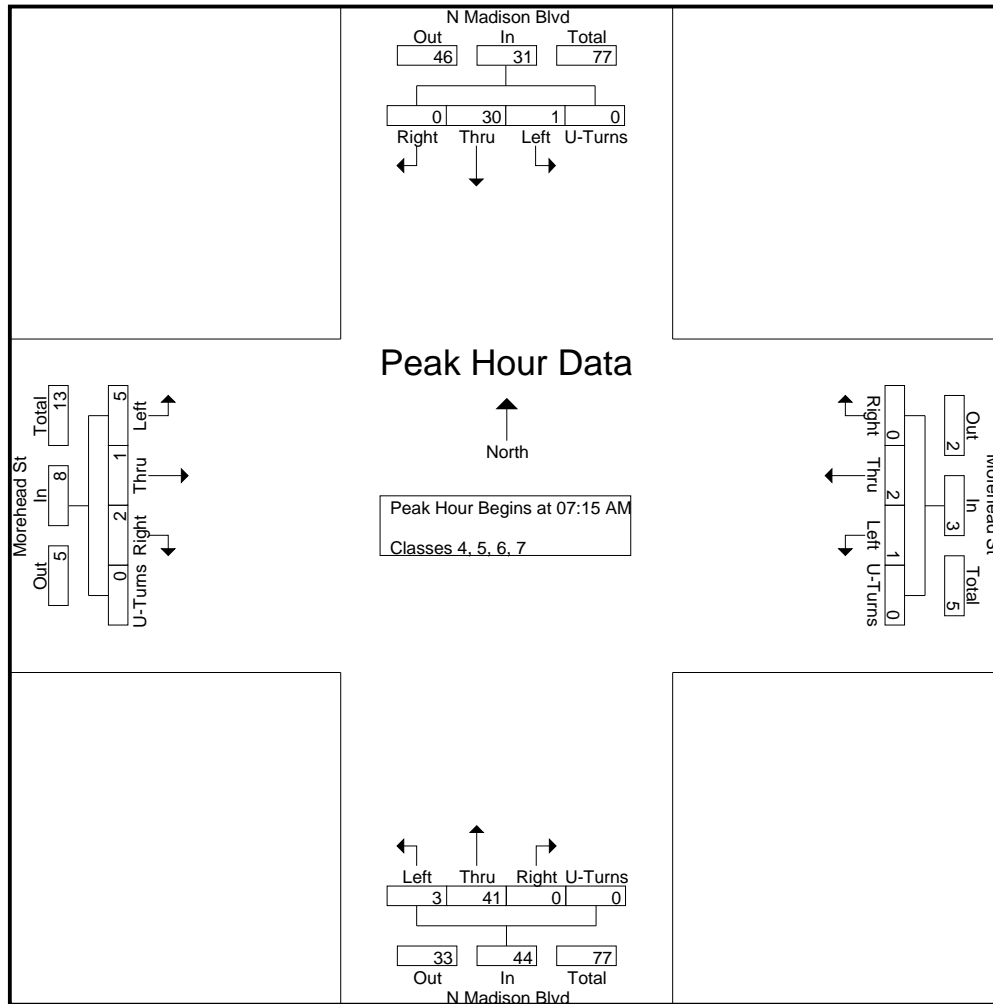


Quality Counts, LLC

920 Blairhill Rd, STE B106
Charlotte, NC 28217

File Name : 14473015 - N Madison Blvd & Morehead St
Site Code : 14473015
Start Date : 8/30/2017
Page No : 3

Start Time	N Madison Blvd Southbound					Morehead St Westbound					N Madison Blvd Northbound					Morehead St Eastbound					Int. Total
	Right	Thru	Left	U-Turns	App. Total	Right	Thru	Left	U-Turns	App. Total	Right	Thru	Left	U-Turns	App. Total	Right	Thru	Left	U-Turns	App. Total	
Peak Hour Analysis From 06:00 AM to 09:45 AM - Peak 1 of 1																					
Peak Hour for Entire Intersection Begins at 07:15 AM																					
07:15 AM	0	6	0	0	6	0	0	0	0	0	0	9	0	0	9	1	0	0	0	1	16
07:30 AM	0	7	0	0	7	0	0	1	0	1	0	10	2	0	12	0	0	1	0	1	21
07:45 AM	0	7	1	0	8	0	2	0	0	2	0	15	0	0	15	0	0	4	0	4	29
08:00 AM	0	10	0	0	10	0	0	0	0	0	0	7	1	0	8	1	1	0	0	2	20
Total Volume	0	30	1	0	31	0	2	1	0	3	0	41	3	0	44	2	1	5	0	8	86
% App. Total	0	96.8	3.2	0		0	66.7	33.3	0		0	93.2	6.8	0		25	12.5	62.5	0		
PHF	.000	.750	.250	.000	.775	.000	.250	.250	.000	.375	.000	.683	.375	.000	.733	.500	.250	.313	.000	.500	.741

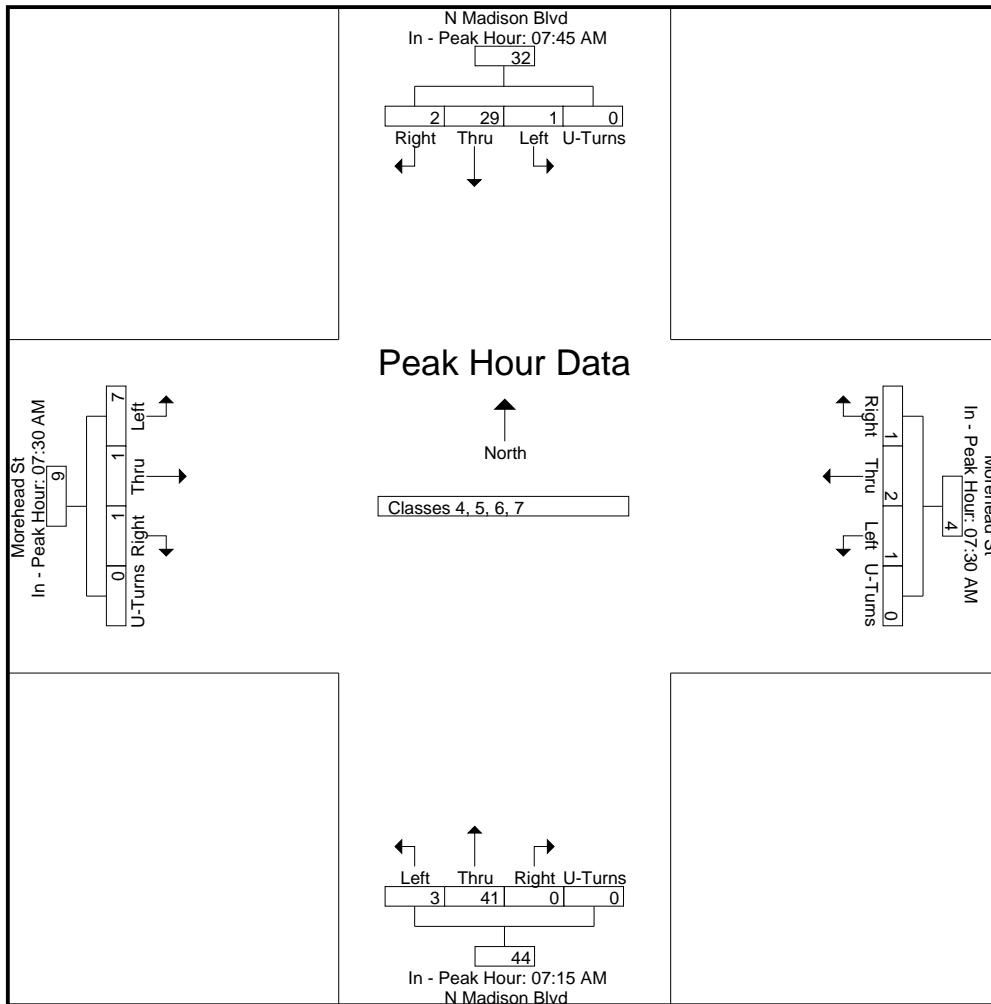


Quality Counts, LLC

920 Blairhill Rd, STE B106
Charlotte, NC 28217

File Name : 14473015 - N Madison Blvd & Morehead St
Site Code : 14473015
Start Date : 8/30/2017
Page No : 4

Start Time	N Madison Blvd Southbound					Morehead St Westbound					N Madison Blvd Northbound					Morehead St Eastbound					Int. Total				
	Right	Thru	Left	U-Turns	App. Total	Right	Thru	Left	U-Turns	App. Total	Right	Thru	Left	U-Turns	App. Total	Right	Thru	Left	U-Turns	App. Total					
Peak Hour Analysis From 06:00 AM to 09:45 AM - Peak 1 of 1																									
Peak Hour for Each Approach Begins at:																									
	07:45 AM					07:30 AM					07:15 AM					07:30 AM									
+0 mins.	0	7	1	0	8	0	0	1	0	1	0	9	0	0	9	0	0	1	0	1	0	0	1	0	1
+15 mins.	0	10	0	0	10	0	2	0	0	2	0	10	2	0	12	0	0	4	0	4	0	0	4	0	4
+30 mins.	2	3	0	0	5	0	0	0	0	0	0	15	0	0	15	1	1	0	0	2	1	1	0	0	2
+45 mins.	0	9	0	0	9	1	0	0	0	1	0	7	1	0	8	0	0	2	0	2	0	0	2	0	2
Total Volume	2	29	1	0	32	1	2	1	0	4	0	41	3	0	44	1	1	7	0	9	1	1	7	0	9
% App. Total	6.2	90.6	3.1	0		25	50	25	0		0	93.2	6.8	0		11.1	11.1	77.8	0		11.1	11.1	77.8	0	
PHF	.250	.725	.250	.000	.800	.250	.250	.250	.000	.500	.000	.683	.375	.000	.733	.250	.250	.438	.000	.563					

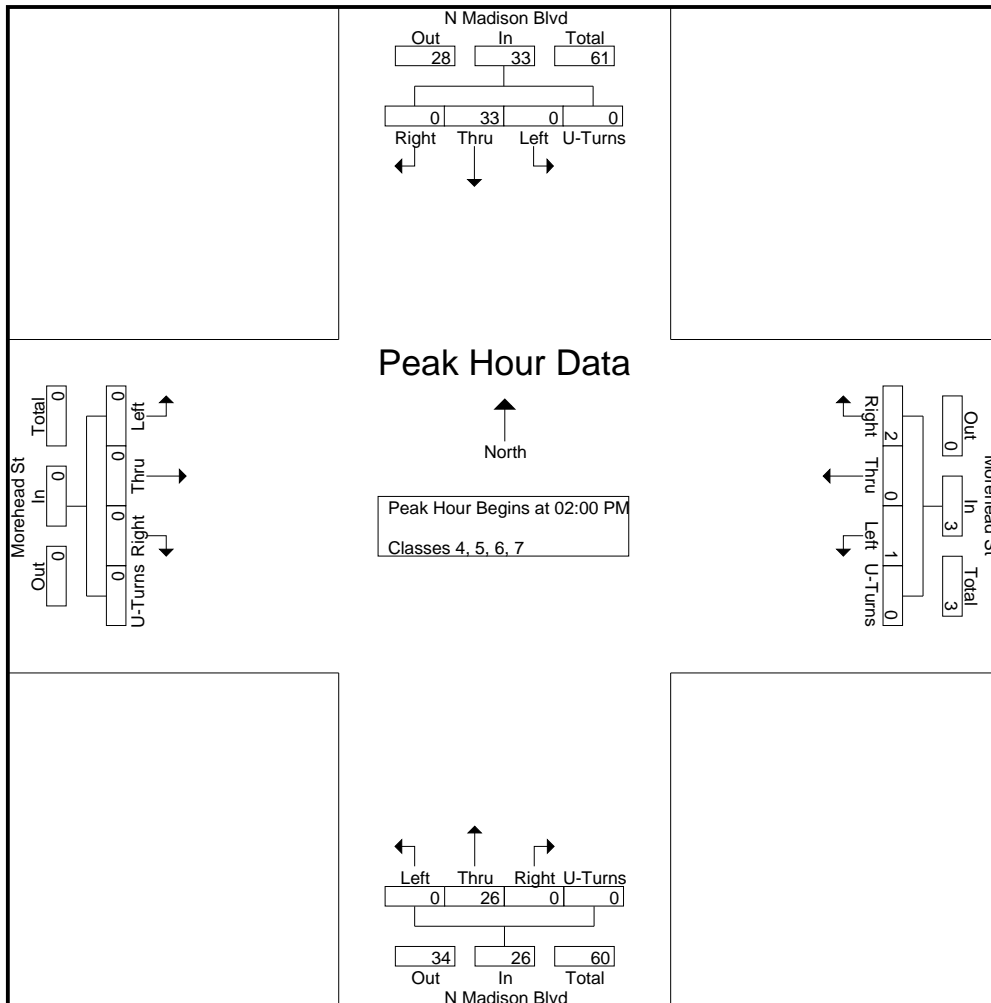


Quality Counts, LLC

920 Blairhill Rd, STE B106
Charlotte, NC 28217

File Name : 14473015 - N Madison Blvd & Morehead St
Site Code : 14473015
Start Date : 8/30/2017
Page No : 5

Start Time	N Madison Blvd Southbound					Morehead St Westbound					N Madison Blvd Northbound					Morehead St Eastbound					Int. Total
	Right	Thru	Left	U-Turns	App. Total	Right	Thru	Left	U-Turns	App. Total	Right	Thru	Left	U-Turns	App. Total	Right	Thru	Left	U-Turns	App. Total	
Peak Hour Analysis From 10:00 AM to 02:45 PM - Peak 1 of 1																					
Peak Hour for Entire Intersection Begins at 02:00 PM																					
02:00 PM	0	6	0	0	6	1	0	0	0	1	0	4	0	0	4	0	0	0	0	0	11
02:15 PM	0	5	0	0	5	0	0	0	0	0	0	5	0	0	5	0	0	0	0	0	10
02:30 PM	0	6	0	0	6	1	0	1	0	2	0	8	0	0	8	0	0	0	0	0	16
02:45 PM	0	16	0	0	16	0	0	0	0	0	0	9	0	0	9	0	0	0	0	0	25
Total Volume	0	33	0	0	33	2	0	1	0	3	0	26	0	0	26	0	0	0	0	0	62
% App. Total	0	100	0	0		66.7	0	33.3	0		0	100	0	0		0	0	0	0		
PHF	.000	.516	.000	.000	.516	.500	.000	.250	.000	.375	.000	.722	.000	.000	.722	.000	.000	.000	.000	.000	.620



Quality Counts, LLC

920 Blairhill Rd, STE B106
Charlotte, NC 28217

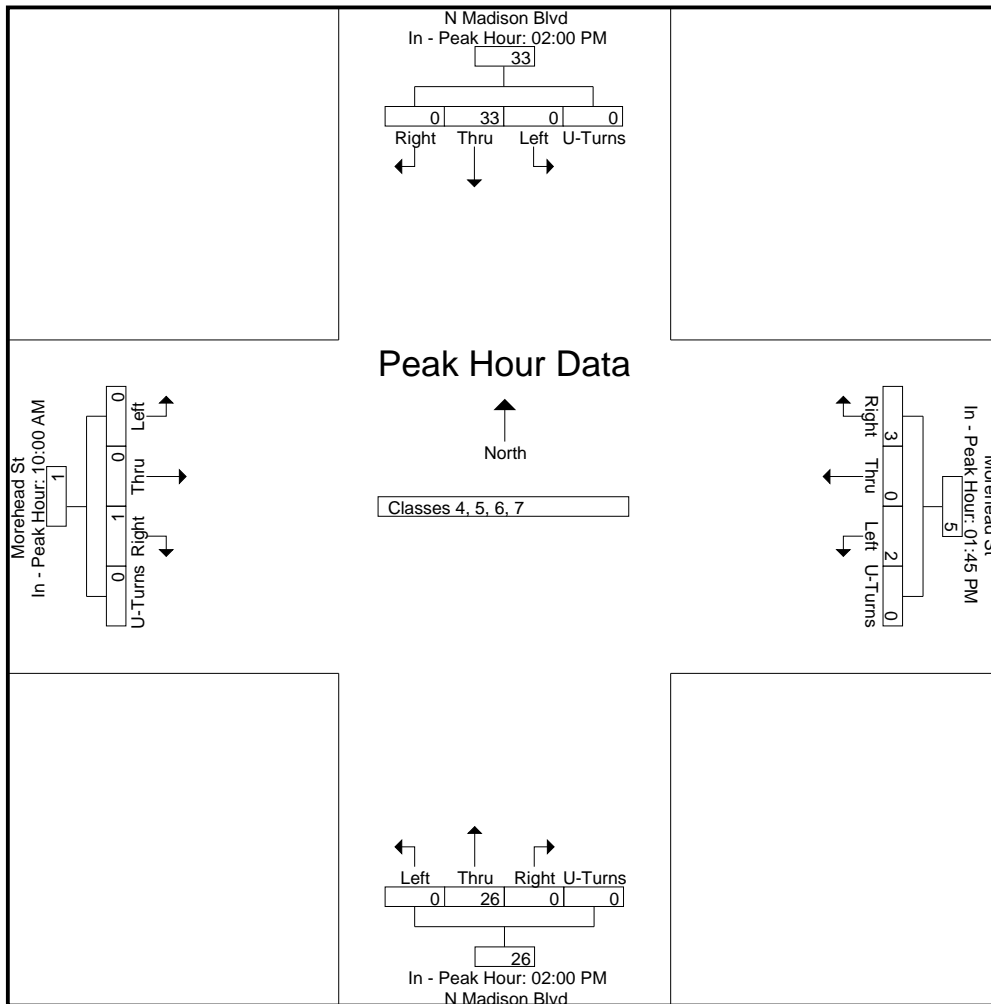
File Name : 14473015 - N Madison Blvd & Morehead St
Site Code : 14473015
Start Date : 8/30/2017
Page No : 6

Start Time	N Madison Blvd Southbound					Morehead St Westbound					N Madison Blvd Northbound					Morehead St Eastbound					Int. Total
	Right	Thru	Left	U-Turns	App. Total	Right	Thru	Left	U-Turns	App. Total	Right	Thru	Left	U-Turns	App. Total	Right	Thru	Left	U-Turns	App. Total	

Peak Hour Analysis From 10:00 AM to 02:45 PM - Peak 1 of 1

Peak Hour for Each Approach Begins at:

	02:00 PM					01:45 PM					02:00 PM					10:00 AM				
+0 mins.	0	6	0	0	6	1	0	1	0	2	0	4	0	0	4	0	0	0	0	0
+15 mins.	0	5	0	0	5	1	0	0	0	1	0	5	0	0	5	1	0	0	0	1
+30 mins.	0	6	0	0	6	0	0	0	0	0	0	8	0	0	8	0	0	0	0	0
+45 mins.	0	16	0	0	16	1	0	1	0	2	0	9	0	0	9	0	0	0	0	0
Total Volume	0	33	0	0	33	3	0	2	0	5	0	26	0	0	26	1	0	0	0	1
% App. Total	0	100	0	0		60	0	40	0		0	100	0	0		100	0	0	0	
PHF	.000	.516	.000	.000	.516	.750	.000	.500	.000	.625	.000	.722	.000	.000	.722	.250	.000	.000	.000	.250



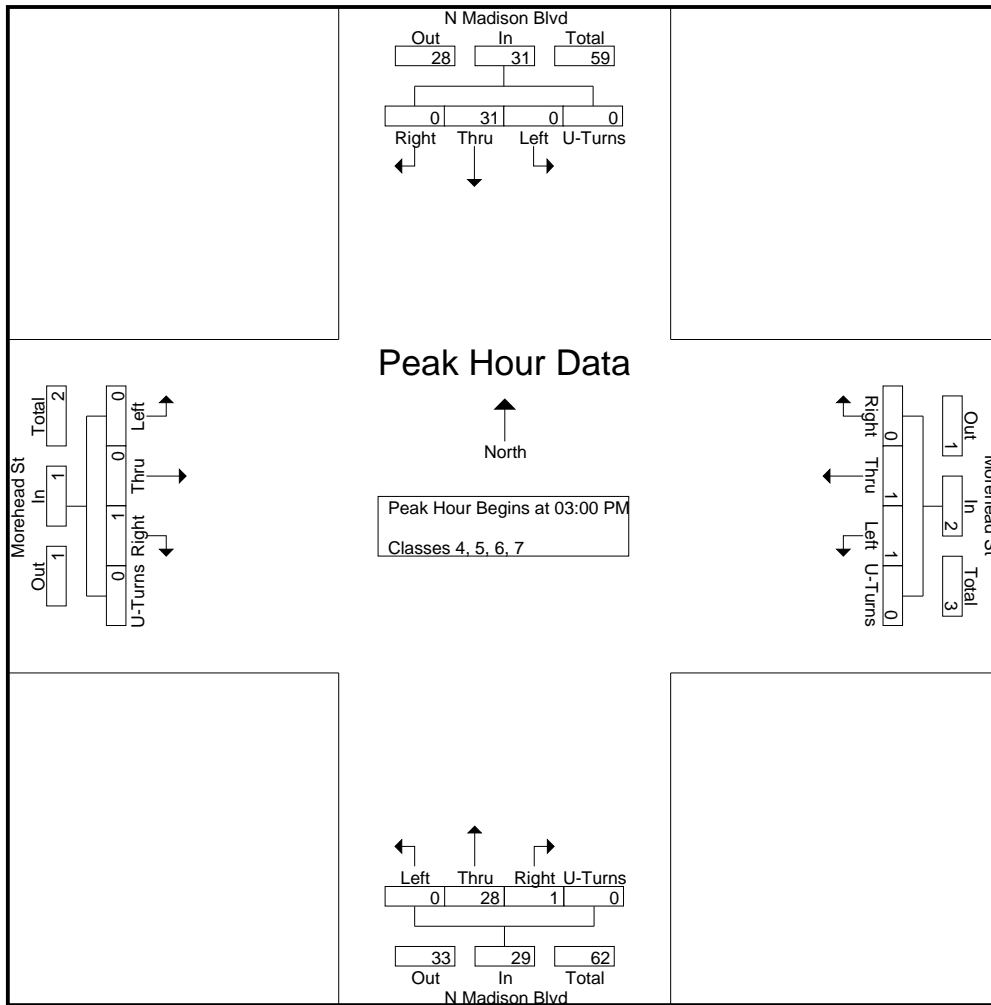
Quality Counts, LLC

920 Blairhill Rd, STE B106
Charlotte, NC 28217

File Name : 14473015 - N Madison Blvd & Morehead St
Site Code : 14473015
Start Date : 8/30/2017
Page No : 7

Start Time	N Madison Blvd Southbound					Morehead St Westbound					N Madison Blvd Northbound					Morehead St Eastbound					Int. Total
	Right	Thru	Left	U-Turns	App. Total	Right	Thru	Left	U-Turns	App. Total	Right	Thru	Left	U-Turns	App. Total	Right	Thru	Left	U-Turns	App. Total	
03:00 PM	0	16	0	0	16	0	0	0	0	0	1	8	0	0	9	0	0	0	0	0	25
03:15 PM	0	7	0	0	7	0	1	0	0	1	0	6	0	0	6	0	0	0	0	0	14
03:30 PM	0	6	0	0	6	0	0	0	0	0	0	7	0	0	7	1	0	0	0	1	14
03:45 PM	0	2	0	0	2	0	0	1	0	1	0	7	0	0	7	0	0	0	0	0	10
Total Volume	0	31	0	0	31	0	1	1	0	2	1	28	0	0	29	1	0	0	0	1	63
% App. Total	0	100	0	0		0	50	50	0		3.4	96.6	0	0		100	0	0	0		
PHF	.000	.484	.000	.000	.484	.000	.250	.250	.000	.500	.250	.875	.000	.000	.806	.250	.000	.000	.000	.250	.630

Peak Hour Analysis From 03:00 PM to 06:45 PM - Peak 1 of 1
Peak Hour for Entire Intersection Begins at 03:00 PM



Quality Counts, LLC

920 Blairhill Rd, STE B106
Charlotte, NC 28217

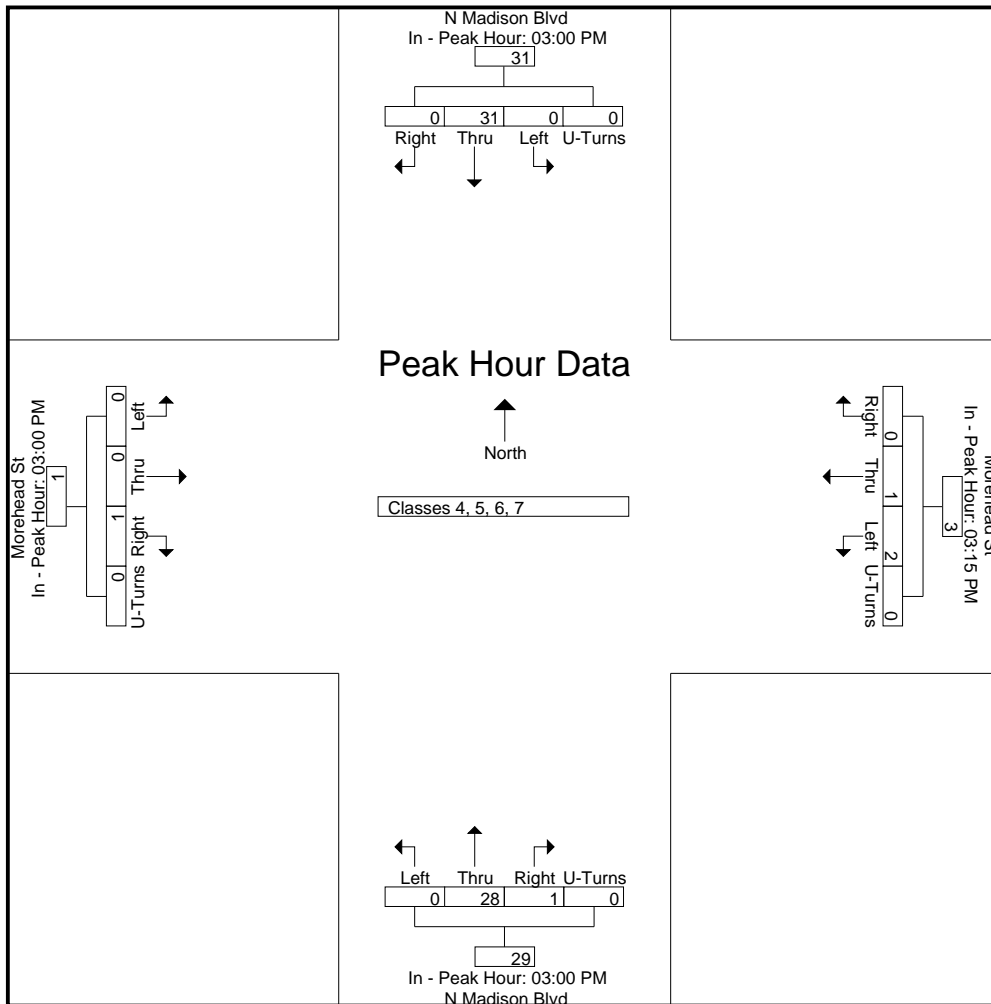
File Name : 14473015 - N Madison Blvd & Morehead St
Site Code : 14473015
Start Date : 8/30/2017
Page No : 8

Start Time	N Madison Blvd Southbound					Morehead St Westbound					N Madison Blvd Northbound					Morehead St Eastbound					Int. Total
	Right	Thru	Left	U-Turns	App. Total	Right	Thru	Left	U-Turns	App. Total	Right	Thru	Left	U-Turns	App. Total	Right	Thru	Left	U-Turns	App. Total	

Peak Hour Analysis From 03:00 PM to 06:45 PM - Peak 1 of 1

Peak Hour for Each Approach Begins at:

	03:00 PM					03:15 PM					03:00 PM					03:00 PM				
+0 mins.	0	16	0	0	16	0	1	0	0	1	1	8	0	0	9	0	0	0	0	0
+15 mins.	0	7	0	0	7	0	0	0	0	0	0	6	0	0	6	0	0	0	0	0
+30 mins.	0	6	0	0	6	0	0	1	0	1	0	7	0	0	7	1	0	0	0	1
+45 mins.	0	2	0	0	2	0	0	1	0	1	0	7	0	0	7	0	0	0	0	0
Total Volume	0	31	0	0	31	0	1	2	0	3	1	28	0	0	29	1	0	0	0	1
% App. Total	0	100	0	0		0	33.3	66.7	0		3.4	96.6	0	0		100	0	0	0	
PHF	.000	.484	.000	.000	.484	.000	.250	.500	.000	.750	.250	.875	.000	.000	.806	.250	.000	.000	.000	.250



Quality Counts, LLC

920 Blairhill Rd, STE B106
Charlotte, NC 28217

File Name : 14473015 - N Madison Blvd & Morehead St

Site Code : 14473015

Start Date : 8/30/2017

Page No : 1

Groups Printed- Classes 8, 9, 10

Start Time	N Madison Blvd Southbound					Morehead St Westbound					N Madison Blvd Northbound					Morehead St Eastbound					Int. Total
	Right	Thru	Left	U-Turns	App. Total	Right	Thru	Left	U-Turns	App. Total	Right	Thru	Left	U-Turns	App. Total	Right	Thru	Left	U-Turns	App. Total	
06:00 AM	0	4	0	0	4	0	0	0	0	0	0	3	1	0	4	0	0	0	0	0	8
06:15 AM	0	3	0	0	3	0	0	0	0	0	0	4	0	0	4	0	0	0	0	0	7
06:30 AM	0	2	0	0	2	0	0	0	0	0	0	5	0	0	5	0	0	0	0	0	7
06:45 AM	0	5	0	0	5	0	0	0	0	0	0	5	0	0	5	0	0	0	0	0	10
Total	0	14	0	0	14	0	0	0	0	0	0	17	1	0	18	0	0	0	0	0	32
07:00 AM	0	4	0	0	4	0	0	0	0	0	0	2	0	0	2	0	0	0	0	0	6
07:15 AM	0	1	0	0	1	0	0	0	0	0	0	8	0	0	8	0	0	0	0	0	9
07:30 AM	0	5	0	0	5	0	0	0	0	0	0	7	0	0	7	0	0	0	0	0	12
07:45 AM	0	5	0	0	5	0	0	0	0	0	0	4	0	0	4	0	0	0	0	0	9
Total	0	15	0	0	15	0	0	0	0	0	0	21	0	0	21	0	0	0	0	0	36
08:00 AM	0	7	0	0	7	0	0	0	0	0	0	5	0	0	5	0	0	0	0	0	12
08:15 AM	0	7	0	0	7	0	0	0	0	0	0	5	0	0	5	0	0	0	0	0	12
08:30 AM	0	5	0	0	5	0	0	0	0	0	0	7	0	0	7	0	0	0	0	0	12
08:45 AM	0	4	0	0	4	0	0	0	0	0	0	8	0	0	8	0	0	0	0	0	12
Total	0	23	0	0	23	0	0	0	0	0	0	25	0	0	25	0	0	0	0	0	48
09:00 AM	0	8	0	0	8	0	0	1	0	1	0	3	0	0	3	0	0	0	0	0	12
09:15 AM	0	6	0	0	6	0	0	0	0	0	1	7	0	0	8	0	0	0	0	0	14
09:30 AM	0	5	0	0	5	0	0	1	0	1	0	10	0	0	10	0	0	0	0	0	16
09:45 AM	0	4	0	0	4	0	0	0	0	0	0	5	0	0	5	0	0	0	0	0	9
Total	0	23	0	0	23	0	0	2	0	2	1	25	0	0	26	0	0	0	0	0	51
10:00 AM	0	5	0	0	5	0	0	1	0	1	0	10	0	0	10	0	0	0	0	0	16
10:15 AM	0	6	0	0	6	0	0	0	0	0	0	4	0	0	4	0	0	0	0	0	10
10:30 AM	1	7	0	0	8	0	0	0	0	0	0	2	0	0	2	0	0	0	0	0	10
10:45 AM	0	5	0	0	5	0	0	0	0	0	0	6	0	0	6	0	0	0	0	0	11
Total	1	23	0	0	24	0	0	1	0	1	0	22	0	0	22	0	0	0	0	0	47
11:00 AM	0	5	0	0	5	0	0	0	0	0	0	7	0	0	7	0	0	0	0	0	12
11:15 AM	0	5	0	0	5	0	0	0	0	0	0	10	0	0	10	0	0	0	0	0	15
11:30 AM	0	2	0	0	2	0	0	0	0	0	0	6	0	0	6	0	0	0	0	0	8
11:45 AM	0	5	0	0	5	0	0	0	0	0	0	5	0	0	5	0	0	0	0	0	10
Total	0	17	0	0	17	0	0	0	0	0	0	28	0	0	28	0	0	0	0	0	45
12:00 PM	0	2	1	0	3	0	0	0	0	0	0	4	0	0	4	0	0	0	0	0	7
12:15 PM	0	4	0	0	4	0	0	0	0	0	0	8	0	0	8	0	0	0	0	0	12
12:30 PM	0	6	0	0	6	0	0	0	0	0	0	3	0	0	3	0	0	0	0	0	9
12:45 PM	0	4	0	0	4	0	0	0	0	0	0	8	0	0	8	0	0	0	0	0	12
Total	0	16	1	0	17	0	0	0	0	0	0	23	0	0	23	0	0	0	0	0	40
01:00 PM	0	4	0	0	4	0	0	0	0	0	0	10	0	0	10	0	0	0	0	0	14
01:15 PM	0	3	0	0	3	0	0	0	0	0	0	2	0	0	2	0	0	0	0	0	5
01:30 PM	0	3	0	0	3	0	0	0	0	0	0	10	0	0	10	0	0	0	0	0	13
01:45 PM	0	7	0	0	7	0	0	0	0	0	0	7	0	0	7	0	0	0	0	0	14
Total	0	17	0	0	17	0	0	0	0	0	0	29	0	0	29	0	0	0	0	0	46
02:00 PM	0	1	0	0	1	0	0	0	0	0	0	5	0	0	5	0	0	0	0	0	6
02:15 PM	0	6	0	0	6	0	0	0	0	0	0	3	0	0	3	0	0	0	0	0	9
02:30 PM	0	5	0	0	5	0	0	0	0	0	0	4	0	0	4	0	0	0	0	0	9
02:45 PM	0	7	0	0	7	0	0	0	0	0	0	7	0	0	7	0	0	0	0	0	14
Total	0	19	0	0	19	0	0	0	0	0	0	19	0	0	19	0	0	0	0	0	38
03:00 PM	0	4	0	0	4	0	0	0	0	0	0	5	0	0	5	0	0	0	0	0	9
03:15 PM	0	4	0	0	4	0	0	0	0	0	0	7	0	0	7	0	0	0	0	0	11
03:30 PM	0	3	0	0	3	0	0	0	0	0	0	9	0	0	9	0	0	0	0	0	12
03:45 PM	0	4	0	0	4	0	0	0	0	0	0	5	0	0	5	0	0	0	0	0	9
Total	0	15	0	0	15	0	0	0	0	0	0	26	0	0	26	0	0	0	0	0	41

Quality Counts, LLC

920 Blairhill Rd, STE B106
Charlotte, NC 28217

File Name : 14473015 - N Madison Blvd & Morehead St

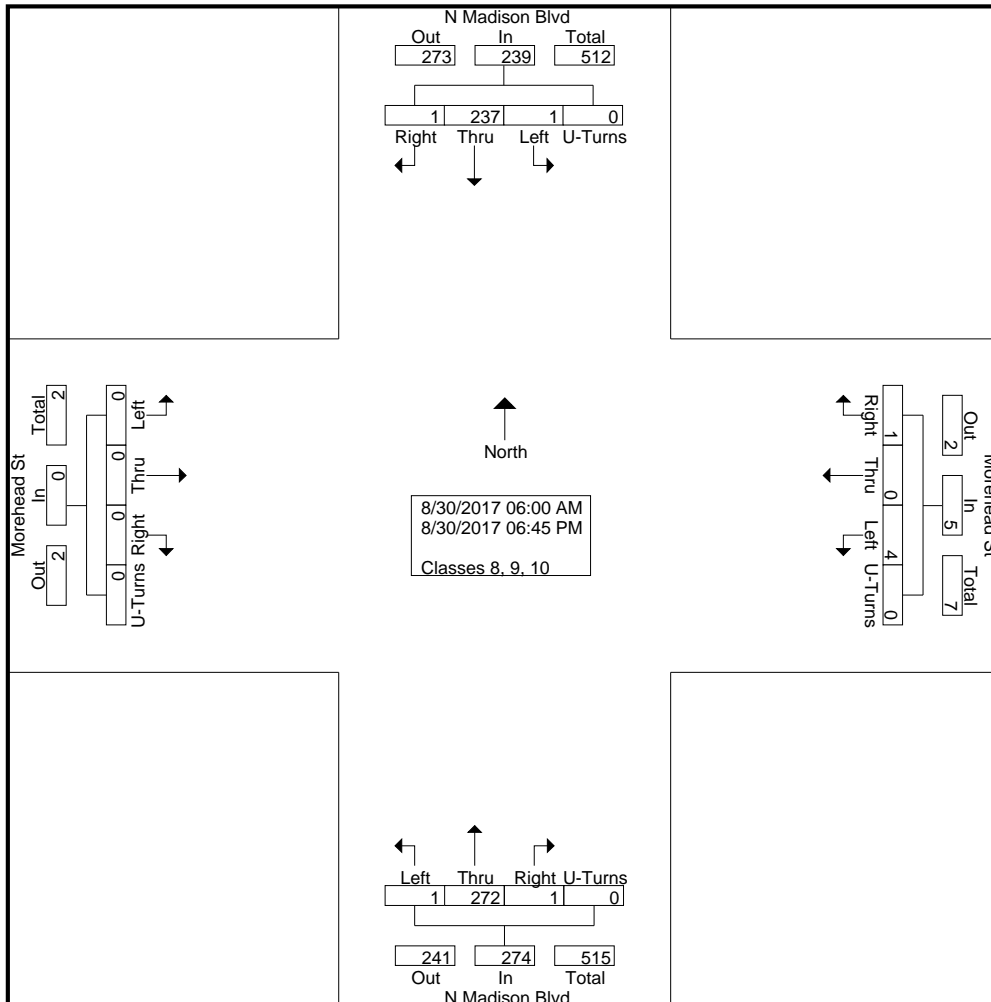
Site Code : 14473015

Start Date : 8/30/2017

Page No : 2

Groups Printed- Classes 8, 9, 10

Start Time	N Madison Blvd Southbound					Morehead St Westbound					N Madison Blvd Northbound					Morehead St Eastbound					Int. Total
	Right	Thru	Left	U-Turns	App. Total	Right	Thru	Left	U-Turns	App. Total	Right	Thru	Left	U-Turns	App. Total	Right	Thru	Left	U-Turns	App. Total	
04:00 PM	0	3	0	0	3	1	0	0	0	1	0	2	0	0	2	0	0	0	0	0	6
04:15 PM	0	3	0	0	3	0	0	0	0	0	0	11	0	0	11	0	0	0	0	0	14
04:30 PM	0	6	0	0	6	0	0	0	0	0	0	3	0	0	3	0	0	0	0	0	9
04:45 PM	0	6	0	0	6	0	0	0	0	0	0	5	0	0	5	0	0	0	0	0	11
Total	0	18	0	0	18	1	0	0	0	1	0	21	0	0	21	0	0	0	0	0	40
05:00 PM	0	9	0	0	9	0	0	0	0	0	0	3	0	0	3	0	0	0	0	0	12
05:15 PM	0	9	0	0	9	0	0	1	0	1	0	4	0	0	4	0	0	0	0	0	14
05:30 PM	0	4	0	0	4	0	0	0	0	0	0	2	0	0	2	0	0	0	0	0	6
05:45 PM	0	2	0	0	2	0	0	0	0	0	0	2	0	0	2	0	0	0	0	0	4
Total	0	24	0	0	24	0	0	1	0	1	0	11	0	0	11	0	0	0	0	0	36
06:00 PM	0	3	0	0	3	0	0	0	0	0	0	1	0	0	1	0	0	0	0	0	4
06:15 PM	0	4	0	0	4	0	0	0	0	0	0	1	0	0	1	0	0	0	0	0	5
06:30 PM	0	2	0	0	2	0	0	0	0	0	0	1	0	0	1	0	0	0	0	0	3
06:45 PM	0	4	0	0	4	0	0	0	0	0	0	2	0	0	2	0	0	0	0	0	6
Total	0	13	0	0	13	0	0	0	0	0	0	5	0	0	5	0	0	0	0	0	18
Grand Total	1	237	1	0	239	1	0	4	0	5	1	272	1	0	274	0	0	0	0	0	518
Apprch %	0.4	99.2	0.4	0		20	0	80	0		0.4	99.3	0.4	0		0	0	0	0		
Total %	0.2	45.8	0.2	0	46.1	0.2	0	0.8	0	1	0.2	52.5	0.2	0	52.9	0	0	0	0	0	

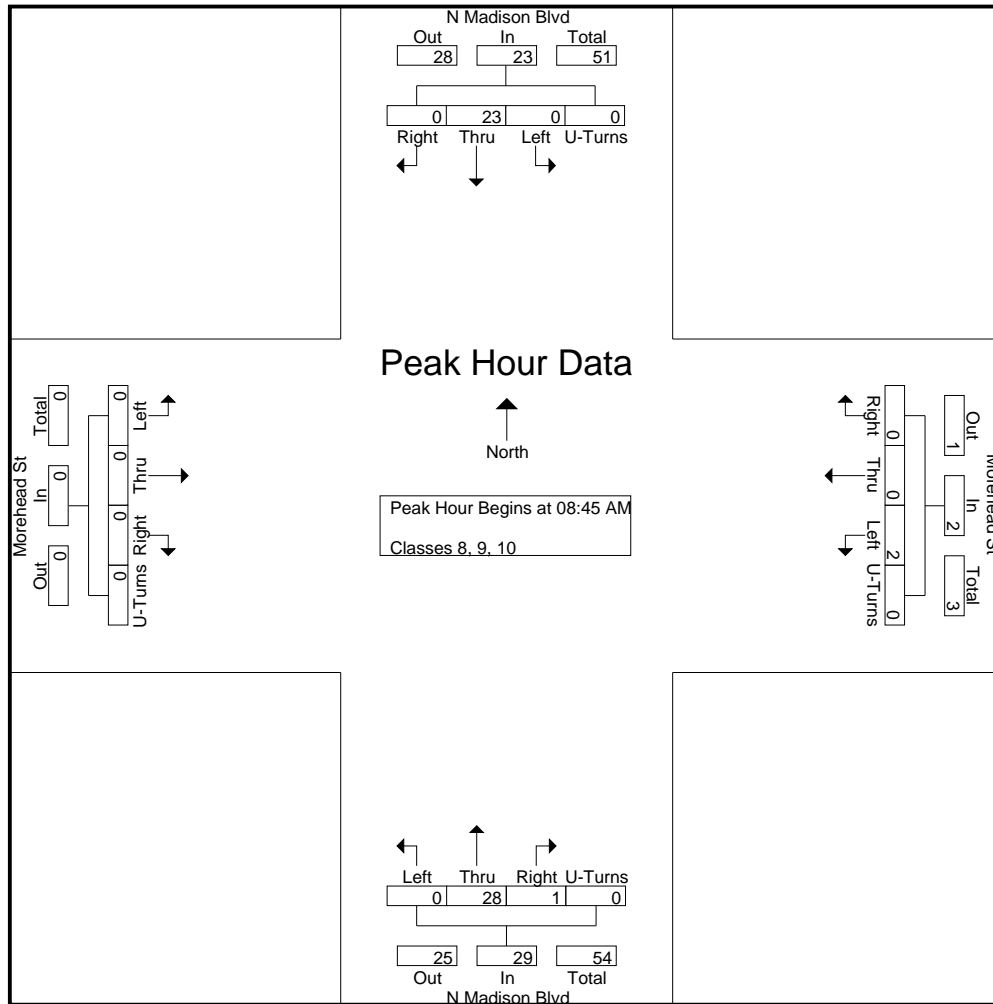


Quality Counts, LLC

920 Blairhill Rd, STE B106
Charlotte, NC 28217

File Name : 14473015 - N Madison Blvd & Morehead St
Site Code : 14473015
Start Date : 8/30/2017
Page No : 3

Start Time	N Madison Blvd Southbound					Morehead St Westbound					N Madison Blvd Northbound					Morehead St Eastbound					Int. Total
	Right	Thru	Left	U-Turns	App. Total	Right	Thru	Left	U-Turns	App. Total	Right	Thru	Left	U-Turns	App. Total	Right	Thru	Left	U-Turns	App. Total	
Peak Hour Analysis From 06:00 AM to 09:45 AM - Peak 1 of 1																					
Peak Hour for Entire Intersection Begins at 08:45 AM																					
08:45 AM	0	4	0	0	4	0	0	0	0	0	0	8	0	0	8	0	0	0	0	0	12
09:00 AM	0	8	0	0	8	0	0	1	0	1	0	3	0	0	3	0	0	0	0	0	12
09:15 AM	0	6	0	0	6	0	0	0	0	0	1	7	0	0	8	0	0	0	0	0	14
09:30 AM	0	5	0	0	5	0	0	1	0	1	0	10	0	0	10	0	0	0	0	0	16
Total Volume	0	23	0	0	23	0	0	2	0	2	1	28	0	0	29	0	0	0	0	0	54
% App. Total	0	100	0	0		0	0	100	0		3.4	96.6	0	0		0	0	0	0		
PHF	.000	.719	.000	.000	.719	.000	.000	.500	.000	.500	.250	.700	.000	.000	.725	.000	.000	.000	.000	.000	.844



Quality Counts, LLC

920 Blairhill Rd, STE B106
Charlotte, NC 28217

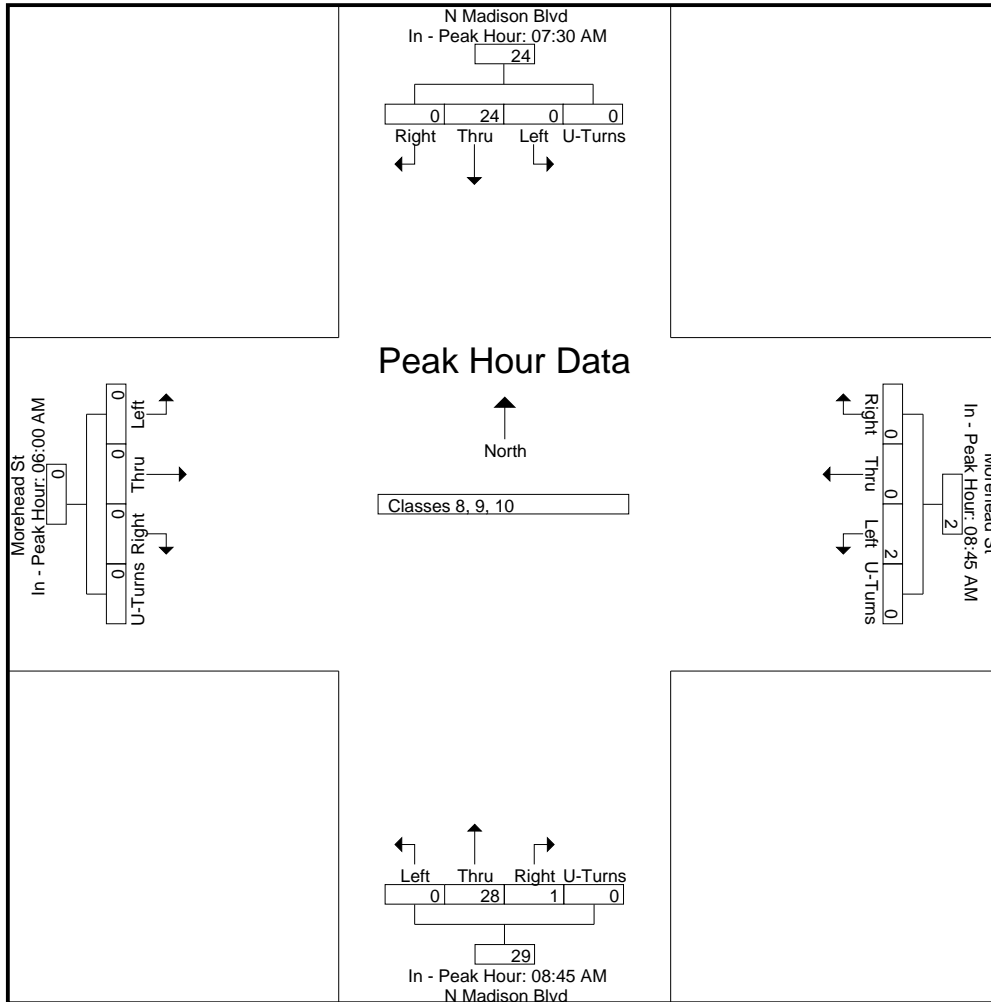
File Name : 14473015 - N Madison Blvd & Morehead St
Site Code : 14473015
Start Date : 8/30/2017
Page No : 4

Start Time	N Madison Blvd Southbound					Morehead St Westbound					N Madison Blvd Northbound					Morehead St Eastbound					Int. Total
	Right	Thru	Left	U-Turns	App. Total	Right	Thru	Left	U-Turns	App. Total	Right	Thru	Left	U-Turns	App. Total	Right	Thru	Left	U-Turns	App. Total	

Peak Hour Analysis From 06:00 AM to 09:45 AM - Peak 1 of 1

Peak Hour for Each Approach Begins at:

	07:30 AM					08:45 AM					08:45 AM					06:00 AM				
+0 mins.	0	5	0	0	5	0	0	0	0	0	0	8	0	0	8	0	0	0	0	0
+15 mins.	0	5	0	0	5	0	0	1	0	1	0	3	0	0	3	0	0	0	0	0
+30 mins.	0	7	0	0	7	0	0	0	0	0	1	7	0	0	8	0	0	0	0	0
+45 mins.	0	7	0	0	7	0	0	1	0	1	0	10	0	0	10	0	0	0	0	0
Total Volume	0	24	0	0	24	0	0	2	0	2	1	28	0	0	29	0	0	0	0	0
% App. Total	0	100	0	0		0	0	100	0		3.4	96.6	0	0		0	0	0	0	
PHF	.000	.857	.000	.000	.857	.000	.000	.500	.000	.500	.250	.700	.000	.000	.725	.000	.000	.000	.000	.000

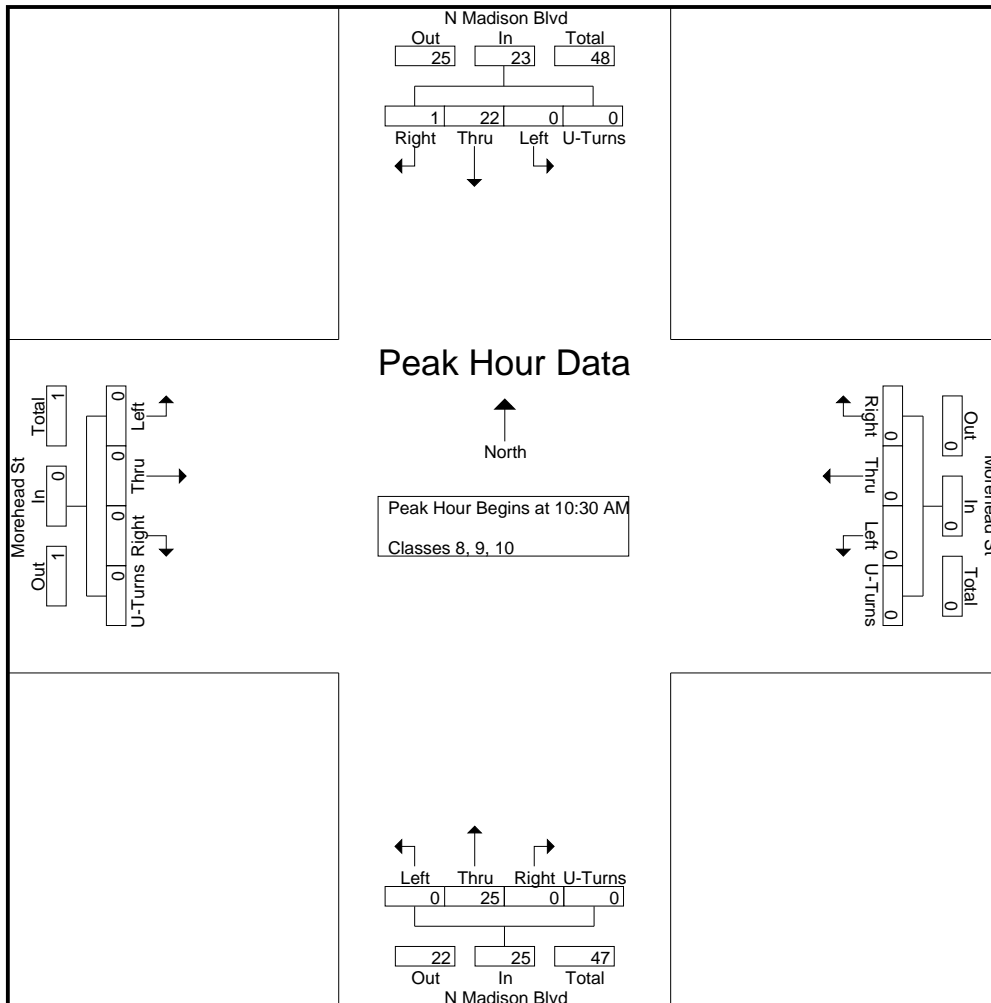


Quality Counts, LLC

920 Blairhill Rd, STE B106
Charlotte, NC 28217

File Name : 14473015 - N Madison Blvd & Morehead St
Site Code : 14473015
Start Date : 8/30/2017
Page No : 5

Start Time	N Madison Blvd Southbound					Morehead St Westbound					N Madison Blvd Northbound					Morehead St Eastbound					Int. Total
	Right	Thru	Left	U-Turns	App. Total	Right	Thru	Left	U-Turns	App. Total	Right	Thru	Left	U-Turns	App. Total	Right	Thru	Left	U-Turns	App. Total	
Peak Hour Analysis From 10:00 AM to 02:45 PM - Peak 1 of 1																					
Peak Hour for Entire Intersection Begins at 10:30 AM																					
10:30 AM	1	7	0	0	8	0	0	0	0	0	0	2	0	0	2	0	0	0	0	0	10
10:45 AM	0	5	0	0	5	0	0	0	0	0	0	6	0	0	6	0	0	0	0	0	11
11:00 AM	0	5	0	0	5	0	0	0	0	0	0	7	0	0	7	0	0	0	0	0	12
11:15 AM	0	5	0	0	5	0	0	0	0	0	0	10	0	0	10	0	0	0	0	0	15
Total Volume	1	22	0	0	23	0	0	0	0	0	0	25	0	0	25	0	0	0	0	0	48
% App. Total	4.3	95.7	0	0		0	0	0	0		0	100	0	0		0	0	0	0		
PHF	.250	.786	.000	.000	.719	.000	.000	.000	.000	.000	.000	.625	.000	.000	.625	.000	.000	.000	.000	.000	.800



Quality Counts, LLC

920 Blairhill Rd, STE B106
Charlotte, NC 28217

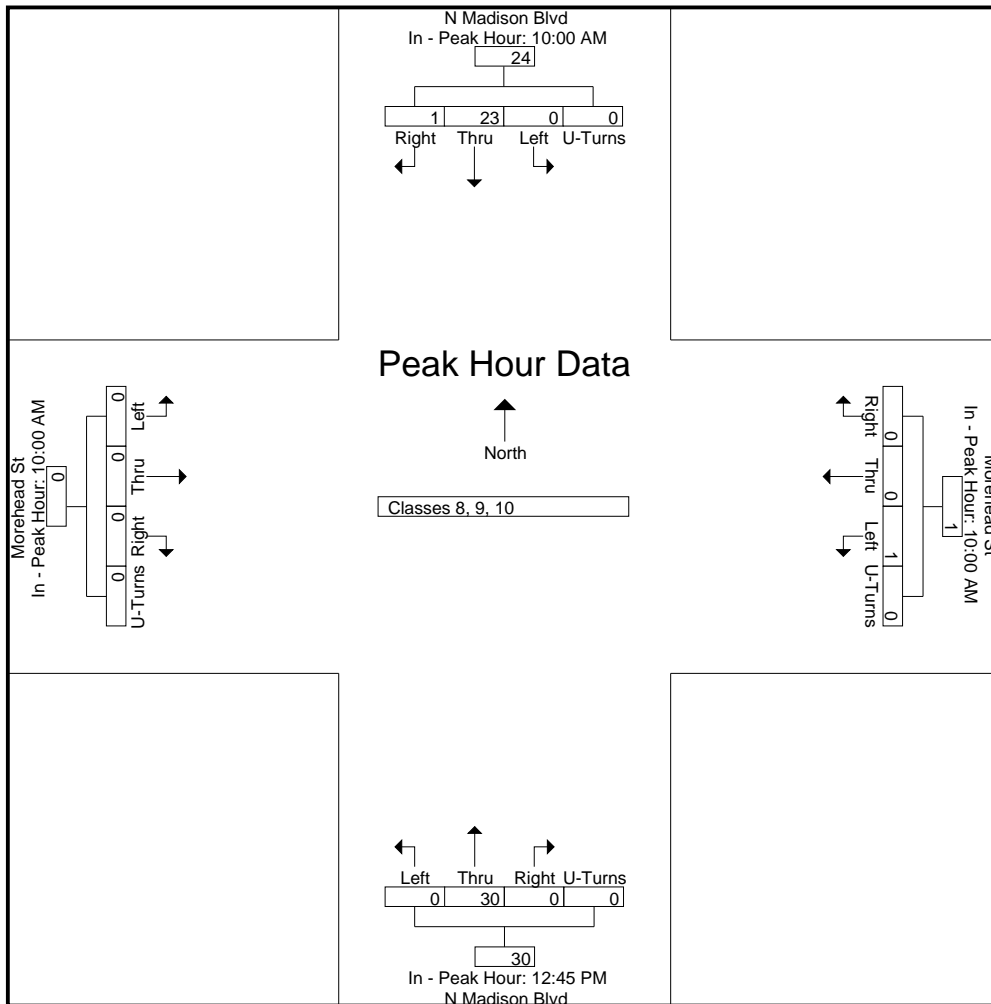
File Name : 14473015 - N Madison Blvd & Morehead St
Site Code : 14473015
Start Date : 8/30/2017
Page No : 6

Start Time	N Madison Blvd Southbound					Morehead St Westbound					N Madison Blvd Northbound					Morehead St Eastbound					Int. Total
	Right	Thru	Left	U-Turns	App. Total	Right	Thru	Left	U-Turns	App. Total	Right	Thru	Left	U-Turns	App. Total	Right	Thru	Left	U-Turns	App. Total	

Peak Hour Analysis From 10:00 AM to 02:45 PM - Peak 1 of 1

Peak Hour for Each Approach Begins at:

	10:00 AM					10:00 AM					12:45 PM					10:00 AM				
+0 mins.	0	5	0	0	5	0	0	1	0	1	0	8	0	0	8	0	0	0	0	0
+15 mins.	0	6	0	0	6	0	0	0	0	0	0	10	0	0	10	0	0	0	0	0
+30 mins.	1	7	0	0	8	0	0	0	0	0	0	2	0	0	2	0	0	0	0	0
+45 mins.	0	5	0	0	5	0	0	0	0	0	0	10	0	0	10	0	0	0	0	0
Total Volume	1	23	0	0	24	0	0	1	0	1	0	30	0	0	30	0	0	0	0	0
% App. Total	4.2	95.8	0	0		0	0	100	0		0	100	0	0		0	0	0	0	
PHF	.250	.821	.000	.000	.750	.000	.000	.250	.000	.250	.000	.750	.000	.000	.750	.000	.000	.000	.000	.000



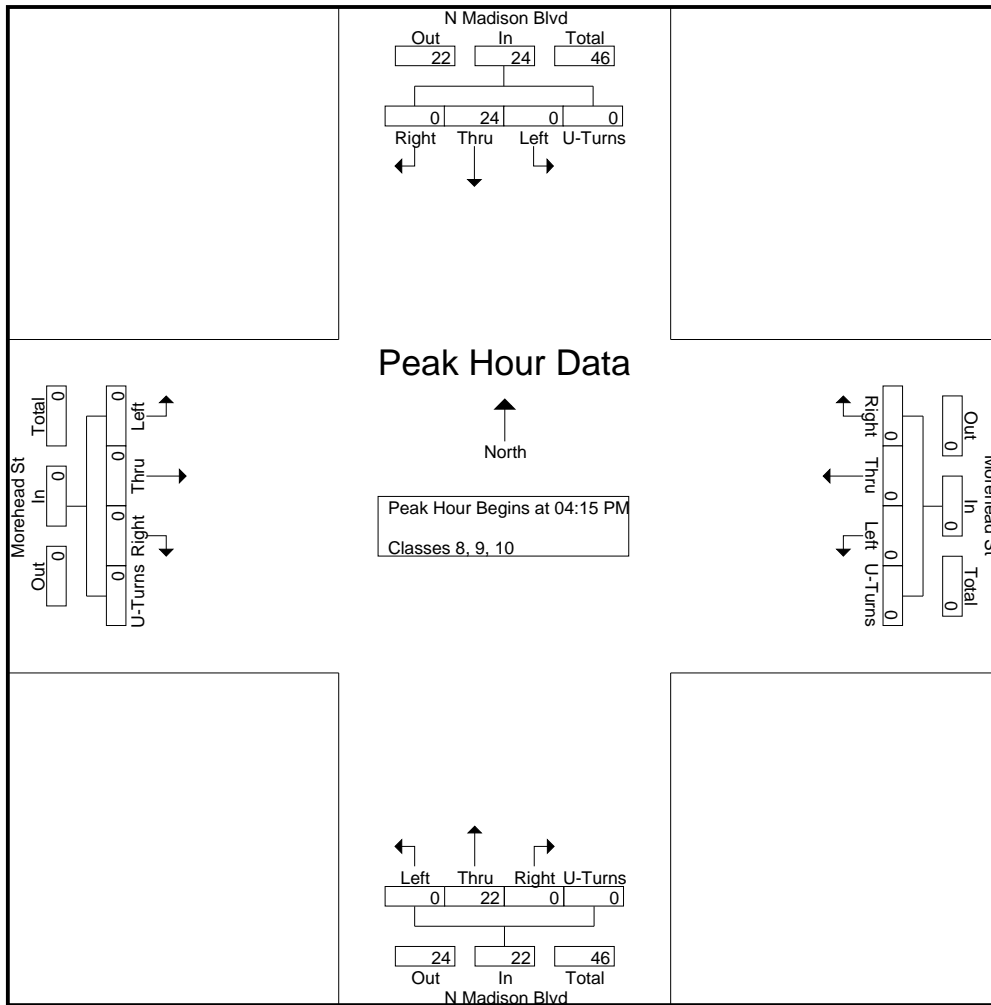
Quality Counts, LLC

920 Blairhill Rd, STE B106
Charlotte, NC 28217

File Name : 14473015 - N Madison Blvd & Morehead St
Site Code : 14473015
Start Date : 8/30/2017
Page No : 7

Start Time	N Madison Blvd Southbound					Morehead St Westbound					N Madison Blvd Northbound					Morehead St Eastbound					Int. Total
	Right	Thru	Left	U-Turns	App. Total	Right	Thru	Left	U-Turns	App. Total	Right	Thru	Left	U-Turns	App. Total	Right	Thru	Left	U-Turns	App. Total	
04:15 PM	0	3	0	0	3	0	0	0	0	0	0	11	0	0	11	0	0	0	0	0	14
04:30 PM	0	6	0	0	6	0	0	0	0	0	0	3	0	0	3	0	0	0	0	0	9
04:45 PM	0	6	0	0	6	0	0	0	0	0	0	5	0	0	5	0	0	0	0	0	11
05:00 PM	0	9	0	0	9	0	0	0	0	0	0	3	0	0	3	0	0	0	0	0	12
Total Volume	0	24	0	0	24	0	0	0	0	0	0	22	0	0	22	0	0	0	0	0	46
% App. Total	0	100	0	0		0	0	0	0		0	100	0	0		0	0	0	0		
PHF	.000	.667	.000	.000	.667	.000	.000	.000	.000	.000	.000	.500	.000	.000	.500	.000	.000	.000	.000	.000	.821

Peak Hour Analysis From 03:00 PM to 06:45 PM - Peak 1 of 1
Peak Hour for Entire Intersection Begins at 04:15 PM



Quality Counts, LLC

920 Blairhill Rd, STE B106
Charlotte, NC 28217

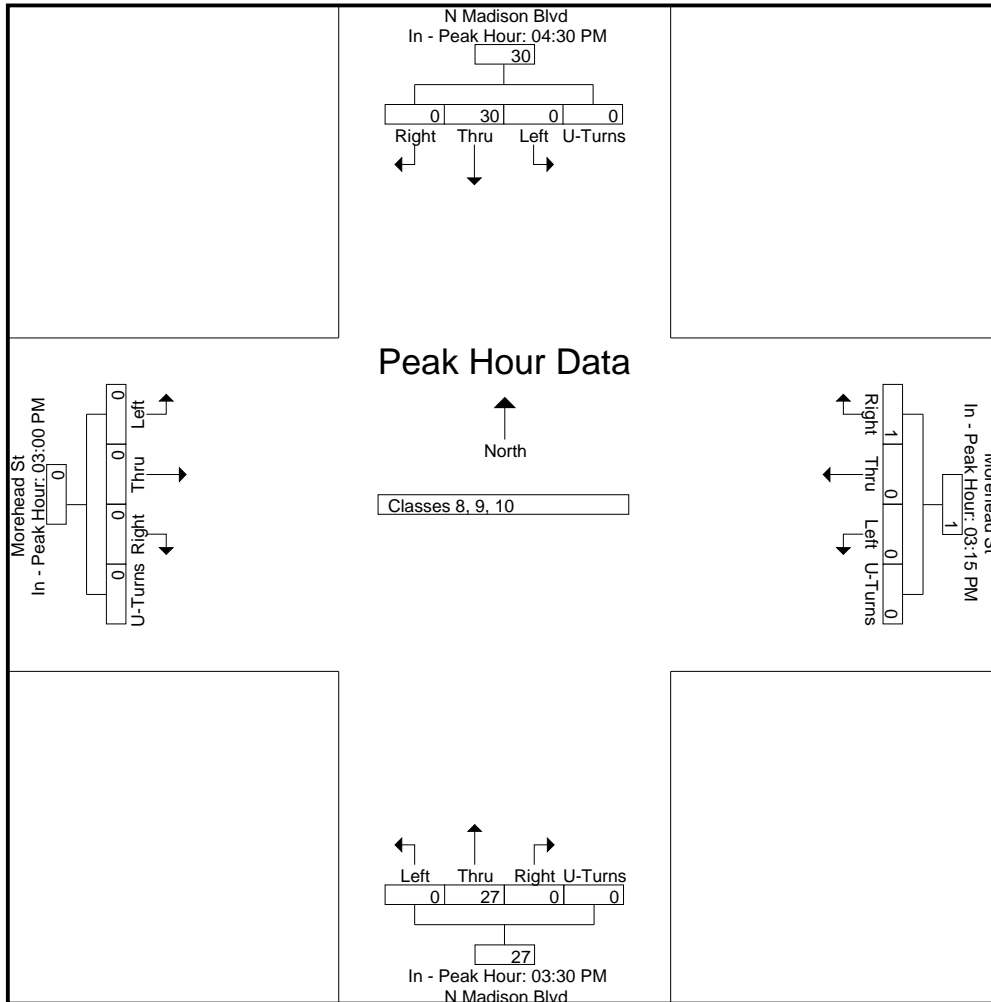
File Name : 14473015 - N Madison Blvd & Morehead St
Site Code : 14473015
Start Date : 8/30/2017
Page No : 8

Start Time	N Madison Blvd Southbound					Morehead St Westbound					N Madison Blvd Northbound					Morehead St Eastbound					Int. Total
	Right	Thru	Left	U-Turns	App. Total	Right	Thru	Left	U-Turns	App. Total	Right	Thru	Left	U-Turns	App. Total	Right	Thru	Left	U-Turns	App. Total	

Peak Hour Analysis From 03:00 PM to 06:45 PM - Peak 1 of 1

Peak Hour for Each Approach Begins at:

	04:30 PM					03:15 PM					03:30 PM					03:00 PM				
+0 mins.	0	6	0	0	6	0	0	0	0	0	0	9	0	0	9	0	0	0	0	0
+15 mins.	0	6	0	0	6	0	0	0	0	0	0	5	0	0	5	0	0	0	0	0
+30 mins.	0	9	0	0	9	0	0	0	0	0	0	2	0	0	2	0	0	0	0	0
+45 mins.	0	9	0	0	9	1	0	0	0	1	0	11	0	0	11	0	0	0	0	0
Total Volume	0	30	0	0	30	1	0	0	0	1	0	27	0	0	27	0	0	0	0	0
% App. Total	0	100	0	0	0	100	0	0	0	0	0	100	0	0	0	0	0	0	0	0
PHF	.000	.833	.000	.000	.833	.250	.000	.000	.000	.250	.000	.614	.000	.000	.614	.000	.000	.000	.000	.000



Quality Counts, LLC

920 Blairhill Rd, STE B106
Charlotte, NC 28217

File Name : 14473015 - N Madison Blvd & Morehead St

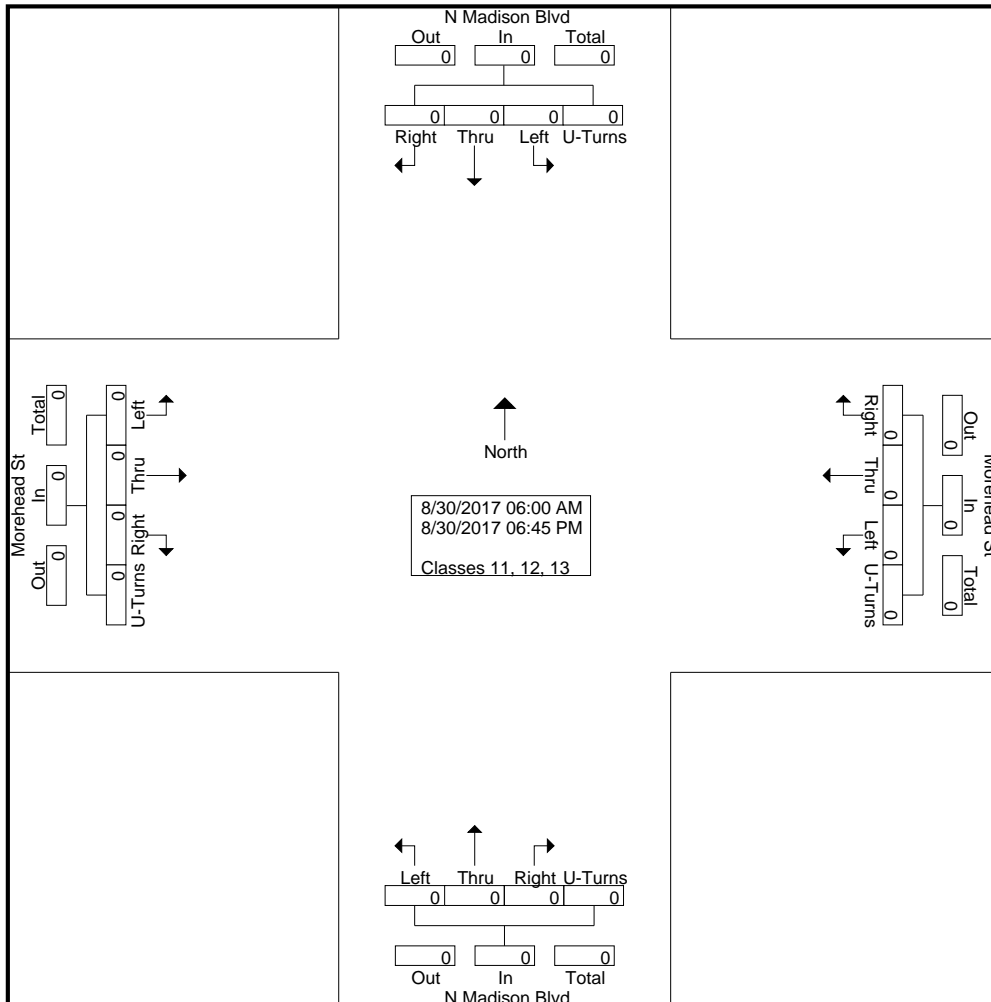
Site Code : 14473015

Start Date : 8/30/2017

Page No : 2

Groups Printed- Classes 11, 12, 13

Start Time	N Madison Blvd Southbound					Morehead St Westbound					N Madison Blvd Northbound					Morehead St Eastbound					Int. Total	
	Right	Thru	Left	U-Turns	App. Total	Right	Thru	Left	U-Turns	App. Total	Right	Thru	Left	U-Turns	App. Total	Right	Thru	Left	U-Turns	App. Total		
04:00 PM	0	0	0	0	0	0	0	0	0	0	0	0	0	0	0	0	0	0	0	0	0	0
04:15 PM	0	0	0	0	0	0	0	0	0	0	0	0	0	0	0	0	0	0	0	0	0	0
04:30 PM	0	0	0	0	0	0	0	0	0	0	0	0	0	0	0	0	0	0	0	0	0	0
04:45 PM	0	0	0	0	0	0	0	0	0	0	0	0	0	0	0	0	0	0	0	0	0	0
Total	0	0	0	0	0	0	0	0	0	0	0	0	0	0	0	0	0	0	0	0	0	0
05:00 PM	0	0	0	0	0	0	0	0	0	0	0	0	0	0	0	0	0	0	0	0	0	0
05:15 PM	0	0	0	0	0	0	0	0	0	0	0	0	0	0	0	0	0	0	0	0	0	0
05:30 PM	0	0	0	0	0	0	0	0	0	0	0	0	0	0	0	0	0	0	0	0	0	0
05:45 PM	0	0	0	0	0	0	0	0	0	0	0	0	0	0	0	0	0	0	0	0	0	0
Total	0	0	0	0	0	0	0	0	0	0	0	0	0	0	0	0	0	0	0	0	0	0
06:00 PM	0	0	0	0	0	0	0	0	0	0	0	0	0	0	0	0	0	0	0	0	0	0
06:15 PM	0	0	0	0	0	0	0	0	0	0	0	0	0	0	0	0	0	0	0	0	0	0
06:30 PM	0	0	0	0	0	0	0	0	0	0	0	0	0	0	0	0	0	0	0	0	0	0
06:45 PM	0	0	0	0	0	0	0	0	0	0	0	0	0	0	0	0	0	0	0	0	0	0
Total	0	0	0	0	0	0	0	0	0	0	0	0	0	0	0	0	0	0	0	0	0	0
Grand Total	0	0	0	0	0	0	0	0	0	0	0	0	0	0	0	0	0	0	0	0	0	0
Apprch %	0	0	0	0		0	0	0	0		0	0	0	0		0	0	0	0			
Total %																						

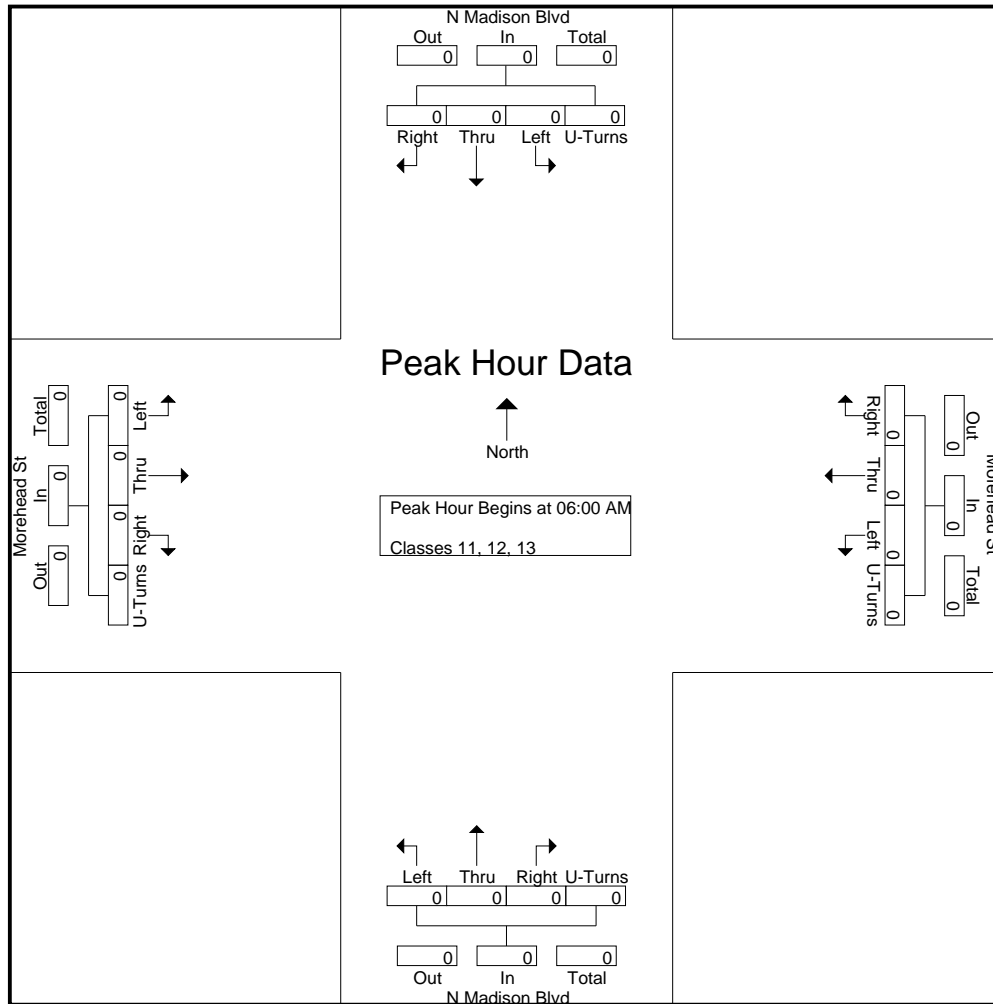


Quality Counts, LLC

920 Blairhill Rd, STE B106
Charlotte, NC 28217

File Name : 14473015 - N Madison Blvd & Morehead St
Site Code : 14473015
Start Date : 8/30/2017
Page No : 3

Start Time	N Madison Blvd Southbound					Morehead St Westbound					N Madison Blvd Northbound					Morehead St Eastbound					Int. Total	
	Right	Thru	Left	U-Turns	App. Total	Right	Thru	Left	U-Turns	App. Total	Right	Thru	Left	U-Turns	App. Total	Right	Thru	Left	U-Turns	App. Total		
Peak Hour Analysis From 06:00 AM to 09:45 AM - Peak 1 of 1																						
Peak Hour for Entire Intersection Begins at 06:00 AM																						
06:00 AM	0	0	0	0	0	0	0	0	0	0	0	0	0	0	0	0	0	0	0	0	0	0
06:15 AM	0	0	0	0	0	0	0	0	0	0	0	0	0	0	0	0	0	0	0	0	0	0
06:30 AM	0	0	0	0	0	0	0	0	0	0	0	0	0	0	0	0	0	0	0	0	0	0
06:45 AM	0	0	0	0	0	0	0	0	0	0	0	0	0	0	0	0	0	0	0	0	0	0
Total Volume	0	0	0	0	0	0	0	0	0	0	0	0	0	0	0	0	0	0	0	0	0	0
% App. Total	0	0	0	0	0	0	0	0	0	0	0	0	0	0	0	0	0	0	0	0	0	0
PHF	.000	.000	.000	.000	.000	.000	.000	.000	.000	.000	.000	.000	.000	.000	.000	.000	.000	.000	.000	.000	.000	.000

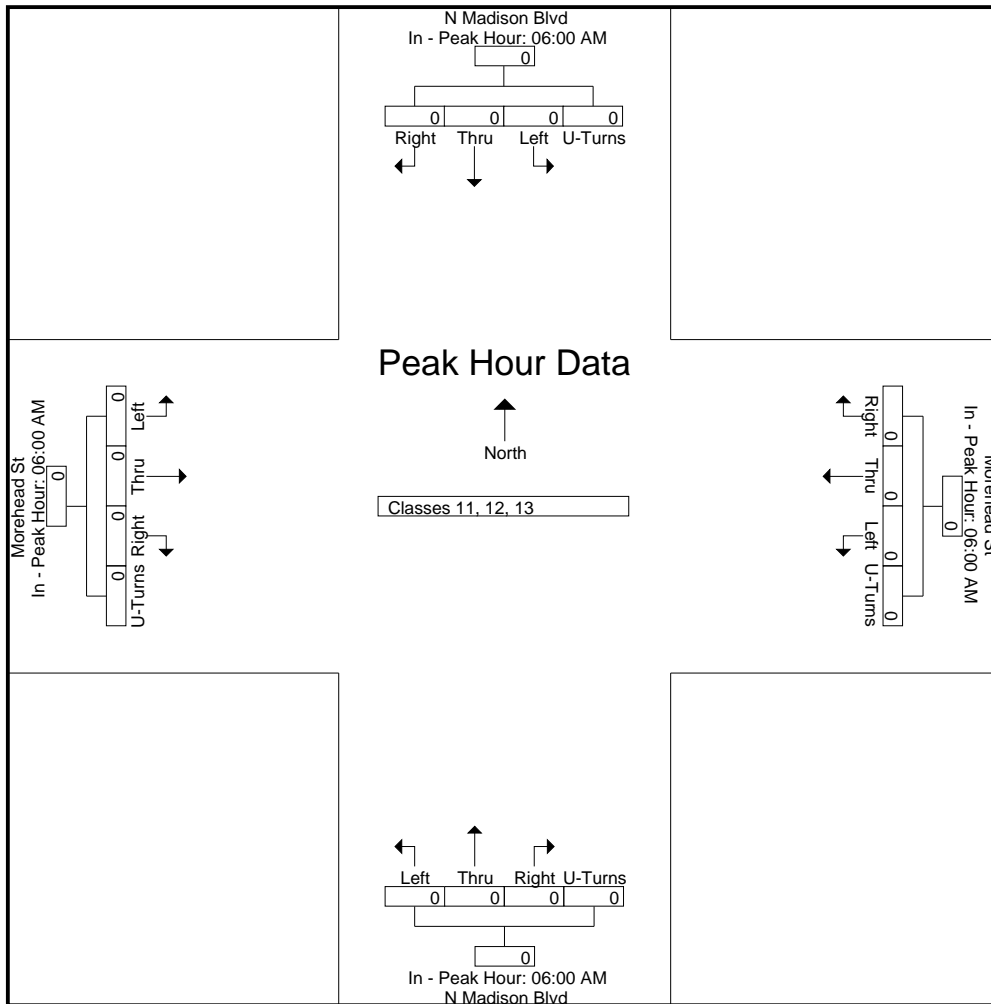


Quality Counts, LLC

920 Blairhill Rd, STE B106
Charlotte, NC 28217

File Name : 14473015 - N Madison Blvd & Morehead St
Site Code : 14473015
Start Date : 8/30/2017
Page No : 4

Start Time	N Madison Blvd Southbound					Morehead St Westbound					N Madison Blvd Northbound					Morehead St Eastbound					Int. Total	
	Right	Thru	Left	U-Turns	App. Total	Right	Thru	Left	U-Turns	App. Total	Right	Thru	Left	U-Turns	App. Total	Right	Thru	Left	U-Turns	App. Total		
Peak Hour Analysis From 06:00 AM to 09:45 AM - Peak 1 of 1																						
Peak Hour for Each Approach Begins at:																						
	06:00 AM					06:00 AM					06:00 AM					06:00 AM						
+0 mins.	0	0	0	0	0	0	0	0	0	0	0	0	0	0	0	0	0	0	0	0	0	0
+15 mins.	0	0	0	0	0	0	0	0	0	0	0	0	0	0	0	0	0	0	0	0	0	0
+30 mins.	0	0	0	0	0	0	0	0	0	0	0	0	0	0	0	0	0	0	0	0	0	0
+45 mins.	0	0	0	0	0	0	0	0	0	0	0	0	0	0	0	0	0	0	0	0	0	0
Total Volume	0	0	0	0	0	0	0	0	0	0	0	0	0	0	0	0	0	0	0	0	0	0
% App. Total	0	0	0	0	0	0	0	0	0	0	0	0	0	0	0	0	0	0	0	0	0	0
PHF	.000	.000	.000	.000	.000	.000	.000	.000	.000	.000	.000	.000	.000	.000	.000	.000	.000	.000	.000	.000	.000	.000

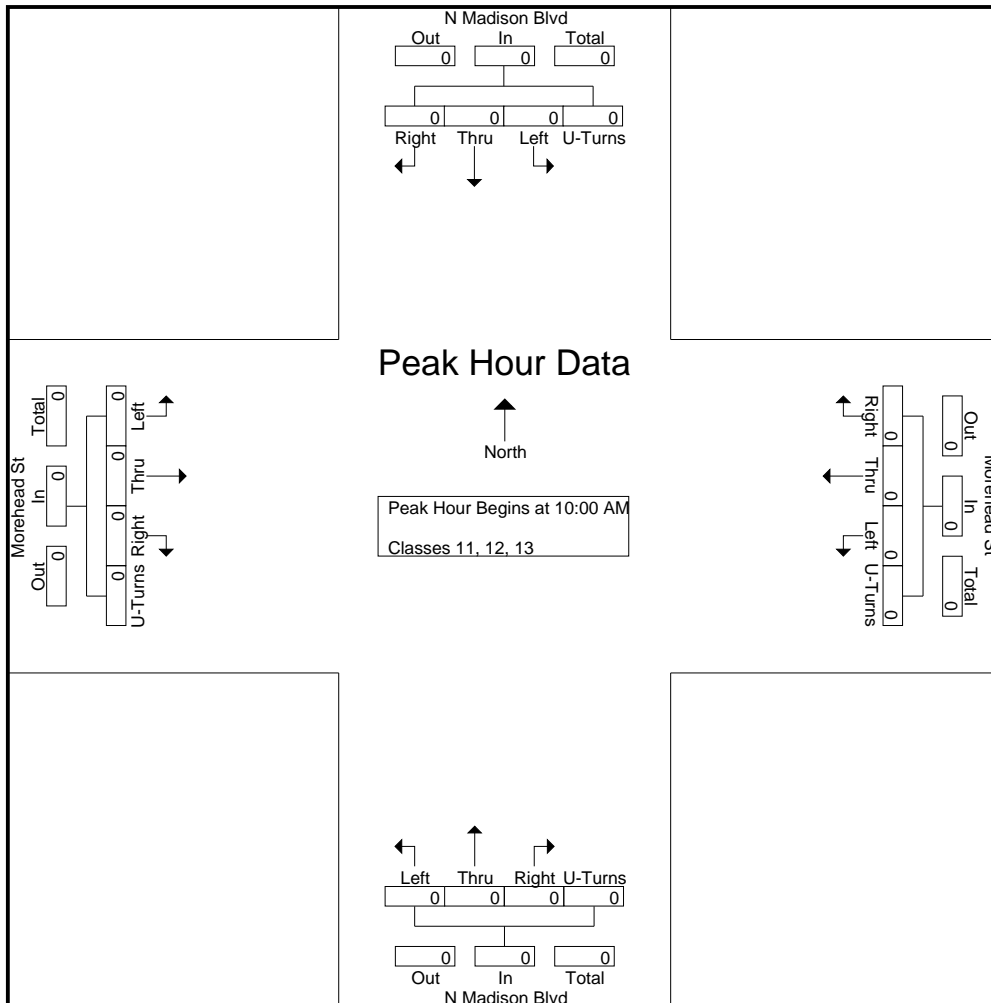


Quality Counts, LLC

920 Blairhill Rd, STE B106
Charlotte, NC 28217

File Name : 14473015 - N Madison Blvd & Morehead St
Site Code : 14473015
Start Date : 8/30/2017
Page No : 5

Start Time	N Madison Blvd Southbound					Morehead St Westbound					N Madison Blvd Northbound					Morehead St Eastbound					Int. Total
	Right	Thru	Left	U-Turns	App. Total	Right	Thru	Left	U-Turns	App. Total	Right	Thru	Left	U-Turns	App. Total	Right	Thru	Left	U-Turns	App. Total	
Peak Hour Analysis From 10:00 AM to 02:45 PM - Peak 1 of 1																					
Peak Hour for Entire Intersection Begins at 10:00 AM																					
10:00 AM	0	0	0	0	0	0	0	0	0	0	0	0	0	0	0	0	0	0	0	0	0
10:15 AM	0	0	0	0	0	0	0	0	0	0	0	0	0	0	0	0	0	0	0	0	0
10:30 AM	0	0	0	0	0	0	0	0	0	0	0	0	0	0	0	0	0	0	0	0	0
10:45 AM	0	0	0	0	0	0	0	0	0	0	0	0	0	0	0	0	0	0	0	0	0
Total Volume	0	0	0	0	0	0	0	0	0	0	0	0	0	0	0	0	0	0	0	0	0
% App. Total	0	0	0	0	0	0	0	0	0	0	0	0	0	0	0	0	0	0	0	0	0
PHF	.000	.000	.000	.000	.000	.000	.000	.000	.000	.000	.000	.000	.000	.000	.000	.000	.000	.000	.000	.000	.000



Quality Counts, LLC

920 Blairhill Rd, STE B106
Charlotte, NC 28217

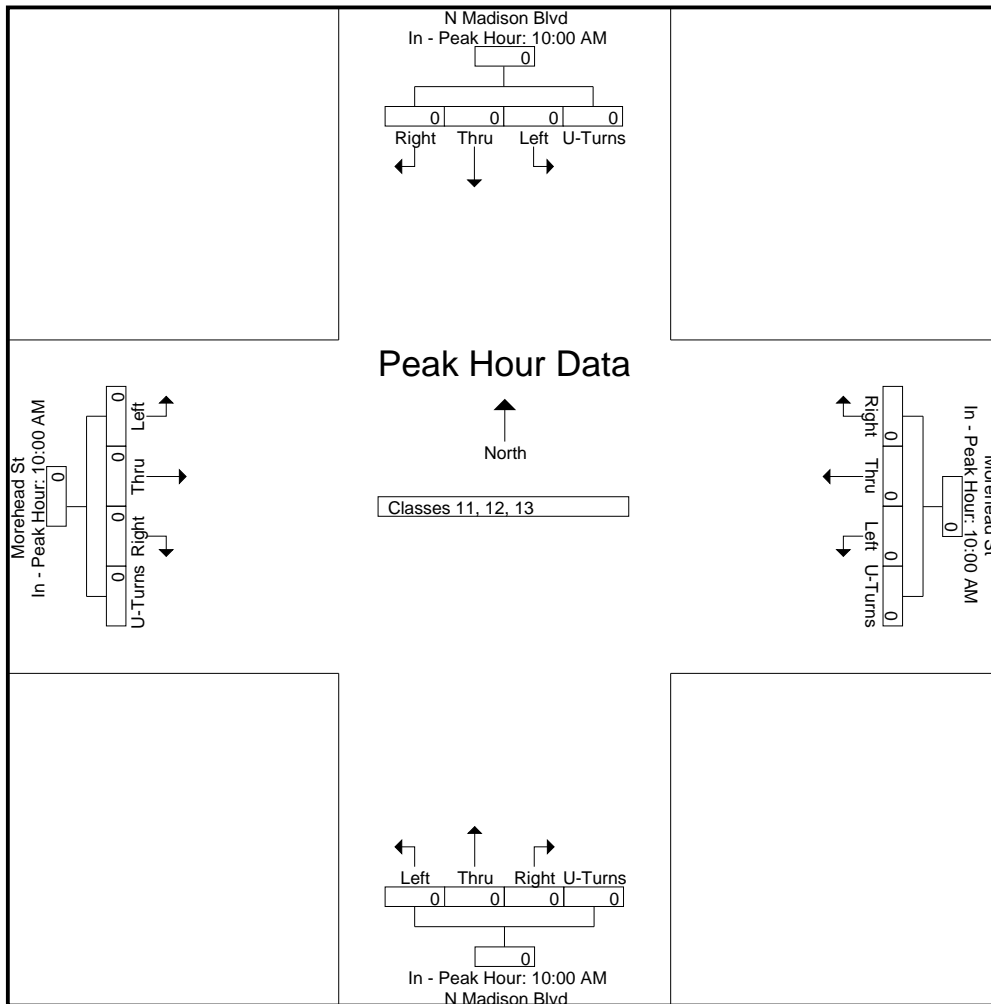
File Name : 14473015 - N Madison Blvd & Morehead St
Site Code : 14473015
Start Date : 8/30/2017
Page No : 6

Start Time	N Madison Blvd Southbound					Morehead St Westbound					N Madison Blvd Northbound					Morehead St Eastbound					Int. Total
	Right	Thru	Left	U-Turns	App. Total	Right	Thru	Left	U-Turns	App. Total	Right	Thru	Left	U-Turns	App. Total	Right	Thru	Left	U-Turns	App. Total	

Peak Hour Analysis From 10:00 AM to 02:45 PM - Peak 1 of 1

Peak Hour for Each Approach Begins at:

	10:00 AM					10:00 AM					10:00 AM					10:00 AM									
+0 mins.	0	0	0	0	0	0	0	0	0	0	0	0	0	0	0	0	0	0	0	0	0	0	0	0	0
+15 mins.	0	0	0	0	0	0	0	0	0	0	0	0	0	0	0	0	0	0	0	0	0	0	0	0	0
+30 mins.	0	0	0	0	0	0	0	0	0	0	0	0	0	0	0	0	0	0	0	0	0	0	0	0	0
+45 mins.	0	0	0	0	0	0	0	0	0	0	0	0	0	0	0	0	0	0	0	0	0	0	0	0	0
Total Volume	0	0	0	0	0	0	0	0	0	0	0	0	0	0	0	0	0	0	0	0	0	0	0	0	0
% App. Total	0	0	0	0	0	0	0	0	0	0	0	0	0	0	0	0	0	0	0	0	0	0	0	0	0
PHF	.000	.000	.000	.000	.000	.000	.000	.000	.000	.000	.000	.000	.000	.000	.000	.000	.000	.000	.000	.000	.000	.000	.000	.000	.000



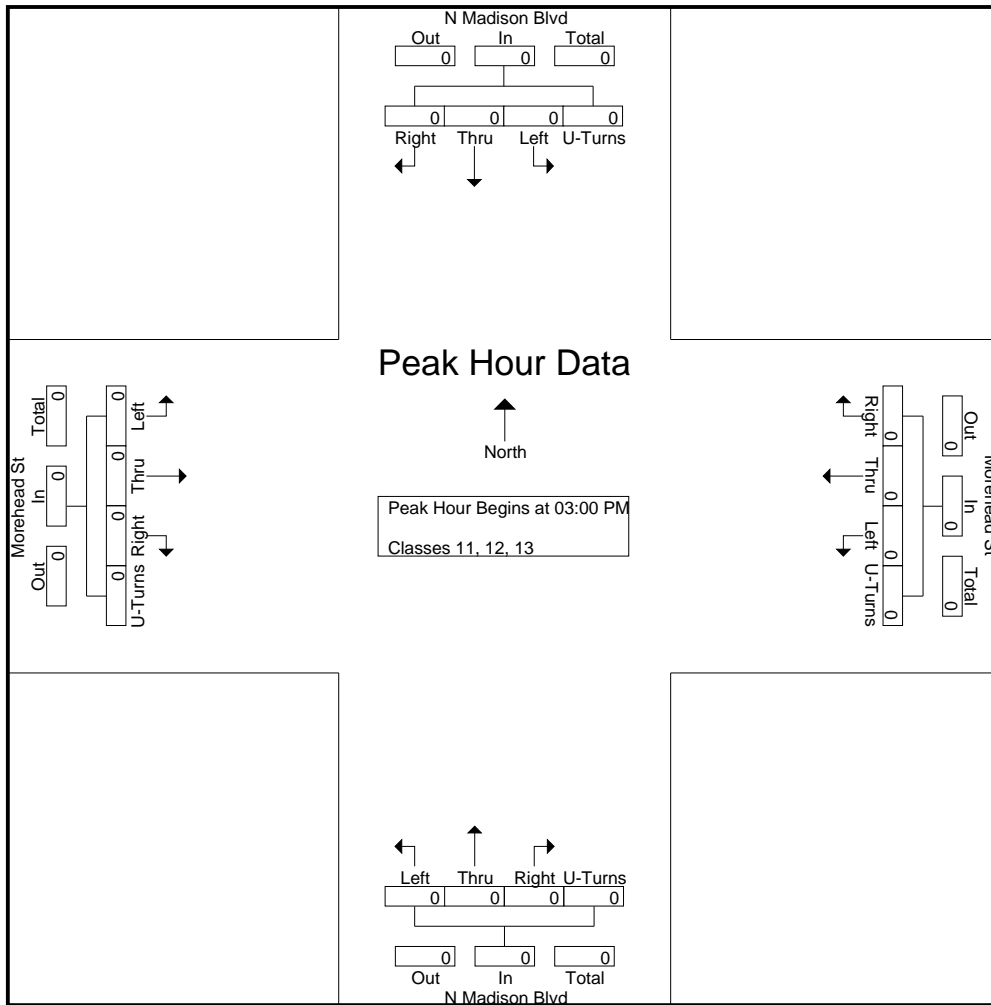
Quality Counts, LLC

920 Blairhill Rd, STE B106
Charlotte, NC 28217

File Name : 14473015 - N Madison Blvd & Morehead St
Site Code : 14473015
Start Date : 8/30/2017
Page No : 7

Start Time	N Madison Blvd Southbound					Morehead St Westbound					N Madison Blvd Northbound					Morehead St Eastbound					Int. Total
	Right	Thru	Left	U-Turns	App. Total	Right	Thru	Left	U-Turns	App. Total	Right	Thru	Left	U-Turns	App. Total	Right	Thru	Left	U-Turns	App. Total	
03:00 PM	0	0	0	0	0	0	0	0	0	0	0	0	0	0	0	0	0	0	0	0	0
03:15 PM	0	0	0	0	0	0	0	0	0	0	0	0	0	0	0	0	0	0	0	0	0
03:30 PM	0	0	0	0	0	0	0	0	0	0	0	0	0	0	0	0	0	0	0	0	0
03:45 PM	0	0	0	0	0	0	0	0	0	0	0	0	0	0	0	0	0	0	0	0	0
Total Volume	0	0	0	0	0	0	0	0	0	0	0	0	0	0	0	0	0	0	0	0	0
% App. Total	0	0	0	0	0	0	0	0	0	0	0	0	0	0	0	0	0	0	0	0	0
PHF	.000	.000	.000	.000	.000	.000	.000	.000	.000	.000	.000	.000	.000	.000	.000	.000	.000	.000	.000	.000	.000

Peak Hour Analysis From 03:00 PM to 06:45 PM - Peak 1 of 1
Peak Hour for Entire Intersection Begins at 03:00 PM



Quality Counts, LLC

920 Blairhill Rd, STE B106
Charlotte, NC 28217

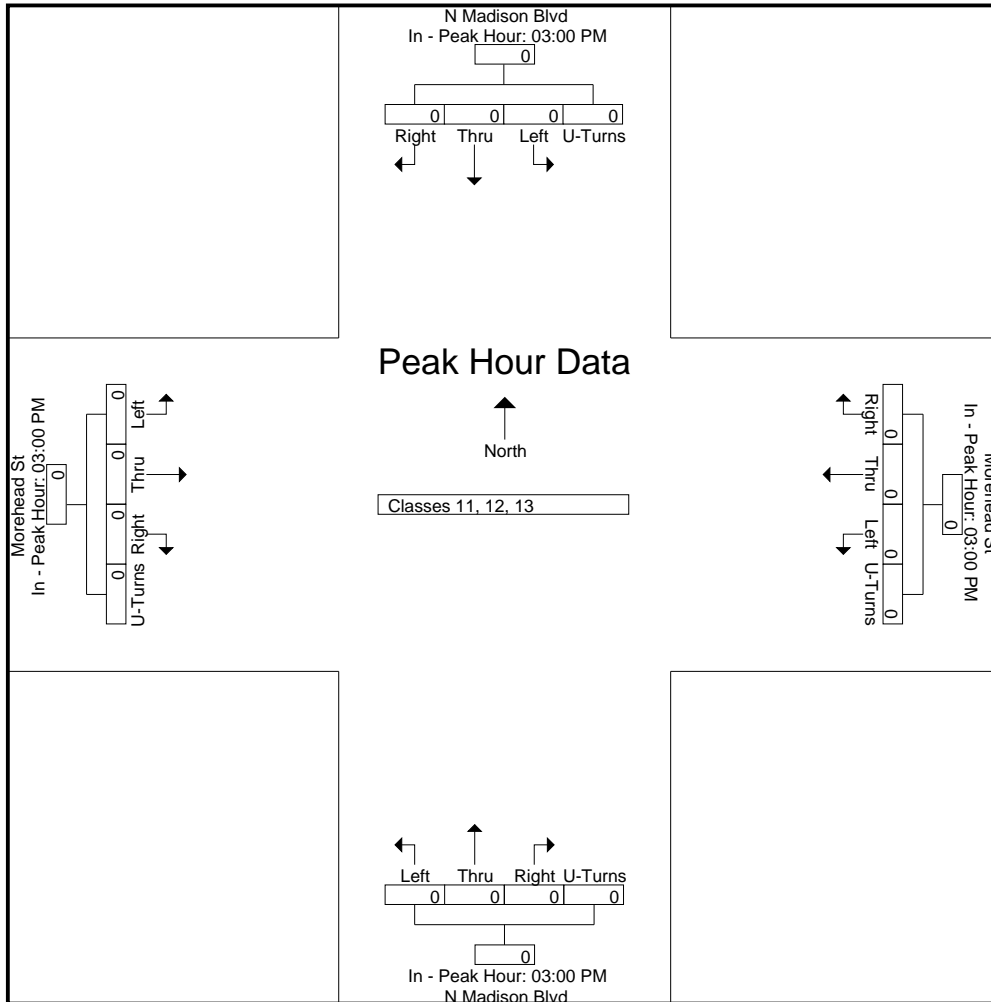
File Name : 14473015 - N Madison Blvd & Morehead St
Site Code : 14473015
Start Date : 8/30/2017
Page No : 8

Start Time	N Madison Blvd Southbound					Morehead St Westbound					N Madison Blvd Northbound					Morehead St Eastbound					Int. Total
	Right	Thru	Left	U-Turns	App. Total	Right	Thru	Left	U-Turns	App. Total	Right	Thru	Left	U-Turns	App. Total	Right	Thru	Left	U-Turns	App. Total	

Peak Hour Analysis From 03:00 PM to 06:45 PM - Peak 1 of 1

Peak Hour for Each Approach Begins at:

	03:00 PM					03:00 PM					03:00 PM					03:00 PM									
+0 mins.	0	0	0	0	0	0	0	0	0	0	0	0	0	0	0	0	0	0	0	0	0	0	0	0	0
+15 mins.	0	0	0	0	0	0	0	0	0	0	0	0	0	0	0	0	0	0	0	0	0	0	0	0	0
+30 mins.	0	0	0	0	0	0	0	0	0	0	0	0	0	0	0	0	0	0	0	0	0	0	0	0	0
+45 mins.	0	0	0	0	0	0	0	0	0	0	0	0	0	0	0	0	0	0	0	0	0	0	0	0	0
Total Volume	0	0	0	0	0	0	0	0	0	0	0	0	0	0	0	0	0	0	0	0	0	0	0	0	0
% App. Total	0	0	0	0	0	0	0	0	0	0	0	0	0	0	0	0	0	0	0	0	0	0	0	0	0
PHF	.000	.000	.000	.000	.000	.000	.000	.000	.000	.000	.000	.000	.000	.000	.000	.000	.000	.000	.000	.000	.000	.000	.000	.000	.000



Quality Counts, LLC

920 Blairhill Rd, STE B106
Charlotte, NC 28217

File Name : 14473015 - N Madison Blvd & Morehead St

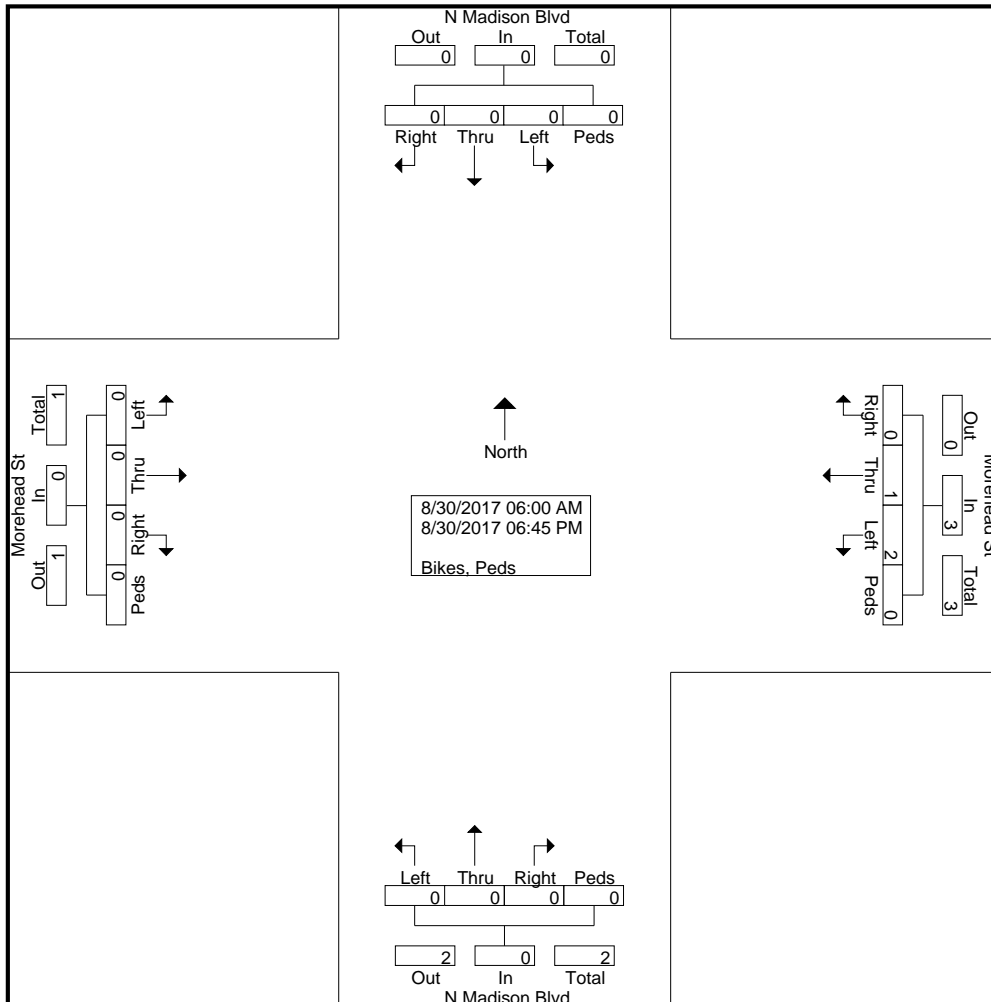
Site Code : 14473015

Start Date : 8/30/2017

Page No : 2

Groups Printed- Bikes, Peds

Start Time	N Madison Blvd Southbound					Morehead St Westbound					N Madison Blvd Northbound					Morehead St Eastbound					Int. Total	
	Right	Thru	Left	Peds	App. Total	Right	Thru	Left	Peds	App. Total	Right	Thru	Left	Peds	App. Total	Right	Thru	Left	Peds	App. Total		
04:00 PM	0	0	0	0	0	0	0	0	0	0	0	0	0	0	0	0	0	0	0	0	0	0
04:15 PM	0	0	0	0	0	0	0	0	0	0	0	0	0	0	0	0	0	0	0	0	0	0
04:30 PM	0	0	0	0	0	0	0	0	0	0	0	0	0	0	0	0	0	0	0	0	0	0
04:45 PM	0	0	0	0	0	0	0	0	0	0	0	0	0	0	0	0	0	0	0	0	0	0
Total	0	0	0	0	0	0	0	0	0	0	0	0	0	0	0	0	0	0	0	0	0	0
05:00 PM	0	0	0	0	0	0	0	0	0	0	0	0	0	0	0	0	0	0	0	0	0	0
05:15 PM	0	0	0	0	0	0	0	0	0	0	0	0	0	0	0	0	0	0	0	0	0	0
05:30 PM	0	0	0	0	0	0	1	0	0	1	0	0	0	0	0	0	0	0	0	0	0	1
05:45 PM	0	0	0	0	0	0	0	0	0	0	0	0	0	0	0	0	0	0	0	0	0	0
Total	0	0	0	0	0	0	1	0	0	1	0	0	0	0	0	0	0	0	0	0	0	1
06:00 PM	0	0	0	0	0	0	0	0	0	0	0	0	0	0	0	0	0	0	0	0	0	0
06:15 PM	0	0	0	0	0	0	0	0	0	0	0	0	0	0	0	0	0	0	0	0	0	0
06:30 PM	0	0	0	0	0	0	0	0	0	0	0	0	0	0	0	0	0	0	0	0	0	0
06:45 PM	0	0	0	0	0	0	0	0	0	0	0	0	0	0	0	0	0	0	0	0	0	0
Total	0	0	0	0	0	0	0	0	0	0	0	0	0	0	0	0	0	0	0	0	0	0
Grand Total	0	0	0	0	0	0	1	2	0	3	0	0	0	0	0	0	0	0	0	0	0	3
Apprch %	0	0	0	0		0	33.3	66.7	0		0	0	0	0		0	0	0	0		0	
Total %	0	0	0	0		0	33.3	66.7	0	100	0	0	0	0		0	0	0	0		0	

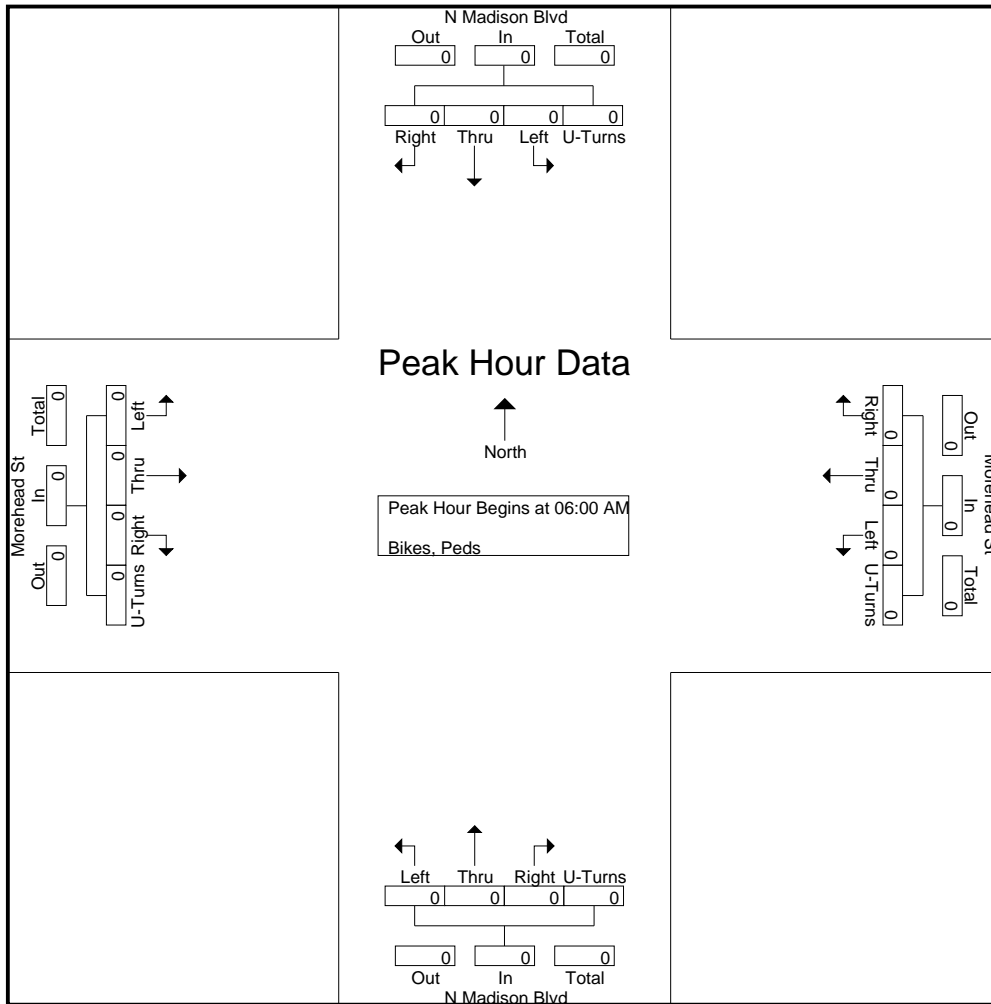


Quality Counts, LLC

920 Blairhill Rd, STE B106
Charlotte, NC 28217

File Name : 14473015 - N Madison Blvd & Morehead St
Site Code : 14473015
Start Date : 8/30/2017
Page No : 3

Start Time	N Madison Blvd Southbound					Morehead St Westbound					N Madison Blvd Northbound					Morehead St Eastbound					Int. Total	
	Right	Thru	Left	Peds	App. Total	Right	Thru	Left	Peds	App. Total	Right	Thru	Left	Peds	App. Total	Right	Thru	Left	Peds	App. Total		
Peak Hour Analysis From 06:00 AM to 09:45 AM - Peak 1 of 1																						
Peak Hour for Entire Intersection Begins at 06:00 AM																						
06:00 AM	0	0	0	0	0	0	0	0	0	0	0	0	0	0	0	0	0	0	0	0	0	0
06:15 AM	0	0	0	0	0	0	0	0	0	0	0	0	0	0	0	0	0	0	0	0	0	0
06:30 AM	0	0	0	0	0	0	0	0	0	0	0	0	0	0	0	0	0	0	0	0	0	0
06:45 AM	0	0	0	0	0	0	0	0	0	0	0	0	0	0	0	0	0	0	0	0	0	0
Total Volume	0	0	0	0	0	0	0	0	0	0	0	0	0	0	0	0	0	0	0	0	0	0
% App. Total	0	0	0	0	0	0	0	0	0	0	0	0	0	0	0	0	0	0	0	0	0	0
PHF	.000	.000	.000	.000	.000	.000	.000	.000	.000	.000	.000	.000	.000	.000	.000	.000	.000	.000	.000	.000	.000	.000

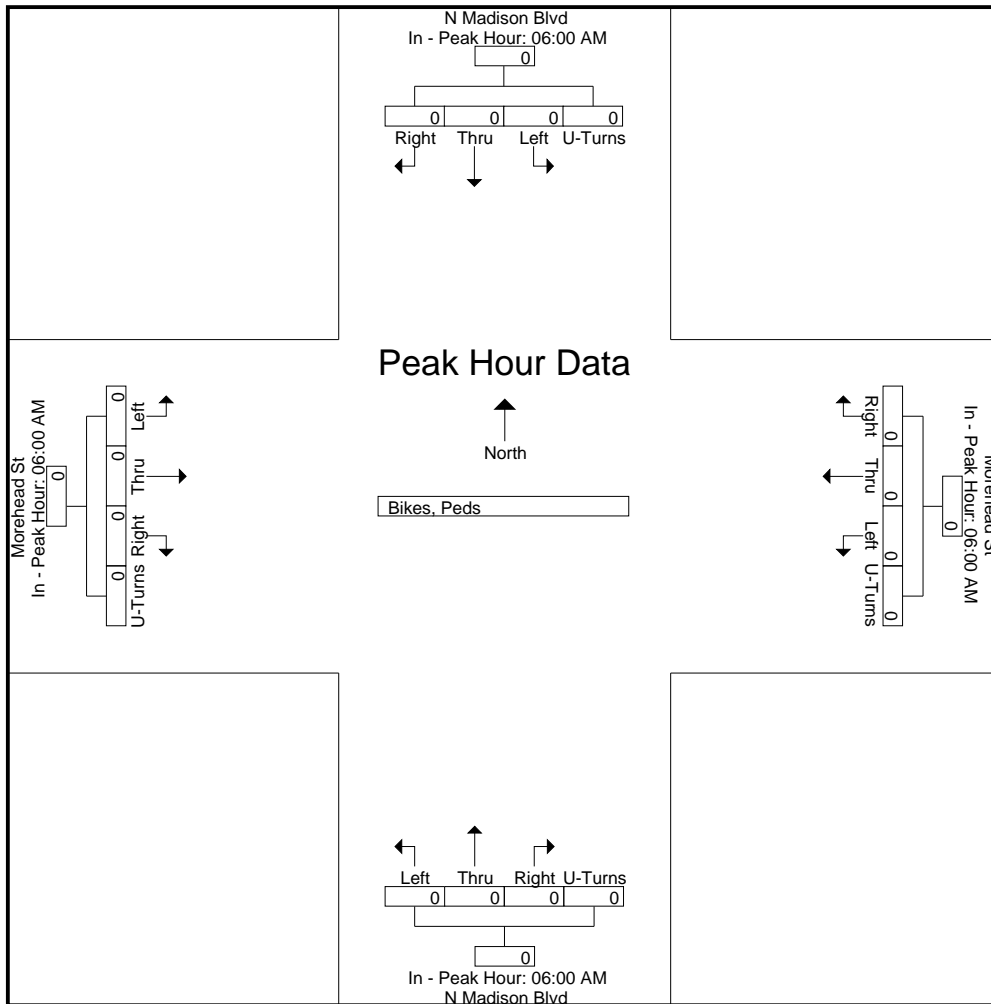


Quality Counts, LLC

920 Blairhill Rd, STE B106
Charlotte, NC 28217

File Name : 14473015 - N Madison Blvd & Morehead St
Site Code : 14473015
Start Date : 8/30/2017
Page No : 4

Start Time	N Madison Blvd Southbound					Morehead St Westbound					N Madison Blvd Northbound					Morehead St Eastbound					Int. Total	
	Right	Thru	Left	Peds	App. Total	Right	Thru	Left	Peds	App. Total	Right	Thru	Left	Peds	App. Total	Right	Thru	Left	Peds	App. Total		
Peak Hour Analysis From 06:00 AM to 09:45 AM - Peak 1 of 1																						
Peak Hour for Each Approach Begins at:																						
	06:00 AM					06:00 AM					06:00 AM					06:00 AM						
+0 mins.	0	0	0	0	0	0	0	0	0	0	0	0	0	0	0	0	0	0	0	0	0	0
+15 mins.	0	0	0	0	0	0	0	0	0	0	0	0	0	0	0	0	0	0	0	0	0	0
+30 mins.	0	0	0	0	0	0	0	0	0	0	0	0	0	0	0	0	0	0	0	0	0	0
+45 mins.	0	0	0	0	0	0	0	0	0	0	0	0	0	0	0	0	0	0	0	0	0	0
Total Volume	0	0	0	0	0	0	0	0	0	0	0	0	0	0	0	0	0	0	0	0	0	0
% App. Total	0	0	0	0	0	0	0	0	0	0	0	0	0	0	0	0	0	0	0	0	0	0
PHF	.000	.000	.000	.000	.000	.000	.000	.000	.000	.000	.000	.000	.000	.000	.000	.000	.000	.000	.000	.000	.000	.000

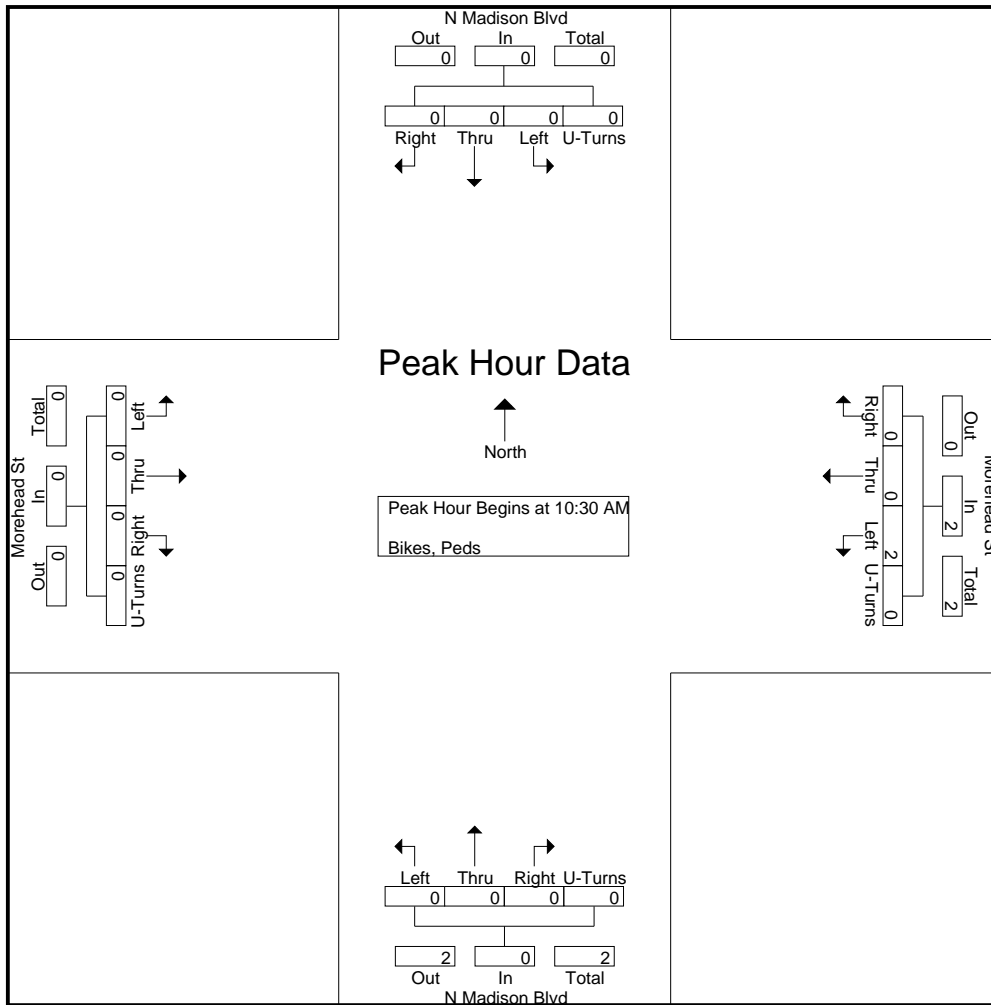


Quality Counts, LLC

920 Blairhill Rd, STE B106
Charlotte, NC 28217

File Name : 14473015 - N Madison Blvd & Morehead St
Site Code : 14473015
Start Date : 8/30/2017
Page No : 5

Start Time	N Madison Blvd Southbound					Morehead St Westbound					N Madison Blvd Northbound					Morehead St Eastbound					Int. Total	
	Right	Thru	Left	Peds	App. Total	Right	Thru	Left	Peds	App. Total	Right	Thru	Left	Peds	App. Total	Right	Thru	Left	Peds	App. Total		
Peak Hour Analysis From 10:00 AM to 02:45 PM - Peak 1 of 1																						
Peak Hour for Entire Intersection Begins at 10:30 AM																						
10:30 AM	0	0	0	0	0	0	0	0	0	0	0	0	0	0	0	0	0	0	0	0	0	0
10:45 AM	0	0	0	0	0	0	0	0	0	0	0	0	0	0	0	0	0	0	0	0	0	0
11:00 AM	0	0	0	0	0	0	0	0	0	0	0	0	0	0	0	0	0	0	0	0	0	0
11:15 AM	0	0	0	0	0	0	0	2	0	2	0	0	0	0	0	0	0	0	0	0	0	2
Total Volume	0	0	0	0	0	0	0	2	0	2	0	0	0	0	0	0	0	0	0	0	0	2
% App. Total	0	0	0	0	0	0	0	100	0	0	0	0	0	0	0	0	0	0	0	0	0	0
PHF	.000	.000	.000	.000	.000	.000	.000	.250	.000	.250	.000	.000	.000	.000	.000	.000	.000	.000	.000	.000	.000	.250



Quality Counts, LLC

920 Blairhill Rd, STE B106
Charlotte, NC 28217

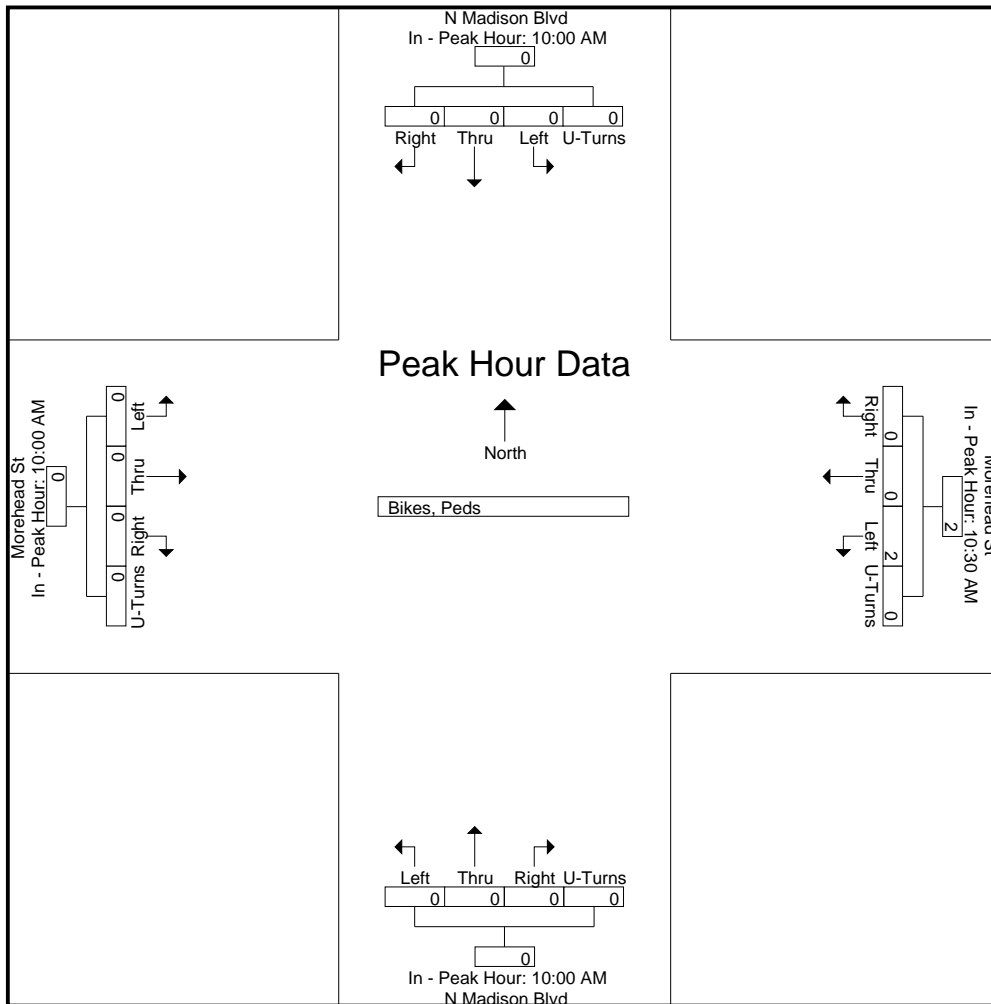
File Name : 14473015 - N Madison Blvd & Morehead St
Site Code : 14473015
Start Date : 8/30/2017
Page No : 6

Start Time	N Madison Blvd Southbound					Morehead St Westbound					N Madison Blvd Northbound					Morehead St Eastbound					Int. Total
	Rig ht	Thr u	Left	Ped s	App. Total	Rig ht	Thr u	Left	Ped s	App. Total	Right	Thr u	Left	Peds	App. Total	Right	Thr u	Left	Peds	App. Total	

Peak Hour Analysis From 10:00 AM to 02:45 PM - Peak 1 of 1

Peak Hour for Each Approach Begins at:

	10:00 AM					10:30 AM					10:00 AM					10:00 AM									
+0 mins.	0	0	0	0	0	0	0	0	0	0	0	0	0	0	0	0	0	0	0	0	0	0	0	0	0
+15 mins.	0	0	0	0	0	0	0	0	0	0	0	0	0	0	0	0	0	0	0	0	0	0	0	0	0
+30 mins.	0	0	0	0	0	0	0	0	0	0	0	0	0	0	0	0	0	0	0	0	0	0	0	0	0
+45 mins.	0	0	0	0	0	0	0	2	0	2	0	0	0	0	0	0	0	0	0	0	0	0	0	0	0
Total Volume	0	0	0	0	0	0	0	2	0	2	0	0	0	0	0	0	0	0	0	0	0	0	0	0	0
% App. Total	0	0	0	0	0	0	0	100	0	0	0	0	0	0	0	0	0	0	0	0	0	0	0	0	0
PHF	.000	.000	.000	.000	.000	.000	.000	.250	.000	.250	.000	.000	.000	.000	.000	.000	.000	.000	.000	.000	.000	.000	.000	.000	.000

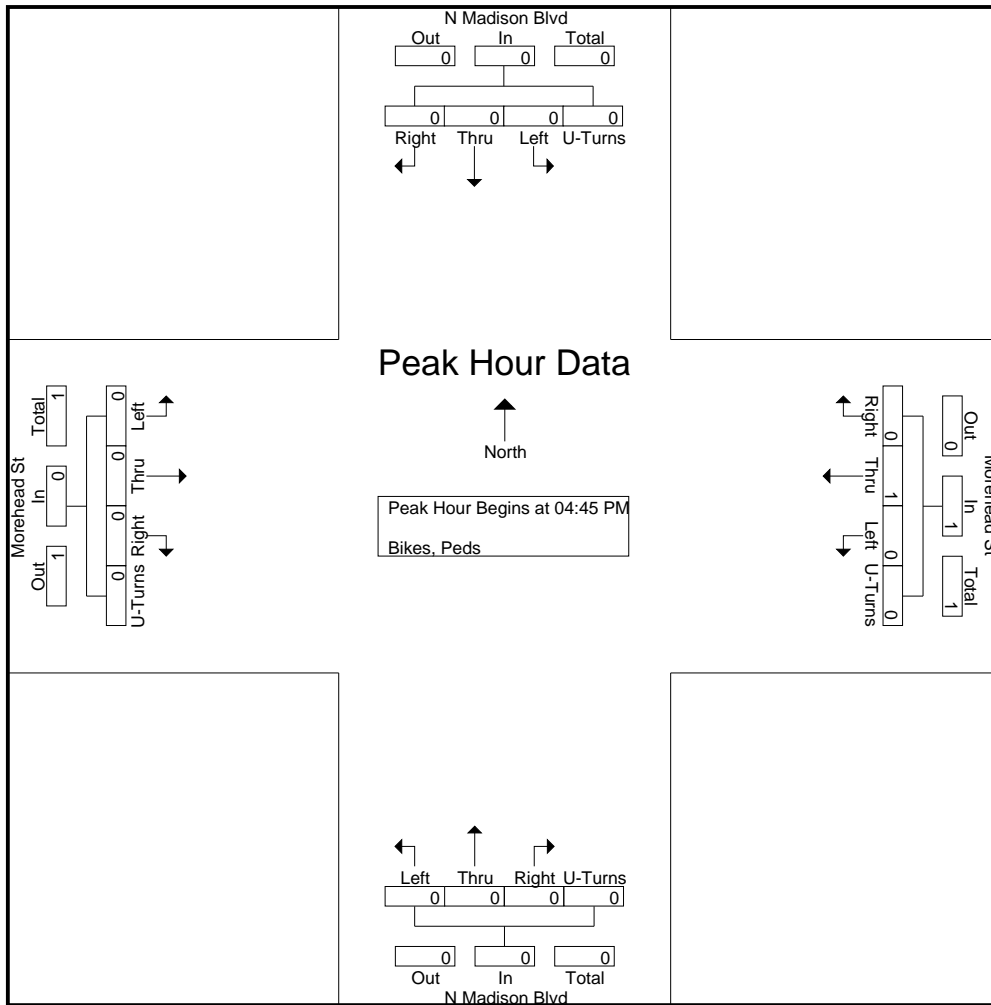


Quality Counts, LLC

920 Blairhill Rd, STE B106
Charlotte, NC 28217

File Name : 14473015 - N Madison Blvd & Morehead St
Site Code : 14473015
Start Date : 8/30/2017
Page No : 7

Start Time	N Madison Blvd Southbound					Morehead St Westbound					N Madison Blvd Northbound					Morehead St Eastbound					Int. Total	
	Right	Thru	Left	Peds	App. Total	Right	Thru	Left	Peds	App. Total	Right	Thru	Left	Peds	App. Total	Right	Thru	Left	Peds	App. Total		
Peak Hour Analysis From 03:00 PM to 06:45 PM - Peak 1 of 1																						
Peak Hour for Entire Intersection Begins at 04:45 PM																						
04:45 PM	0	0	0	0	0	0	0	0	0	0	0	0	0	0	0	0	0	0	0	0	0	0
05:00 PM	0	0	0	0	0	0	0	0	0	0	0	0	0	0	0	0	0	0	0	0	0	0
05:15 PM	0	0	0	0	0	0	0	0	0	0	0	0	0	0	0	0	0	0	0	0	0	0
05:30 PM	0	0	0	0	0	0	1	0	0	1	0	0	0	0	0	0	0	0	0	0	0	1
Total Volume	0	0	0	0	0	0	1	0	0	1	0	0	0	0	0	0	0	0	0	0	0	1
% App. Total	0	0	0	0	0	0	100	0	0	0	0	0	0	0	0	0	0	0	0	0	0	0
PHF	.000	.000	.000	.000	.000	.000	.250	.000	.000	.250	.000	.000	.000	.000	.000	.000	.000	.000	.000	.000	.000	.250



Quality Counts, LLC

920 Blairhill Rd, STE B106
Charlotte, NC 28217

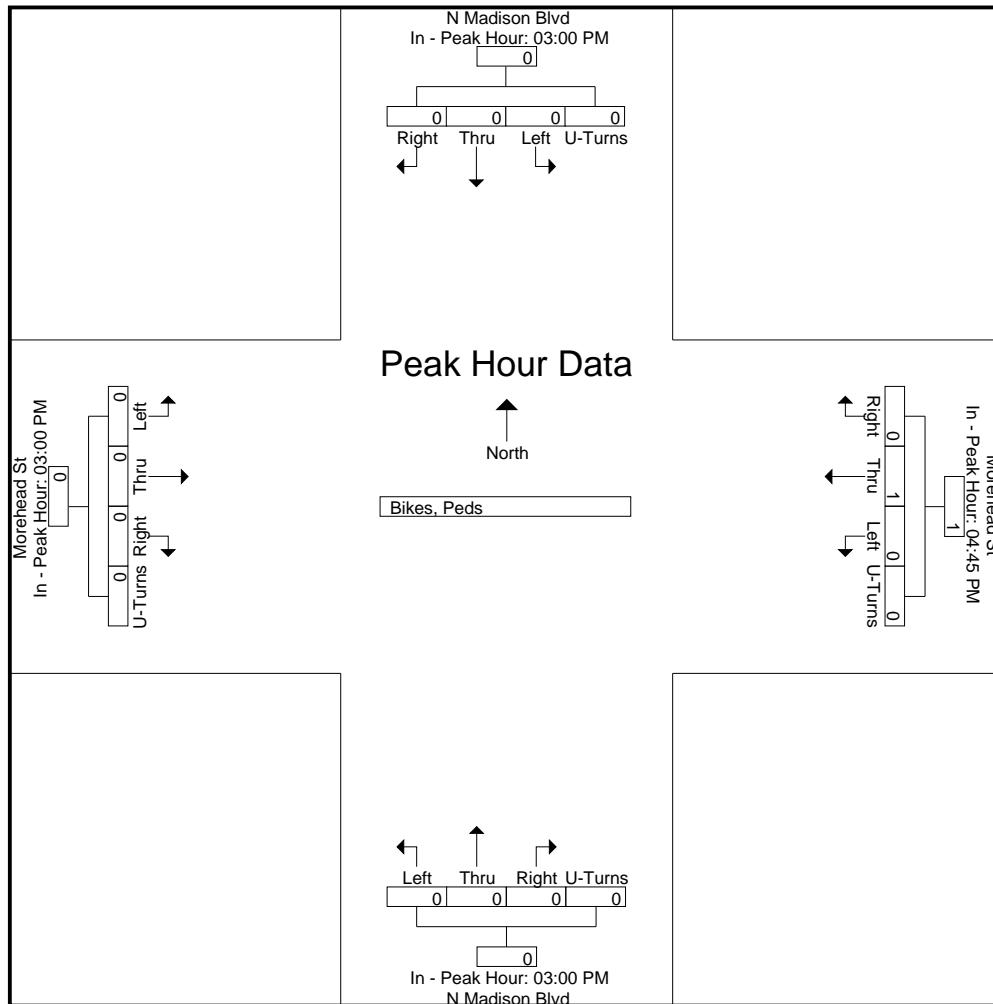
File Name : 14473015 - N Madison Blvd & Morehead St
Site Code : 14473015
Start Date : 8/30/2017
Page No : 8

Start Time	N Madison Blvd Southbound					Morehead St Westbound					N Madison Blvd Northbound					Morehead St Eastbound					Int. Total
	Rig ht	Thr u	Left	Ped s	App. Total	Rig ht	Thr u	Left	Ped s	App. Total	Right	Thr u	Left	Peds	App. Total	Right	Thr u	Left	Peds	App. Total	

Peak Hour Analysis From 03:00 PM to 06:45 PM - Peak 1 of 1

Peak Hour for Each Approach Begins at:

	03:00 PM					04:45 PM					03:00 PM					03:00 PM									
+0 mins.	0	0	0	0	0	0	0	0	0	0	0	0	0	0	0	0	0	0	0	0	0	0	0	0	0
+15 mins.	0	0	0	0	0	0	0	0	0	0	0	0	0	0	0	0	0	0	0	0	0	0	0	0	0
+30 mins.	0	0	0	0	0	0	0	0	0	0	0	0	0	0	0	0	0	0	0	0	0	0	0	0	0
+45 mins.	0	0	0	0	0	0	1	0	0	1	0	0	0	0	0	0	0	0	0	0	0	0	0	0	0
Total Volume	0	0	0	0	0	0	1	0	0	1	0	0	0	0	0	0	0	0	0	0	0	0	0	0	0
% App. Total	0	0	0	0	0	0	100	0	0	0	0	0	0	0	0	0	0	0	0	0	0	0	0	0	0
PHF	.000	.000	.000	.000	.000	.000	.250	.000	.000	.250	.000	.000	.000	.000	.000	.000	.000	.000	.000	.000	.000	.000	.000	.000	.000



Quality Counts, LLC

920 Blairhill Rd, STE B106
Charlotte, NC 28217

File Name : 14473016 - N Madison Blvd & Oak St

Site Code : 14473016

Start Date : 8/30/2017

Page No : 1

Groups Printed- Classes 1, 2, 3 - Classes 4, 5, 6, 7 - Classes 8, 9, 10 - Classes 11, 12, 13 - Bikes, Peds

Start Time	N Madison Blvd Southbound					Oak St Westbound					N Madison Blvd Northbound					Oak St Eastbound					Int. Total
	Right	Thru	Left	Peds	App. Total	Right	Thru	Left	Peds	App. Total	Right	Thru	Left	Peds	App. Total	Right	Thru	Left	Peds	App. Total	
06:00 AM	6	102	1	1	110	0	0	1	0	1	1	50	1	0	52	4	0	2	0	6	169
06:15 AM	3	135	0	1	139	2	0	0	0	2	0	61	1	0	62	4	1	5	0	10	213
06:30 AM	4	114	2	0	120	3	0	4	0	7	0	76	1	0	77	3	0	4	0	7	211
06:45 AM	6	136	2	0	144	1	0	3	0	4	1	128	0	0	129	1	2	6	0	9	286
Total	19	487	5	2	513	6	0	8	0	14	2	315	3	0	320	12	3	17	0	32	879
07:00 AM	4	160	2	0	166	0	2	1	0	3	3	127	0	0	130	2	1	4	0	7	306
07:15 AM	6	166	2	0	174	2	0	1	0	3	3	206	0	0	209	1	0	6	1	8	394
07:30 AM	9	164	6	0	179	2	0	3	1	6	5	244	1	0	250	2	1	7	1	11	446
07:45 AM	11	196	4	0	211	4	1	1	0	6	3	275	0	0	278	4	1	6	0	11	506
Total	30	686	14	0	730	8	3	6	1	18	14	852	1	0	867	9	3	23	2	37	1652
08:00 AM	7	203	5	0	215	2	1	1	0	4	5	201	2	0	208	2	0	5	0	7	434
08:15 AM	8	174	2	0	184	0	2	4	0	6	2	151	0	0	153	1	1	11	1	14	357
08:30 AM	6	147	2	0	155	1	0	2	0	3	2	152	0	0	154	4	0	4	1	9	321
08:45 AM	7	162	0	0	169	1	0	5	0	6	1	186	0	0	187	1	0	8	0	9	371
Total	28	686	9	0	723	4	3	12	0	19	10	690	2	0	702	8	1	28	2	39	1483
09:00 AM	5	151	1	0	157	1	1	1	0	3	4	150	1	0	155	1	0	8	0	9	324
09:15 AM	8	159	1	0	168	0	0	2	0	2	2	171	1	0	174	0	1	2	0	3	347
09:30 AM	2	163	2	0	167	3	1	4	0	8	5	162	2	0	169	2	0	9	0	11	355
09:45 AM	7	172	1	0	180	4	0	0	0	4	5	184	4	0	193	3	0	4	0	7	384
Total	22	645	5	0	672	8	2	7	0	17	16	667	8	0	691	6	1	23	0	30	1410
10:00 AM	4	147	1	0	152	4	0	1	0	5	6	166	1	0	173	6	1	2	0	9	339
10:15 AM	9	151	1	0	161	2	0	2	0	4	0	158	0	0	158	4	0	10	0	14	337
10:30 AM	13	132	1	0	146	0	0	2	0	2	1	174	1	0	176	3	0	4	0	7	331
10:45 AM	5	167	1	0	173	2	0	0	0	2	1	156	0	0	157	2	3	12	0	17	349
Total	31	597	4	0	632	8	0	5	0	13	8	654	2	0	664	15	4	28	0	47	1356
11:00 AM	5	172	0	0	177	1	1	1	2	5	3	188	1	0	192	2	0	4	0	6	380
11:15 AM	5	201	1	0	207	2	2	2	0	6	1	216	2	0	219	4	1	3	0	8	440
11:30 AM	8	177	1	0	186	2	0	0	0	2	1	202	1	0	204	1	1	3	0	5	397
11:45 AM	12	198	2	0	212	4	1	2	0	7	1	226	0	0	227	2	1	6	0	9	455
Total	30	748	4	0	782	9	4	5	2	20	6	832	4	0	842	9	3	16	0	28	1672
12:00 PM	11	197	3	0	211	2	1	3	0	6	0	252	3	2	257	1	0	5	0	6	480
12:15 PM	11	236	2	0	249	2	0	3	0	5	0	232	1	0	233	4	0	5	0	9	496
12:30 PM	10	219	2	0	231	1	0	1	0	2	1	214	1	0	216	2	0	5	0	7	456
12:45 PM	13	182	2	1	198	0	0	1	0	1	4	228	1	0	233	2	0	12	0	14	446
Total	45	834	9	1	889	5	1	8	0	14	5	926	6	2	939	9	0	27	0	36	1878
01:00 PM	10	191	1	0	202	2	0	3	0	5	0	222	1	0	223	2	0	7	0	9	439
01:15 PM	8	206	2	0	216	1	0	0	0	1	0	211	0	0	211	3	1	2	1	7	435
01:30 PM	7	190	0	0	197	1	0	0	0	1	2	200	1	0	203	3	0	4	0	7	408
01:45 PM	5	231	1	0	237	3	0	3	0	6	0	201	0	0	201	0	0	9	0	9	453
Total	30	818	4	0	852	7	0	6	0	13	2	834	2	0	838	8	1	22	1	32	1735
02:00 PM	9	207	1	0	217	1	0	0	0	1	0	201	0	0	201	3	0	4	0	7	426
02:15 PM	11	203	1	0	215	0	1	0	0	1	0	191	2	0	193	1	0	4	0	5	414
02:30 PM	13	185	1	0	199	2	4	1	0	7	1	195	0	0	196	2	0	4	0	6	408
02:45 PM	13	227	0	0	240	2	2	0	0	4	0	206	2	0	208	3	0	5	0	8	460
Total	46	822	3	0	871	5	7	1	0	13	1	793	4	0	798	9	0	17	0	26	1708
03:00 PM	16	267	1	0	284	1	0	0	0	1	3	243	2	0	248	0	0	5	0	5	538
03:15 PM	6	245	5	0	256	1	1	2	0	4	3	213	2	0	218	1	1	6	1	9	487
03:30 PM	14	242	4	0	260	4	0	0	0	4	1	262	0	0	263	2	0	7	0	9	536
03:45 PM	14	201	3	0	218	3	2	0	0	5	0	228	2	0	230	0	2	8	0	10	463
Total	50	955	13	0	1018	9	3	2	0	14	7	946	6	0	959	3	3	26	1	33	2024

Quality Counts, LLC

920 Blairhill Rd, STE B106
Charlotte, NC 28217

File Name : 14473016 - N Madison Blvd & Oak St

Site Code : 14473016

Start Date : 8/30/2017

Page No : 2

Groups Printed- Classes 1, 2, 3 - Classes 4, 5, 6, 7 - Classes 8, 9, 10 - Classes 11, 12, 13 - Bikes, Peds

Start Time	N Madison Blvd Southbound					Oak St Westbound					N Madison Blvd Northbound					Oak St Eastbound					Int. Total
	Right	Thru	Left	Peds	App. Total	Right	Thru	Left	Peds	App. Total	Right	Thru	Left	Peds	App. Total	Right	Thru	Left	Peds	App. Total	
04:00 PM	20	187	0	0	207	2	2	0	0	4	1	226	3	0	230	4	2	5	0	11	452
04:15 PM	10	200	0	0	210	1	0	2	0	3	2	286	2	0	290	2	1	2	0	5	508
04:30 PM	10	193	1	0	204	1	1	1	0	3	0	248	2	0	250	1	1	4	1	7	464
04:45 PM	8	199	3	0	210	2	0	3	0	5	1	237	0	0	238	0	0	7	0	7	460
Total	48	779	4	0	831	6	3	6	0	15	4	997	7	0	1008	7	4	18	1	30	1884
05:00 PM	9	245	0	0	254	1	0	2	0	3	1	274	0	0	275	4	2	9	0	15	547
05:15 PM	7	208	0	0	215	0	1	0	0	1	1	262	3	0	266	4	0	11	0	15	497
05:30 PM	13	210	1	0	224	2	2	1	0	5	0	266	1	0	267	1	0	12	0	13	509
05:45 PM	10	212	1	1	224	0	0	2	0	2	2	264	1	0	267	4	0	6	0	10	503
Total	39	875	2	1	917	3	3	5	0	11	4	1066	5	0	1075	13	2	38	0	53	2056
06:00 PM	10	199	1	0	210	3	2	0	0	5	0	204	0	1	205	6	1	13	0	20	440
06:15 PM	12	188	0	0	200	1	0	1	0	2	0	212	1	0	213	8	0	12	0	20	435
06:30 PM	8	164	2	0	174	1	1	2	0	4	0	181	3	0	184	1	2	9	0	12	374
06:45 PM	10	179	2	0	191	1	1	1	0	3	3	199	3	0	205	3	3	6	0	12	411
Total	40	730	5	0	775	6	4	4	0	14	3	796	7	1	807	18	6	40	0	64	1660
Grand Total	458	9662	81	4	10205	84	33	75	3	195	82	10368	57	3	10510	126	31	323	7	487	21397
Apprch %	4.5	94.7	0.8	0		43.1	16.9	38.5	1.5		0.8	98.6	0.5	0		25.9	6.4	66.3	1.4		
Total %	2.1	45.2	0.4	0	47.7	0.4	0.2	0.4	0	0.9	0.4	48.5	0.3	0	49.1	0.6	0.1	1.5	0	2.3	
Classes 1, 2, 3	446	9173	79	3	9701	82	32	73	3	190	75	9838	57	1	9971	121	31	319	7	478	20340
% Classes 1, 2, 3	97.4	94.9	97.5	75	95.1	97.6	97	97.3	100	97.4	91.5	94.9	100	33.3	94.9	96	100	98.8	100	98.2	95.1
Classes 4, 5, 6, 7	12	255	2	0	269	1	1	1	0	3	6	257	0	0	263	5	0	3	0	8	543
% Classes 4, 5, 6, 7	2.6	2.6	2.5	0	2.6	1.2	3	1.3	0	1.5	7.3	2.5	0	0	2.5	4	0	0.9	0	1.6	2.5
Classes 8, 9, 10	0	234	0	0	234	1	0	1	0	2	1	273	0	0	274	0	0	1	0	1	511
% Classes 8, 9, 10	0	2.4	0	0	2.3	1.2	0	1.3	0	1	1.2	2.6	0	0	2.6	0	0	0.3	0	0.2	2.4
Classes 11, 12, 13	0	0	0	0	0	0	0	0	0	0	0	0	0	0	0	0	0	0	0	0	0
% Classes 11, 12, 13	0	0	0	0	0	0	0	0	0	0	0	0	0	0	0	0	0	0	0	0	0
Bikes, Peds	0	0	0	1	1	0	0	0	0	0	0	0	0	2	2	0	0	0	0	0	3
% Bikes, Peds	0	0	0	25	0	0	0	0	0	0	0	0	0	66.7	0	0	0	0	0	0	0

Quality Counts, LLC

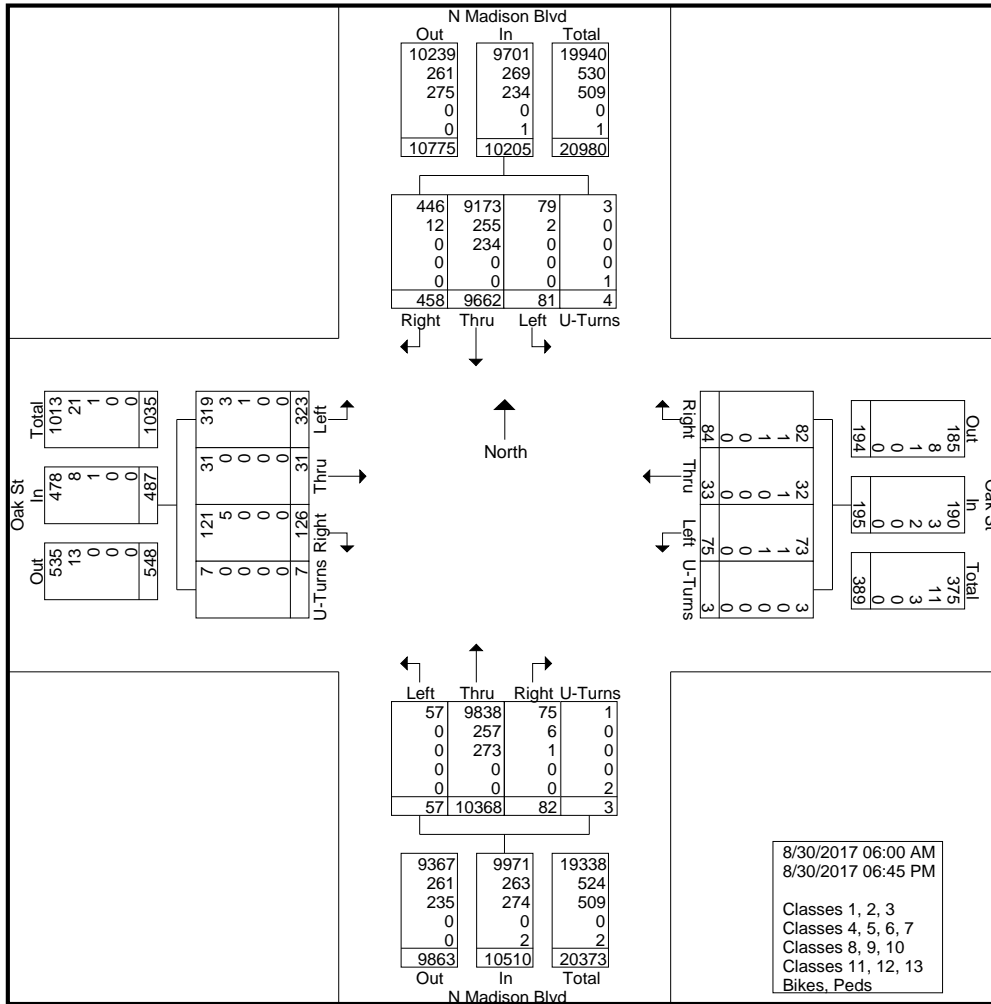
920 Blairhill Rd, STE B106
Charlotte, NC 28217

File Name : 14473016 - N Madison Blvd & Oak St

Site Code : 14473016

Start Date : 8/30/2017

Page No : 3

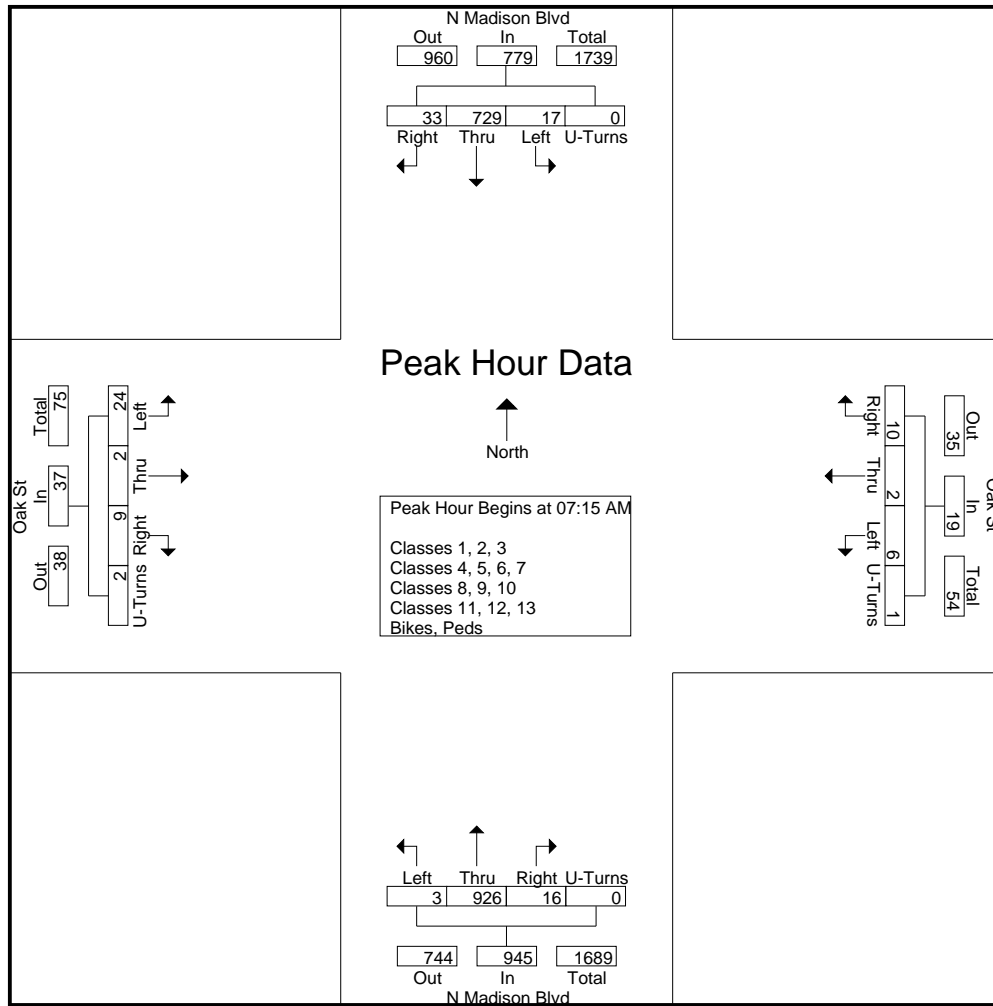


Quality Counts, LLC

920 Blairhill Rd, STE B106
Charlotte, NC 28217

File Name : 14473016 - N Madison Blvd & Oak St
Site Code : 14473016
Start Date : 8/30/2017
Page No : 4

Start Time	N Madison Blvd Southbound					Oak St Westbound					N Madison Blvd Northbound					Oak St Eastbound					Int. Total
	Right	Thru	Left	Peds	App. Total	Right	Thru	Left	Peds	App. Total	Right	Thru	Left	Peds	App. Total	Right	Thru	Left	Peds	App. Total	
Peak Hour Analysis From 06:00 AM to 09:45 AM - Peak 1 of 1																					
Peak Hour for Entire Intersection Begins at 07:15 AM																					
07:15 AM	6	166	2	0	174	2	0	1	0	3	3	206	0	0	209	1	0	6	1	8	394
07:30 AM	9	164	6	0	179	2	0	3	1	6	5	244	1	0	250	2	1	7	1	11	446
07:45 AM	11	196	4	0	211	4	1	1	0	6	3	275	0	0	278	4	1	6	0	11	506
08:00 AM	7	203	5	0	215	2	1	1	0	4	5	201	2	0	208	2	0	5	0	7	434
Total Volume	33	729	17	0	779	10	2	6	1	19	16	926	3	0	945	9	2	24	2	37	1780
% App. Total	4.2	93.6	2.2	0		52.6	10.5	31.6	5.3		1.7	98	0.3	0		24.3	5.4	64.9	5.4		
PHF	.750	.898	.708	.000	.906	.625	.500	.500	.250	.792	.800	.842	.375	.000	.850	.563	.500	.857	.500	.841	.879

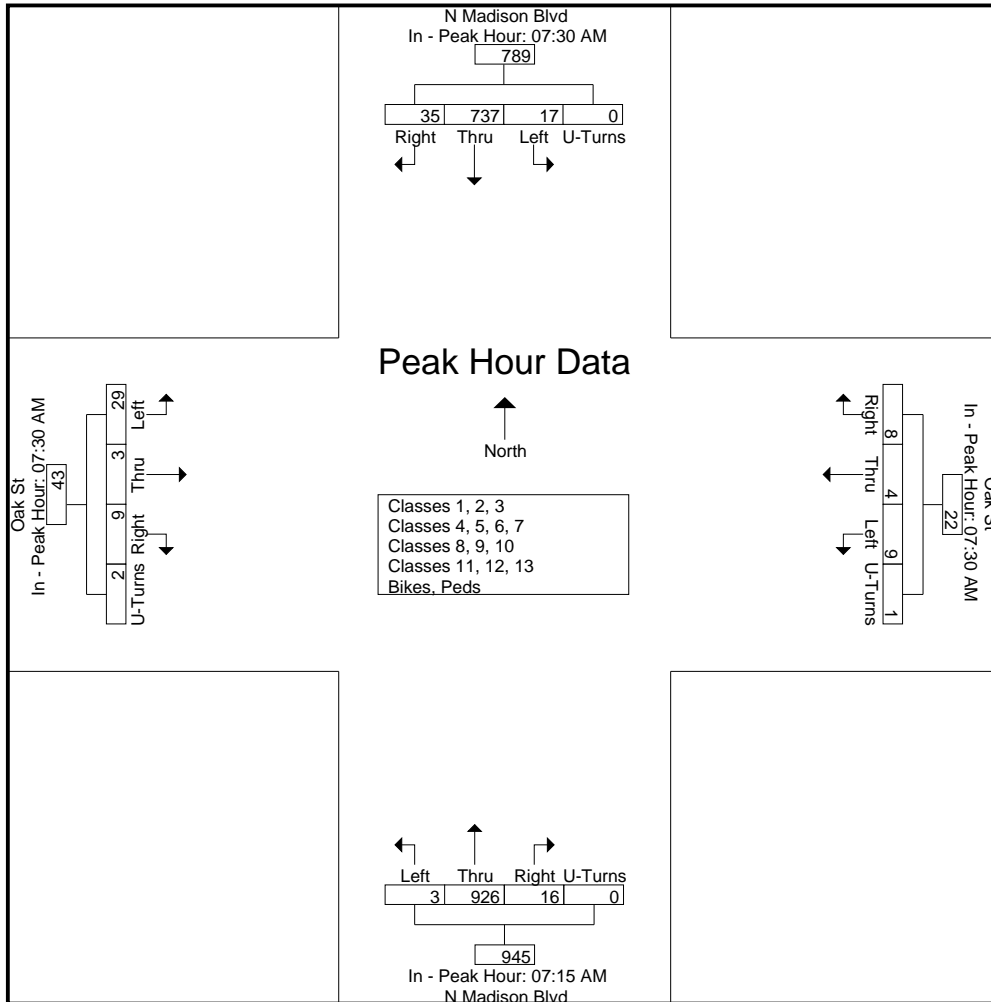


Quality Counts, LLC

920 Blairhill Rd, STE B106
Charlotte, NC 28217

File Name : 14473016 - N Madison Blvd & Oak St
Site Code : 14473016
Start Date : 8/30/2017
Page No : 5

Start Time	N Madison Blvd Southbound					Oak St Westbound					N Madison Blvd Northbound					Oak St Eastbound					Int. Total
	Right	Thru	Left	Peds	App. Total	Right	Thru	Left	Peds	App. Total	Right	Thru	Left	Peds	App. Total	Right	Thru	Left	Peds	App. Total	
Peak Hour Analysis From 06:00 AM to 09:45 AM - Peak 1 of 1																					
Peak Hour for Each Approach Begins at:																					
	07:30 AM					07:30 AM					07:15 AM					07:30 AM					
+0 mins.	9	164	6	0	179	2	0	3	1	6	3	206	0	0	209	2	1	7	1	11	
+15 mins.	11	196	4	0	211	4	1	1	0	6	5	244	1	0	250	4	1	6	0	11	
+30 mins.	7	203	5	0	215	2	1	1	0	4	3	275	0	0	278	2	0	5	0	7	
+45 mins.	8	174	2	0	184	0	2	4	0	6	5	201	2	0	208	1	1	11	1	14	
Total Volume	35	737	17	0	789	8	4	9	1	22	16	926	3	0	945	9	3	29	2	43	
% App. Total	4.4	93.4	2.2	0		36.4	18.2	40.9	4.5		1.7	98	0.3	0		20.9	7	67.4	4.7		
PHF	.795	.908	.708	.000	.917	.500	.500	.563	.250	.917	.800	.842	.375	.000	.850	.563	.750	.659	.500	.768	

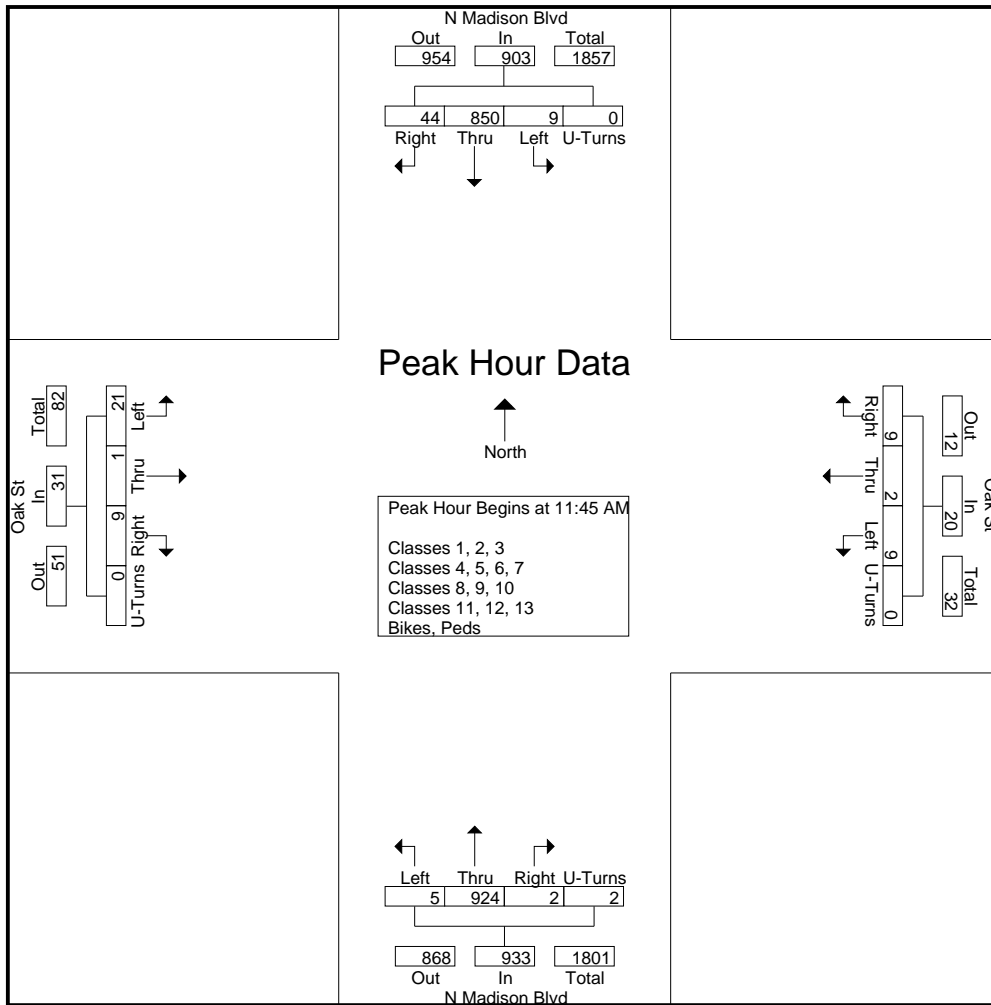


Quality Counts, LLC

920 Blairhill Rd, STE B106
Charlotte, NC 28217

File Name : 14473016 - N Madison Blvd & Oak St
Site Code : 14473016
Start Date : 8/30/2017
Page No : 6

Start Time	N Madison Blvd Southbound					Oak St Westbound					N Madison Blvd Northbound					Oak St Eastbound					Int. Total
	Right	Thru	Left	Peds	App. Total	Right	Thru	Left	Peds	App. Total	Right	Thru	Left	Peds	App. Total	Right	Thru	Left	Peds	App. Total	
Peak Hour Analysis From 10:00 AM to 02:45 PM - Peak 1 of 1																					
Peak Hour for Entire Intersection Begins at 11:45 AM																					
11:45 AM	12	198	2	0	212	4	1	2	0	7	1	226	0	0	227	2	1	6	0	9	455
12:00 PM	11	197	3	0	211	2	1	3	0	6	0	252	3	2	257	1	0	5	0	6	480
12:15 PM	11	236	2	0	249	2	0	3	0	5	0	232	1	0	233	4	0	5	0	9	496
12:30 PM	10	219	2	0	231	1	0	1	0	2	1	214	1	0	216	2	0	5	0	7	456
Total Volume	44	850	9	0	903	9	2	9	0	20	2	924	5	2	933	9	1	21	0	31	1887
% App. Total	4.9	94.1	1	0		45	10	45	0		0.2	99	0.5	0.2		29	3.2	67.7	0		
PHF	.917	.900	.750	.000	.907	.563	.500	.750	.000	.714	.500	.917	.417	.250	.908	.563	.250	.875	.000	.861	.951



Quality Counts, LLC

920 Blairhill Rd, STE B106
Charlotte, NC 28217

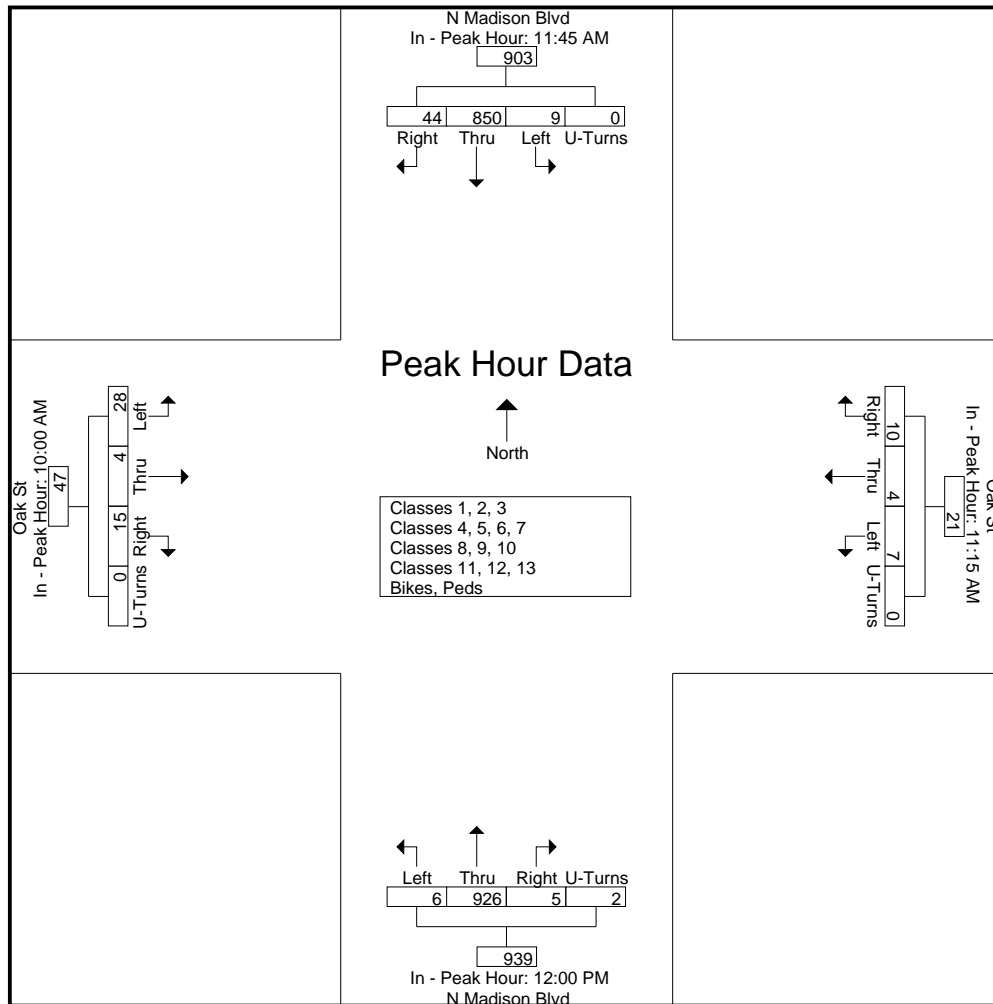
File Name : 14473016 - N Madison Blvd & Oak St
Site Code : 14473016
Start Date : 8/30/2017
Page No : 7

Start Time	N Madison Blvd Southbound					Oak St Westbound					N Madison Blvd Northbound					Oak St Eastbound					Int. Total
	Rig ht	Thr u	Left	Ped s	App. Total	Rig ht	Thr u	Left	Ped s	App. Total	Right	Thr u	Left	Peds	App. Total	Right	Thr u	Left	Peds	App. Total	

Peak Hour Analysis From 10:00 AM to 02:45 PM - Peak 1 of 1

Peak Hour for Each Approach Begins at:

	11:45 AM					11:15 AM					12:00 PM					10:00 AM				
+0 mins.	12	198	2	0	212	2	2	2	0	6	0	252	3	2	257	6	1	2	0	9
+15 mins.	11	197	3	0	211	2	0	0	0	2	0	232	1	0	233	4	0	10	0	14
+30 mins.	11	236	2	0	249	4	1	2	0	7	1	214	1	0	216	3	0	4	0	7
+45 mins.	10	219	2	0	231	2	1	3	0	6	4	228	1	0	233	2	3	12	0	17
Total Volume	44	850	9	0	903	10	4	7	0	21	5	926	6	2	939	15	4	28	0	47
% App. Total	4.9	94.1	1	0		47.6	19	33.3	0		0.5	98.6	0.6	0.2		31.9	8.5	59.6	0	
PHF	.917	.900	.750	.000	.907	.625	.500	.583	.000	.750	.313	.919	.500	.250	.913	.625	.333	.583	.000	.691

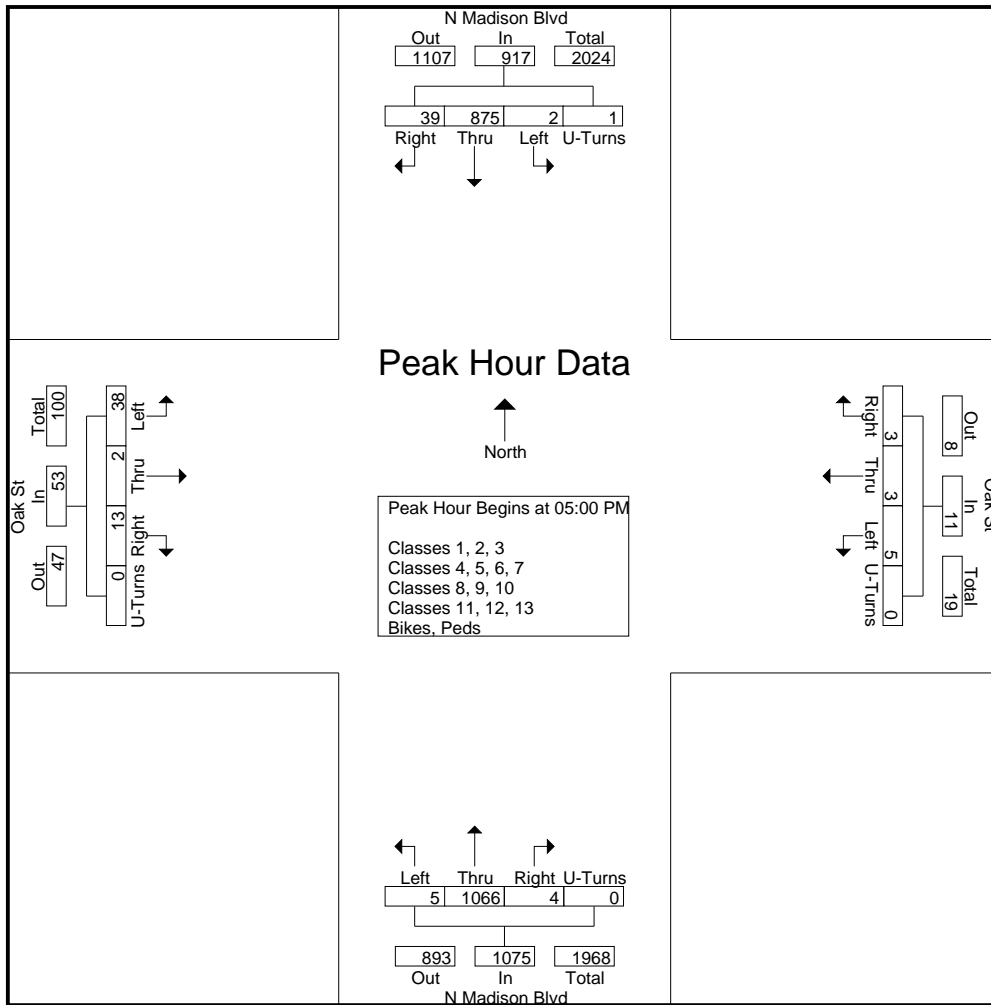


Quality Counts, LLC

920 Blairhill Rd, STE B106
Charlotte, NC 28217

File Name : 14473016 - N Madison Blvd & Oak St
Site Code : 14473016
Start Date : 8/30/2017
Page No : 8

Start Time	N Madison Blvd Southbound					Oak St Westbound					N Madison Blvd Northbound					Oak St Eastbound					Int. Total
	Right	Thru	Left	Peds	App. Total	Right	Thru	Left	Peds	App. Total	Right	Thru	Left	Peds	App. Total	Right	Thru	Left	Peds	App. Total	
Peak Hour Analysis From 03:00 PM to 06:45 PM - Peak 1 of 1																					
Peak Hour for Entire Intersection Begins at 05:00 PM																					
05:00 PM	9	245	0	0	254	1	0	2	0	3	1	274	0	0	275	4	2	9	0	15	547
05:15 PM	7	208	0	0	215	0	1	0	0	1	1	262	3	0	266	4	0	11	0	15	497
05:30 PM	13	210	1	0	224	2	2	1	0	5	0	266	1	0	267	1	0	12	0	13	509
05:45 PM	10	212	1	1	224	0	0	2	0	2	2	264	1	0	267	4	0	6	0	10	503
Total Volume	39	875	2	1	917	3	3	5	0	11	4	1066	5	0	1075	13	2	38	0	53	2056
% App. Total	4.3	95.4	0.2	0.1		27.3	27.3	45.5	0		0.4	99.2	0.5	0		24.5	3.8	71.7	0		
PHF	.750	.893	.500	.250	.903	.375	.375	.625	.000	.550	.500	.973	.417	.000	.977	.813	.250	.792	.000	.883	.940



Quality Counts, LLC

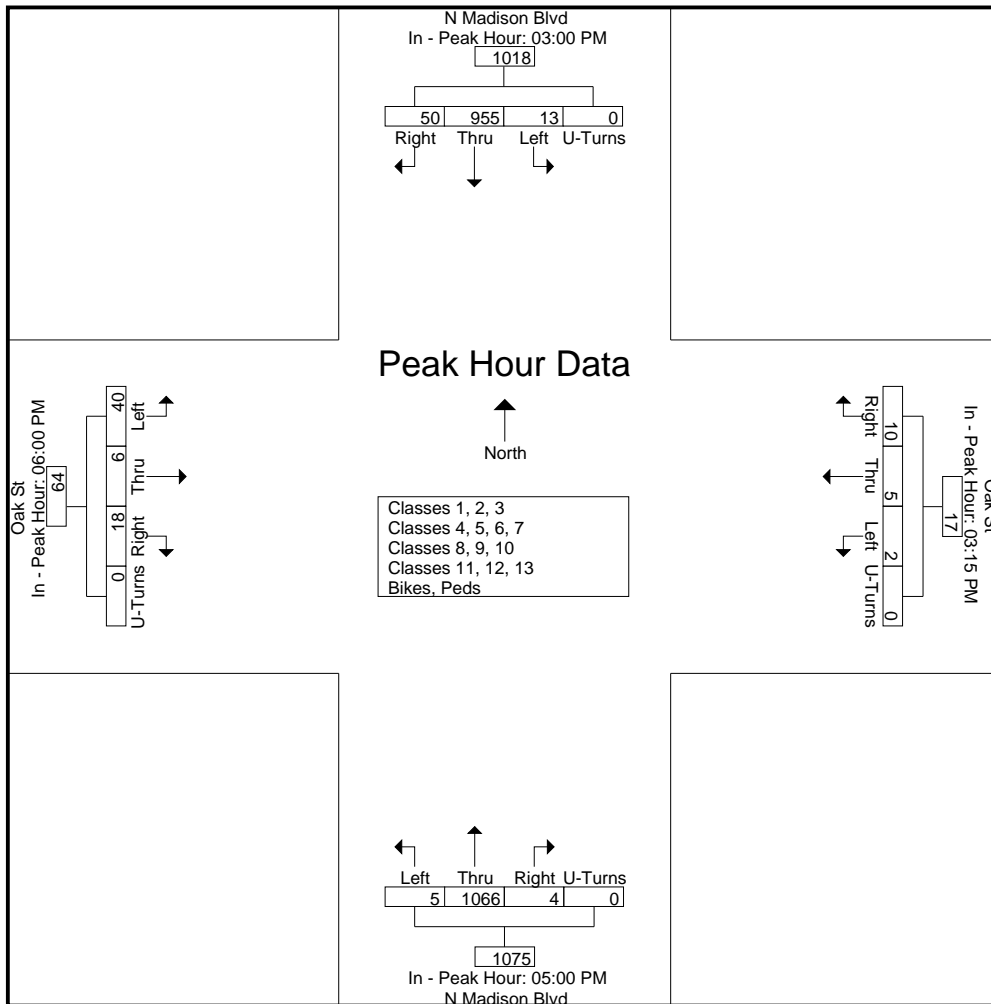
920 Blairhill Rd, STE B106
Charlotte, NC 28217

File Name : 14473016 - N Madison Blvd & Oak St
Site Code : 14473016
Start Date : 8/30/2017
Page No : 9

Start Time	N Madison Blvd Southbound					Oak St Westbound					N Madison Blvd Northbound					Oak St Eastbound					Int. Total
	Rig ht	Thr u	Left	Ped s	App. Total	Rig ht	Thr u	Left	Ped s	App. Total	Right	Thr u	Left	Peds	App. Total	Right	Thr u	Left	Peds	App. Total	

Peak Hour Analysis From 03:00 PM to 06:45 PM - Peak 1 of 1
Peak Hour for Each Approach Begins at:

	03:00 PM					03:15 PM					05:00 PM					06:00 PM				
+0 mins.	16	267	1	0	284	1	1	2	0	4	1	274	0	0	275	6	1	13	0	20
+15 mins.	6	245	5	0	256	4	0	0	0	4	1	262	3	0	266	8	0	12	0	20
+30 mins.	14	242	4	0	260	3	2	0	0	5	0	266	1	0	267	1	2	9	0	12
+45 mins.	14	201	3	0	218	2	2	0	0	4	2	264	1	0	267	3	3	6	0	12
Total Volume	50	955	13	0	1018	10	5	2	0	17	4	1066	5	0	1075	18	6	40	0	64
% App. Total	4.9	93.8	1.3	0		58.8	29.4	11.8	0		0.4	99.2	0.5	0		28.1	9.4	62.5	0	
PHF	.781	.894	.650	.000	.896	.625	.625	.250	.000	.850	.500	.973	.417	.000	.977	.563	.500	.769	.000	.800



Quality Counts, LLC

920 Blairhill Rd, STE B106
Charlotte, NC 28217

File Name : 14473016 - N Madison Blvd & Oak St

Site Code : 14473016

Start Date : 8/30/2017

Page No : 1

Groups Printed- Classes 1, 2, 3

Start Time	N Madison Blvd Southbound					Oak St Westbound					N Madison Blvd Northbound					Oak St Eastbound					Int. Total
	Right	Thru	Left	U-Turns	App. Total	Right	Thru	Left	U-Turns	App. Total	Right	Thru	Left	U-Turns	App. Total	Right	Thru	Left	U-Turns	App. Total	
06:00 AM	6	96	1	1	104	0	0	1	0	1	1	47	1	0	49	4	0	2	0	6	160
06:15 AM	2	127	0	1	130	2	0	0	0	2	0	54	1	0	55	4	1	5	0	10	197
06:30 AM	3	111	1	0	115	3	0	4	0	7	0	69	1	0	70	3	0	4	0	7	199
06:45 AM	6	125	2	0	133	1	0	3	0	4	1	115	0	0	116	1	2	6	0	9	262
Total	17	459	4	2	482	6	0	8	0	14	2	285	3	0	290	12	3	17	0	32	818
07:00 AM	4	154	2	0	160	0	2	1	0	3	3	123	0	0	126	2	1	4	0	7	296
07:15 AM	6	159	2	0	167	2	0	1	0	3	1	190	0	0	191	1	0	4	1	6	367
07:30 AM	8	151	6	0	165	2	0	3	1	6	5	227	1	0	233	2	1	7	1	11	415
07:45 AM	11	184	4	0	199	4	1	1	0	6	3	250	0	0	253	4	1	6	0	11	469
Total	29	648	14	0	691	8	3	6	1	18	12	790	1	0	803	9	3	21	2	35	1547
08:00 AM	7	186	5	0	198	2	1	1	0	4	5	189	2	0	196	2	0	5	0	7	405
08:15 AM	8	162	2	0	172	0	2	4	0	6	2	142	0	0	144	1	1	11	1	14	336
08:30 AM	6	133	2	0	141	1	0	2	0	3	2	139	0	0	141	4	0	3	1	8	293
08:45 AM	5	145	0	0	150	1	0	4	0	5	1	173	0	0	174	1	0	8	0	9	338
Total	26	626	9	0	661	4	3	11	0	18	10	643	2	0	655	8	1	27	2	38	1372
09:00 AM	5	137	1	0	143	1	1	1	0	3	4	143	1	0	148	1	0	8	0	9	303
09:15 AM	7	148	1	0	156	0	0	2	0	2	2	159	1	0	162	0	1	2	0	3	323
09:30 AM	1	152	2	0	155	3	1	4	0	8	5	142	2	0	149	2	0	9	0	11	323
09:45 AM	6	166	1	0	173	3	0	0	0	3	5	176	4	0	185	3	0	4	0	7	368
Total	19	603	5	0	627	7	2	7	0	16	16	620	8	0	644	6	1	23	0	30	1317
10:00 AM	4	136	1	0	141	4	0	1	0	5	5	152	1	0	158	6	1	2	0	9	313
10:15 AM	9	140	1	0	150	2	0	2	0	4	0	148	0	0	148	4	0	10	0	14	316
10:30 AM	12	123	1	0	136	0	0	1	0	1	1	166	1	0	168	3	0	4	0	7	312
10:45 AM	4	159	1	0	164	1	0	0	0	1	0	147	0	0	147	2	3	12	0	17	329
Total	29	558	4	0	591	7	0	4	0	11	6	613	2	0	621	15	4	28	0	47	1270
11:00 AM	5	161	0	0	166	1	0	1	2	4	2	180	1	0	183	2	0	4	0	6	359
11:15 AM	5	191	1	0	197	2	2	2	0	6	1	197	2	0	200	4	1	3	0	8	411
11:30 AM	8	173	1	0	182	2	0	0	0	2	1	190	1	0	192	1	1	3	0	5	381
11:45 AM	12	186	2	0	200	4	1	2	0	7	1	217	0	0	218	2	1	6	0	9	434
Total	30	711	4	0	745	9	3	5	2	19	5	784	4	0	793	9	3	16	0	28	1585
12:00 PM	11	191	3	0	205	2	1	3	0	6	0	244	3	0	247	1	0	5	0	6	464
12:15 PM	11	224	2	0	237	2	0	3	0	5	0	219	1	0	220	4	0	5	0	9	471
12:30 PM	10	207	2	0	219	1	0	1	0	2	1	206	1	0	208	2	0	5	0	7	436
12:45 PM	13	177	2	0	192	0	0	1	0	1	3	218	1	0	222	2	0	12	0	14	429
Total	45	799	9	0	853	5	1	8	0	14	4	887	6	0	897	9	0	27	0	36	1800
01:00 PM	10	180	1	0	191	2	0	3	0	5	0	208	1	0	209	0	0	7	0	7	412
01:15 PM	8	199	2	0	209	1	0	0	0	1	0	204	0	0	204	3	1	2	1	7	421
01:30 PM	7	182	0	0	189	1	0	0	0	1	1	188	1	0	190	3	0	4	0	7	387
01:45 PM	5	221	1	0	227	3	0	3	0	6	0	187	0	0	187	0	0	9	0	9	429
Total	30	782	4	0	816	7	0	6	0	13	1	787	2	0	790	6	1	22	1	30	1649
02:00 PM	9	203	1	0	213	1	0	0	0	1	0	193	0	0	193	3	0	4	0	7	414
02:15 PM	11	194	1	0	206	0	1	0	0	1	0	184	2	0	186	1	0	4	0	5	398
02:30 PM	13	174	1	0	188	2	4	1	0	7	1	182	0	0	183	2	0	4	0	6	384
02:45 PM	13	206	0	0	219	2	2	0	0	4	0	191	2	0	193	3	0	5	0	8	424
Total	46	777	3	0	826	5	7	1	0	13	1	750	4	0	755	9	0	17	0	26	1620
03:00 PM	16	246	1	0	263	1	0	0	0	1	3	230	2	0	235	0	0	5	0	5	504
03:15 PM	6	236	5	0	247	1	1	2	0	4	3	200	2	0	205	1	1	6	1	9	465
03:30 PM	13	233	4	0	250	4	0	0	0	4	1	247	0	0	248	2	0	7	0	9	511
03:45 PM	14	194	2	0	210	3	2	0	0	5	0	216	2	0	218	0	2	8	0	10	443
Total	49	909	12	0	970	9	3	2	0	14	7	893	6	0	906	3	3	26	1	33	1923

Quality Counts, LLC

920 Blairhill Rd, STE B106
Charlotte, NC 28217

File Name : 14473016 - N Madison Blvd & Oak St

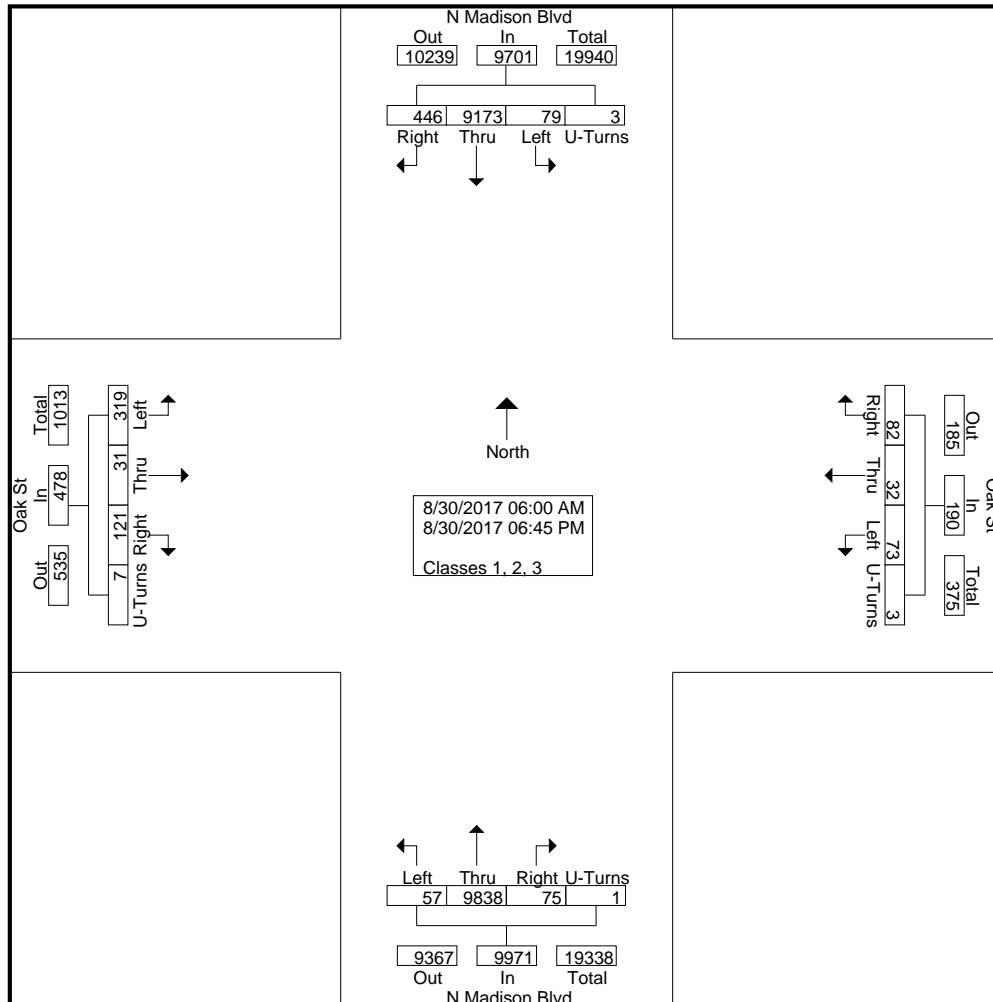
Site Code : 14473016

Start Date : 8/30/2017

Page No : 2

Groups Printed- Classes 1, 2, 3

Start Time	N Madison Blvd Southbound					Oak St Westbound					N Madison Blvd Northbound					Oak St Eastbound					Int. Total
	Right	Thru	Left	U-Turns	App. Total	Right	Thru	Left	U-Turns	App. Total	Right	Thru	Left	U-Turns	App. Total	Right	Thru	Left	U-Turns	App. Total	
04:00 PM	20	182	0	0	202	2	2	0	0	4	1	214	3	0	218	4	2	5	0	11	435
04:15 PM	9	195	0	0	204	1	0	2	0	3	2	270	2	0	274	2	1	2	0	5	486
04:30 PM	10	187	1	0	198	1	1	1	0	3	0	242	2	0	244	1	1	4	1	7	452
04:45 PM	8	190	3	0	201	2	0	3	0	5	1	228	0	0	229	0	0	7	0	7	442
Total	47	754	4	0	805	6	3	6	0	15	4	954	7	0	965	7	4	18	1	30	1815
05:00 PM	9	231	0	0	240	1	0	2	0	3	1	269	0	0	270	2	2	9	0	13	526
05:15 PM	7	196	0	0	203	0	1	0	0	1	1	256	3	0	260	4	0	11	0	15	479
05:30 PM	13	200	1	0	214	2	2	1	0	5	0	260	1	0	261	1	0	12	0	13	493
05:45 PM	10	208	1	1	220	0	0	2	0	2	2	261	1	0	264	4	0	6	0	10	496
Total	39	835	2	1	877	3	3	5	0	11	4	1046	5	0	1055	11	2	38	0	51	1994
06:00 PM	10	193	1	0	204	3	2	0	0	5	0	202	0	1	203	5	1	12	0	18	430
06:15 PM	12	183	0	0	195	1	0	1	0	2	0	209	1	0	210	8	0	12	0	20	427
06:30 PM	8	161	2	0	171	1	1	2	0	4	0	178	3	0	181	1	2	9	0	12	368
06:45 PM	10	175	2	0	187	1	1	1	0	3	3	197	3	0	203	3	3	6	0	12	405
Total	40	712	5	0	757	6	4	4	0	14	3	786	7	1	797	17	6	39	0	62	1630
Grand Total	446	9173	79	3	9701	82	32	73	3	190	75	9838	57	1	9971	121	31	319	7	478	20340
Apprch %	4.6	94.6	0.8	0		43.2	16.8	38.4	1.6		0.8	98.7	0.6	0		25.3	6.5	66.7	1.5		
Total %	2.2	45.1	0.4	0	47.7	0.4	0.2	0.4	0	0.9	0.4	48.4	0.3	0	49	0.6	0.2	1.6	0	2.4	

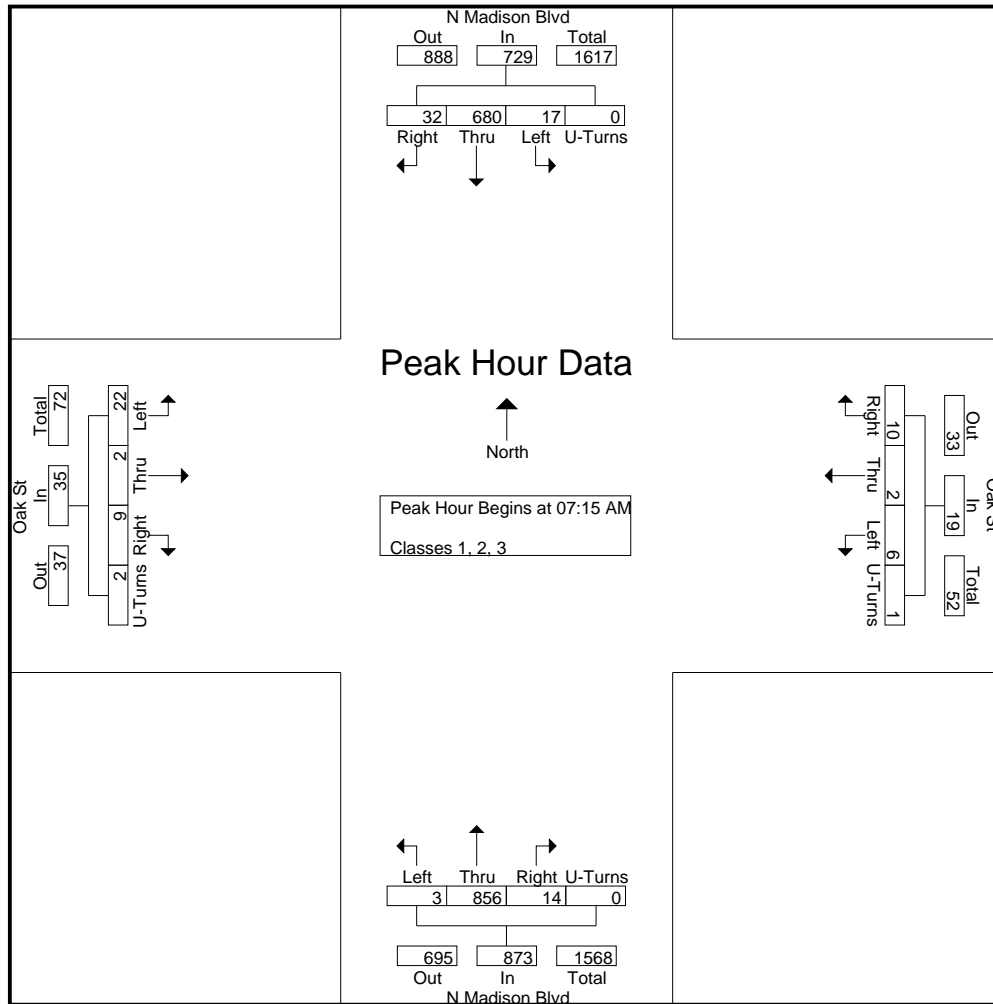


Quality Counts, LLC

920 Blairhill Rd, STE B106
Charlotte, NC 28217

File Name : 14473016 - N Madison Blvd & Oak St
Site Code : 14473016
Start Date : 8/30/2017
Page No : 3

Start Time	N Madison Blvd Southbound					Oak St Westbound					N Madison Blvd Northbound					Oak St Eastbound					Int. Total
	Right	Thru	Left	U-Turns	App. Total	Right	Thru	Left	U-Turns	App. Total	Right	Thru	Left	U-Turns	App. Total	Right	Thru	Left	U-Turns	App. Total	
Peak Hour Analysis From 06:00 AM to 09:45 AM - Peak 1 of 1																					
Peak Hour for Entire Intersection Begins at 07:15 AM																					
07:15 AM	6	159	2	0	167	2	0	1	0	3	1	190	0	0	191	1	0	4	1	6	367
07:30 AM	8	151	6	0	165	2	0	3	1	6	5	227	1	0	233	2	1	7	1	11	415
07:45 AM	11	184	4	0	199	4	1	1	0	6	3	250	0	0	253	4	1	6	0	11	469
08:00 AM	7	186	5	0	198	2	1	1	0	4	5	189	2	0	196	2	0	5	0	7	405
Total Volume	32	680	17	0	729	10	2	6	1	19	14	856	3	0	873	9	2	22	2	35	1656
% App. Total	4.4	93.3	2.3	0		52.6	10.5	31.6	5.3		1.6	98.1	0.3	0		25.7	5.7	62.9	5.7		
PHF	.727	.914	.708	.000	.916	.625	.500	.500	.250	.792	.700	.856	.375	.000	.863	.563	.500	.786	.500	.795	.883



Quality Counts, LLC

920 Blairhill Rd, STE B106
Charlotte, NC 28217

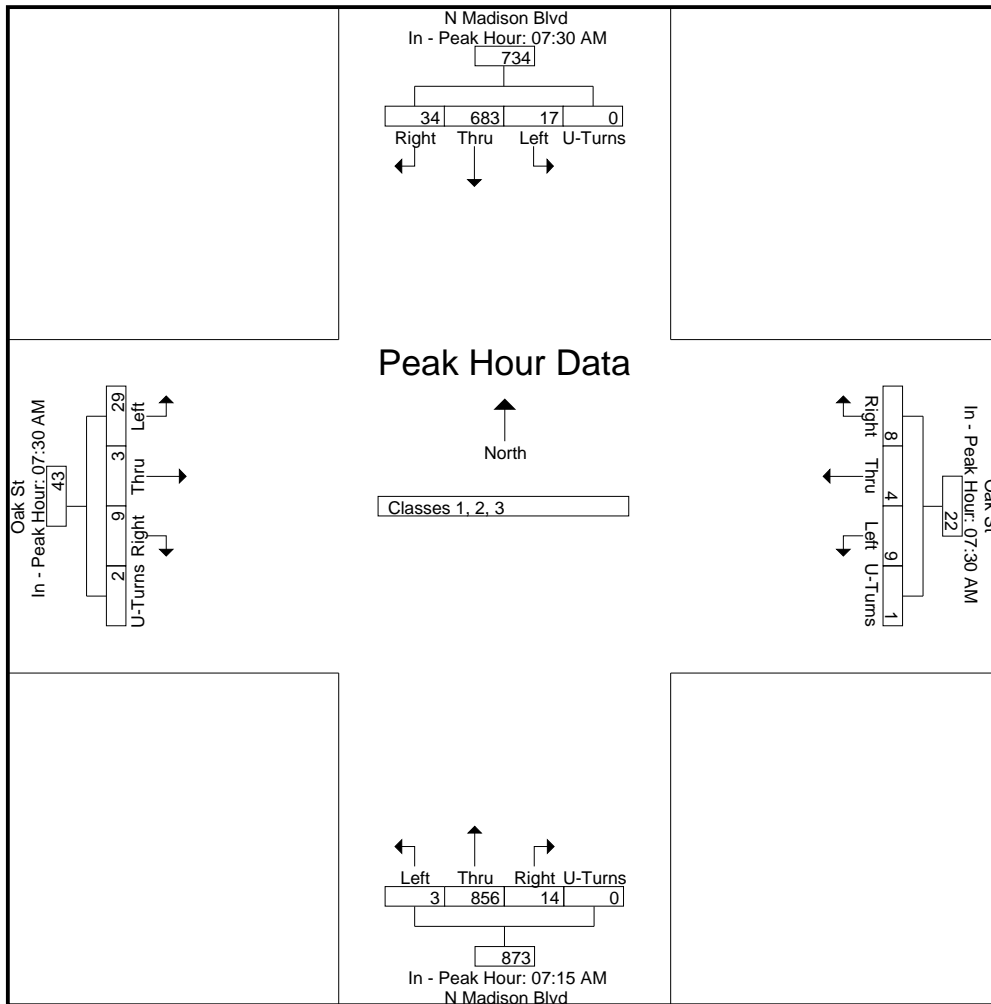
File Name : 14473016 - N Madison Blvd & Oak St
Site Code : 14473016
Start Date : 8/30/2017
Page No : 4

Start Time	N Madison Blvd Southbound					Oak St Westbound					N Madison Blvd Northbound					Oak St Eastbound					Int. Total
	Right	Thru	Left	U-Turns	App. Total	Right	Thru	Left	U-Turns	App. Total	Right	Thru	Left	U-Turns	App. Total	Right	Thru	Left	U-Turns	App. Total	

Peak Hour Analysis From 06:00 AM to 09:45 AM - Peak 1 of 1

Peak Hour for Each Approach Begins at:

	07:30 AM					07:30 AM					07:15 AM					07:30 AM				
+0 mins.	8	151	6	0	165	2	0	3	1	6	1	190	0	0	191	2	1	7	1	11
+15 mins.	11	184	4	0	199	4	1	1	0	6	5	227	1	0	233	4	1	6	0	11
+30 mins.	7	186	5	0	198	2	1	1	0	4	3	250	0	0	253	2	0	5	0	7
+45 mins.	8	162	2	0	172	0	2	4	0	6	5	189	2	0	196	1	1	11	1	14
Total Volume	34	683	17	0	734	8	4	9	1	22	14	856	3	0	873	9	3	29	2	43
% App. Total	4.6	93.1	2.3	0		36.4	18.2	40.9	4.5		1.6	98.1	0.3	0		20.9	7	67.4	4.7	
PHF	.773	.918	.708	.000	.922	.500	.500	.563	.250	.917	.700	.856	.375	.000	.863	.563	.750	.659	.500	.768

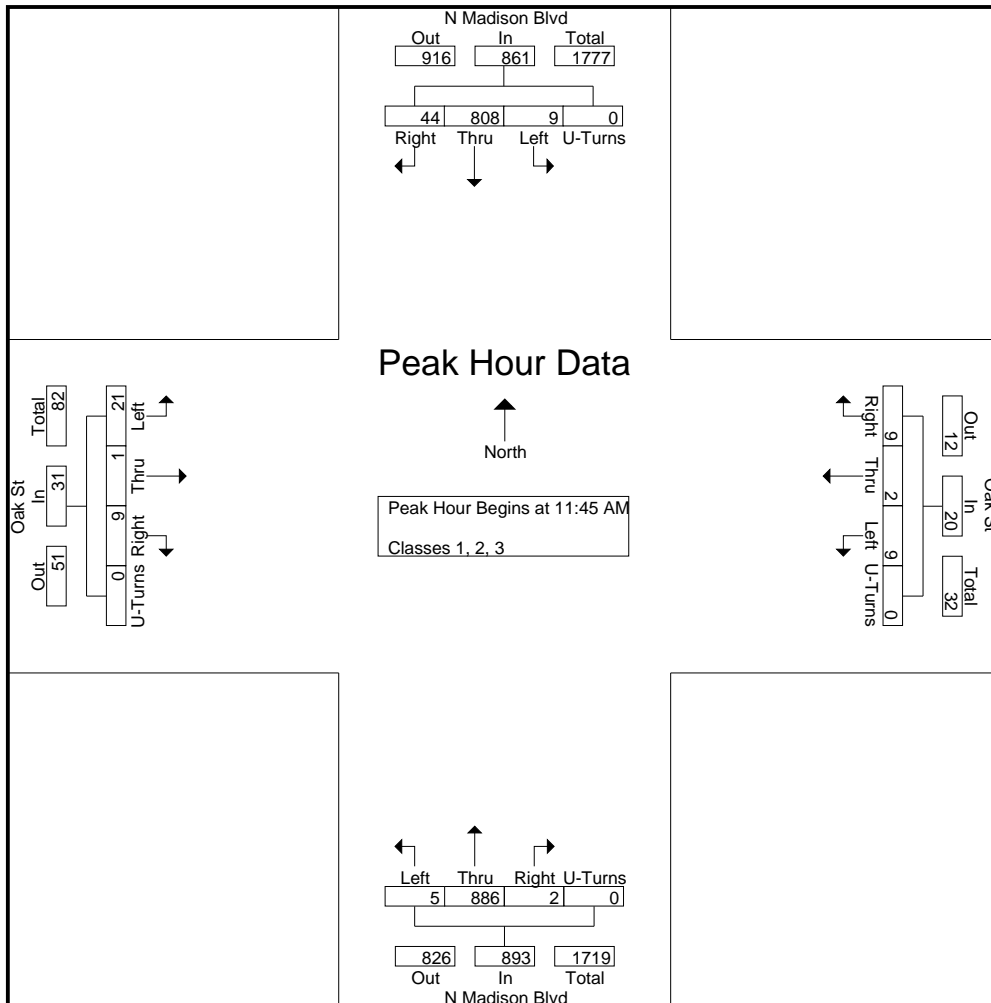


Quality Counts, LLC

920 Blairhill Rd, STE B106
Charlotte, NC 28217

File Name : 14473016 - N Madison Blvd & Oak St
Site Code : 14473016
Start Date : 8/30/2017
Page No : 5

Start Time	N Madison Blvd Southbound					Oak St Westbound					N Madison Blvd Northbound					Oak St Eastbound					Int. Total
	Right	Thru	Left	U-Turns	App. Total	Right	Thru	Left	U-Turns	App. Total	Right	Thru	Left	U-Turns	App. Total	Right	Thru	Left	U-Turns	App. Total	
Peak Hour Analysis From 10:00 AM to 02:45 PM - Peak 1 of 1																					
Peak Hour for Entire Intersection Begins at 11:45 AM																					
11:45 AM	12	186	2	0	200	4	1	2	0	7	1	217	0	0	218	2	1	6	0	9	434
12:00 PM	11	191	3	0	205	2	1	3	0	6	0	244	3	0	247	1	0	5	0	6	464
12:15 PM	11	224	2	0	237	2	0	3	0	5	0	219	1	0	220	4	0	5	0	9	471
12:30 PM	10	207	2	0	219	1	0	1	0	2	1	206	1	0	208	2	0	5	0	7	436
Total Volume	44	808	9	0	861	9	2	9	0	20	2	886	5	0	893	9	1	21	0	31	1805
% App. Total	5.1	93.8	1	0		45	10	45	0		0.2	99.2	0.6	0		29	3.2	67.7	0		
PHF	.917	.902	.750	.000	.908	.563	.500	.750	.000	.714	.500	.908	.417	.000	.904	.563	.250	.875	.000	.861	.958



Quality Counts, LLC

920 Blairhill Rd, STE B106
Charlotte, NC 28217

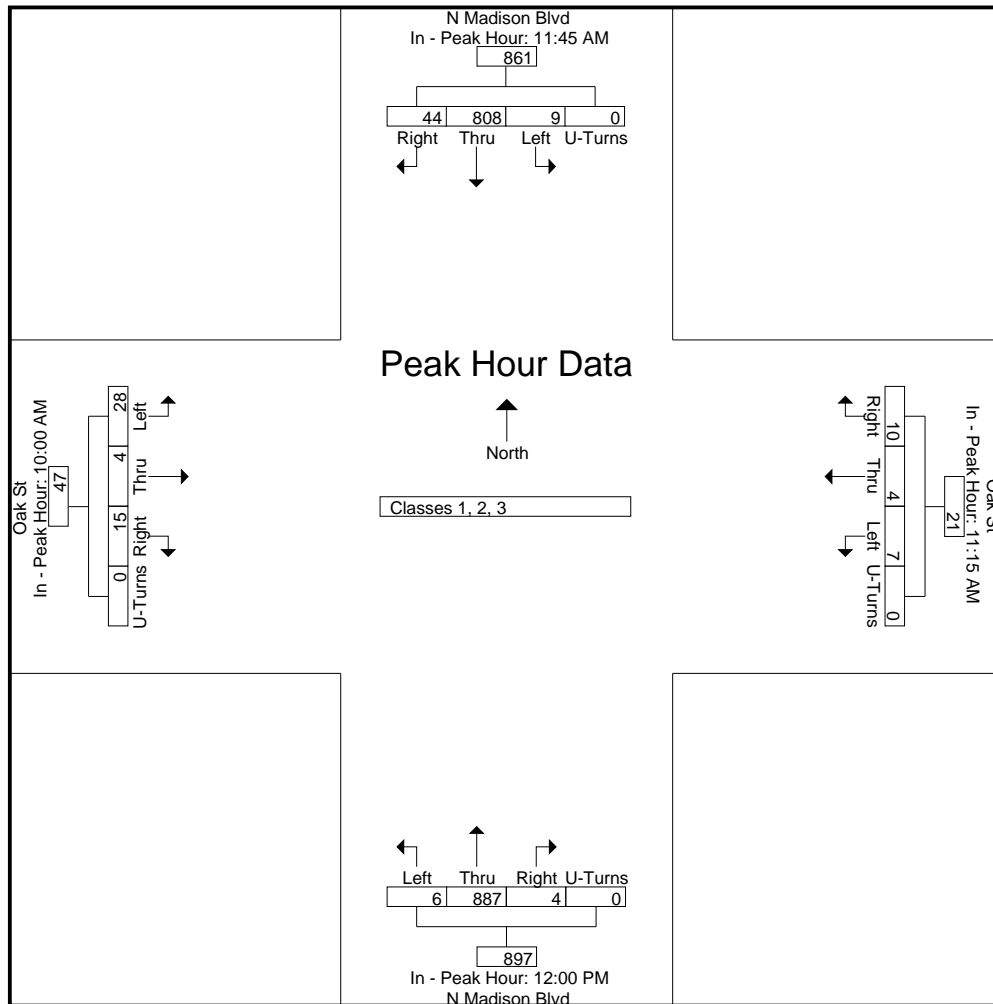
File Name : 14473016 - N Madison Blvd & Oak St
Site Code : 14473016
Start Date : 8/30/2017
Page No : 6

Start Time	N Madison Blvd Southbound					Oak St Westbound					N Madison Blvd Northbound					Oak St Eastbound					Int. Total
	Rig ht	Thr u	Left	U-Turns	App. Total	Rig ht	Thr u	Left	U-Turns	App. Total	Rig ht	Thr u	Left	U-Turns	App. Total	Rig ht	Thr u	Left	U-Turns	App. Total	

Peak Hour Analysis From 10:00 AM to 02:45 PM - Peak 1 of 1

Peak Hour for Each Approach Begins at:

	11:45 AM					11:15 AM					12:00 PM					10:00 AM				
+0 mins.	12	186	2	0	200	2	2	2	0	6	0	244	3	0	247	6	1	2	0	9
+15 mins.	11	191	3	0	205	2	0	0	0	2	0	219	1	0	220	4	0	10	0	14
+30 mins.	11	224	2	0	237	4	1	2	0	7	1	206	1	0	208	3	0	4	0	7
+45 mins.	10	207	2	0	219	2	1	3	0	6	3	218	1	0	222	2	3	12	0	17
Total Volume	44	808	9	0	861	10	4	7	0	21	4	887	6	0	897	15	4	28	0	47
% App. Total	5.1	93.8	1	0		47.6	19	33.3	0		0.4	98.9	0.7	0		31.9	8.5	59.6	0	
PHF	.917	.902	.750	.000	.908	.625	.500	.583	.000	.750	.333	.909	.500	.000	.908	.625	.333	.583	.000	.691

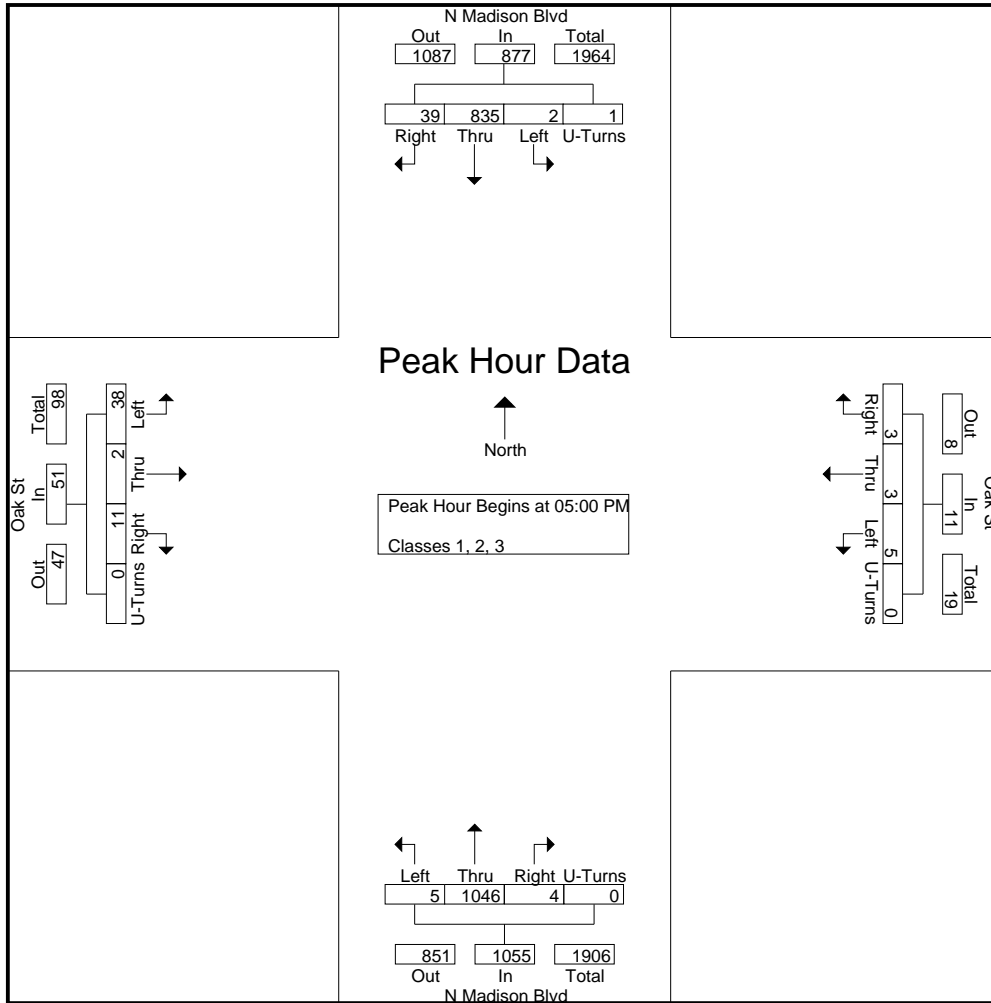


Quality Counts, LLC

920 Blairhill Rd, STE B106
Charlotte, NC 28217

File Name : 14473016 - N Madison Blvd & Oak St
Site Code : 14473016
Start Date : 8/30/2017
Page No : 7

Start Time	N Madison Blvd Southbound					Oak St Westbound					N Madison Blvd Northbound					Oak St Eastbound					Int. Total
	Right	Thru	Left	U-Turns	App. Total	Right	Thru	Left	U-Turns	App. Total	Right	Thru	Left	U-Turns	App. Total	Right	Thru	Left	U-Turns	App. Total	
Peak Hour Analysis From 03:00 PM to 06:45 PM - Peak 1 of 1																					
Peak Hour for Entire Intersection Begins at 05:00 PM																					
05:00 PM	9	231	0	0	240	1	0	2	0	3	1	269	0	0	270	2	2	9	0	13	526
05:15 PM	7	196	0	0	203	0	1	0	0	1	1	256	3	0	260	4	0	11	0	15	479
05:30 PM	13	200	1	0	214	2	2	1	0	5	0	260	1	0	261	1	0	12	0	13	493
05:45 PM	10	208	1	1	220	0	0	2	0	2	2	261	1	0	264	4	0	6	0	10	496
Total Volume	39	835	2	1	877	3	3	5	0	11	4	1046	5	0	1055	11	2	38	0	51	1994
% App. Total	4.4	95.2	0.2	0.1		27.3	27.3	45.5	0		0.4	99.1	0.5	0		21.6	3.9	74.5	0		
PHF	.750	.904	.500	.250	.914	.375	.375	.625	.000	.550	.500	.972	.417	.000	.977	.688	.250	.792	.000	.850	.948



Quality Counts, LLC

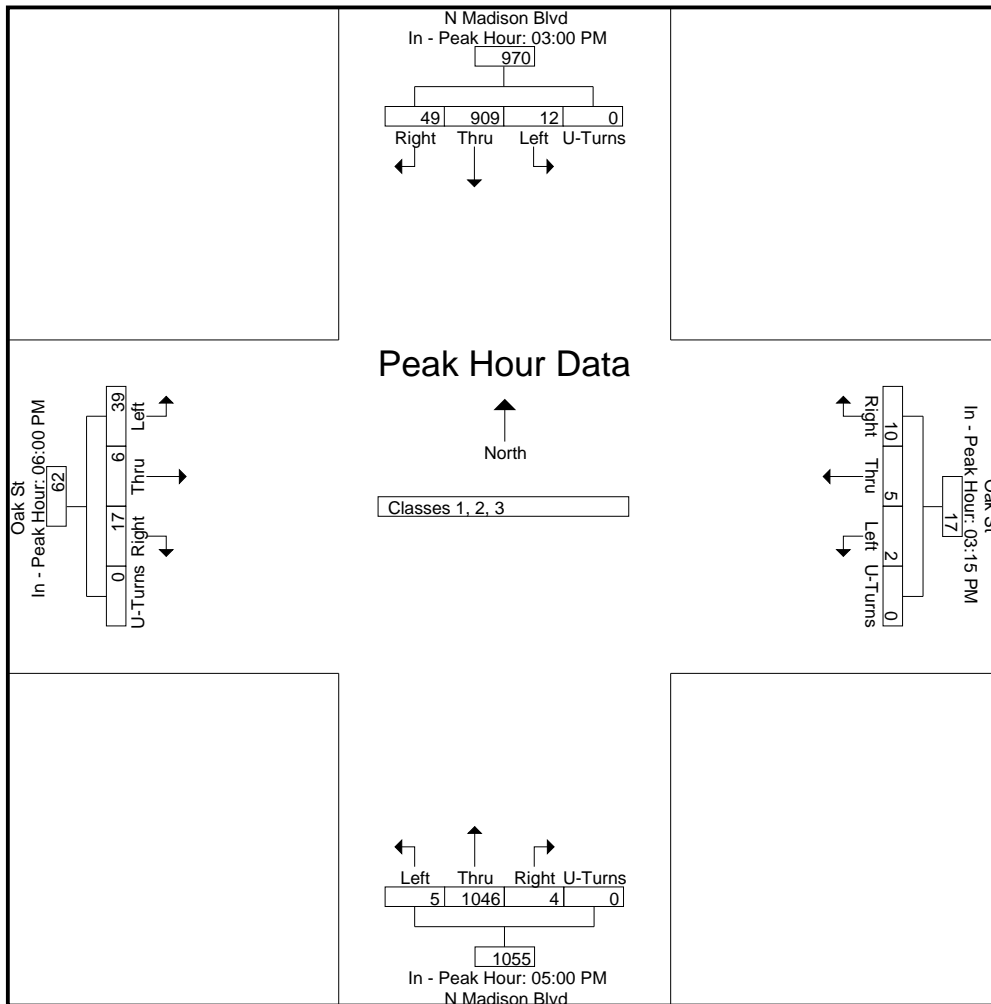
920 Blairhill Rd, STE B106
Charlotte, NC 28217

File Name : 14473016 - N Madison Blvd & Oak St
Site Code : 14473016
Start Date : 8/30/2017
Page No : 8

Start Time	N Madison Blvd Southbound					Oak St Westbound					N Madison Blvd Northbound					Oak St Eastbound					Int. Total
	Right	Thru	Left	U-Turns	App. Total	Right	Thru	Left	U-Turns	App. Total	Right	Thru	Left	U-Turns	App. Total	Right	Thru	Left	U-Turns	App. Total	

Peak Hour Analysis From 03:00 PM to 06:45 PM - Peak 1 of 1
Peak Hour for Each Approach Begins at:

	03:00 PM					03:15 PM					05:00 PM					06:00 PM				
+0 mins.	16	246	1	0	263	1	1	2	0	4	1	269	0	0	270	5	1	12	0	18
+15 mins.	6	236	5	0	247	4	0	0	0	4	1	256	3	0	260	8	0	12	0	20
+30 mins.	13	233	4	0	250	3	2	0	0	5	0	260	1	0	261	1	2	9	0	12
+45 mins.	14	194	2	0	210	2	2	0	0	4	2	261	1	0	264	3	3	6	0	12
Total Volume	49	909	12	0	970	10	5	2	0	17	4	1046	5	0	1055	17	6	39	0	62
% App. Total	5.1	93.7	1.2	0		58.8	29.4	11.8	0		0.4	99.1	0.5	0		27.4	9.7	62.9	0	
PHF	.766	.924	.600	.000	.922	.625	.625	.250	.000	.850	.500	.972	.417	.000	.977	.531	.500	.813	.000	.775



Quality Counts, LLC

920 Blairhill Rd, STE B106
Charlotte, NC 28217

File Name : 14473016 - N Madison Blvd & Oak St

Site Code : 14473016

Start Date : 8/30/2017

Page No : 1

Groups Printed- Classes 4, 5, 6, 7

Start Time	N Madison Blvd Southbound					Oak St Westbound					N Madison Blvd Northbound					Oak St Eastbound					Int. Total	
	Right	Thru	Left	U-Turns	App. Total	Right	Thru	Left	U-Turns	App. Total	Right	Thru	Left	U-Turns	App. Total	Right	Thru	Left	U-Turns	App. Total		
06:00 AM	0	4	0	0	4	0	0	0	0	0	0	0	0	0	0	0	0	0	0	0	0	4
06:15 AM	1	5	0	0	6	0	0	0	0	0	0	3	0	0	3	0	0	0	0	0	0	9
06:30 AM	1	1	1	0	3	0	0	0	0	0	0	2	0	0	2	0	0	0	0	0	0	5
06:45 AM	0	6	0	0	6	0	0	0	0	0	0	8	0	0	8	0	0	0	0	0	0	14
Total	2	16	1	0	19	0	0	0	0	0	0	13	0	0	13	0	0	0	0	0	0	32
07:00 AM	0	2	0	0	2	0	0	0	0	0	0	2	0	0	2	0	0	0	0	0	0	4
07:15 AM	0	6	0	0	6	0	0	0	0	0	1	8	0	0	9	0	0	2	0	0	2	17
07:30 AM	1	8	0	0	9	0	0	0	0	0	0	10	0	0	10	0	0	0	0	0	0	19
07:45 AM	0	7	0	0	7	0	0	0	0	0	0	21	0	0	21	0	0	0	0	0	0	28
Total	1	23	0	0	24	0	0	0	0	0	1	41	0	0	42	0	0	2	0	2	0	68
08:00 AM	0	9	0	0	9	0	0	0	0	0	0	6	0	0	6	0	0	0	0	0	0	15
08:15 AM	0	6	0	0	6	0	0	0	0	0	0	5	0	0	5	0	0	0	0	0	0	11
08:30 AM	0	9	0	0	9	0	0	0	0	0	0	6	0	0	6	0	0	0	0	0	0	15
08:45 AM	2	9	0	0	11	0	0	1	0	1	0	5	0	0	5	0	0	0	0	0	0	17
Total	2	33	0	0	35	0	0	1	0	1	0	22	0	0	22	0	0	0	0	0	0	58
09:00 AM	0	6	0	0	6	0	0	0	0	0	0	5	0	0	5	0	0	0	0	0	0	11
09:15 AM	1	5	0	0	6	0	0	0	0	0	0	5	0	0	5	0	0	0	0	0	0	11
09:30 AM	1	6	0	0	7	0	0	0	0	0	0	9	0	0	9	0	0	0	0	0	0	16
09:45 AM	1	2	0	0	3	0	0	0	0	0	0	4	0	0	4	0	0	0	0	0	0	7
Total	3	19	0	0	22	0	0	0	0	0	0	23	0	0	23	0	0	0	0	0	0	45
10:00 AM	0	6	0	0	6	0	0	0	0	0	1	5	0	0	6	0	0	0	0	0	0	12
10:15 AM	0	6	0	0	6	0	0	0	0	0	0	5	0	0	5	0	0	0	0	0	0	11
10:30 AM	1	2	0	0	3	0	0	0	0	0	0	6	0	0	6	0	0	0	0	0	0	9
10:45 AM	1	3	0	0	4	1	0	0	0	1	1	4	0	0	5	0	0	0	0	0	0	10
Total	2	17	0	0	19	1	0	0	0	1	2	20	0	0	22	0	0	0	0	0	0	42
11:00 AM	0	6	0	0	6	0	1	0	0	1	1	1	0	0	2	0	0	0	0	0	0	9
11:15 AM	0	4	0	0	4	0	0	0	0	0	0	9	0	0	9	0	0	0	0	0	0	13
11:30 AM	0	2	0	0	2	0	0	0	0	0	0	6	0	0	6	0	0	0	0	0	0	8
11:45 AM	0	7	0	0	7	0	0	0	0	0	0	4	0	0	4	0	0	0	0	0	0	11
Total	0	19	0	0	19	0	1	0	0	1	1	20	0	0	21	0	0	0	0	0	0	41
12:00 PM	0	3	0	0	3	0	0	0	0	0	0	4	0	0	4	0	0	0	0	0	0	7
12:15 PM	0	8	0	0	8	0	0	0	0	0	0	6	0	0	6	0	0	0	0	0	0	14
12:30 PM	0	6	0	0	6	0	0	0	0	0	0	4	0	0	4	0	0	0	0	0	0	10
12:45 PM	0	3	0	0	3	0	0	0	0	0	1	2	0	0	3	0	0	0	0	0	0	6
Total	0	20	0	0	20	0	0	0	0	0	1	16	0	0	17	0	0	0	0	0	0	37
01:00 PM	0	7	0	0	7	0	0	0	0	0	0	4	0	0	4	2	0	0	0	2	0	13
01:15 PM	0	4	0	0	4	0	0	0	0	0	0	5	0	0	5	0	0	0	0	0	0	9
01:30 PM	0	5	0	0	5	0	0	0	0	0	1	2	0	0	3	0	0	0	0	0	0	8
01:45 PM	0	4	0	0	4	0	0	0	0	0	0	7	0	0	7	0	0	0	0	0	0	11
Total	0	20	0	0	20	0	0	0	0	0	1	18	0	0	19	2	0	0	0	2	0	41
02:00 PM	0	3	0	0	3	0	0	0	0	0	0	3	0	0	3	0	0	0	0	0	0	6
02:15 PM	0	4	0	0	4	0	0	0	0	0	0	4	0	0	4	0	0	0	0	0	0	8
02:30 PM	0	6	0	0	6	0	0	0	0	0	0	9	0	0	9	0	0	0	0	0	0	15
02:45 PM	0	14	0	0	14	0	0	0	0	0	0	8	0	0	8	0	0	0	0	0	0	22
Total	0	27	0	0	27	0	0	0	0	0	0	24	0	0	24	0	0	0	0	0	0	51
03:00 PM	0	17	0	0	17	0	0	0	0	0	0	8	0	0	8	0	0	0	0	0	0	25
03:15 PM	0	5	0	0	5	0	0	0	0	0	0	7	0	0	7	0	0	0	0	0	0	12
03:30 PM	1	6	0	0	7	0	0	0	0	0	0	6	0	0	6	0	0	0	0	0	0	13
03:45 PM	0	3	1	0	4	0	0	0	0	0	0	7	0	0	7	0	0	0	0	0	0	11
Total	1	31	1	0	33	0	0	0	0	0	0	28	0	0	28	0	0	0	0	0	0	61

Quality Counts, LLC

920 Blairhill Rd, STE B106
Charlotte, NC 28217

File Name : 14473016 - N Madison Blvd & Oak St

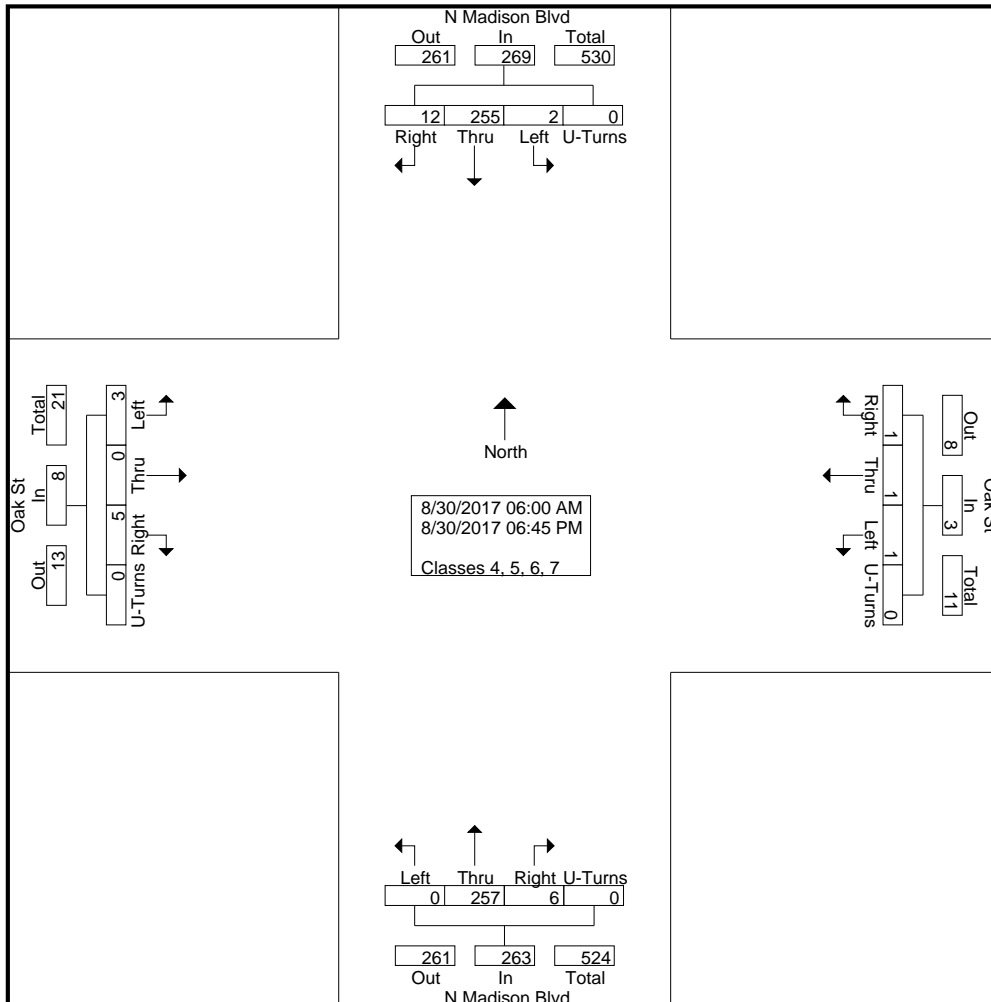
Site Code : 14473016

Start Date : 8/30/2017

Page No : 2

Groups Printed- Classes 4, 5, 6, 7

Start Time	N Madison Blvd Southbound					Oak St Westbound					N Madison Blvd Northbound					Oak St Eastbound					Int. Total
	Right	Thru	Left	U-Turns	App. Total	Right	Thru	Left	U-Turns	App. Total	Right	Thru	Left	U-Turns	App. Total	Right	Thru	Left	U-Turns	App. Total	
04:00 PM	0	2	0	0	2	0	0	0	0	0	0	7	0	0	7	0	0	0	0	0	0
04:15 PM	1	2	0	0	3	0	0	0	0	0	0	5	0	0	5	0	0	0	0	0	0
04:30 PM	0	1	0	0	1	0	0	0	0	0	0	3	0	0	3	0	0	0	0	0	0
04:45 PM	0	3	0	0	3	0	0	0	0	0	0	4	0	0	4	0	0	0	0	0	0
Total	1	8	0	0	9	0	0	0	0	0	0	19	0	0	19	0	0	0	0	0	28
05:00 PM	0	6	0	0	6	0	0	0	0	0	0	1	0	0	1	2	0	0	0	2	2
05:15 PM	0	3	0	0	3	0	0	0	0	0	0	2	0	0	2	0	0	0	0	0	0
05:30 PM	0	6	0	0	6	0	0	0	0	0	0	4	0	0	4	0	0	0	0	0	0
05:45 PM	0	2	0	0	2	0	0	0	0	0	0	1	0	0	1	0	0	0	0	0	0
Total	0	17	0	0	17	0	0	0	0	0	0	8	0	0	8	2	0	0	0	2	27
06:00 PM	0	3	0	0	3	0	0	0	0	0	0	1	0	0	1	1	0	1	0	2	2
06:15 PM	0	1	0	0	1	0	0	0	0	0	0	2	0	0	2	0	0	0	0	0	0
06:30 PM	0	1	0	0	1	0	0	0	0	0	0	2	0	0	2	0	0	0	0	0	0
06:45 PM	0	0	0	0	0	0	0	0	0	0	0	0	0	0	0	0	0	0	0	0	0
Total	0	5	0	0	5	0	0	0	0	0	0	5	0	0	5	1	0	1	0	2	12
Grand Total	12	255	2	0	269	1	1	1	0	3	6	257	0	0	263	5	0	3	0	8	543
Apprch %	4.5	94.8	0.7	0		33.3	33.3	33.3	0		2.3	97.7	0	0		62.5	0	37.5	0		
Total %	2.2	47	0.4	0	49.5	0.2	0.2	0.2	0	0.6	1.1	47.3	0	0	48.4	0.9	0	0.6	0	1.5	

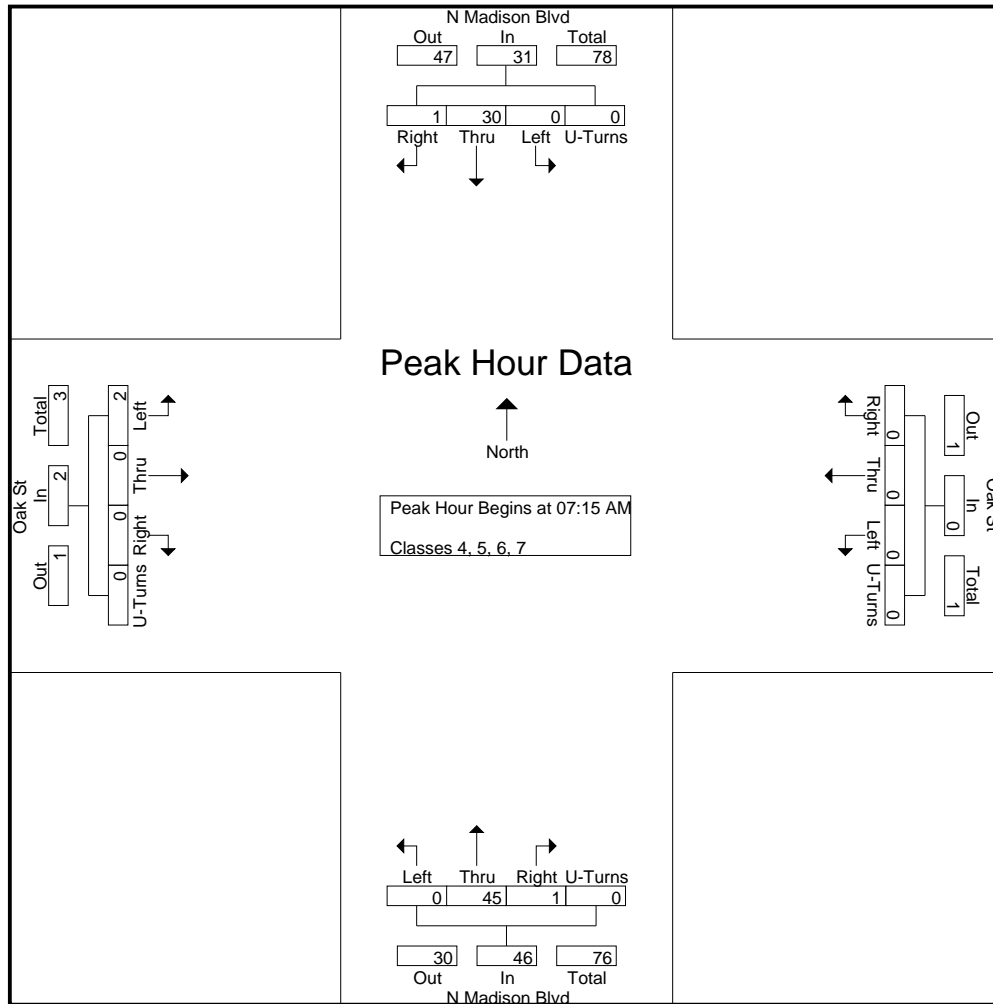


Quality Counts, LLC

920 Blairhill Rd, STE B106
Charlotte, NC 28217

File Name : 14473016 - N Madison Blvd & Oak St
Site Code : 14473016
Start Date : 8/30/2017
Page No : 3

Start Time	N Madison Blvd Southbound					Oak St Westbound					N Madison Blvd Northbound					Oak St Eastbound					Int. Total
	Right	Thru	Left	U-Turns	App. Total	Right	Thru	Left	U-Turns	App. Total	Right	Thru	Left	U-Turns	App. Total	Right	Thru	Left	U-Turns	App. Total	
Peak Hour Analysis From 06:00 AM to 09:45 AM - Peak 1 of 1																					
Peak Hour for Entire Intersection Begins at 07:15 AM																					
07:15 AM	0	6	0	0	6	0	0	0	0	0	1	8	0	0	9	0	0	2	0	2	17
07:30 AM	1	8	0	0	9	0	0	0	0	0	0	10	0	0	10	0	0	0	0	0	19
07:45 AM	0	7	0	0	7	0	0	0	0	0	0	21	0	0	21	0	0	0	0	0	28
08:00 AM	0	9	0	0	9	0	0	0	0	0	0	6	0	0	6	0	0	0	0	0	15
Total Volume	1	30	0	0	31	0	0	0	0	0	1	45	0	0	46	0	0	2	0	2	79
% App. Total	3.2	96.8	0	0		0	0	0	0		2.2	97.8	0	0		0	0	100	0		
PHF	.250	.833	.000	.000	.861	.000	.000	.000	.000	.000	.250	.536	.000	.000	.548	.000	.000	.250	.000	.250	.705



Quality Counts, LLC

920 Blairhill Rd, STE B106
Charlotte, NC 28217

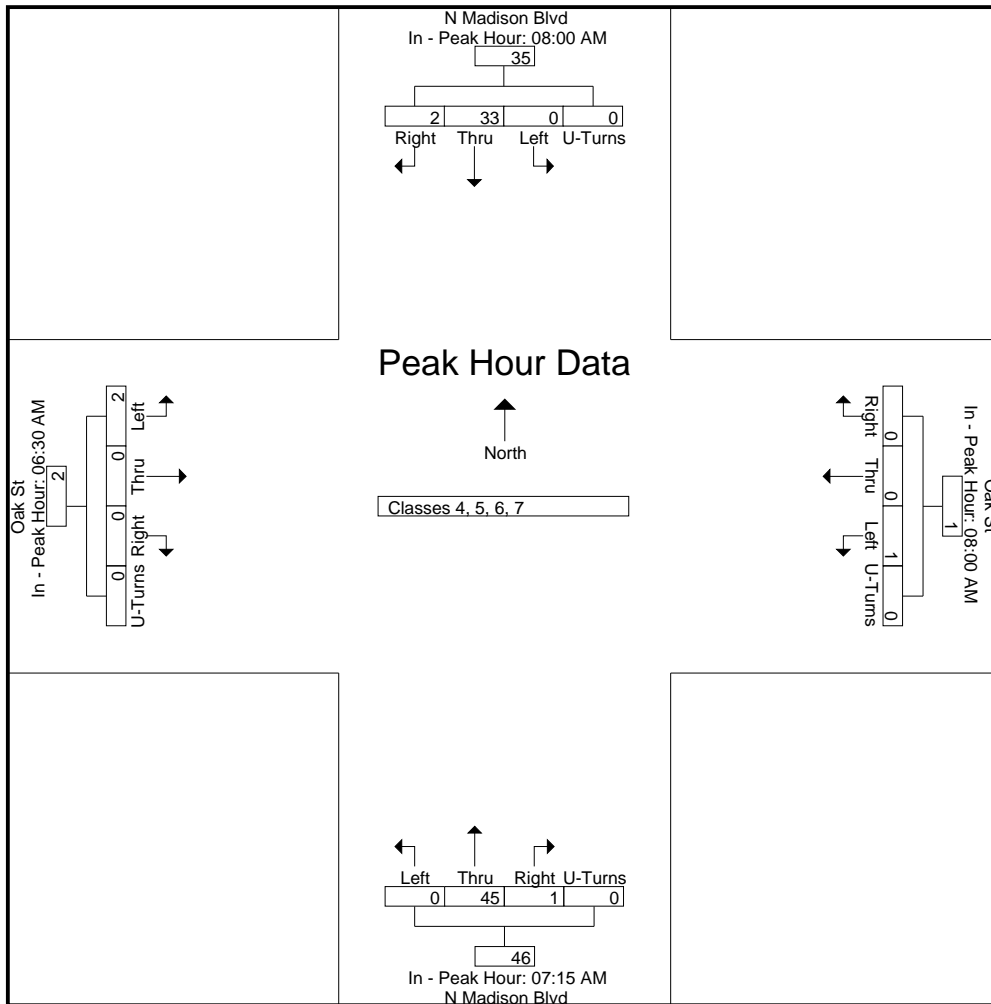
File Name : 14473016 - N Madison Blvd & Oak St
Site Code : 14473016
Start Date : 8/30/2017
Page No : 4

Start Time	N Madison Blvd Southbound					Oak St Westbound					N Madison Blvd Northbound					Oak St Eastbound					Int. Total
	Right	Thru	Left	U-Turns	App. Total	Right	Thru	Left	U-Turns	App. Total	Right	Thru	Left	U-Turns	App. Total	Right	Thru	Left	U-Turns	App. Total	

Peak Hour Analysis From 06:00 AM to 09:45 AM - Peak 1 of 1

Peak Hour for Each Approach Begins at:

	08:00 AM					08:00 AM					07:15 AM					06:30 AM				
+0 mins.	0	9	0	0	9	0	0	0	0	0	1	8	0	0	9	0	0	0	0	0
+15 mins.	0	6	0	0	6	0	0	0	0	0	0	10	0	0	10	0	0	0	0	0
+30 mins.	0	9	0	0	9	0	0	0	0	0	0	21	0	0	21	0	0	0	0	0
+45 mins.	2	9	0	0	11	0	0	1	0	1	0	6	0	0	6	0	0	2	0	2
Total Volume	2	33	0	0	35	0	0	1	0	1	1	45	0	0	46	0	0	2	0	2
% App. Total	5.7	94.3	0	0		0	0	100	0		2.2	97.8	0	0		0	0	100	0	
PHF	.250	.917	.000	.000	.795	.000	.000	.250	.000	.250	.250	.536	.000	.000	.548	.000	.000	.250	.000	.250



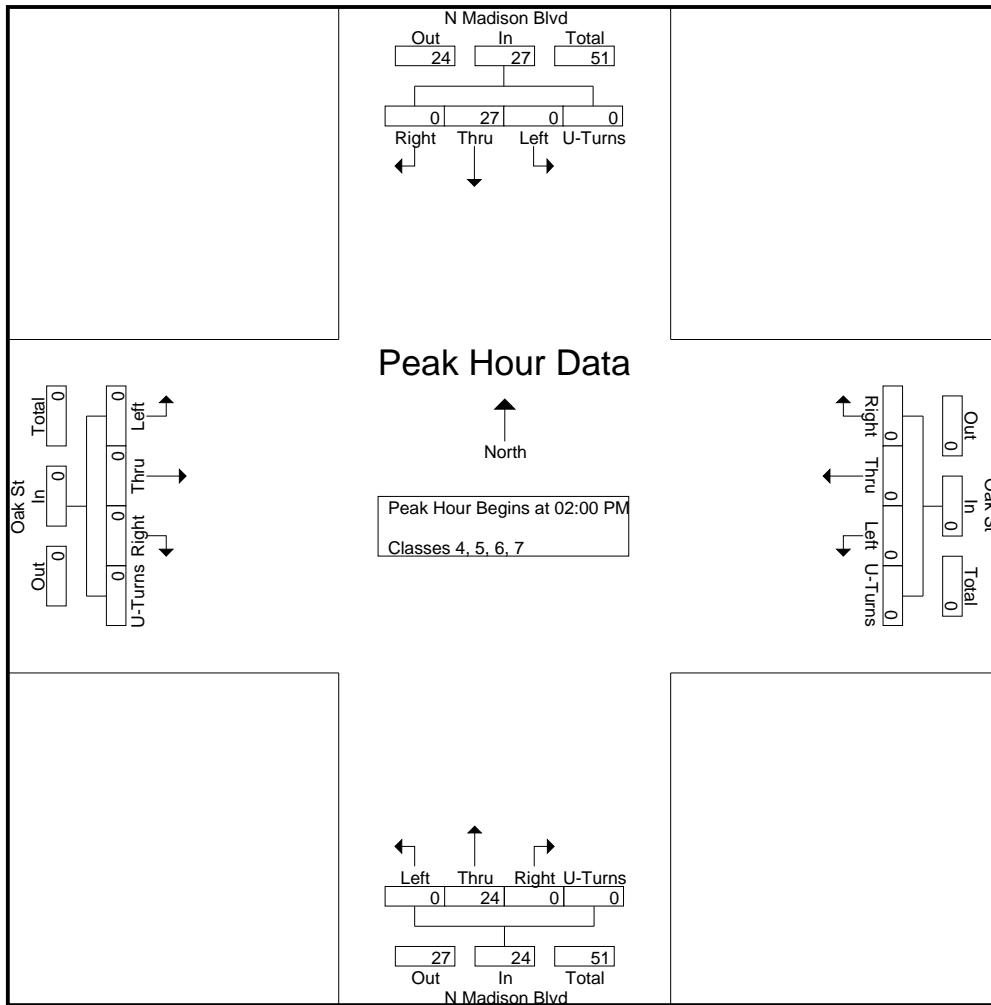
Quality Counts, LLC

920 Blairhill Rd, STE B106
Charlotte, NC 28217

File Name : 14473016 - N Madison Blvd & Oak St
Site Code : 14473016
Start Date : 8/30/2017
Page No : 5

Start Time	N Madison Blvd Southbound					Oak St Westbound					N Madison Blvd Northbound					Oak St Eastbound					Int. Total
	Right	Thru	Left	U-Turns	App. Total	Right	Thru	Left	U-Turns	App. Total	Right	Thru	Left	U-Turns	App. Total	Right	Thru	Left	U-Turns	App. Total	
02:00 PM	0	3	0	0	3	0	0	0	0	0	0	3	0	0	3	0	0	0	0	0	6
02:15 PM	0	4	0	0	4	0	0	0	0	0	0	4	0	0	4	0	0	0	0	0	8
02:30 PM	0	6	0	0	6	0	0	0	0	0	0	9	0	0	9	0	0	0	0	0	15
02:45 PM	0	14	0	0	14	0	0	0	0	0	0	8	0	0	8	0	0	0	0	0	22
Total Volume	0	27	0	0	27	0	0	0	0	0	0	24	0	0	24	0	0	0	0	0	51
% App. Total	0	100	0	0		0	0	0	0		0	100	0	0		0	0	0	0		
PHF	.000	.482	.000	.000	.482	.000	.000	.000	.000	.000	.000	.667	.000	.000	.667	.000	.000	.000	.000	.000	.580

Peak Hour Analysis From 10:00 AM to 02:45 PM - Peak 1 of 1
Peak Hour for Entire Intersection Begins at 02:00 PM



Quality Counts, LLC

920 Blairhill Rd, STE B106
Charlotte, NC 28217

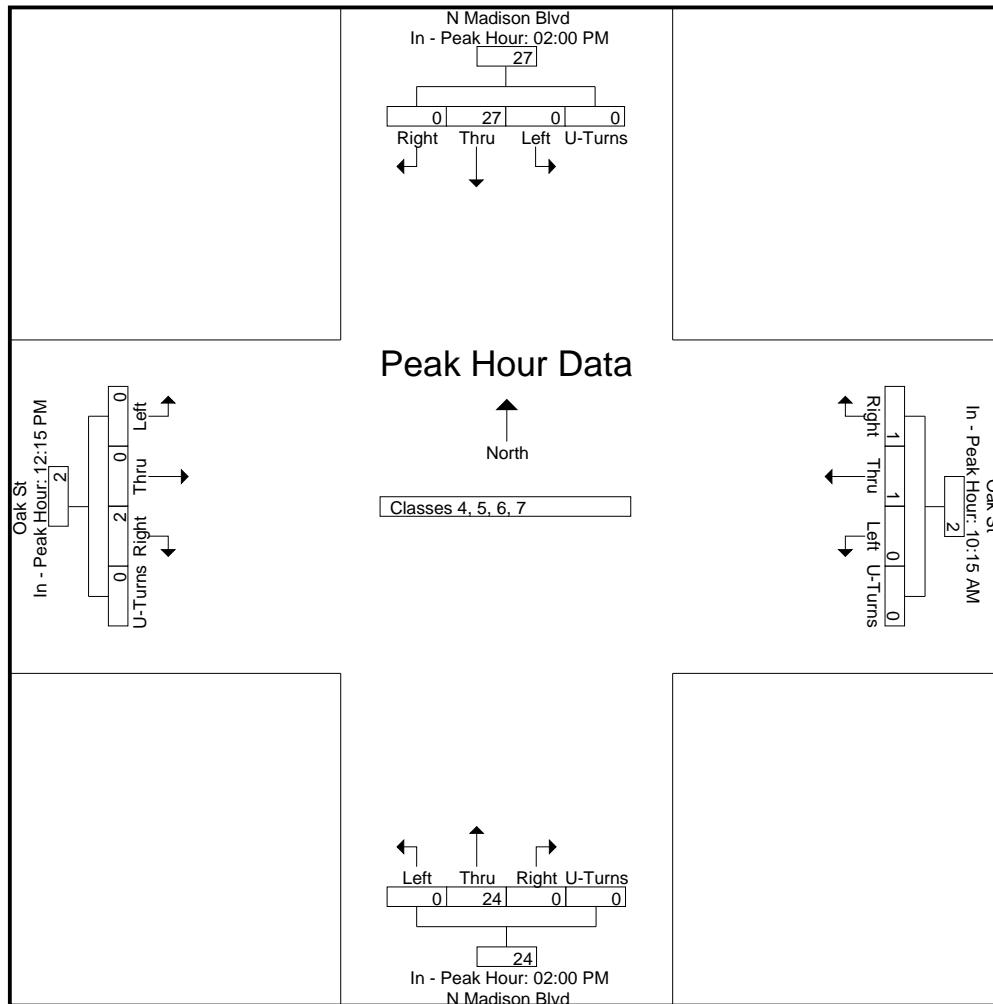
File Name : 14473016 - N Madison Blvd & Oak St
Site Code : 14473016
Start Date : 8/30/2017
Page No : 6

Start Time	N Madison Blvd Southbound					Oak St Westbound					N Madison Blvd Northbound					Oak St Eastbound					Int. Total
	Right	Thru	Left	U-Turns	App. Total	Right	Thru	Left	U-Turns	App. Total	Right	Thru	Left	U-Turns	App. Total	Right	Thru	Left	U-Turns	App. Total	

Peak Hour Analysis From 10:00 AM to 02:45 PM - Peak 1 of 1

Peak Hour for Each Approach Begins at:

	02:00 PM					10:15 AM					02:00 PM					12:15 PM				
+0 mins.	0	3	0	0	3	0	0	0	0	0	0	3	0	0	3	0	0	0	0	0
+15 mins.	0	4	0	0	4	0	0	0	0	0	0	4	0	0	4	0	0	0	0	0
+30 mins.	0	6	0	0	6	1	0	0	0	1	0	9	0	0	9	0	0	0	0	0
+45 mins.	0	14	0	0	14	0	1	0	0	1	0	8	0	0	8	2	0	0	0	2
Total Volume	0	27	0	0	27	1	1	0	0	2	0	24	0	0	24	2	0	0	0	2
% App. Total	0	100	0	0		50	50	0	0		0	100	0	0		100	0	0	0	
PHF	.000	.482	.000	.000	.482	.250	.250	.000	.000	.500	.000	.667	.000	.000	.667	.250	.000	.000	.000	.250



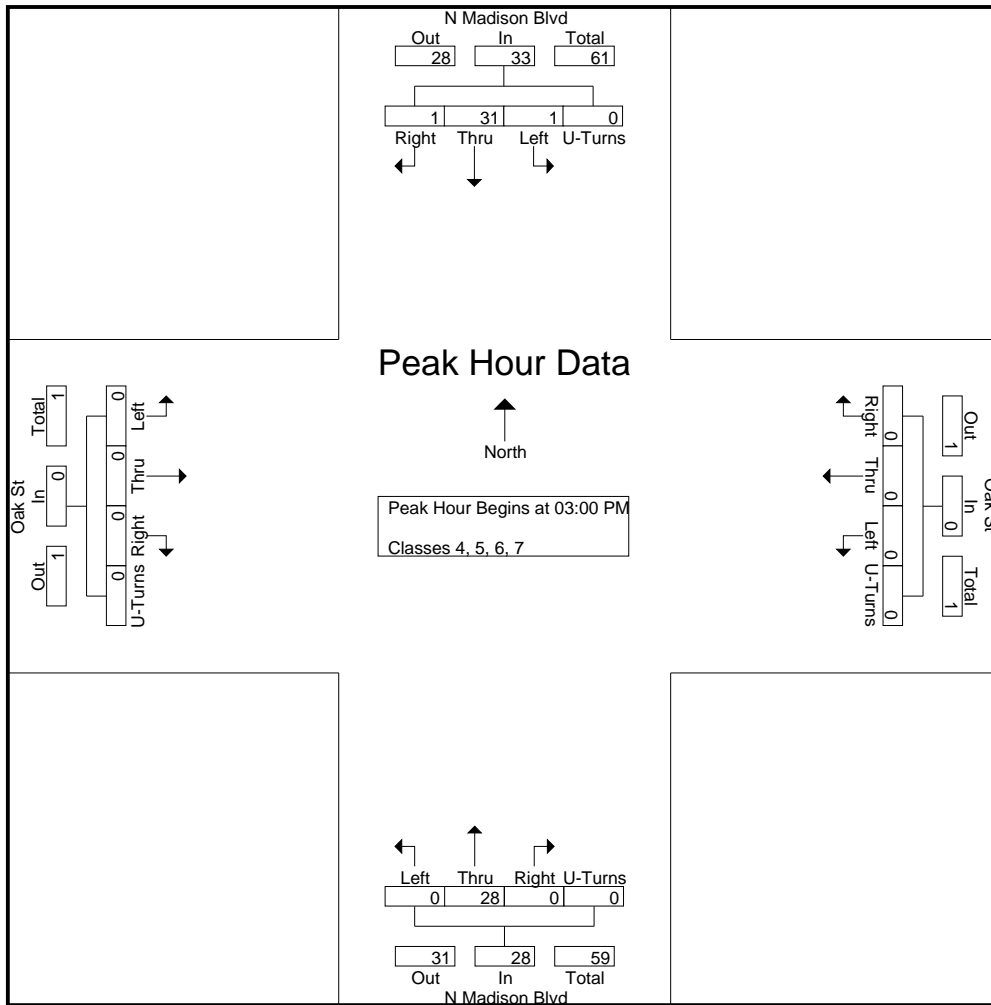
Quality Counts, LLC

920 Blairhill Rd, STE B106
Charlotte, NC 28217

File Name : 14473016 - N Madison Blvd & Oak St
Site Code : 14473016
Start Date : 8/30/2017
Page No : 7

Start Time	N Madison Blvd Southbound					Oak St Westbound					N Madison Blvd Northbound					Oak St Eastbound					Int. Total
	Right	Thru	Left	U-Turns	App. Total	Right	Thru	Left	U-Turns	App. Total	Right	Thru	Left	U-Turns	App. Total	Right	Thru	Left	U-Turns	App. Total	
03:00 PM	0	17	0	0	17	0	0	0	0	0	0	8	0	0	8	0	0	0	0	0	25
03:15 PM	0	5	0	0	5	0	0	0	0	0	0	7	0	0	7	0	0	0	0	0	12
03:30 PM	1	6	0	0	7	0	0	0	0	0	0	6	0	0	6	0	0	0	0	0	13
03:45 PM	0	3	1	0	4	0	0	0	0	0	0	7	0	0	7	0	0	0	0	0	11
Total Volume	1	31	1	0	33	0	0	0	0	0	0	28	0	0	28	0	0	0	0	0	61
% App. Total	3	93.9	3	0		0	0	0	0		0	100	0	0		0	0	0	0		
PHF	.250	.456	.250	.000	.485	.000	.000	.000	.000	.000	.000	.875	.000	.000	.875	.000	.000	.000	.000	.000	.610

Peak Hour Analysis From 03:00 PM to 06:45 PM - Peak 1 of 1
Peak Hour for Entire Intersection Begins at 03:00 PM



Quality Counts, LLC

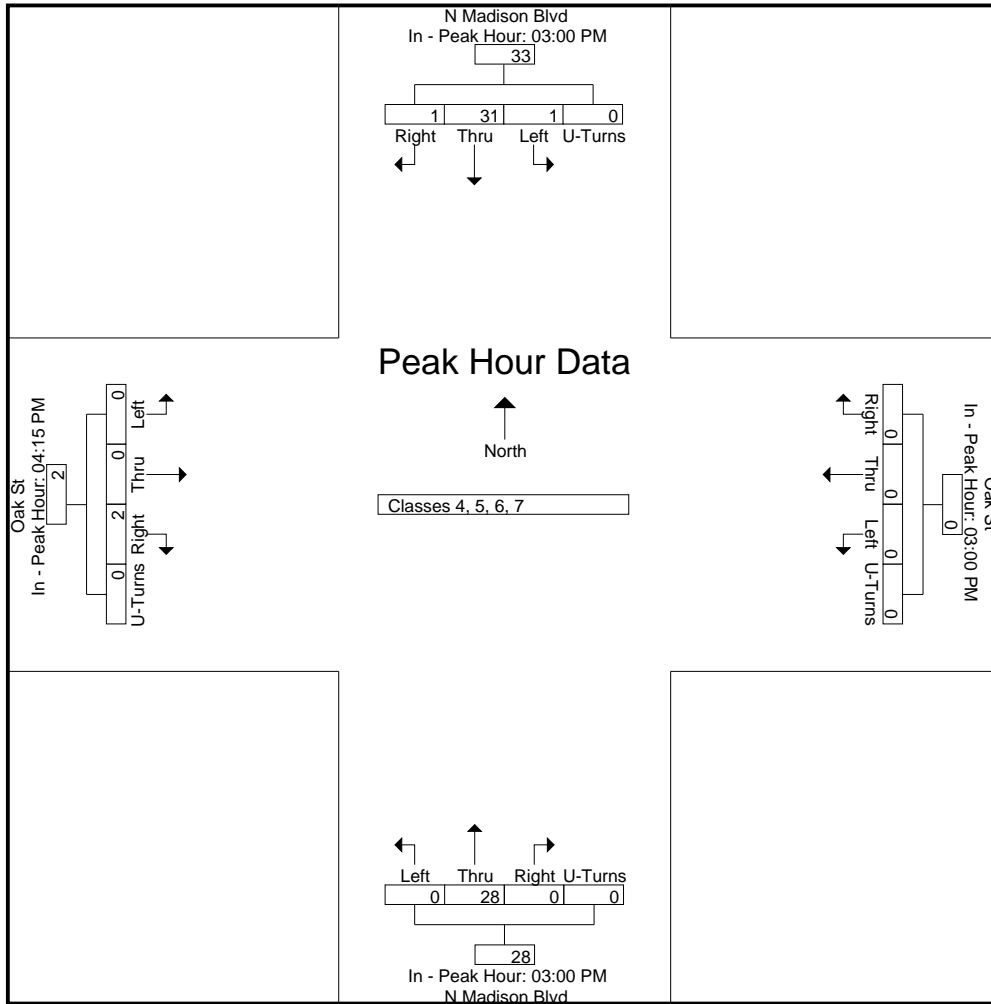
920 Blairhill Rd, STE B106
Charlotte, NC 28217

File Name : 14473016 - N Madison Blvd & Oak St
Site Code : 14473016
Start Date : 8/30/2017
Page No : 8

Start Time	N Madison Blvd Southbound					Oak St Westbound					N Madison Blvd Northbound					Oak St Eastbound					Int. Total
	Rig ht	Thr u	Left	U-Turns	App. Total	Rig ht	Thr u	Left	U-Turns	App. Total	Rig ht	Thr u	Left	U-Turns	App. Total	Rig ht	Thr u	Left	U-Turns	App. Total	

Peak Hour Analysis From 03:00 PM to 06:45 PM - Peak 1 of 1
Peak Hour for Each Approach Begins at:

	03:00 PM					03:00 PM					03:00 PM					04:15 PM				
+0 mins.	0	17	0	0	17	0	0	0	0	0	0	8	0	0	8	0	0	0	0	0
+15 mins.	0	5	0	0	5	0	0	0	0	0	0	7	0	0	7	0	0	0	0	0
+30 mins.	1	6	0	0	7	0	0	0	0	0	0	6	0	0	6	0	0	0	0	0
+45 mins.	0	3	1	0	4	0	0	0	0	0	0	7	0	0	7	2	0	0	0	2
Total Volume	1	31	1	0	33	0	0	0	0	0	0	28	0	0	28	2	0	0	0	2
% App. Total	3	93.9	3	0		0	0	0	0	0	0	100	0	0		100	0	0	0	
PHF	.250	.456	.250	.000	.485	.000	.000	.000	.000	.000	.000	.875	.000	.000	.875	.250	.000	.000	.000	.250



Quality Counts, LLC

920 Blairhill Rd, STE B106
Charlotte, NC 28217

File Name : 14473016 - N Madison Blvd & Oak St

Site Code : 14473016

Start Date : 8/30/2017

Page No : 1

Groups Printed- Classes 8, 9, 10

Start Time	N Madison Blvd Southbound					Oak St Westbound					N Madison Blvd Northbound					Oak St Eastbound					Int. Total
	Right	Thru	Left	U-Turns	App. Total	Right	Thru	Left	U-Turns	App. Total	Right	Thru	Left	U-Turns	App. Total	Right	Thru	Left	U-Turns	App. Total	
06:00 AM	0	2	0	0	2	0	0	0	0	0	0	3	0	0	3	0	0	0	0	0	5
06:15 AM	0	3	0	0	3	0	0	0	0	0	0	4	0	0	4	0	0	0	0	0	7
06:30 AM	0	2	0	0	2	0	0	0	0	0	0	5	0	0	5	0	0	0	0	0	7
06:45 AM	0	5	0	0	5	0	0	0	0	0	0	5	0	0	5	0	0	0	0	0	10
Total	0	12	0	0	12	0	0	0	0	0	0	17	0	0	17	0	0	0	0	0	29
07:00 AM	0	4	0	0	4	0	0	0	0	0	0	2	0	0	2	0	0	0	0	0	6
07:15 AM	0	1	0	0	1	0	0	0	0	0	1	8	0	0	9	0	0	0	0	0	10
07:30 AM	0	5	0	0	5	0	0	0	0	0	0	7	0	0	7	0	0	0	0	0	12
07:45 AM	0	5	0	0	5	0	0	0	0	0	0	4	0	0	4	0	0	0	0	0	9
Total	0	15	0	0	15	0	0	0	0	0	1	21	0	0	22	0	0	0	0	0	37
08:00 AM	0	8	0	0	8	0	0	0	0	0	0	6	0	0	6	0	0	0	0	0	14
08:15 AM	0	6	0	0	6	0	0	0	0	0	0	4	0	0	4	0	0	0	0	0	10
08:30 AM	0	5	0	0	5	0	0	0	0	0	0	7	0	0	7	0	0	1	0	1	13
08:45 AM	0	8	0	0	8	0	0	0	0	0	0	8	0	0	8	0	0	0	0	0	16
Total	0	27	0	0	27	0	0	0	0	0	0	25	0	0	25	0	0	1	0	1	53
09:00 AM	0	8	0	0	8	0	0	0	0	0	0	2	0	0	2	0	0	0	0	0	10
09:15 AM	0	6	0	0	6	0	0	0	0	0	0	7	0	0	7	0	0	0	0	0	13
09:30 AM	0	5	0	0	5	0	0	0	0	0	0	11	0	0	11	0	0	0	0	0	16
09:45 AM	0	4	0	0	4	1	0	0	0	1	0	4	0	0	4	0	0	0	0	0	9
Total	0	23	0	0	23	1	0	0	0	1	0	24	0	0	24	0	0	0	0	0	48
10:00 AM	0	5	0	0	5	0	0	0	0	0	0	9	0	0	9	0	0	0	0	0	14
10:15 AM	0	5	0	0	5	0	0	0	0	0	0	5	0	0	5	0	0	0	0	0	10
10:30 AM	0	7	0	0	7	0	0	1	0	1	0	2	0	0	2	0	0	0	0	0	10
10:45 AM	0	5	0	0	5	0	0	0	0	0	0	5	0	0	5	0	0	0	0	0	10
Total	0	22	0	0	22	0	0	1	0	1	0	21	0	0	21	0	0	0	0	0	44
11:00 AM	0	5	0	0	5	0	0	0	0	0	0	7	0	0	7	0	0	0	0	0	12
11:15 AM	0	6	0	0	6	0	0	0	0	0	0	10	0	0	10	0	0	0	0	0	16
11:30 AM	0	2	0	0	2	0	0	0	0	0	0	6	0	0	6	0	0	0	0	0	8
11:45 AM	0	5	0	0	5	0	0	0	0	0	0	5	0	0	5	0	0	0	0	0	10
Total	0	18	0	0	18	0	0	0	0	0	0	28	0	0	28	0	0	0	0	0	46
12:00 PM	0	3	0	0	3	0	0	0	0	0	0	4	0	0	4	0	0	0	0	0	7
12:15 PM	0	4	0	0	4	0	0	0	0	0	0	7	0	0	7	0	0	0	0	0	11
12:30 PM	0	6	0	0	6	0	0	0	0	0	0	4	0	0	4	0	0	0	0	0	10
12:45 PM	0	2	0	0	2	0	0	0	0	0	0	8	0	0	8	0	0	0	0	0	10
Total	0	15	0	0	15	0	0	0	0	0	0	23	0	0	23	0	0	0	0	0	38
01:00 PM	0	4	0	0	4	0	0	0	0	0	0	10	0	0	10	0	0	0	0	0	14
01:15 PM	0	3	0	0	3	0	0	0	0	0	0	2	0	0	2	0	0	0	0	0	5
01:30 PM	0	3	0	0	3	0	0	0	0	0	0	10	0	0	10	0	0	0	0	0	13
01:45 PM	0	6	0	0	6	0	0	0	0	0	0	7	0	0	7	0	0	0	0	0	13
Total	0	16	0	0	16	0	0	0	0	0	0	29	0	0	29	0	0	0	0	0	45
02:00 PM	0	1	0	0	1	0	0	0	0	0	0	5	0	0	5	0	0	0	0	0	6
02:15 PM	0	5	0	0	5	0	0	0	0	0	0	3	0	0	3	0	0	0	0	0	8
02:30 PM	0	5	0	0	5	0	0	0	0	0	0	4	0	0	4	0	0	0	0	0	9
02:45 PM	0	7	0	0	7	0	0	0	0	0	0	7	0	0	7	0	0	0	0	0	14
Total	0	18	0	0	18	0	0	0	0	0	0	19	0	0	19	0	0	0	0	0	37
03:00 PM	0	4	0	0	4	0	0	0	0	0	0	5	0	0	5	0	0	0	0	0	9
03:15 PM	0	4	0	0	4	0	0	0	0	0	0	6	0	0	6	0	0	0	0	0	10
03:30 PM	0	3	0	0	3	0	0	0	0	0	0	9	0	0	9	0	0	0	0	0	12
03:45 PM	0	4	0	0	4	0	0	0	0	0	0	5	0	0	5	0	0	0	0	0	9
Total	0	15	0	0	15	0	0	0	0	0	0	25	0	0	25	0	0	0	0	0	40

Quality Counts, LLC

920 Blairhill Rd, STE B106
Charlotte, NC 28217

File Name : 14473016 - N Madison Blvd & Oak St

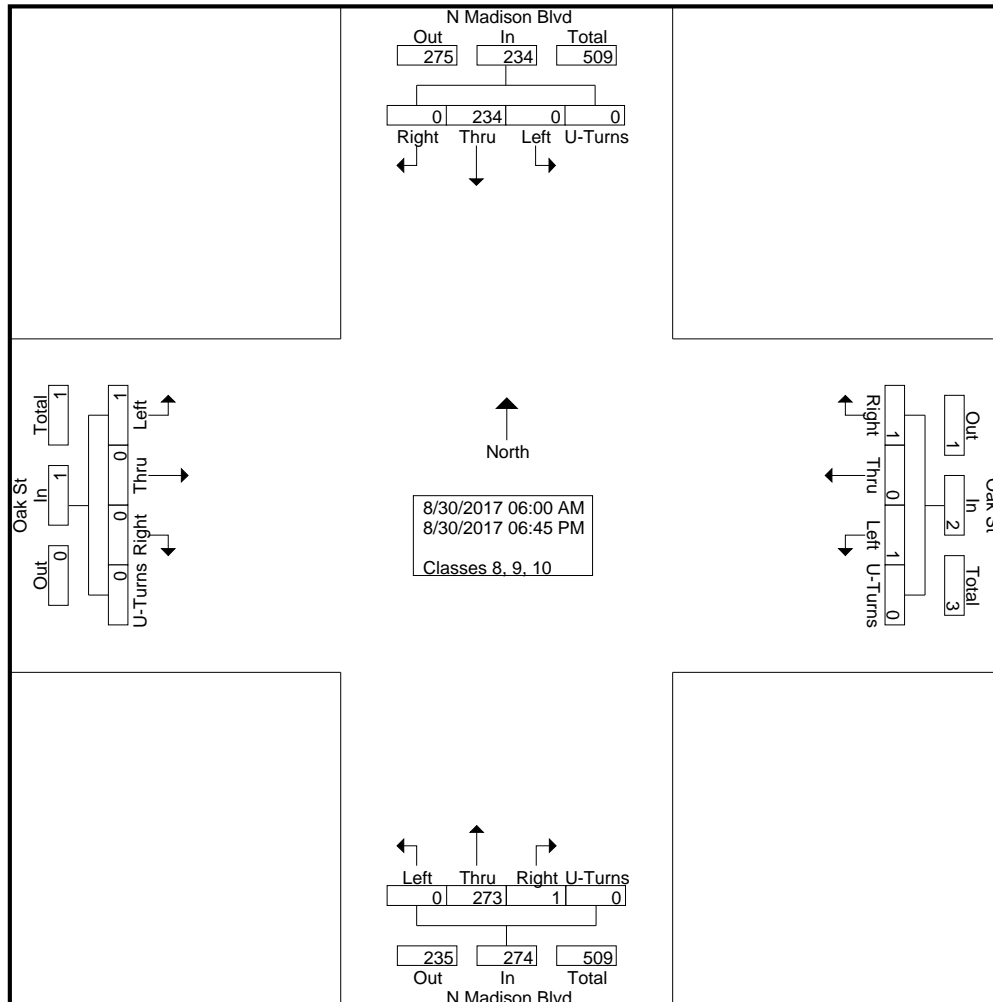
Site Code : 14473016

Start Date : 8/30/2017

Page No : 2

Groups Printed- Classes 8, 9, 10

Start Time	N Madison Blvd Southbound					Oak St Westbound					N Madison Blvd Northbound					Oak St Eastbound					Int. Total
	Right	Thru	Left	U-Turns	App. Total	Right	Thru	Left	U-Turns	App. Total	Right	Thru	Left	U-Turns	App. Total	Right	Thru	Left	U-Turns	App. Total	
04:00 PM	0	3	0	0	3	0	0	0	0	0	0	5	0	0	5	0	0	0	0	0	0
04:15 PM	0	3	0	0	3	0	0	0	0	0	0	11	0	0	11	0	0	0	0	0	0
04:30 PM	0	5	0	0	5	0	0	0	0	0	0	3	0	0	3	0	0	0	0	0	0
04:45 PM	0	6	0	0	6	0	0	0	0	0	0	5	0	0	5	0	0	0	0	0	0
Total	0	17	0	0	17	0	0	0	0	0	0	24	0	0	24	0	0	0	0	0	0
05:00 PM	0	8	0	0	8	0	0	0	0	0	0	4	0	0	4	0	0	0	0	0	0
05:15 PM	0	9	0	0	9	0	0	0	0	0	0	4	0	0	4	0	0	0	0	0	0
05:30 PM	0	4	0	0	4	0	0	0	0	0	0	2	0	0	2	0	0	0	0	0	0
05:45 PM	0	2	0	0	2	0	0	0	0	0	0	2	0	0	2	0	0	0	0	0	0
Total	0	23	0	0	23	0	0	0	0	0	0	12	0	0	12	0	0	0	0	0	0
06:00 PM	0	3	0	0	3	0	0	0	0	0	0	1	0	0	1	0	0	0	0	0	0
06:15 PM	0	4	0	0	4	0	0	0	0	0	0	1	0	0	1	0	0	0	0	0	0
06:30 PM	0	2	0	0	2	0	0	0	0	0	0	1	0	0	1	0	0	0	0	0	0
06:45 PM	0	4	0	0	4	0	0	0	0	0	0	2	0	0	2	0	0	0	0	0	0
Total	0	13	0	0	13	0	0	0	0	0	0	5	0	0	5	0	0	0	0	0	0
Grand Total	0	234	0	0	234	1	0	1	0	2	1	273	0	0	274	0	0	1	0	1	511
Apprch %	0	100	0	0		50	0	50	0		0.4	99.6	0	0		0	0	100	0		
Total %	0	45.8	0	0	45.8	0.2	0	0.2	0	0.4	0.2	53.4	0	0	53.6	0	0	0.2	0	0.2	

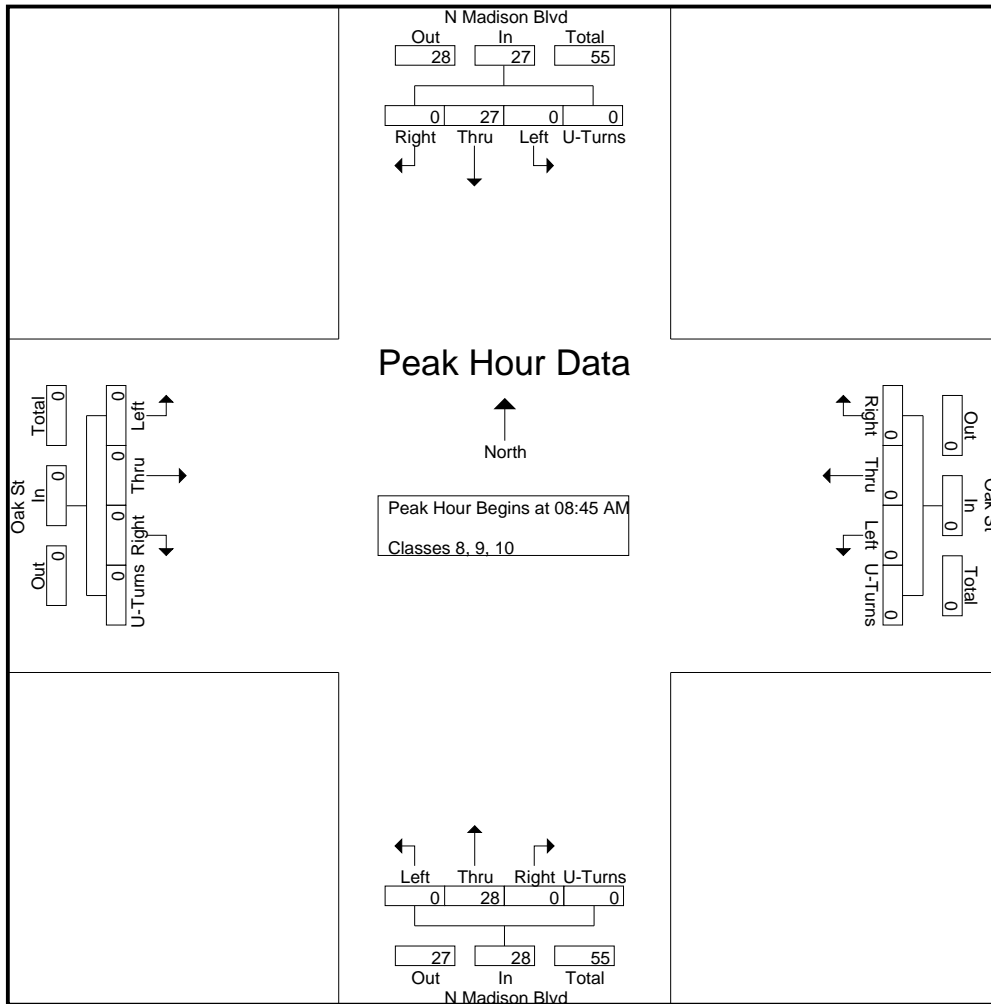


Quality Counts, LLC

920 Blairhill Rd, STE B106
Charlotte, NC 28217

File Name : 14473016 - N Madison Blvd & Oak St
Site Code : 14473016
Start Date : 8/30/2017
Page No : 3

Start Time	N Madison Blvd Southbound					Oak St Westbound					N Madison Blvd Northbound					Oak St Eastbound					Int. Total
	Right	Thru	Left	U-Turns	App. Total	Right	Thru	Left	U-Turns	App. Total	Right	Thru	Left	U-Turns	App. Total	Right	Thru	Left	U-Turns	App. Total	
Peak Hour Analysis From 06:00 AM to 09:45 AM - Peak 1 of 1																					
Peak Hour for Entire Intersection Begins at 08:45 AM																					
08:45 AM	0	8	0	0	8	0	0	0	0	0	0	8	0	0	8	0	0	0	0	0	16
09:00 AM	0	8	0	0	8	0	0	0	0	0	0	2	0	2	0	0	0	0	0	0	10
09:15 AM	0	6	0	0	6	0	0	0	0	0	0	7	0	7	0	0	0	0	0	0	13
09:30 AM	0	5	0	0	5	0	0	0	0	0	0	11	0	11	0	0	0	0	0	0	16
Total Volume	0	27	0	0	27	0	0	0	0	0	0	28	0	28	0	0	0	0	0	0	55
% App. Total	0	100	0	0		0	0	0	0		0	100	0		0	0	0	0			
PHF	.000	.844	.000	.000	.844	.000	.000	.000	.000	.000	.000	.636	.000	.636	.000	.000	.000	.000	.000	.000	.859



Quality Counts, LLC

920 Blairhill Rd, STE B106
Charlotte, NC 28217

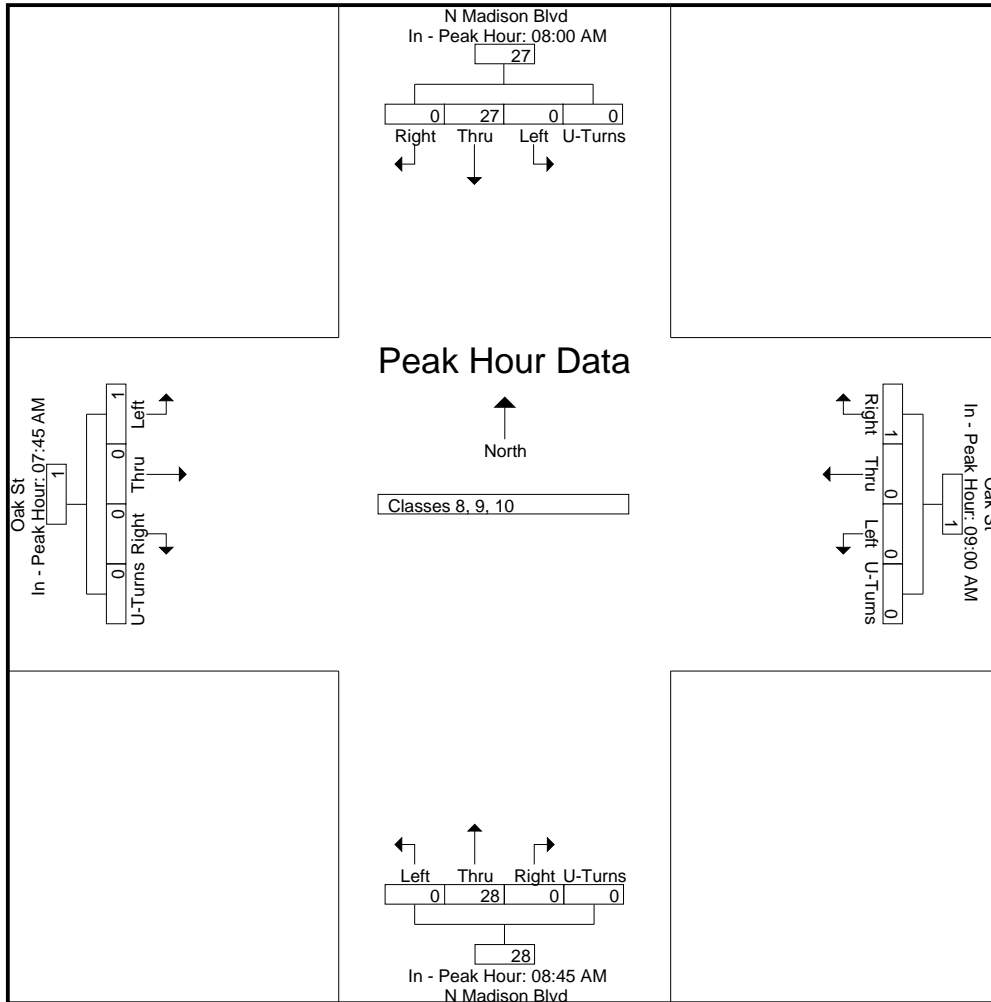
File Name : 14473016 - N Madison Blvd & Oak St
Site Code : 14473016
Start Date : 8/30/2017
Page No : 4

Start Time	N Madison Blvd Southbound					Oak St Westbound					N Madison Blvd Northbound					Oak St Eastbound					Int. Total
	Right	Thru	Left	U-Turns	App. Total	Right	Thru	Left	U-Turns	App. Total	Right	Thru	Left	U-Turns	App. Total	Right	Thru	Left	U-Turns	App. Total	

Peak Hour Analysis From 06:00 AM to 09:45 AM - Peak 1 of 1

Peak Hour for Each Approach Begins at:

	08:00 AM					09:00 AM					08:45 AM					07:45 AM				
+0 mins.	0	8	0	0	8	0	0	0	0	0	0	8	0	0	8	0	0	0	0	0
+15 mins.	0	6	0	0	6	0	0	0	0	0	0	2	0	0	2	0	0	0	0	0
+30 mins.	0	5	0	0	5	0	0	0	0	0	0	7	0	0	7	0	0	0	0	0
+45 mins.	0	8	0	0	8	1	0	0	0	1	0	11	0	0	11	0	0	1	0	1
Total Volume	0	27	0	0	27	1	0	0	0	1	0	28	0	0	28	0	0	1	0	1
% App. Total	0	100	0	0		100	0	0	0		0	100	0	0		0	0	100	0	
PHF	.000	.844	.000	.000	.844	.250	.000	.000	.000	.250	.000	.636	.000	.000	.636	.000	.000	.250	.000	.250

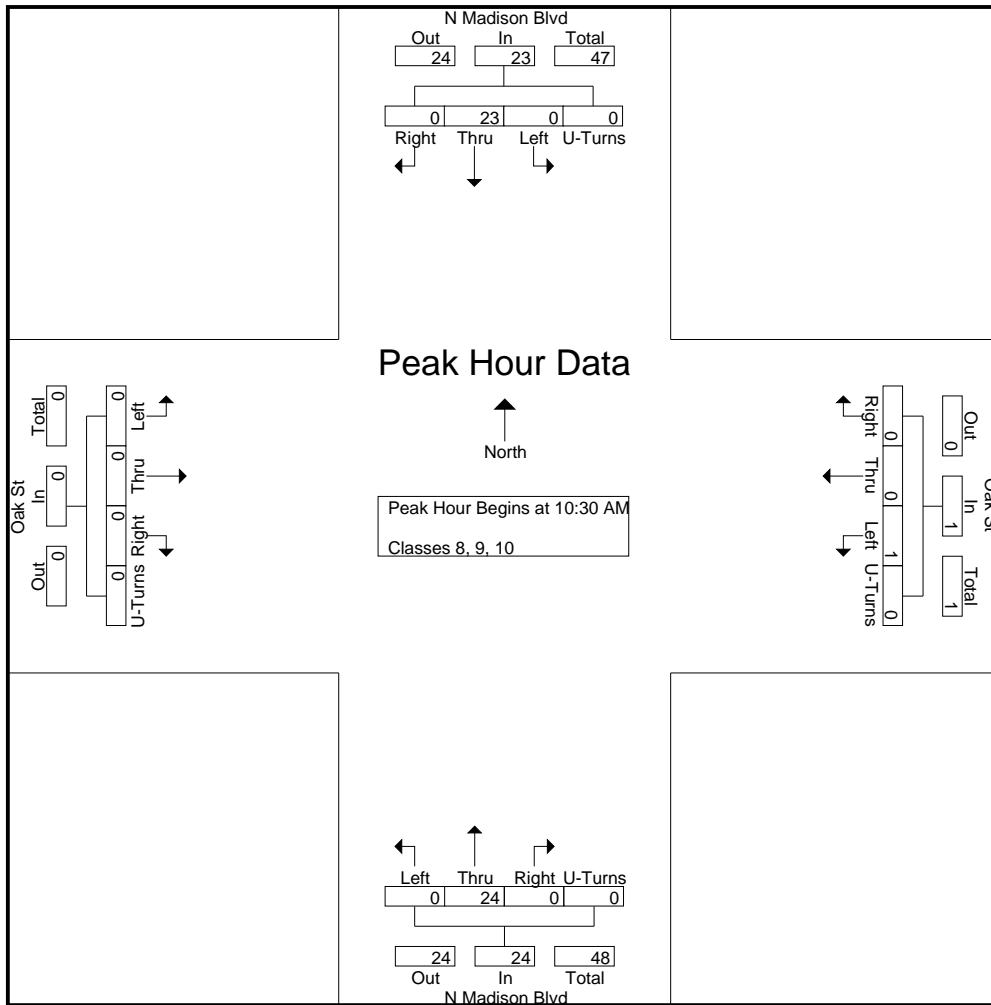


Quality Counts, LLC

920 Blairhill Rd, STE B106
Charlotte, NC 28217

File Name : 14473016 - N Madison Blvd & Oak St
Site Code : 14473016
Start Date : 8/30/2017
Page No : 5

Start Time	N Madison Blvd Southbound					Oak St Westbound					N Madison Blvd Northbound					Oak St Eastbound					Int. Total
	Right	Thru	Left	U-Turns	App. Total	Right	Thru	Left	U-Turns	App. Total	Right	Thru	Left	U-Turns	App. Total	Right	Thru	Left	U-Turns	App. Total	
Peak Hour Analysis From 10:00 AM to 02:45 PM - Peak 1 of 1																					
Peak Hour for Entire Intersection Begins at 10:30 AM																					
10:30 AM	0	7	0	0	7	0	0	1	0	1	0	2	0	0	2	0	0	0	0	0	10
10:45 AM	0	5	0	0	5	0	0	0	0	0	0	5	0	0	5	0	0	0	0	0	10
11:00 AM	0	5	0	0	5	0	0	0	0	0	0	7	0	0	7	0	0	0	0	0	12
11:15 AM	0	6	0	0	6	0	0	0	0	0	0	10	0	0	10	0	0	0	0	0	16
Total Volume	0	23	0	0	23	0	0	1	0	1	0	24	0	0	24	0	0	0	0	0	48
% App. Total	0	100	0	0		0	0	100	0		0	100	0	0		0	0	0	0		
PHF	.000	.821	.000	.000	.821	.000	.000	.250	.000	.250	.000	.600	.000	.000	.600	.000	.000	.000	.000	.000	.750



Quality Counts, LLC

920 Blairhill Rd, STE B106
Charlotte, NC 28217

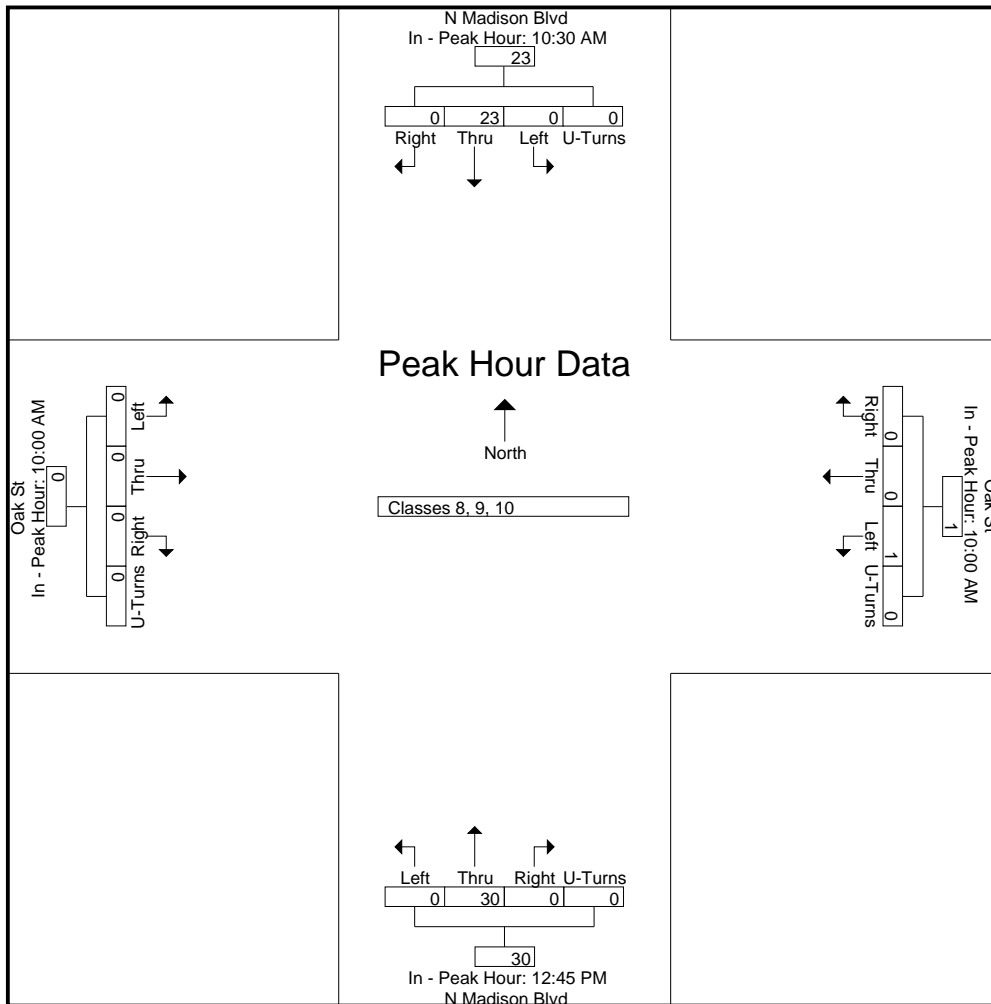
File Name : 14473016 - N Madison Blvd & Oak St
Site Code : 14473016
Start Date : 8/30/2017
Page No : 6

Start Time	N Madison Blvd Southbound					Oak St Westbound					N Madison Blvd Northbound					Oak St Eastbound					Int. Total
	Right	Thru	Left	U-Turns	App. Total	Right	Thru	Left	U-Turns	App. Total	Right	Thru	Left	U-Turns	App. Total	Right	Thru	Left	U-Turns	App. Total	

Peak Hour Analysis From 10:00 AM to 02:45 PM - Peak 1 of 1

Peak Hour for Each Approach Begins at:

	10:30 AM					10:00 AM					12:45 PM					10:00 AM				
+0 mins.	0	7	0	0	7	0	0	0	0	0	0	8	0	0	8	0	0	0	0	0
+15 mins.	0	5	0	0	5	0	0	0	0	0	0	10	0	0	10	0	0	0	0	0
+30 mins.	0	5	0	0	5	0	0	1	0	1	0	2	0	0	2	0	0	0	0	0
+45 mins.	0	6	0	0	6	0	0	0	0	0	0	10	0	0	10	0	0	0	0	0
Total Volume	0	23	0	0	23	0	0	1	0	1	0	30	0	0	30	0	0	0	0	0
% App. Total	0	100	0	0		0	0	100	0		0	100	0	0		0	0	0	0	
PHF	.000	.821	.000	.000	.821	.000	.000	.250	.000	.250	.000	.750	.000	.000	.750	.000	.000	.000	.000	.000



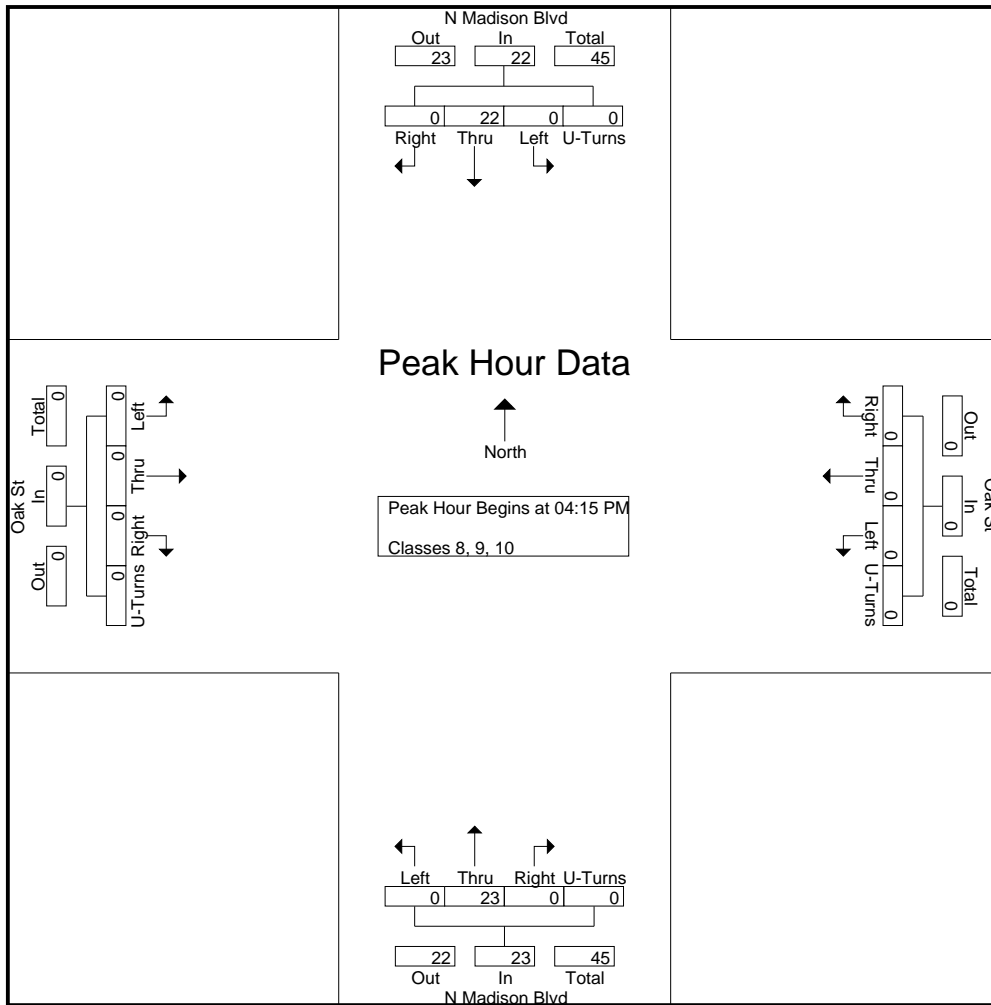
Quality Counts, LLC

920 Blairhill Rd, STE B106
Charlotte, NC 28217

File Name : 14473016 - N Madison Blvd & Oak St
Site Code : 14473016
Start Date : 8/30/2017
Page No : 7

Start Time	N Madison Blvd Southbound					Oak St Westbound					N Madison Blvd Northbound					Oak St Eastbound					Int. Total
	Right	Thru	Left	U-Turns	App. Total	Right	Thru	Left	U-Turns	App. Total	Right	Thru	Left	U-Turns	App. Total	Right	Thru	Left	U-Turns	App. Total	
04:15 PM	0	3	0	0	3	0	0	0	0	0	0	11	0	0	11	0	0	0	0	0	14
04:30 PM	0	5	0	0	5	0	0	0	0	0	0	3	0	3	0	0	0	0	0	0	8
04:45 PM	0	6	0	0	6	0	0	0	0	0	0	5	0	5	0	0	0	0	0	0	11
05:00 PM	0	8	0	0	8	0	0	0	0	0	0	4	0	4	0	0	0	0	0	0	12
Total Volume	0	22	0	0	22	0	0	0	0	0	0	23	0	23	0	0	0	0	0	0	45
% App. Total	0	100	0	0		0	0	0	0		0	100	0		0	0	0	0	0		
PHF	.000	.688	.000	.000	.688	.000	.000	.000	.000	.000	.000	.523	.000	.523	.000	.000	.000	.000	.000	.000	.804

Peak Hour Analysis From 03:00 PM to 06:45 PM - Peak 1 of 1
Peak Hour for Entire Intersection Begins at 04:15 PM



Quality Counts, LLC

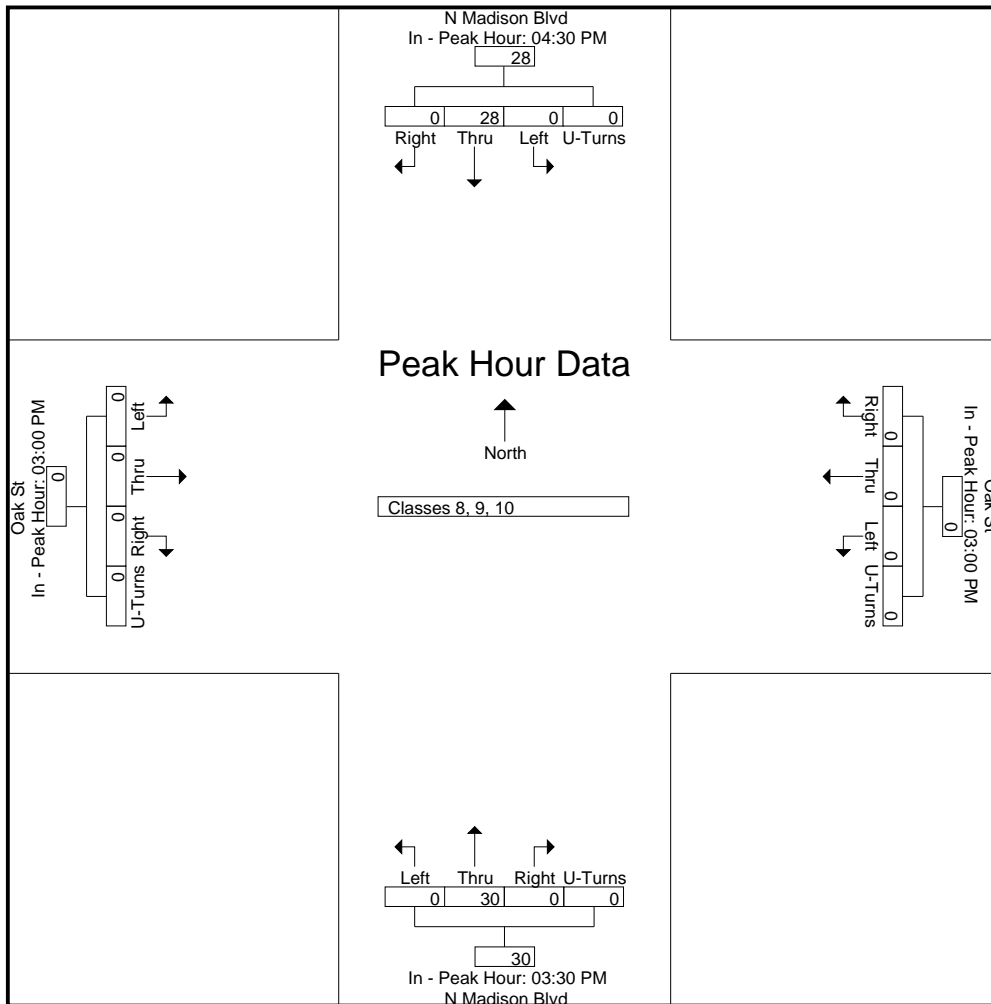
920 Blairhill Rd, STE B106
Charlotte, NC 28217

File Name : 14473016 - N Madison Blvd & Oak St
Site Code : 14473016
Start Date : 8/30/2017
Page No : 8

Start Time	N Madison Blvd Southbound					Oak St Westbound					N Madison Blvd Northbound					Oak St Eastbound					Int. Total
	Right	Thru	Left	U-Turns	App. Total	Right	Thru	Left	U-Turns	App. Total	Right	Thru	Left	U-Turns	App. Total	Right	Thru	Left	U-Turns	App. Total	

Peak Hour Analysis From 03:00 PM to 06:45 PM - Peak 1 of 1
Peak Hour for Each Approach Begins at:

	04:30 PM					03:00 PM					03:30 PM					03:00 PM				
+0 mins.	0	5	0	0	5	0	0	0	0	0	0	9	0	0	9	0	0	0	0	0
+15 mins.	0	6	0	0	6	0	0	0	0	0	0	5	0	0	5	0	0	0	0	0
+30 mins.	0	8	0	0	8	0	0	0	0	0	0	5	0	0	5	0	0	0	0	0
+45 mins.	0	9	0	0	9	0	0	0	0	0	0	11	0	0	11	0	0	0	0	0
Total Volume	0	28	0	0	28	0	0	0	0	0	0	30	0	0	30	0	0	0	0	0
% App. Total	0	100	0	0		0	0	0	0		0	100	0	0		0	0	0	0	
PHF	.000	.778	.000	.000	.778	.000	.000	.000	.000	.000	.000	.682	.000	.000	.682	.000	.000	.000	.000	.000



Quality Counts, LLC

920 Blairhill Rd, STE B106
Charlotte, NC 28217

File Name : 14473016 - N Madison Blvd & Oak St

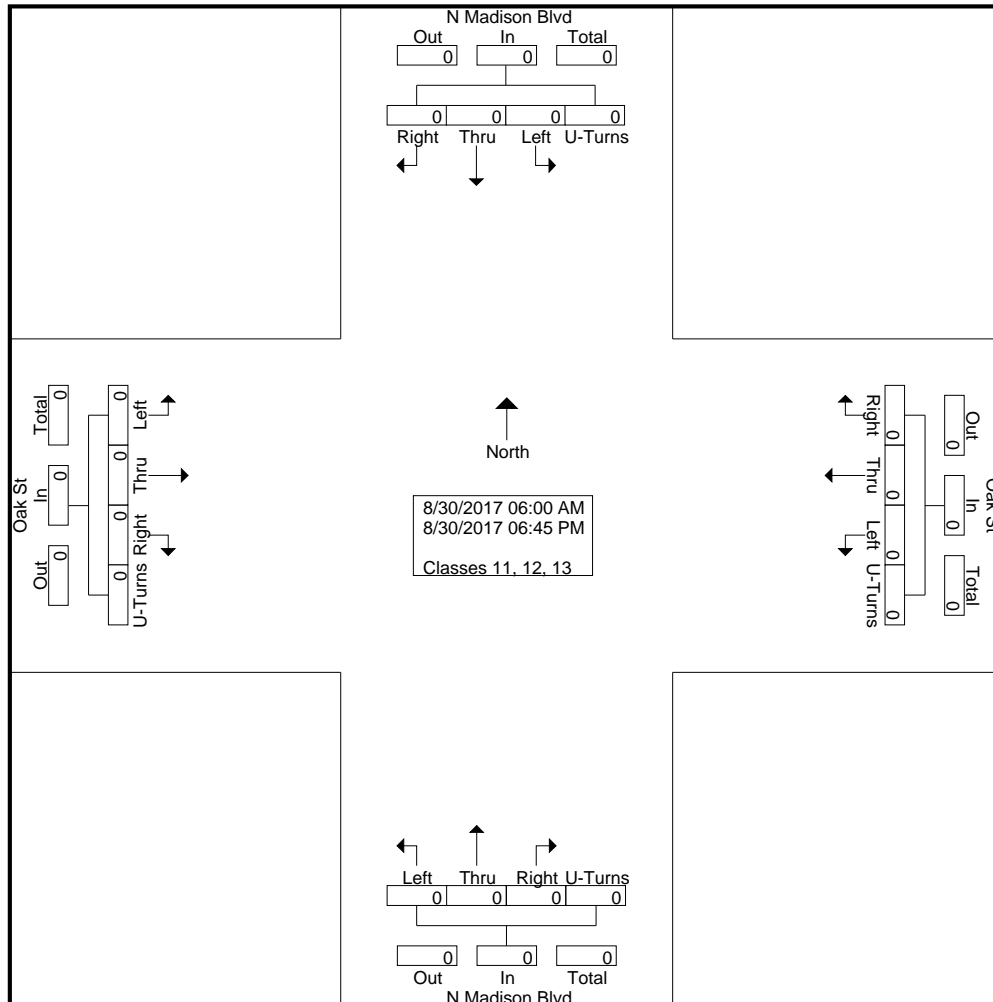
Site Code : 14473016

Start Date : 8/30/2017

Page No : 2

Groups Printed- Classes 11, 12, 13

Start Time	N Madison Blvd Southbound					Oak St Westbound					N Madison Blvd Northbound					Oak St Eastbound					Int. Total					
	Right	Thru	Left	U-Turns	App. Total	Right	Thru	Left	U-Turns	App. Total	Right	Thru	Left	U-Turns	App. Total	Right	Thru	Left	U-Turns	App. Total						
04:00 PM	0	0	0	0	0	0	0	0	0	0	0	0	0	0	0	0	0	0	0	0	0	0	0	0	0	0
04:15 PM	0	0	0	0	0	0	0	0	0	0	0	0	0	0	0	0	0	0	0	0	0	0	0	0	0	0
04:30 PM	0	0	0	0	0	0	0	0	0	0	0	0	0	0	0	0	0	0	0	0	0	0	0	0	0	0
04:45 PM	0	0	0	0	0	0	0	0	0	0	0	0	0	0	0	0	0	0	0	0	0	0	0	0	0	0
Total	0	0	0	0	0	0	0	0	0	0	0	0	0	0	0	0	0	0	0	0	0	0	0	0	0	0
05:00 PM	0	0	0	0	0	0	0	0	0	0	0	0	0	0	0	0	0	0	0	0	0	0	0	0	0	0
05:15 PM	0	0	0	0	0	0	0	0	0	0	0	0	0	0	0	0	0	0	0	0	0	0	0	0	0	0
05:30 PM	0	0	0	0	0	0	0	0	0	0	0	0	0	0	0	0	0	0	0	0	0	0	0	0	0	0
05:45 PM	0	0	0	0	0	0	0	0	0	0	0	0	0	0	0	0	0	0	0	0	0	0	0	0	0	0
Total	0	0	0	0	0	0	0	0	0	0	0	0	0	0	0	0	0	0	0	0	0	0	0	0	0	0
06:00 PM	0	0	0	0	0	0	0	0	0	0	0	0	0	0	0	0	0	0	0	0	0	0	0	0	0	0
06:15 PM	0	0	0	0	0	0	0	0	0	0	0	0	0	0	0	0	0	0	0	0	0	0	0	0	0	0
06:30 PM	0	0	0	0	0	0	0	0	0	0	0	0	0	0	0	0	0	0	0	0	0	0	0	0	0	0
06:45 PM	0	0	0	0	0	0	0	0	0	0	0	0	0	0	0	0	0	0	0	0	0	0	0	0	0	0
Total	0	0	0	0	0	0	0	0	0	0	0	0	0	0	0	0	0	0	0	0	0	0	0	0	0	0
Grand Total	0	0	0	0	0	0	0	0	0	0	0	0	0	0	0	0	0	0	0	0	0	0	0	0	0	0
Apprch %	0	0	0	0		0	0	0	0		0	0	0	0		0	0	0	0		0	0	0	0		
Total %																										

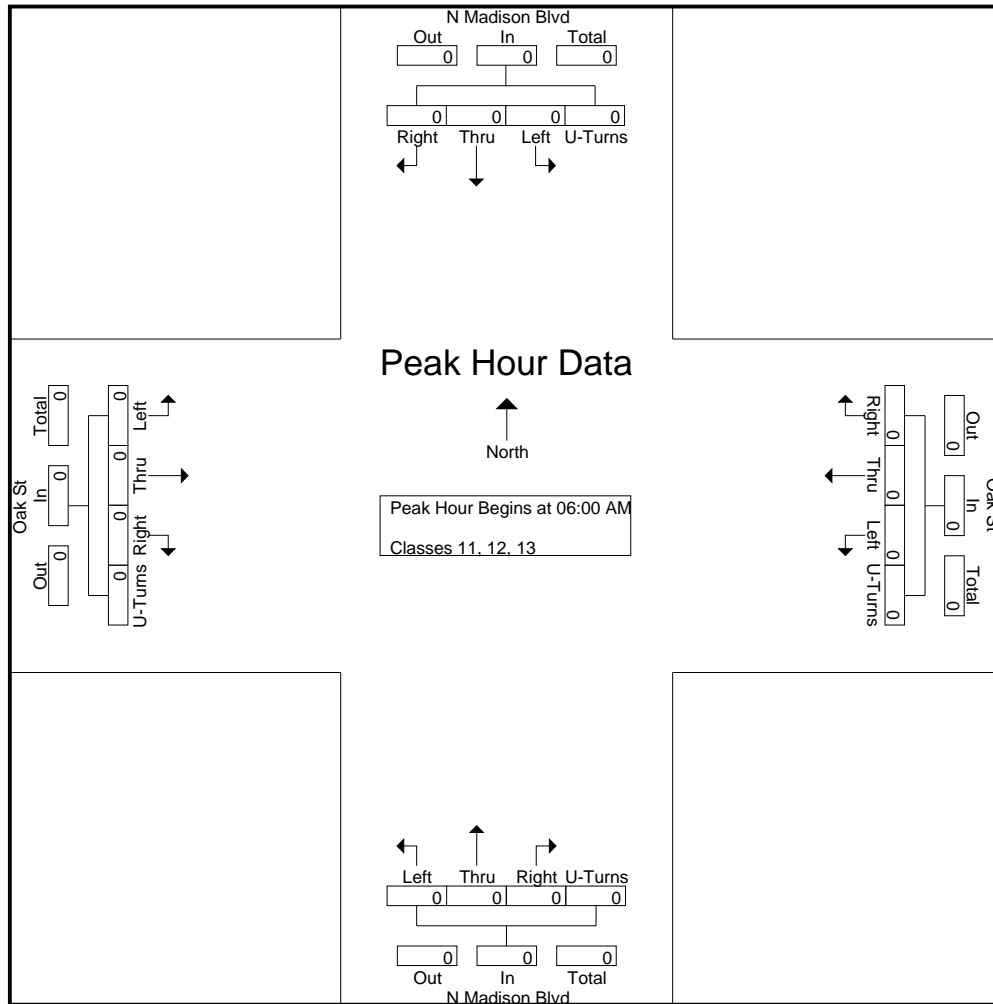


Quality Counts, LLC

920 Blairhill Rd, STE B106
Charlotte, NC 28217

File Name : 14473016 - N Madison Blvd & Oak St
Site Code : 14473016
Start Date : 8/30/2017
Page No : 3

Start Time	N Madison Blvd Southbound					Oak St Westbound					N Madison Blvd Northbound					Oak St Eastbound					Int. Total	
	Right	Thru	Left	U-Turns	App. Total	Right	Thru	Left	U-Turns	App. Total	Right	Thru	Left	U-Turns	App. Total	Right	Thru	Left	U-Turns	App. Total		
Peak Hour Analysis From 06:00 AM to 09:45 AM - Peak 1 of 1																						
Peak Hour for Entire Intersection Begins at 06:00 AM																						
06:00 AM	0	0	0	0	0	0	0	0	0	0	0	0	0	0	0	0	0	0	0	0	0	0
06:15 AM	0	0	0	0	0	0	0	0	0	0	0	0	0	0	0	0	0	0	0	0	0	0
06:30 AM	0	0	0	0	0	0	0	0	0	0	0	0	0	0	0	0	0	0	0	0	0	0
06:45 AM	0	0	0	0	0	0	0	0	0	0	0	0	0	0	0	0	0	0	0	0	0	0
Total Volume	0	0	0	0	0	0	0	0	0	0	0	0	0	0	0	0	0	0	0	0	0	0
% App. Total	0	0	0	0	0	0	0	0	0	0	0	0	0	0	0	0	0	0	0	0	0	0
PHF	.000	.000	.000	.000	.000	.000	.000	.000	.000	.000	.000	.000	.000	.000	.000	.000	.000	.000	.000	.000	.000	.000



Quality Counts, LLC

920 Blairhill Rd, STE B106
Charlotte, NC 28217

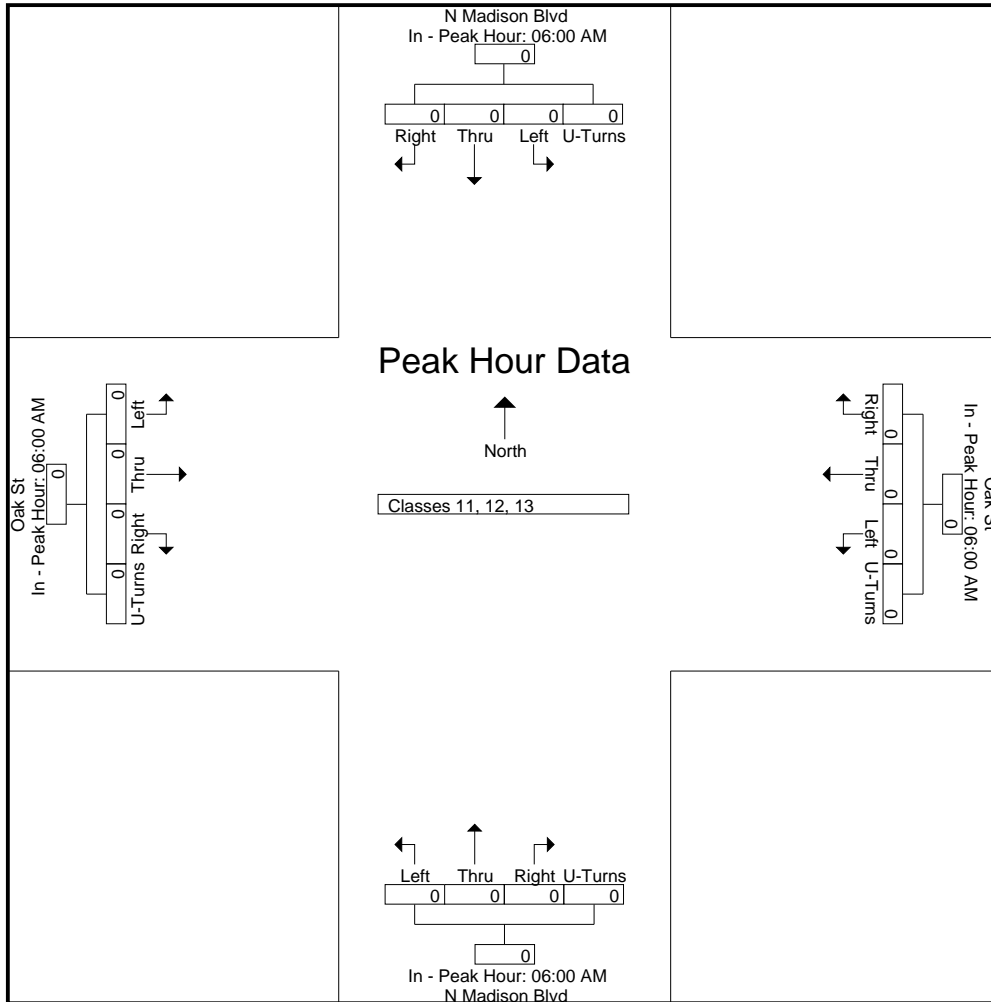
File Name : 14473016 - N Madison Blvd & Oak St
Site Code : 14473016
Start Date : 8/30/2017
Page No : 4

Start Time	N Madison Blvd Southbound					Oak St Westbound					N Madison Blvd Northbound					Oak St Eastbound					Int. Total
	Right	Thru	Left	U-Turns	App. Total	Right	Thru	Left	U-Turns	App. Total	Right	Thru	Left	U-Turns	App. Total	Right	Thru	Left	U-Turns	App. Total	

Peak Hour Analysis From 06:00 AM to 09:45 AM - Peak 1 of 1

Peak Hour for Each Approach Begins at:

	06:00 AM					06:00 AM					06:00 AM					06:00 AM				
+0 mins.	0	0	0	0	0	0	0	0	0	0	0	0	0	0	0	0	0	0	0	0
+15 mins.	0	0	0	0	0	0	0	0	0	0	0	0	0	0	0	0	0	0	0	0
+30 mins.	0	0	0	0	0	0	0	0	0	0	0	0	0	0	0	0	0	0	0	0
+45 mins.	0	0	0	0	0	0	0	0	0	0	0	0	0	0	0	0	0	0	0	0
Total Volume	0	0	0	0	0	0	0	0	0	0	0	0	0	0	0	0	0	0	0	0
% App. Total	0	0	0	0	0	0	0	0	0	0	0	0	0	0	0	0	0	0	0	0
PHF	.000	.000	.000	.000	.000	.000	.000	.000	.000	.000	.000	.000	.000	.000	.000	.000	.000	.000	.000	.000



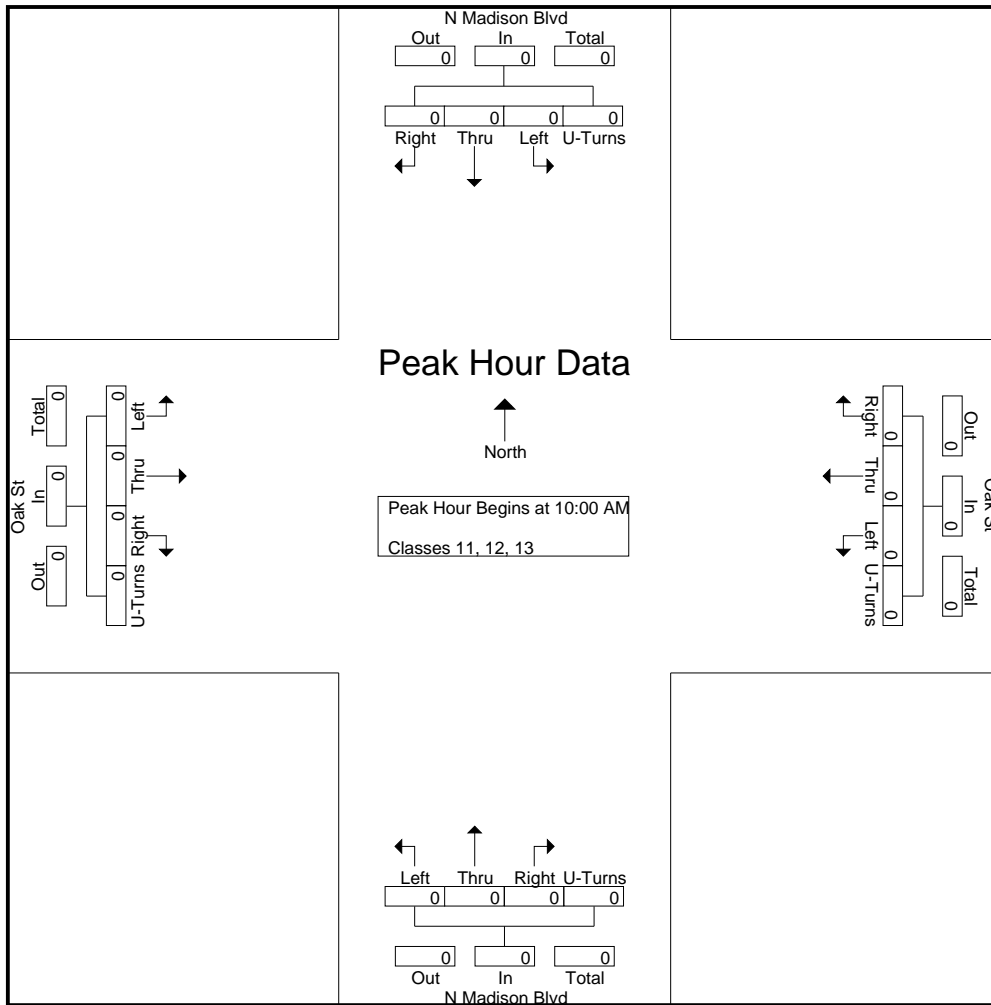
Quality Counts, LLC

920 Blairhill Rd, STE B106
Charlotte, NC 28217

File Name : 14473016 - N Madison Blvd & Oak St
Site Code : 14473016
Start Date : 8/30/2017
Page No : 5

Start Time	N Madison Blvd Southbound					Oak St Westbound					N Madison Blvd Northbound					Oak St Eastbound					Int. Total
	Right	Thru	Left	U-Turns	App. Total	Right	Thru	Left	U-Turns	App. Total	Right	Thru	Left	U-Turns	App. Total	Right	Thru	Left	U-Turns	App. Total	
10:00 AM	0	0	0	0	0	0	0	0	0	0	0	0	0	0	0	0	0	0	0	0	0
10:15 AM	0	0	0	0	0	0	0	0	0	0	0	0	0	0	0	0	0	0	0	0	0
10:30 AM	0	0	0	0	0	0	0	0	0	0	0	0	0	0	0	0	0	0	0	0	0
10:45 AM	0	0	0	0	0	0	0	0	0	0	0	0	0	0	0	0	0	0	0	0	0
Total Volume	0	0	0	0	0	0	0	0	0	0	0	0	0	0	0	0	0	0	0	0	0
% App. Total	0	0	0	0	0	0	0	0	0	0	0	0	0	0	0	0	0	0	0	0	0
PHF	.000	.000	.000	.000	.000	.000	.000	.000	.000	.000	.000	.000	.000	.000	.000	.000	.000	.000	.000	.000	.000

Peak Hour Analysis From 10:00 AM to 02:45 PM - Peak 1 of 1
Peak Hour for Entire Intersection Begins at 10:00 AM



Quality Counts, LLC

920 Blairhill Rd, STE B106
Charlotte, NC 28217

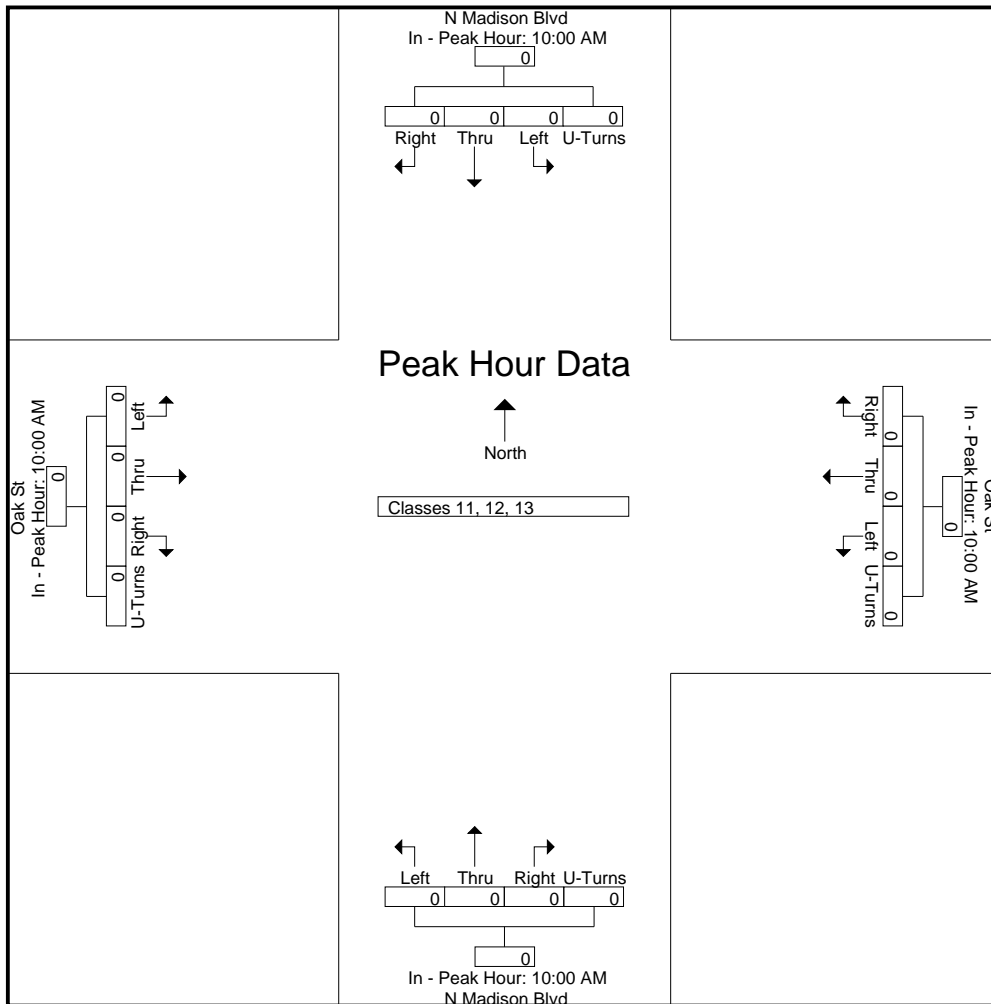
File Name : 14473016 - N Madison Blvd & Oak St
Site Code : 14473016
Start Date : 8/30/2017
Page No : 6

Start Time	N Madison Blvd Southbound					Oak St Westbound					N Madison Blvd Northbound					Oak St Eastbound					Int. Total
	Rig ht	Thr u	Left	U-Turns	App. Total	Rig ht	Thr u	Left	U-Turns	App. Total	Rig ht	Thr u	Left	U-Turns	App. Total	Rig ht	Thr u	Left	U-Turns	App. Total	

Peak Hour Analysis From 10:00 AM to 02:45 PM - Peak 1 of 1

Peak Hour for Each Approach Begins at:

	10:00 AM					10:00 AM					10:00 AM					10:00 AM									
+0 mins.	0	0	0	0	0	0	0	0	0	0	0	0	0	0	0	0	0	0	0	0	0	0	0	0	0
+15 mins.	0	0	0	0	0	0	0	0	0	0	0	0	0	0	0	0	0	0	0	0	0	0	0	0	0
+30 mins.	0	0	0	0	0	0	0	0	0	0	0	0	0	0	0	0	0	0	0	0	0	0	0	0	0
+45 mins.	0	0	0	0	0	0	0	0	0	0	0	0	0	0	0	0	0	0	0	0	0	0	0	0	0
Total Volume	0	0	0	0	0	0	0	0	0	0	0	0	0	0	0	0	0	0	0	0	0	0	0	0	0
% App. Total	0	0	0	0	0	0	0	0	0	0	0	0	0	0	0	0	0	0	0	0	0	0	0	0	0
PHF	.000	.000	.000	.000	.000	.000	.000	.000	.000	.000	.000	.000	.000	.000	.000	.000	.000	.000	.000	.000	.000	.000	.000	.000	.000



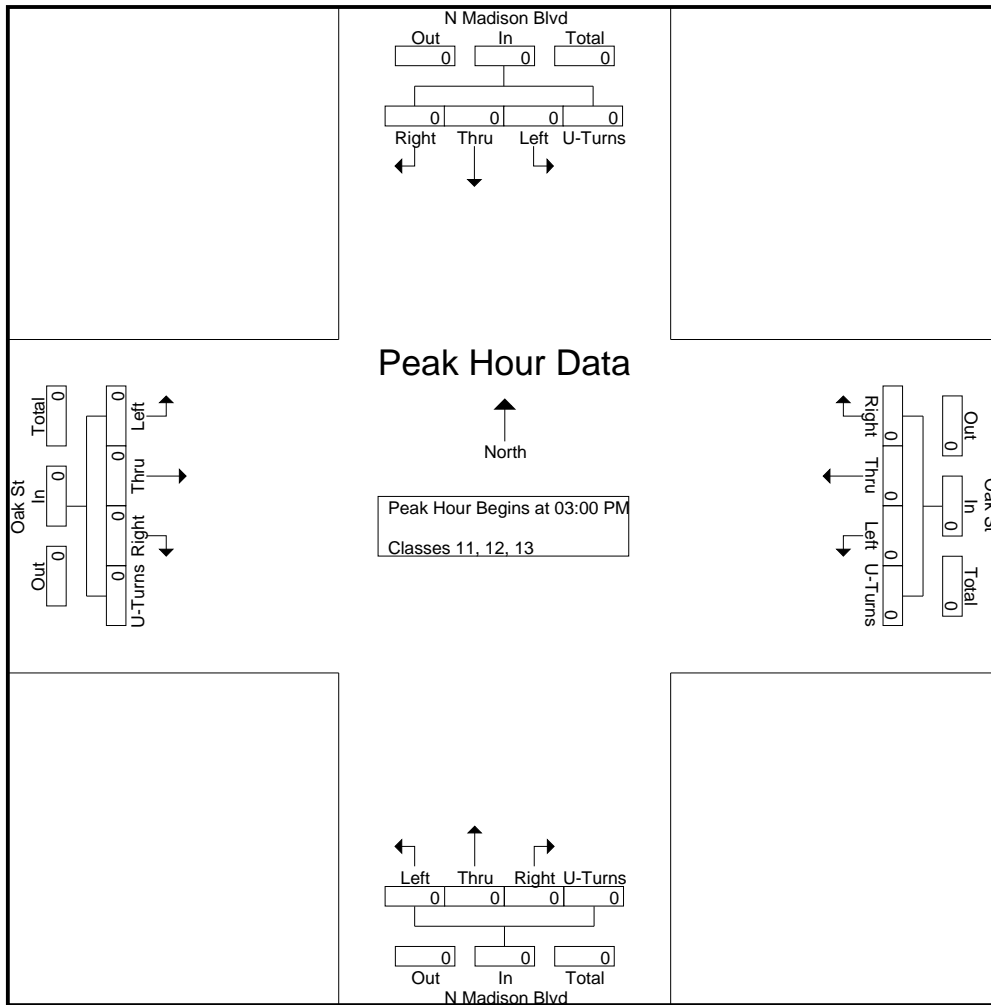
Quality Counts, LLC

920 Blairhill Rd, STE B106
Charlotte, NC 28217

File Name : 14473016 - N Madison Blvd & Oak St
Site Code : 14473016
Start Date : 8/30/2017
Page No : 7

Start Time	N Madison Blvd Southbound					Oak St Westbound					N Madison Blvd Northbound					Oak St Eastbound					Int. Total
	Right	Thru	Left	U-Turns	App. Total	Right	Thru	Left	U-Turns	App. Total	Right	Thru	Left	U-Turns	App. Total	Right	Thru	Left	U-Turns	App. Total	
03:00 PM	0	0	0	0	0	0	0	0	0	0	0	0	0	0	0	0	0	0	0	0	0
03:15 PM	0	0	0	0	0	0	0	0	0	0	0	0	0	0	0	0	0	0	0	0	0
03:30 PM	0	0	0	0	0	0	0	0	0	0	0	0	0	0	0	0	0	0	0	0	0
03:45 PM	0	0	0	0	0	0	0	0	0	0	0	0	0	0	0	0	0	0	0	0	0
Total Volume	0	0	0	0	0	0	0	0	0	0	0	0	0	0	0	0	0	0	0	0	0
% App. Total	0	0	0	0	0	0	0	0	0	0	0	0	0	0	0	0	0	0	0	0	0
PHF	.000	.000	.000	.000	.000	.000	.000	.000	.000	.000	.000	.000	.000	.000	.000	.000	.000	.000	.000	.000	.000

Peak Hour Analysis From 03:00 PM to 06:45 PM - Peak 1 of 1
Peak Hour for Entire Intersection Begins at 03:00 PM



Quality Counts, LLC

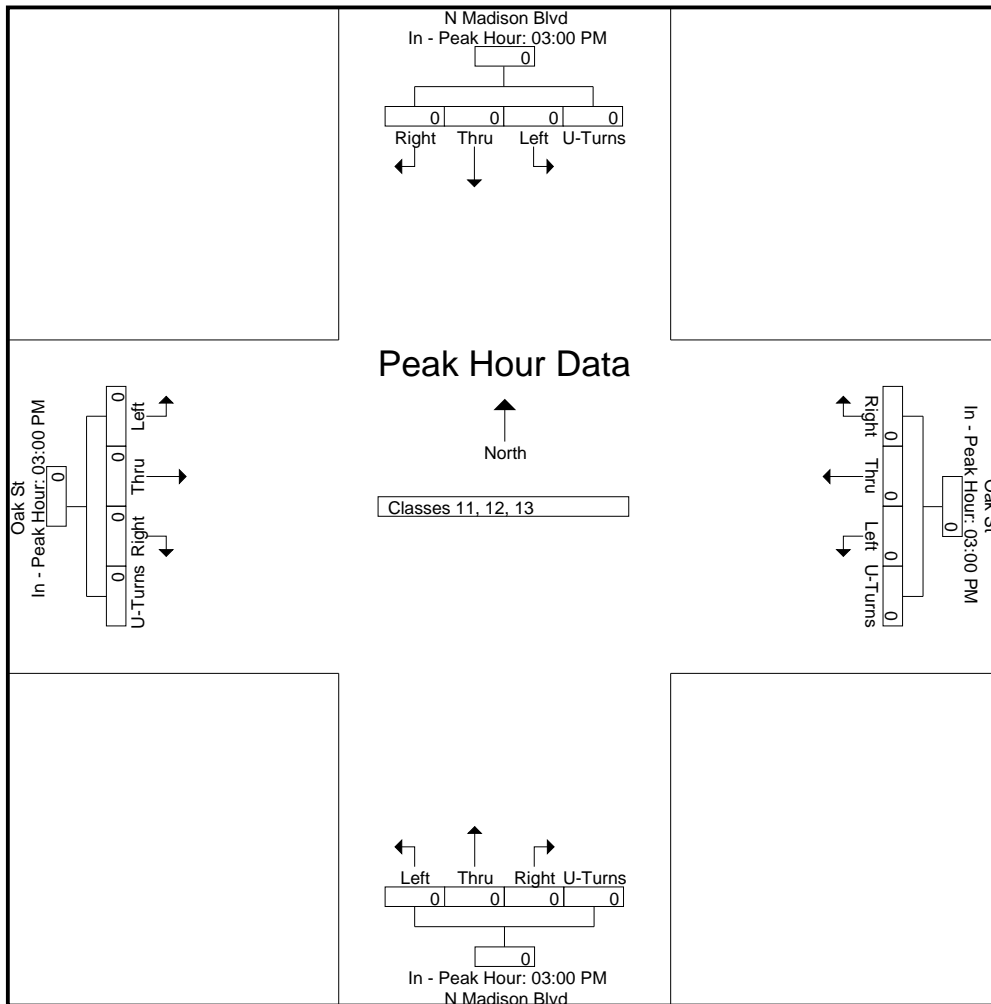
920 Blairhill Rd, STE B106
Charlotte, NC 28217

File Name : 14473016 - N Madison Blvd & Oak St
Site Code : 14473016
Start Date : 8/30/2017
Page No : 8

Start Time	N Madison Blvd Southbound					Oak St Westbound					N Madison Blvd Northbound					Oak St Eastbound					Int. Total
	Right	Thru	Left	U-Turns	App. Total	Right	Thru	Left	U-Turns	App. Total	Right	Thru	Left	U-Turns	App. Total	Right	Thru	Left	U-Turns	App. Total	

Peak Hour Analysis From 03:00 PM to 06:45 PM - Peak 1 of 1
Peak Hour for Each Approach Begins at:

	03:00 PM					03:00 PM					03:00 PM					03:00 PM									
+0 mins.	0	0	0	0	0	0	0	0	0	0	0	0	0	0	0	0	0	0	0	0	0	0	0	0	0
+15 mins.	0	0	0	0	0	0	0	0	0	0	0	0	0	0	0	0	0	0	0	0	0	0	0	0	0
+30 mins.	0	0	0	0	0	0	0	0	0	0	0	0	0	0	0	0	0	0	0	0	0	0	0	0	0
+45 mins.	0	0	0	0	0	0	0	0	0	0	0	0	0	0	0	0	0	0	0	0	0	0	0	0	0
Total Volume	0	0	0	0	0	0	0	0	0	0	0	0	0	0	0	0	0	0	0	0	0	0	0	0	0
% App. Total	0	0	0	0	0	0	0	0	0	0	0	0	0	0	0	0	0	0	0	0	0	0	0	0	0
PHF	.000	.000	.000	.000	.000	.000	.000	.000	.000	.000	.000	.000	.000	.000	.000	.000	.000	.000	.000	.000	.000	.000	.000	.000	.000



Quality Counts, LLC

920 Blairhill Rd, STE B106
Charlotte, NC 28217

File Name : 14473016 - N Madison Blvd & Oak St

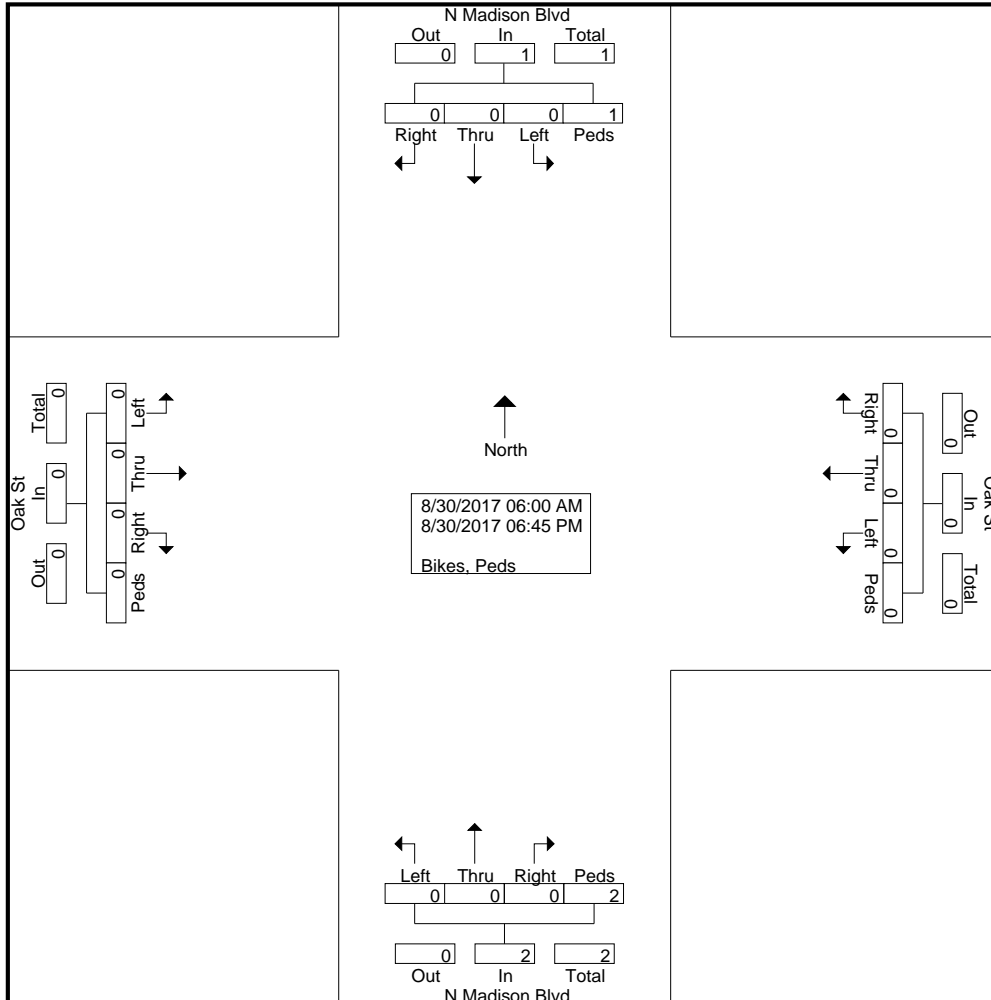
Site Code : 14473016

Start Date : 8/30/2017

Page No : 2

Groups Printed- Bikes, Peds

Start Time	N Madison Blvd Southbound					Oak St Westbound					N Madison Blvd Northbound					Oak St Eastbound					Int. Total	
	Right	Thru	Left	Peds	App. Total	Right	Thru	Left	Peds	App. Total	Right	Thru	Left	Peds	App. Total	Right	Thru	Left	Peds	App. Total		
04:00 PM	0	0	0	0	0	0	0	0	0	0	0	0	0	0	0	0	0	0	0	0	0	0
04:15 PM	0	0	0	0	0	0	0	0	0	0	0	0	0	0	0	0	0	0	0	0	0	0
04:30 PM	0	0	0	0	0	0	0	0	0	0	0	0	0	0	0	0	0	0	0	0	0	0
04:45 PM	0	0	0	0	0	0	0	0	0	0	0	0	0	0	0	0	0	0	0	0	0	0
Total	0	0	0	0	0	0	0	0	0	0	0	0	0	0	0	0	0	0	0	0	0	0
05:00 PM	0	0	0	0	0	0	0	0	0	0	0	0	0	0	0	0	0	0	0	0	0	0
05:15 PM	0	0	0	0	0	0	0	0	0	0	0	0	0	0	0	0	0	0	0	0	0	0
05:30 PM	0	0	0	0	0	0	0	0	0	0	0	0	0	0	0	0	0	0	0	0	0	0
05:45 PM	0	0	0	0	0	0	0	0	0	0	0	0	0	0	0	0	0	0	0	0	0	0
Total	0	0	0	0	0	0	0	0	0	0	0	0	0	0	0	0	0	0	0	0	0	0
06:00 PM	0	0	0	0	0	0	0	0	0	0	0	0	0	0	0	0	0	0	0	0	0	0
06:15 PM	0	0	0	0	0	0	0	0	0	0	0	0	0	0	0	0	0	0	0	0	0	0
06:30 PM	0	0	0	0	0	0	0	0	0	0	0	0	0	0	0	0	0	0	0	0	0	0
06:45 PM	0	0	0	0	0	0	0	0	0	0	0	0	0	0	0	0	0	0	0	0	0	0
Total	0	0	0	0	0	0	0	0	0	0	0	0	0	0	0	0	0	0	0	0	0	0
Grand Total	0	0	0	1	1	0	0	0	0	0	0	0	0	2	2	0	0	0	0	0	0	3
Apprch %	0	0	0	100		0	0	0	0		0	0	0	100		0	0	0	0		0	
Total %	0	0	0	33.3	33.3	0	0	0	0	0	0	0	0	66.7	66.7	0	0	0	0	0	0	

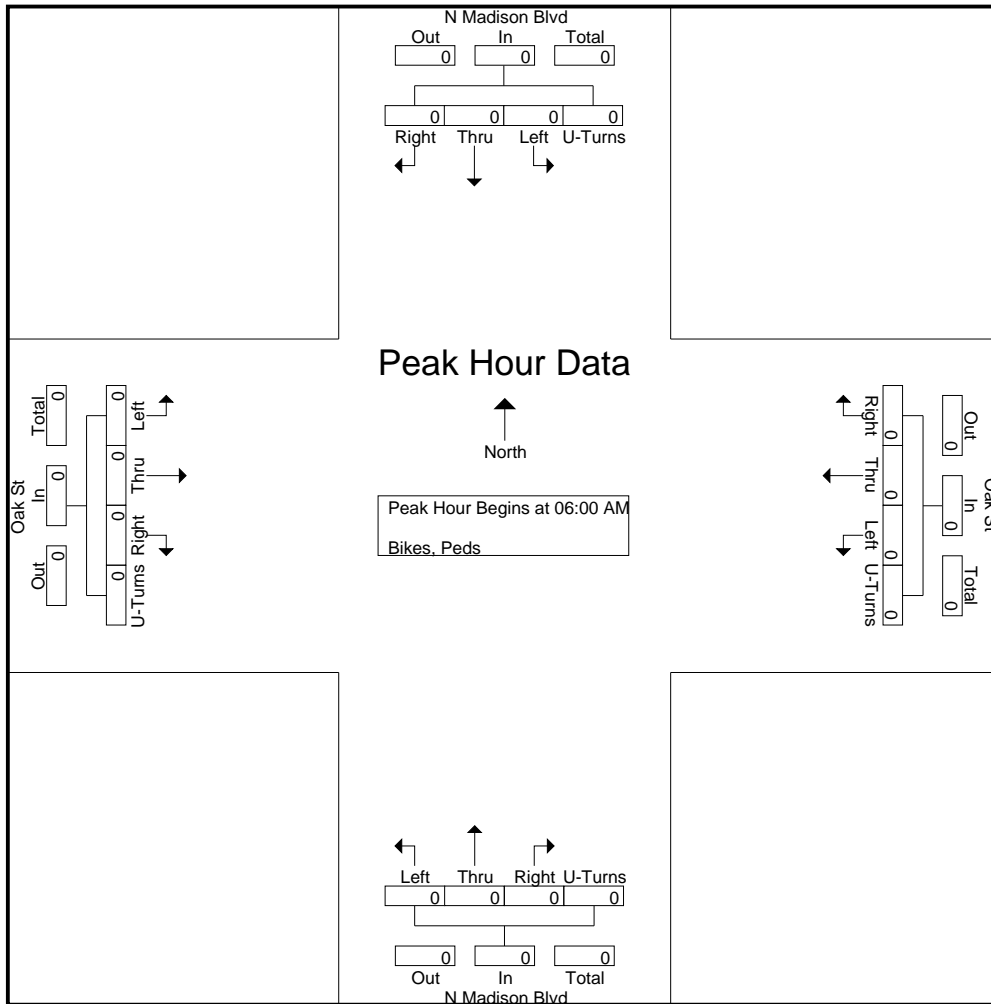


Quality Counts, LLC

920 Blairhill Rd, STE B106
Charlotte, NC 28217

File Name : 14473016 - N Madison Blvd & Oak St
Site Code : 14473016
Start Date : 8/30/2017
Page No : 3

Start Time	N Madison Blvd Southbound					Oak St Westbound					N Madison Blvd Northbound					Oak St Eastbound					Int. Total	
	Right	Thru	Left	Peds	App. Total	Right	Thru	Left	Peds	App. Total	Right	Thru	Left	Peds	App. Total	Right	Thru	Left	Peds	App. Total		
Peak Hour Analysis From 06:00 AM to 09:45 AM - Peak 1 of 1																						
Peak Hour for Entire Intersection Begins at 06:00 AM																						
06:00 AM	0	0	0	0	0	0	0	0	0	0	0	0	0	0	0	0	0	0	0	0	0	0
06:15 AM	0	0	0	0	0	0	0	0	0	0	0	0	0	0	0	0	0	0	0	0	0	0
06:30 AM	0	0	0	0	0	0	0	0	0	0	0	0	0	0	0	0	0	0	0	0	0	0
06:45 AM	0	0	0	0	0	0	0	0	0	0	0	0	0	0	0	0	0	0	0	0	0	0
Total Volume	0	0	0	0	0	0	0	0	0	0	0	0	0	0	0	0	0	0	0	0	0	0
% App. Total	0	0	0	0	0	0	0	0	0	0	0	0	0	0	0	0	0	0	0	0	0	0
PHF	.000	.000	.000	.000	.000	.000	.000	.000	.000	.000	.000	.000	.000	.000	.000	.000	.000	.000	.000	.000	.000	.000



Quality Counts, LLC

920 Blairhill Rd, STE B106
Charlotte, NC 28217

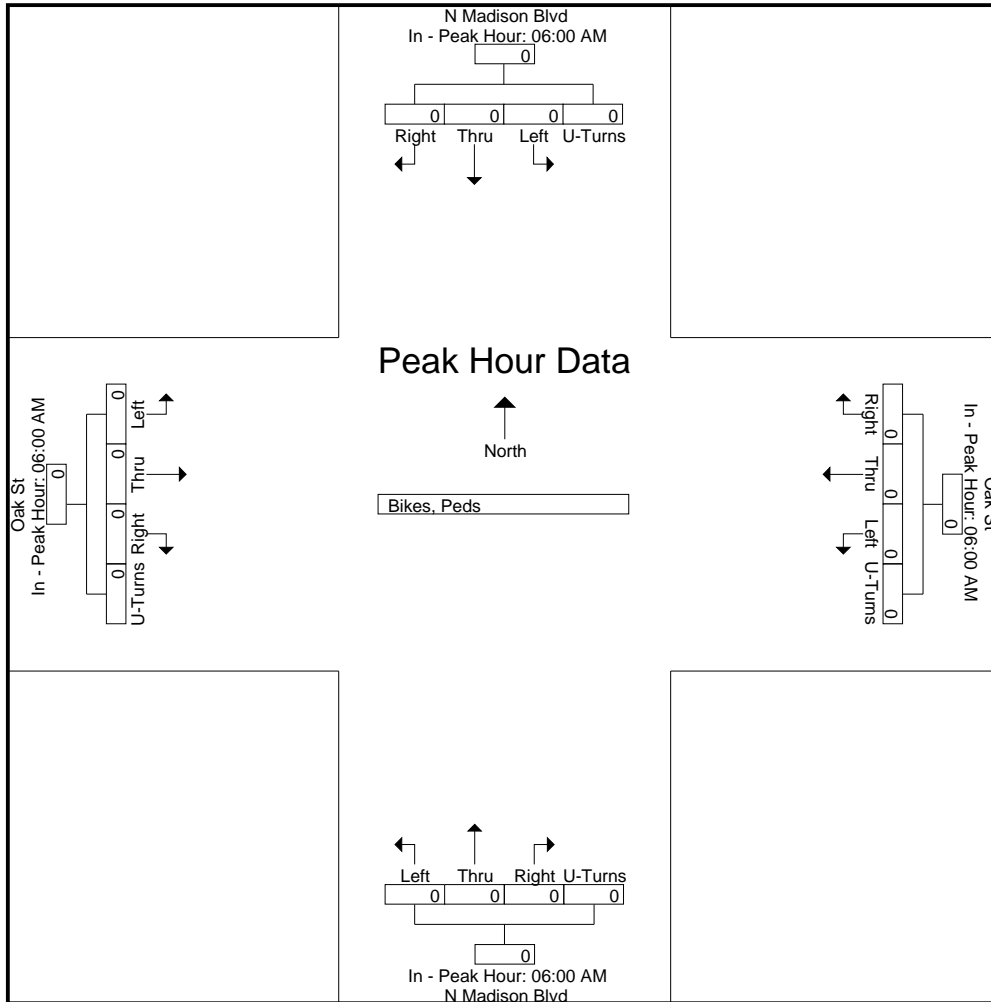
File Name : 14473016 - N Madison Blvd & Oak St
Site Code : 14473016
Start Date : 8/30/2017
Page No : 4

Start Time	N Madison Blvd Southbound					Oak St Westbound					N Madison Blvd Northbound					Oak St Eastbound					Int. Total
	Right	Thru	Left	Peds	App. Total	Right	Thru	Left	Peds	App. Total	Right	Thru	Left	Peds	App. Total	Right	Thru	Left	Peds	App. Total	

Peak Hour Analysis From 06:00 AM to 09:45 AM - Peak 1 of 1

Peak Hour for Each Approach Begins at:

	06:00 AM					06:00 AM					06:00 AM					06:00 AM									
+0 mins.	0	0	0	0	0	0	0	0	0	0	0	0	0	0	0	0	0	0	0	0	0	0	0	0	0
+15 mins.	0	0	0	0	0	0	0	0	0	0	0	0	0	0	0	0	0	0	0	0	0	0	0	0	0
+30 mins.	0	0	0	0	0	0	0	0	0	0	0	0	0	0	0	0	0	0	0	0	0	0	0	0	0
+45 mins.	0	0	0	0	0	0	0	0	0	0	0	0	0	0	0	0	0	0	0	0	0	0	0	0	0
Total Volume	0	0	0	0	0	0	0	0	0	0	0	0	0	0	0	0	0	0	0	0	0	0	0	0	0
% App. Total	0	0	0	0	0	0	0	0	0	0	0	0	0	0	0	0	0	0	0	0	0	0	0	0	0
PHF	.000	.000	.000	.000	.000	.000	.000	.000	.000	.000	.000	.000	.000	.000	.000	.000	.000	.000	.000	.000	.000	.000	.000	.000	.000

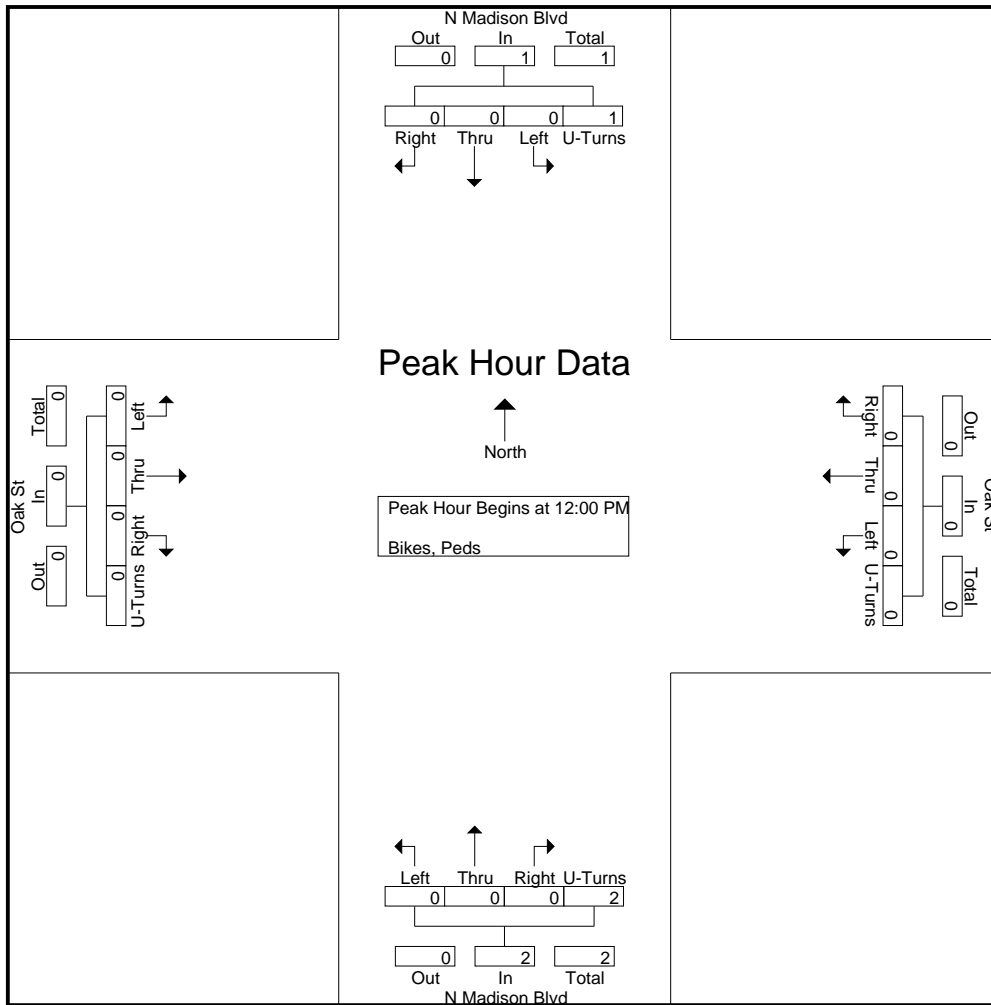


Quality Counts, LLC

920 Blairhill Rd, STE B106
Charlotte, NC 28217

File Name : 14473016 - N Madison Blvd & Oak St
Site Code : 14473016
Start Date : 8/30/2017
Page No : 5

Start Time	N Madison Blvd Southbound					Oak St Westbound					N Madison Blvd Northbound					Oak St Eastbound					Int. Total
	Rig ht	Thr u	Left	Ped s	App. Total	Rig ht	Thr u	Left	Ped s	App. Total	Right	Thr u	Left	Peds	App. Total	Right	Thr u	Left	Peds	App. Total	
Peak Hour Analysis From 10:00 AM to 02:45 PM - Peak 1 of 1																					
Peak Hour for Entire Intersection Begins at 12:00 PM																					
12:00 PM	0	0	0	0	0	0	0	0	0	0	0	0	0	2	2	0	0	0	0	0	2
12:15 PM	0	0	0	0	0	0	0	0	0	0	0	0	0	0	0	0	0	0	0	0	0
12:30 PM	0	0	0	0	0	0	0	0	0	0	0	0	0	0	0	0	0	0	0	0	0
12:45 PM	0	0	0	1	1	0	0	0	0	0	0	0	0	0	0	0	0	0	0	0	1
Total Volume	0	0	0	1	1	0	0	0	0	0	0	0	0	2	2	0	0	0	0	0	3
% App. Total	0	0	0	100		0	0	0	0		0	0	0	100		0	0	0	0		
PHF	.000	.000	.000	.250	.250	.000	.000	.000	.000	.000	.000	.000	.000	.250	.250	.000	.000	.000	.000	.000	.375



Quality Counts, LLC

920 Blairhill Rd, STE B106
Charlotte, NC 28217

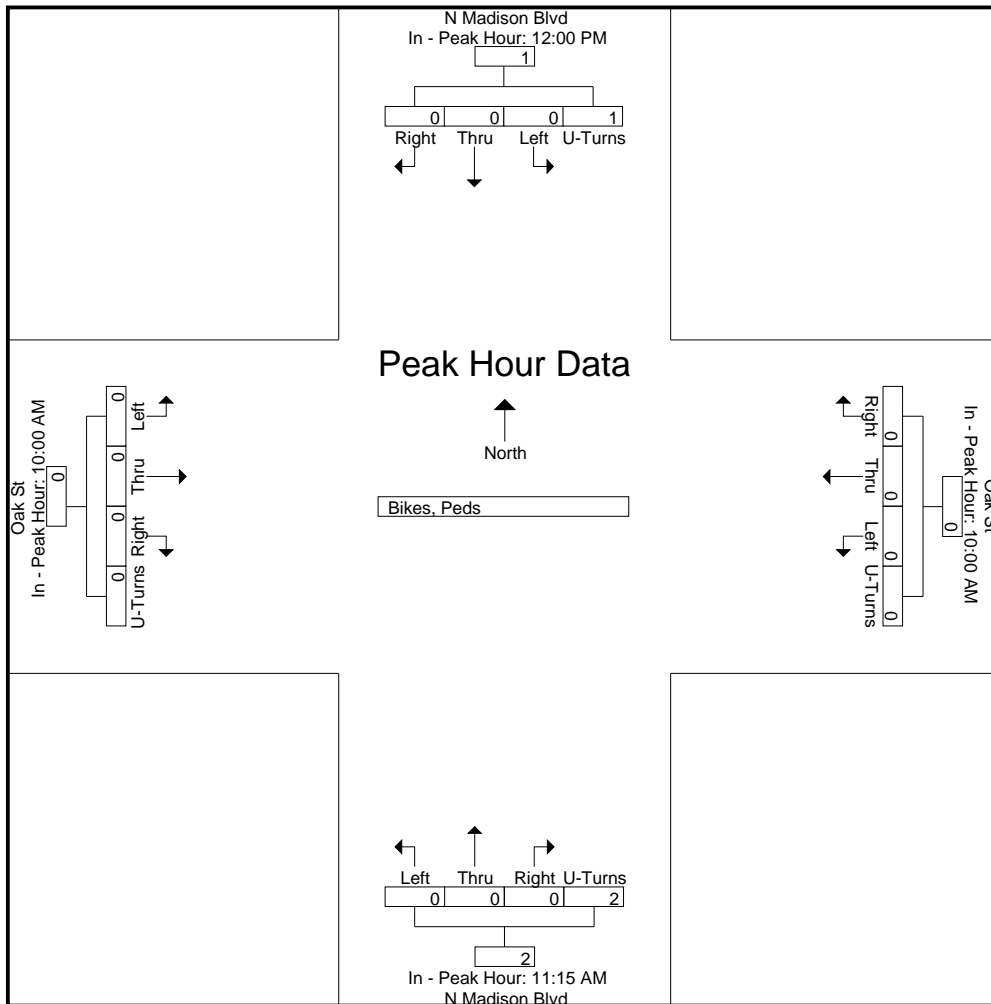
File Name : 14473016 - N Madison Blvd & Oak St
Site Code : 14473016
Start Date : 8/30/2017
Page No : 6

Start Time	N Madison Blvd Southbound					Oak St Westbound					N Madison Blvd Northbound					Oak St Eastbound					Int. Total
	Rig ht	Thr u	Left	Ped s	App. Total	Rig ht	Thr u	Left	Ped s	App. Total	Right	Thr u	Left	Peds	App. Total	Right	Thr u	Left	Peds	App. Total	

Peak Hour Analysis From 10:00 AM to 02:45 PM - Peak 1 of 1

Peak Hour for Each Approach Begins at:

	12:00 PM					10:00 AM					11:15 AM					10:00 AM									
+0 mins.	0	0	0	0	0	0	0	0	0	0	0	0	0	0	0	0	0	0	0	0	0	0	0	0	0
+15 mins.	0	0	0	0	0	0	0	0	0	0	0	0	0	0	0	0	0	0	0	0	0	0	0	0	0
+30 mins.	0	0	0	0	0	0	0	0	0	0	0	0	0	0	0	0	0	0	0	0	0	0	0	0	0
+45 mins.	0	0	0	1	1	0	0	0	0	0	0	0	0	2	2	0	0	0	0	0	0	0	0	0	0
Total Volume	0	0	0	1	1	0	0	0	0	0	0	0	0	2	2	0	0	0	0	0	0	0	0	0	0
% App. Total	0	0	0	100		0	0	0	0		0	0	0	100		0	0	0	0		0	0	0	0	
PHF	.000	.000	.000	.250	.250	.000	.000	.000	.000	.000	.000	.000	.000	.250	.250	.000	.000	.000	.000	.000	.000	.000	.000	.000	.000



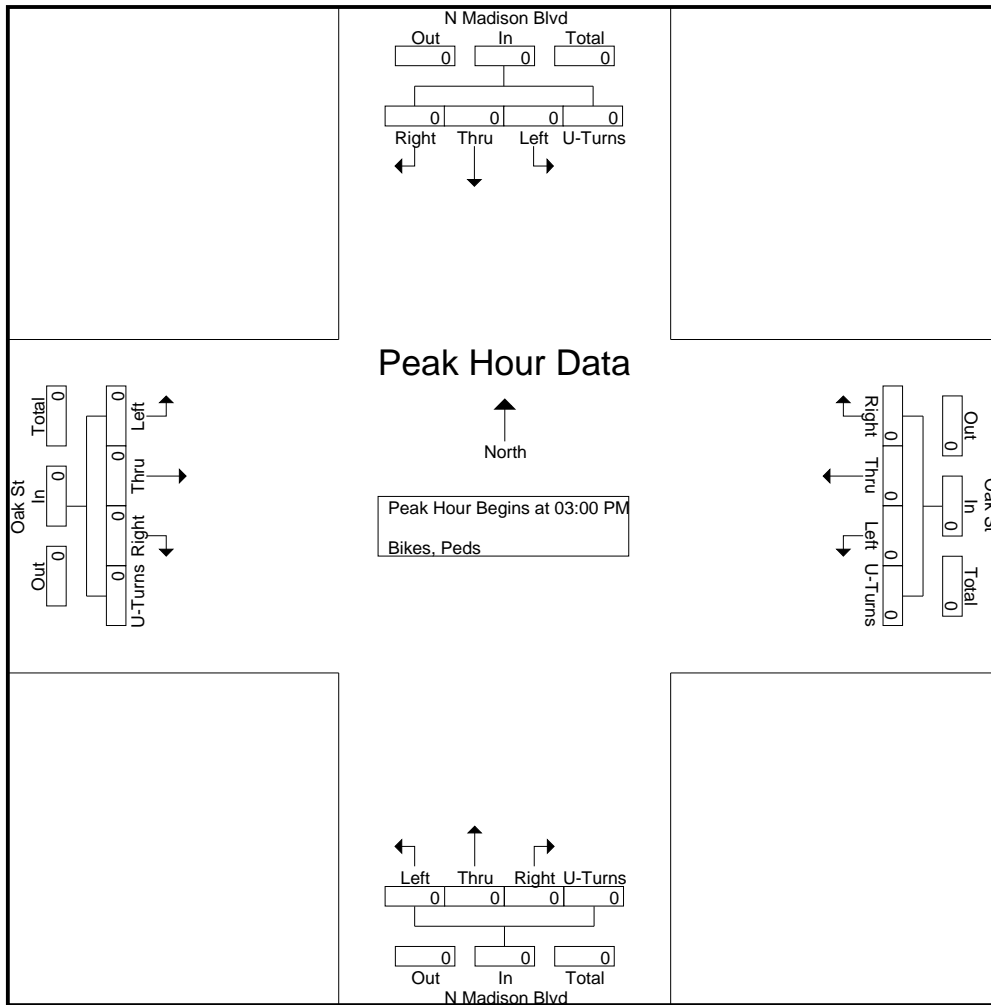
Quality Counts, LLC

920 Blairhill Rd, STE B106
Charlotte, NC 28217

File Name : 14473016 - N Madison Blvd & Oak St
Site Code : 14473016
Start Date : 8/30/2017
Page No : 7

Start Time	N Madison Blvd Southbound					Oak St Westbound					N Madison Blvd Northbound					Oak St Eastbound					Int. Total	
	Right	Thru	Left	Peds	App. Total	Right	Thru	Left	Peds	App. Total	Right	Thru	Left	Peds	App. Total	Right	Thru	Left	Peds	App. Total		
03:00 PM	0	0	0	0	0	0	0	0	0	0	0	0	0	0	0	0	0	0	0	0	0	0
03:15 PM	0	0	0	0	0	0	0	0	0	0	0	0	0	0	0	0	0	0	0	0	0	0
03:30 PM	0	0	0	0	0	0	0	0	0	0	0	0	0	0	0	0	0	0	0	0	0	0
03:45 PM	0	0	0	0	0	0	0	0	0	0	0	0	0	0	0	0	0	0	0	0	0	0
Total Volume	0	0	0	0	0	0	0	0	0	0	0	0	0	0	0	0	0	0	0	0	0	0
% App. Total	0	0	0	0	0	0	0	0	0	0	0	0	0	0	0	0	0	0	0	0	0	0
PHF	.000	.000	.000	.000	.000	.000	.000	.000	.000	.000	.000	.000	.000	.000	.000	.000	.000	.000	.000	.000	.000	.000

Peak Hour Analysis From 03:00 PM to 06:45 PM - Peak 1 of 1
Peak Hour for Entire Intersection Begins at 03:00 PM



Quality Counts, LLC

920 Blairhill Rd, STE B106
Charlotte, NC 28217

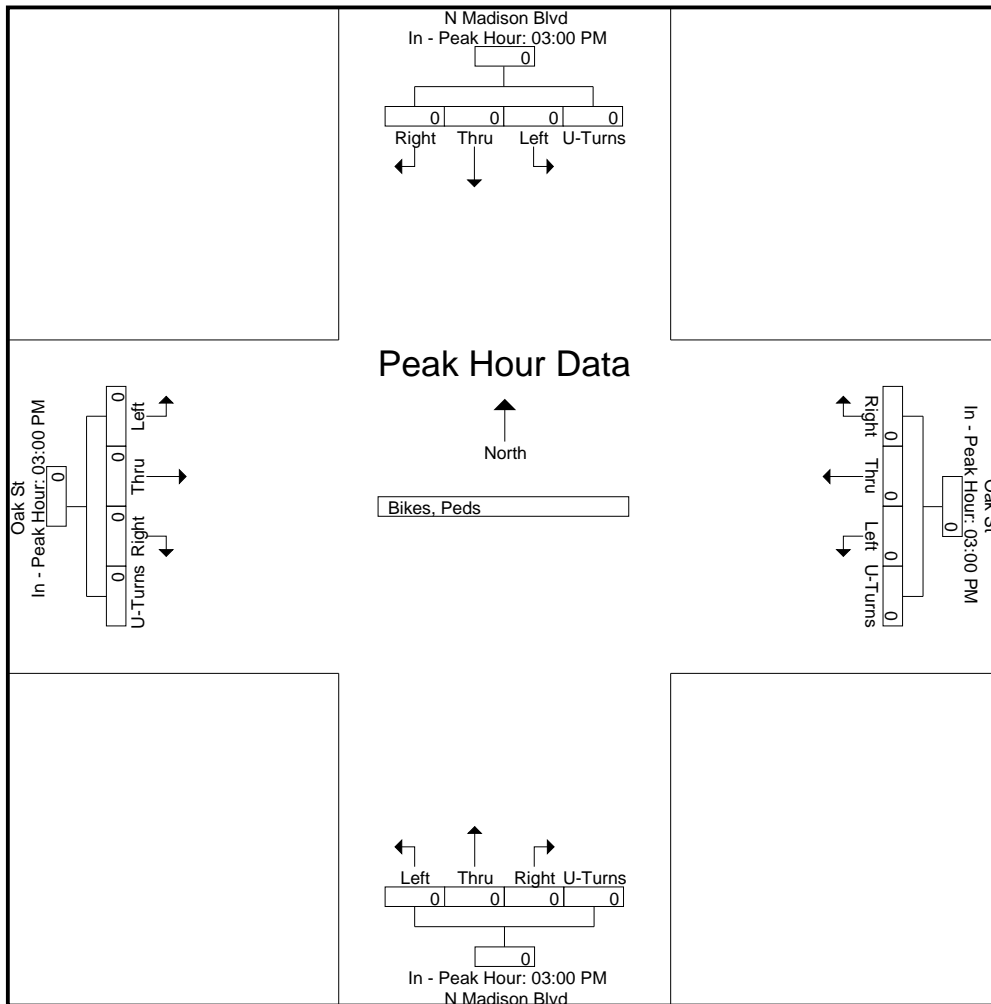
File Name : 14473016 - N Madison Blvd & Oak St
Site Code : 14473016
Start Date : 8/30/2017
Page No : 8

Start Time	N Madison Blvd Southbound					Oak St Westbound					N Madison Blvd Northbound					Oak St Eastbound					Int. Total
	Rig ht	Thr u	Left	Ped s	App. Total	Rig ht	Thr u	Left	Ped s	App. Total	Right	Thr u	Left	Peds	App. Total	Right	Thr u	Left	Peds	App. Total	

Peak Hour Analysis From 03:00 PM to 06:45 PM - Peak 1 of 1

Peak Hour for Each Approach Begins at:

	03:00 PM					03:00 PM					03:00 PM					03:00 PM									
+0 mins.	0	0	0	0	0	0	0	0	0	0	0	0	0	0	0	0	0	0	0	0	0	0	0	0	0
+15 mins.	0	0	0	0	0	0	0	0	0	0	0	0	0	0	0	0	0	0	0	0	0	0	0	0	0
+30 mins.	0	0	0	0	0	0	0	0	0	0	0	0	0	0	0	0	0	0	0	0	0	0	0	0	0
+45 mins.	0	0	0	0	0	0	0	0	0	0	0	0	0	0	0	0	0	0	0	0	0	0	0	0	0
Total Volume	0	0	0	0	0	0	0	0	0	0	0	0	0	0	0	0	0	0	0	0	0	0	0	0	0
% App. Total	0	0	0	0	0	0	0	0	0	0	0	0	0	0	0	0	0	0	0	0	0	0	0	0	0
PHF	.000	.000	.000	.000	.000	.000	.000	.000	.000	.000	.000	.000	.000	.000	.000	.000	.000	.000	.000	.000	.000	.000	.000	.000	.000



Quality Counts, LLC

920 Blairhill Rd, STE B106
Charlotte, NC 28217

File Name : 14473017 - N Madison Blvd & Ivey St

Site Code : 14473017

Start Date : 8/30/2017

Page No : 1

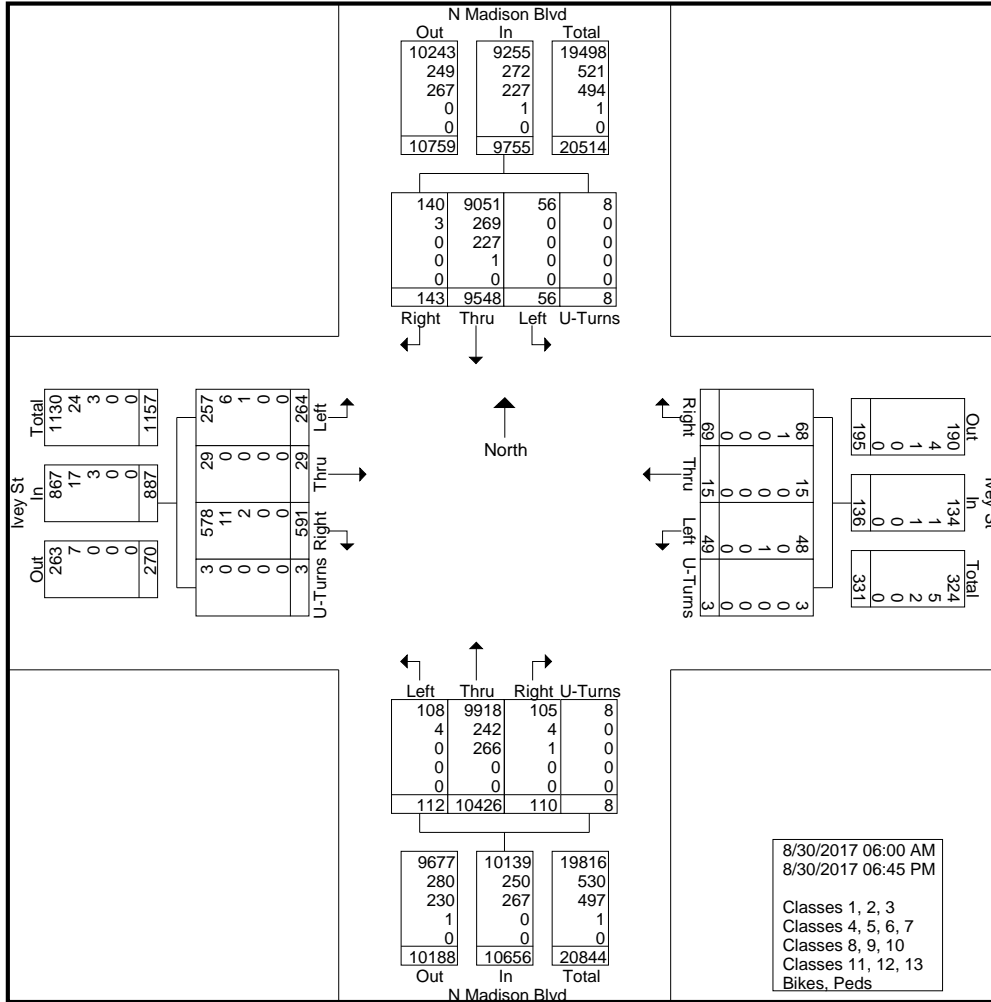
Groups Printed- Classes 1, 2, 3 - Classes 4, 5, 6, 7 - Classes 8, 9, 10 - Classes 11, 12, 13 - Bikes, Peds

Start Time	N Madison Blvd Southbound					Ivey St Westbound					N Madison Blvd Northbound					Ivey St Eastbound					Int. Total
	Right	Thru	Left	Peds	App. Total	Right	Thru	Left	Peds	App. Total	Right	Thru	Left	Peds	App. Total	Right	Thru	Left	Peds	App. Total	
06:00 AM	0	103	0	0	103	0	0	0	0	0	0	49	0	0	49	8	0	4	0	12	164
06:15 AM	1	123	0	0	124	1	0	0	0	1	0	67	1	0	68	14	1	4	0	19	212
06:30 AM	0	114	0	0	114	0	0	1	0	1	0	86	0	0	86	11	1	3	0	15	216
06:45 AM	1	132	0	0	133	1	0	1	0	2	0	123	6	0	129	15	0	11	0	26	290
Total	2	472	0	0	474	2	0	2	0	4	0	325	7	0	332	48	2	22	0	72	882
07:00 AM	4	143	0	0	147	0	0	2	0	2	1	123	3	0	127	15	0	5	0	20	296
07:15 AM	4	156	1	1	162	0	0	0	0	0	2	201	3	0	206	15	1	6	0	22	390
07:30 AM	2	155	0	0	157	2	1	1	0	4	4	240	6	0	250	14	2	15	0	31	442
07:45 AM	5	201	0	0	206	0	0	1	0	1	4	265	5	0	274	16	0	13	0	29	510
Total	15	655	1	1	672	2	1	4	0	7	11	829	17	0	857	60	3	39	0	102	1638
08:00 AM	4	189	0	0	193	0	0	1	0	1	2	192	4	0	198	15	0	9	0	24	416
08:15 AM	5	161	1	0	167	0	0	1	0	1	2	160	1	0	163	16	0	10	0	26	357
08:30 AM	6	130	0	0	136	0	0	0	0	0	2	147	3	0	152	16	2	9	0	27	315
08:45 AM	4	148	2	0	154	1	1	0	0	2	1	195	1	1	198	23	2	1	0	26	380
Total	19	628	3	0	650	1	1	2	0	4	7	694	9	1	711	70	4	29	0	103	1468
09:00 AM	2	139	0	1	142	0	0	0	0	0	0	153	2	0	155	15	2	7	0	24	321
09:15 AM	2	168	1	1	172	4	1	0	0	5	3	165	1	0	169	11	3	4	0	18	364
09:30 AM	6	146	1	0	153	1	0	0	0	1	5	162	2	0	169	10	1	5	0	16	339
09:45 AM	2	165	1	0	168	0	1	1	0	2	2	193	1	0	196	14	0	5	0	19	385
Total	12	618	3	2	635	5	2	1	0	8	10	673	6	0	689	50	6	21	0	77	1409
10:00 AM	1	138	0	0	139	2	1	0	0	3	3	157	1	0	161	16	0	11	0	27	330
10:15 AM	2	148	0	0	150	2	1	1	0	4	1	175	6	1	183	16	2	9	0	27	364
10:30 AM	2	136	1	0	139	3	0	0	0	3	2	164	5	0	171	15	0	7	0	22	335
10:45 AM	3	155	1	0	159	2	0	2	0	4	1	161	2	0	164	14	0	4	0	18	345
Total	8	577	2	0	587	9	2	3	0	14	7	657	14	1	679	61	2	31	0	94	1374
11:00 AM	1	168	1	0	170	1	1	2	0	4	3	194	2	0	199	11	0	3	1	15	388
11:15 AM	5	184	2	1	192	4	0	1	0	5	3	210	1	1	215	18	1	6	0	25	437
11:30 AM	0	178	2	0	180	2	0	0	0	2	1	201	1	0	203	12	0	4	0	16	401
11:45 AM	3	199	3	0	205	0	0	1	0	1	2	233	0	0	235	15	1	3	0	19	460
Total	9	729	8	1	747	7	1	4	0	12	9	838	4	1	852	56	2	16	1	75	1686
12:00 PM	5	197	3	0	205	0	1	1	0	2	3	253	0	0	256	12	2	4	0	18	481
12:15 PM	3	240	5	0	248	2	0	3	1	6	2	237	1	0	240	12	1	2	0	15	509
12:30 PM	0	214	3	0	217	0	0	2	0	2	5	214	0	0	219	14	0	2	0	16	454
12:45 PM	1	190	2	1	194	3	0	1	0	4	3	234	1	0	238	7	1	3	0	11	447
Total	9	841	13	1	864	5	1	7	1	14	13	938	2	0	953	45	4	11	0	60	1891
01:00 PM	2	197	1	0	200	2	0	3	1	6	4	216	1	0	221	7	0	4	0	11	438
01:15 PM	2	207	2	0	211	1	1	2	0	4	2	208	4	0	214	10	3	5	0	18	447
01:30 PM	5	195	0	0	200	0	0	0	0	0	1	196	1	0	198	5	0	2	1	8	406
01:45 PM	3	190	3	0	196	1	0	1	0	2	3	204	2	0	209	8	0	1	0	9	416
Total	12	789	6	0	807	4	1	6	1	12	10	824	8	0	842	30	3	12	1	46	1707
02:00 PM	1	212	1	0	214	1	0	3	0	4	2	204	0	0	206	6	1	4	0	11	435
02:15 PM	2	206	4	0	212	0	1	1	0	2	1	195	0	3	199	7	0	2	0	9	422
02:30 PM	3	189	3	0	195	1	0	1	0	2	6	196	1	0	203	7	0	3	0	10	410
02:45 PM	4	237	1	0	242	2	0	1	0	3	1	210	0	0	211	8	0	3	0	11	467
Total	10	844	9	0	863	4	1	6	0	11	10	805	1	3	819	28	1	12	0	41	1734
03:00 PM	4	268	0	0	272	2	1	1	0	4	6	234	3	1	244	9	0	3	0	12	532
03:15 PM	7	245	2	1	255	0	1	0	0	1	2	218	2	0	222	12	1	6	1	20	498
03:30 PM	5	253	1	1	260	2	0	0	0	2	0	267	0	0	267	6	0	4	0	10	539
03:45 PM	2	207	0	0	209	3	0	1	0	4	2	231	2	0	235	10	0	3	0	13	461
Total	18	973	3	2	996	7	2	2	0	11	10	950	7	1	968	37	1	16	1	55	2030

Quality Counts, LLC

920 Blairhill Rd, STE B106
Charlotte, NC 28217

File Name : 14473017 - N Madison Blvd & Ivey St
Site Code : 14473017
Start Date : 8/30/2017
Page No : 3

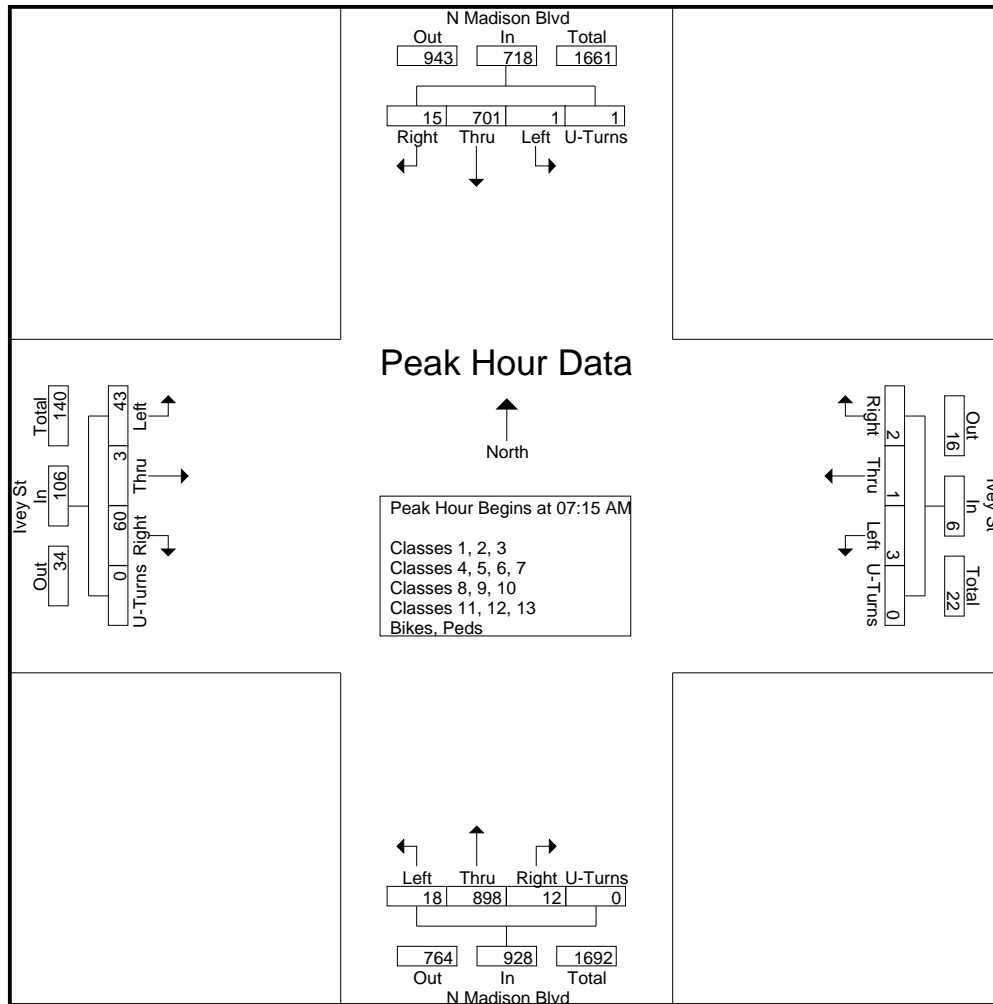


Quality Counts, LLC

920 Blairhill Rd, STE B106
Charlotte, NC 28217

File Name : 14473017 - N Madison Blvd & Ivey St
Site Code : 14473017
Start Date : 8/30/2017
Page No : 4

Start Time	N Madison Blvd Southbound					Ivey St Westbound					N Madison Blvd Northbound					Ivey St Eastbound					Int. Total
	Right	Thru	Left	Peds	App. Total	Right	Thru	Left	Peds	App. Total	Right	Thru	Left	Peds	App. Total	Right	Thru	Left	Peds	App. Total	
Peak Hour Analysis From 06:00 AM to 09:45 AM - Peak 1 of 1																					
Peak Hour for Entire Intersection Begins at 07:15 AM																					
07:15 AM	4	156	1	1	162	0	0	0	0	0	2	201	3	0	206	15	1	6	0	22	390
07:30 AM	2	155	0	0	157	2	1	1	0	4	4	240	6	0	250	14	2	15	0	31	442
07:45 AM	5	201	0	0	206	0	0	1	0	1	4	265	5	0	274	16	0	13	0	29	510
08:00 AM	4	189	0	0	193	0	0	1	0	1	2	192	4	0	198	15	0	9	0	24	416
Total Volume	15	701	1	1	718	2	1	3	0	6	12	898	18	0	928	60	3	43	0	106	1758
% App. Total	2.1	97.6	0.1	0.1		33.3	16.7	50	0		1.3	96.8	1.9	0		56.6	2.8	40.6	0		
PHF	.750	.872	.250	.250	.871	.250	.250	.750	.000	.375	.750	.847	.750	.000	.847	.938	.375	.717	.000	.855	.862



Quality Counts, LLC

920 Blairhill Rd, STE B106
Charlotte, NC 28217

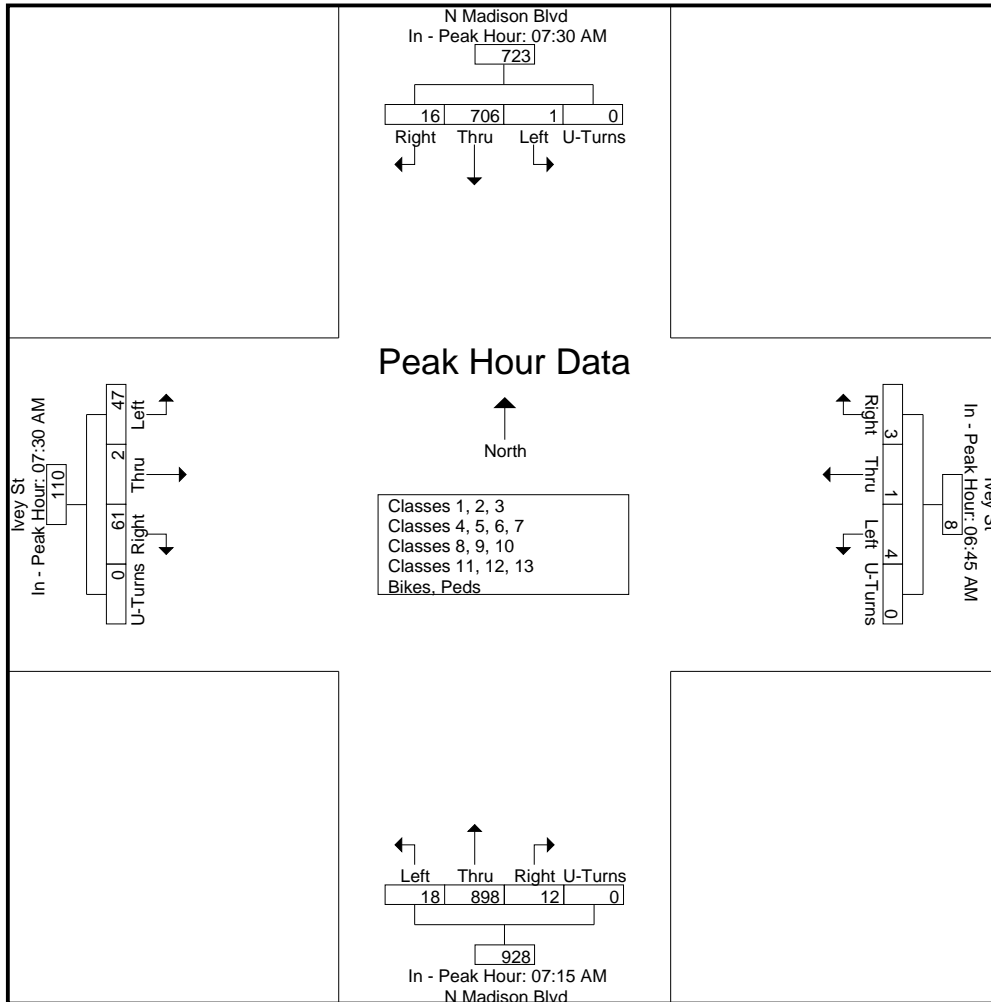
File Name : 14473017 - N Madison Blvd & Ivey St
Site Code : 14473017
Start Date : 8/30/2017
Page No : 5

Start Time	N Madison Blvd Southbound					Ivey St Westbound					N Madison Blvd Northbound					Ivey St Eastbound					Int. Total
	Right	Thru	Left	Peds	App. Total	Right	Thru	Left	Peds	App. Total	Right	Thru	Left	Peds	App. Total	Right	Thru	Left	Peds	App. Total	

Peak Hour Analysis From 06:00 AM to 09:45 AM - Peak 1 of 1

Peak Hour for Each Approach Begins at:

	07:30 AM					06:45 AM					07:15 AM					07:30 AM				
+0 mins.	2	155	0	0	157	1	0	1	0	2	2	201	3	0	206	14	2	15	0	31
+15 mins.	5	201	0	0	206	0	0	2	0	2	4	240	6	0	250	16	0	13	0	29
+30 mins.	4	189	0	0	193	0	0	0	0	0	4	265	5	0	274	15	0	9	0	24
+45 mins.	5	161	1	0	167	2	1	1	0	4	2	192	4	0	198	16	0	10	0	26
Total Volume	16	706	1	0	723	3	1	4	0	8	12	898	18	0	928	61	2	47	0	110
% App. Total	2.2	97.6	0.1	0		37.5	12.5	50	0		1.3	96.8	1.9	0		55.5	1.8	42.7	0	
PHF	.800	.878	.250	.000	.877	.375	.250	.500	.000	.500	.750	.847	.750	.000	.847	.953	.250	.783	.000	.887

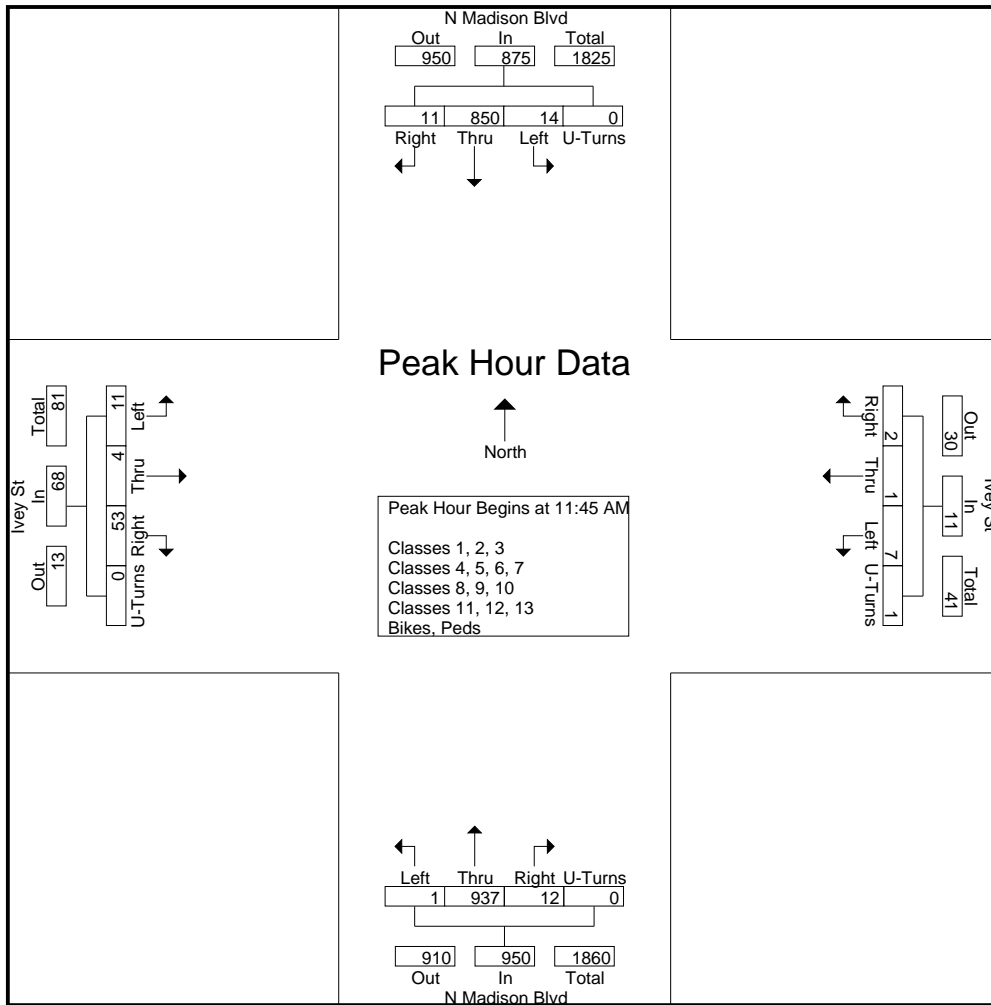


Quality Counts, LLC

920 Blairhill Rd, STE B106
Charlotte, NC 28217

File Name : 14473017 - N Madison Blvd & Ivey St
Site Code : 14473017
Start Date : 8/30/2017
Page No : 6

Start Time	N Madison Blvd Southbound					Ivey St Westbound					N Madison Blvd Northbound					Ivey St Eastbound					Int. Total
	Rig ht	Thr u	Left	Ped s	App. Total	Rig ht	Thr u	Left	Ped s	App. Total	Right	Thr u	Left	Peds	App. Total	Right	Thr u	Left	Peds	App. Total	
Peak Hour Analysis From 10:00 AM to 02:45 PM - Peak 1 of 1																					
Peak Hour for Entire Intersection Begins at 11:45 AM																					
11:45 AM	3	199	3	0	205	0	0	1	0	1	2	233	0	0	235	15	1	3	0	19	460
12:00 PM	5	197	3	0	205	0	1	1	0	2	3	253	0	0	256	12	2	4	0	18	481
12:15 PM	3	240	5	0	248	2	0	3	1	6	2	237	1	0	240	12	1	2	0	15	509
12:30 PM	0	214	3	0	217	0	0	2	0	2	5	214	0	0	219	14	0	2	0	16	454
Total Volume	11	850	14	0	875	2	1	7	1	11	12	937	1	0	950	53	4	11	0	68	1904
% App. Total	1.3	97.1	1.6	0		18.2	9.1	63.6	9.1		1.3	98.6	0.1	0		77.9	5.9	16.2	0		
PHF	.550	.885	.700	.000	.882	.250	.250	.583	.250	.458	.600	.926	.250	.000	.928	.883	.500	.688	.000	.895	.935



Quality Counts, LLC

920 Blairhill Rd, STE B106
Charlotte, NC 28217

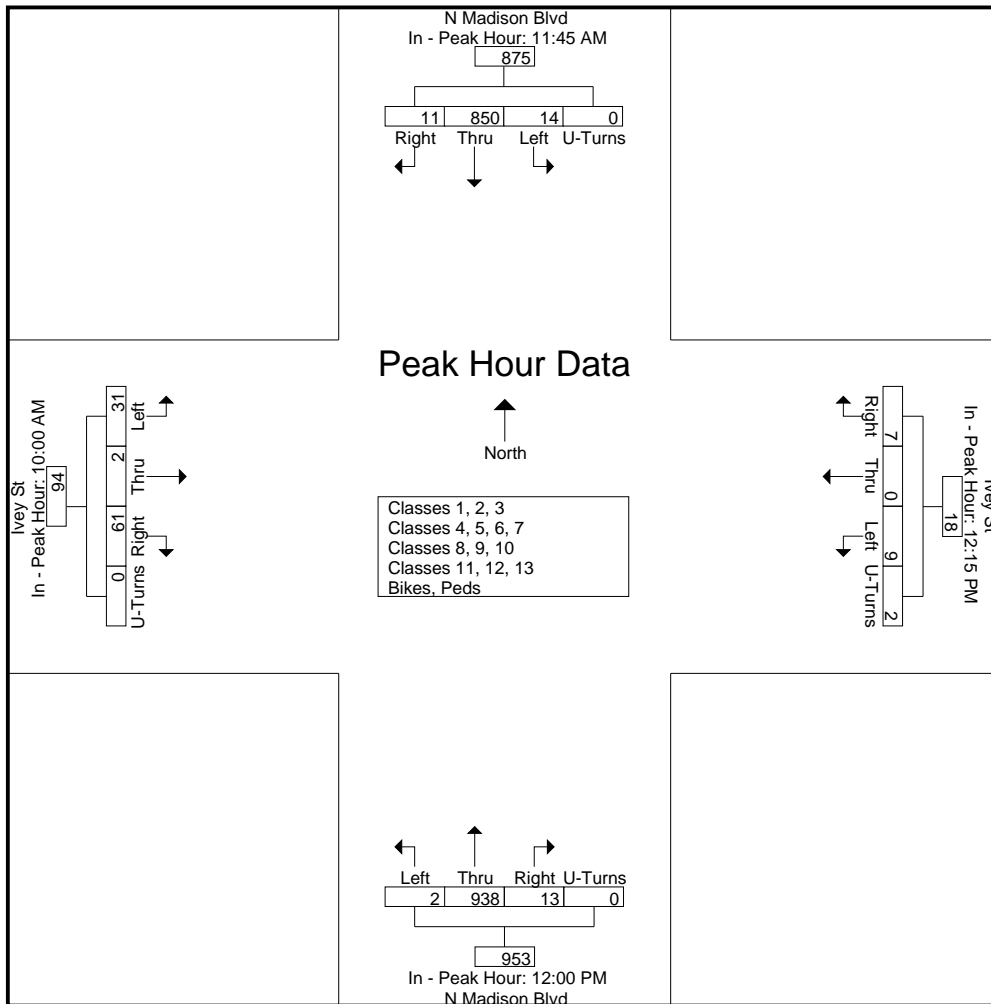
File Name : 14473017 - N Madison Blvd & Ivey St
Site Code : 14473017
Start Date : 8/30/2017
Page No : 7

Start Time	N Madison Blvd Southbound					Ivey St Westbound					N Madison Blvd Northbound					Ivey St Eastbound					Int. Total
	Rig ht	Thr u	Left	Ped s	App. Total	Rig ht	Thr u	Left	Ped s	App. Total	Right	Thr u	Left	Peds	App. Total	Right	Thr u	Left	Peds	App. Total	

Peak Hour Analysis From 10:00 AM to 02:45 PM - Peak 1 of 1

Peak Hour for Each Approach Begins at:

	11:45 AM					12:15 PM					12:00 PM					10:00 AM				
+0 mins.	3	199	3	0	205	2	0	3	1	6	3	253	0	0	256	16	0	11	0	27
+15 mins.	5	197	3	0	205	0	0	2	0	2	2	237	1	0	240	16	2	9	0	27
+30 mins.	3	240	5	0	248	3	0	1	0	4	5	214	0	0	219	15	0	7	0	22
+45 mins.	0	214	3	0	217	2	0	3	1	6	3	234	1	0	238	14	0	4	0	18
Total Volume	11	850	14	0	875	7	0	9	2	18	13	938	2	0	953	61	2	31	0	94
% App. Total	1.3	97.1	1.6	0		38.9	0	50	11.1		1.4	98.4	0.2	0		64.9	2.1	33	0	
PHF	.550	.885	.700	.000	.882	.583	.000	.750	.500	.750	.650	.927	.500	.000	.931	.953	.250	.705	.000	.870

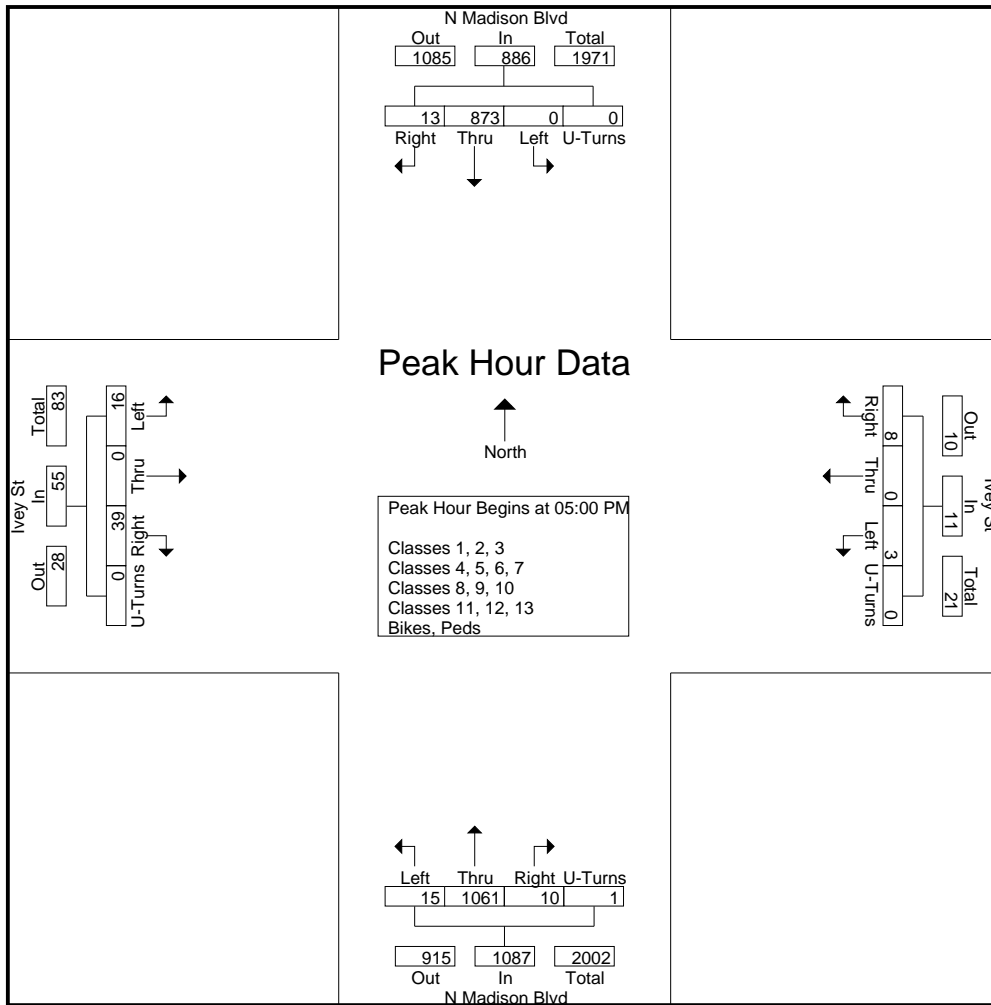


Quality Counts, LLC

920 Blairhill Rd, STE B106
Charlotte, NC 28217

File Name : 14473017 - N Madison Blvd & Ivey St
Site Code : 14473017
Start Date : 8/30/2017
Page No : 8

Start Time	N Madison Blvd Southbound					Ivey St Westbound					N Madison Blvd Northbound					Ivey St Eastbound					Int. Total
	Right	Thru	Left	Peds	App. Total	Right	Thru	Left	Peds	App. Total	Right	Thru	Left	Peds	App. Total	Right	Thru	Left	Peds	App. Total	
Peak Hour Analysis From 03:00 PM to 06:45 PM - Peak 1 of 1																					
Peak Hour for Entire Intersection Begins at 05:00 PM																					
05:00 PM	5	245	0	0	250	3	0	1	0	4	5	260	7	0	272	8	0	3	0	11	537
05:15 PM	2	207	0	0	209	3	0	0	0	3	2	269	4	0	275	12	0	4	0	16	503
05:30 PM	4	205	0	0	209	2	0	1	0	3	2	277	3	1	283	12	0	3	0	15	510
05:45 PM	2	216	0	0	218	0	0	1	0	1	1	255	1	0	257	7	0	6	0	13	489
Total Volume	13	873	0	0	886	8	0	3	0	11	10	1061	15	1	1087	39	0	16	0	55	2039
% App. Total	1.5	98.5	0	0		72.7	0	27.3	0		0.9	97.6	1.4	0.1		70.9	0	29.1	0		
PHF	.650	.891	.000	.000	.886	.667	.000	.750	.000	.688	.500	.958	.536	.250	.960	.813	.000	.667	.000	.859	.949



Quality Counts, LLC

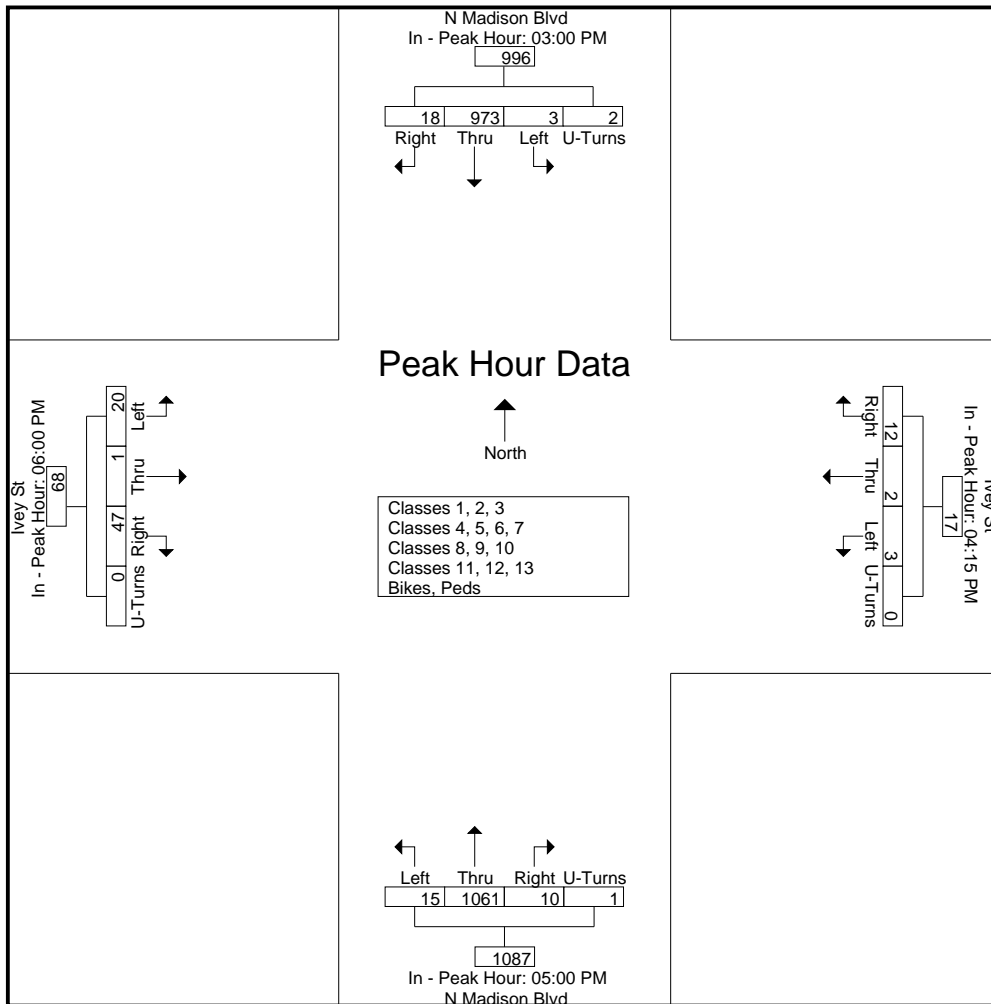
920 Blairhill Rd, STE B106
Charlotte, NC 28217

File Name : 14473017 - N Madison Blvd & Ivey St
Site Code : 14473017
Start Date : 8/30/2017
Page No : 9

Start Time	N Madison Blvd Southbound					Ivey St Westbound					N Madison Blvd Northbound					Ivey St Eastbound					Int. Total
	Rig ht	Thr u	Left	Ped s	App. Total	Rig ht	Thr u	Left	Ped s	App. Total	Right	Thr u	Left	Peds	App. Total	Right	Thr u	Left	Peds	App. Total	

Peak Hour Analysis From 03:00 PM to 06:45 PM - Peak 1 of 1
Peak Hour for Each Approach Begins at:

	03:00 PM					04:15 PM					05:00 PM					06:00 PM				
+0 mins.	4	268	0	0	272	5	0	0	0	5	5	260	7	0	272	11	0	3	0	14
+15 mins.	7	245	2	1	255	1	1	0	0	2	2	269	4	0	275	9	1	6	0	16
+30 mins.	5	253	1	1	260	3	1	2	0	6	2	277	3	1	283	11	0	7	0	18
+45 mins.	2	207	0	0	209	3	0	1	0	4	1	255	1	0	257	16	0	4	0	20
Total Volume	18	973	3	2	996	12	2	3	0	17	10	1061	15	1	1087	47	1	20	0	68
% App. Total	1.8	97.7	0.3	0.2		70.6	11.8	17.6	0		0.9	97.6	1.4	0.1		69.1	1.5	29.4	0	
PHF	.643	.908	.375	.500	.915	.600	.500	.375	.000	.708	.500	.958	.536	.250	.960	.734	.250	.714	.000	.850



Quality Counts, LLC

920 Blairhill Rd, STE B106
Charlotte, NC 28217

File Name : 14473017 - N Madison Blvd & Ivey St

Site Code : 14473017

Start Date : 8/30/2017

Page No : 1

Groups Printed- Classes 1, 2, 3

Start Time	N Madison Blvd Southbound					Ivey St Westbound					N Madison Blvd Northbound					Ivey St Eastbound					Int. Total
	Right	Thru	Left	U-Turns	App. Total	Right	Thru	Left	U-Turns	App. Total	Right	Thru	Left	U-Turns	App. Total	Right	Thru	Left	U-Turns	App. Total	
06:00 AM	0	97	0	0	97	0	0	0	0	0	0	44	0	0	44	7	0	4	0	11	152
06:15 AM	1	116	0	0	117	1	0	0	0	1	0	59	0	0	59	14	1	4	0	19	196
06:30 AM	0	109	0	0	109	0	0	1	0	1	0	80	0	0	80	11	1	3	0	15	205
06:45 AM	1	121	0	0	122	1	0	1	0	2	0	115	6	0	121	15	0	11	0	26	271
Total	2	443	0	0	445	2	0	2	0	4	0	298	6	0	304	47	2	22	0	71	824
07:00 AM	4	136	0	0	140	0	0	2	0	2	1	121	3	0	125	14	0	5	0	19	286
07:15 AM	4	150	1	1	156	0	0	0	0	0	2	187	2	0	191	14	1	6	0	21	368
07:30 AM	1	145	0	0	146	2	1	1	0	4	4	224	6	0	234	14	2	14	0	30	414
07:45 AM	4	190	0	0	194	0	0	1	0	1	4	243	5	0	252	15	0	13	0	28	475
Total	13	621	1	1	636	2	1	4	0	7	11	775	16	0	802	57	3	38	0	98	1543
08:00 AM	4	172	0	0	176	0	0	1	0	1	2	182	3	0	187	15	0	9	0	24	388
08:15 AM	5	150	1	0	156	0	0	1	0	1	2	150	1	0	153	15	0	10	0	25	335
08:30 AM	6	116	0	0	122	0	0	0	0	0	2	137	3	0	142	14	2	6	0	22	286
08:45 AM	4	133	2	0	139	1	1	0	0	2	1	181	1	1	184	21	2	1	0	24	349
Total	19	571	3	0	593	1	1	2	0	4	7	650	8	1	666	65	4	26	0	95	1358
09:00 AM	2	126	0	1	129	0	0	0	0	0	0	147	2	0	149	15	2	7	0	24	302
09:15 AM	2	158	1	1	162	4	1	0	0	5	3	153	1	0	157	11	3	4	0	18	342
09:30 AM	6	137	1	0	144	1	0	0	0	1	2	146	2	0	150	9	1	4	0	14	309
09:45 AM	2	160	1	0	163	0	1	0	0	1	2	185	1	0	188	14	0	5	0	19	371
Total	12	581	3	2	598	5	2	0	0	7	7	631	6	0	644	49	6	20	0	75	1324
10:00 AM	1	127	0	0	128	2	1	0	0	3	3	144	1	0	148	16	0	11	0	27	306
10:15 AM	2	138	0	0	140	2	1	1	0	4	1	164	6	1	172	16	2	9	0	27	343
10:30 AM	2	127	1	0	130	3	0	0	0	3	2	157	4	0	163	14	0	6	0	20	316
10:45 AM	3	145	1	0	149	1	0	2	0	3	1	154	2	0	157	14	0	4	0	18	327
Total	8	537	2	0	547	8	2	3	0	13	7	619	13	1	640	60	2	30	0	92	1292
11:00 AM	1	156	1	0	158	1	1	2	0	4	2	185	2	0	189	11	0	3	1	15	366
11:15 AM	5	175	2	1	183	4	0	1	0	5	3	194	1	1	199	18	1	6	0	25	412
11:30 AM	0	174	2	0	176	2	0	0	0	2	1	187	1	0	189	12	0	4	0	16	383
11:45 AM	3	186	3	0	192	0	0	1	0	1	2	224	0	0	226	14	1	3	0	18	437
Total	9	691	8	1	709	7	1	4	0	12	8	790	4	1	803	55	2	16	1	74	1598
12:00 PM	5	192	3	0	200	0	1	1	0	2	3	245	0	0	248	12	2	4	0	18	468
12:15 PM	3	227	5	0	235	2	0	3	1	6	2	222	1	0	225	12	1	2	0	15	481
12:30 PM	0	202	3	0	205	0	0	2	0	2	5	207	0	0	212	14	0	2	0	16	435
12:45 PM	1	184	2	1	188	3	0	1	0	4	3	225	1	0	229	7	1	3	0	11	432
Total	9	805	13	1	828	5	1	7	1	14	13	899	2	0	914	45	4	11	0	60	1816
01:00 PM	2	187	1	0	190	2	0	3	1	6	4	202	1	0	207	7	0	4	0	11	414
01:15 PM	2	198	2	0	202	1	1	2	0	4	2	199	4	0	205	10	3	5	0	18	429
01:30 PM	5	185	0	0	190	0	0	0	0	0	1	184	1	0	186	5	0	2	1	8	384
01:45 PM	3	178	3	0	184	1	0	1	0	2	3	189	2	0	194	8	0	1	0	9	389
Total	12	748	6	0	766	4	1	6	1	12	10	774	8	0	792	30	3	12	1	46	1616
02:00 PM	1	206	1	0	208	1	0	3	0	4	2	196	0	0	198	6	1	4	0	11	421
02:15 PM	2	196	4	0	202	0	1	1	0	2	1	188	0	3	192	7	0	2	0	9	405
02:30 PM	3	178	3	0	184	1	0	1	0	2	6	183	1	0	190	7	0	3	0	10	386
02:45 PM	4	216	1	0	221	2	0	1	0	3	1	195	0	0	196	8	0	3	0	11	431
Total	10	796	9	0	815	4	1	6	0	11	10	762	1	3	776	28	1	12	0	41	1643
03:00 PM	4	249	0	0	253	2	1	1	0	4	6	220	3	1	230	8	0	3	0	11	498
03:15 PM	6	237	2	1	246	0	1	0	0	1	2	204	2	0	208	12	1	6	1	20	475
03:30 PM	5	242	1	1	249	2	0	0	0	2	0	254	0	0	254	6	0	4	0	10	515
03:45 PM	2	200	0	0	202	3	0	1	0	4	2	219	2	0	223	10	0	3	0	13	442
Total	17	928	3	2	950	7	2	2	0	11	10	897	7	1	915	36	1	16	1	54	1930

Quality Counts, LLC

920 Blairhill Rd, STE B106
Charlotte, NC 28217

File Name : 14473017 - N Madison Blvd & Ivey St

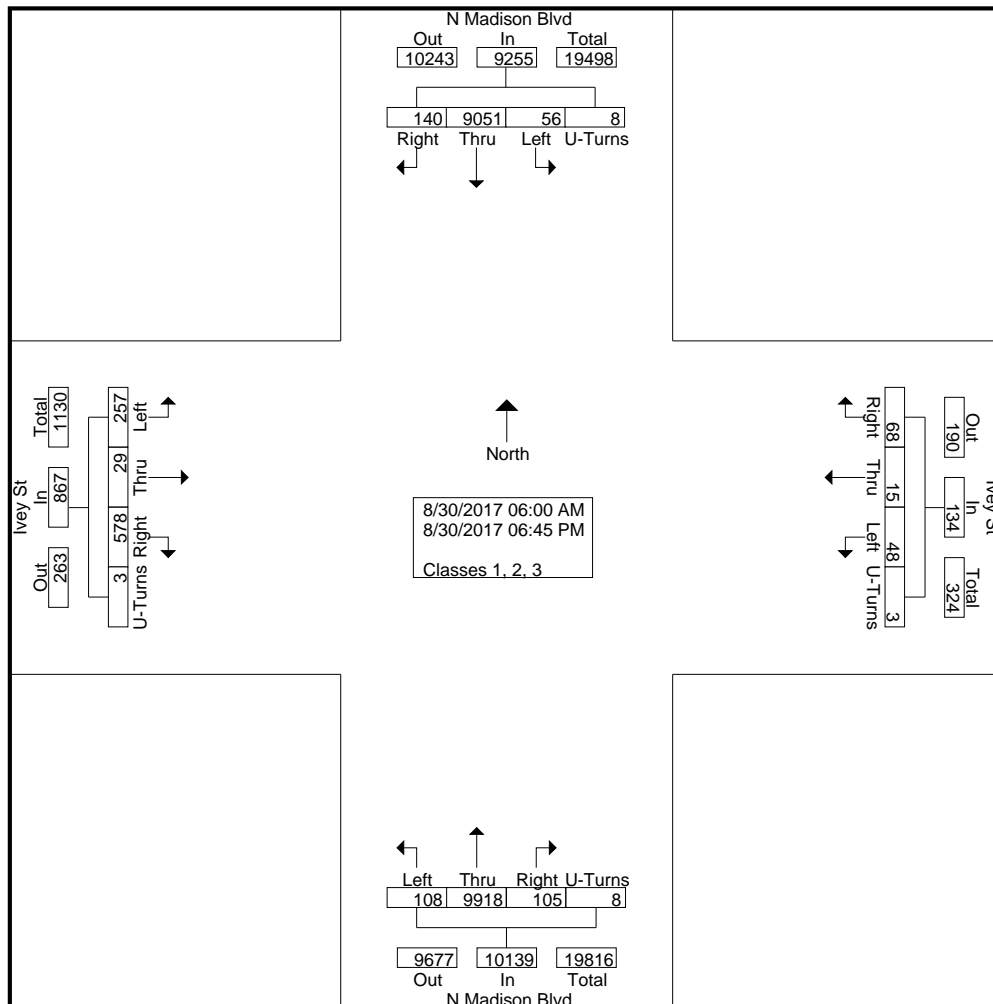
Site Code : 14473017

Start Date : 8/30/2017

Page No : 2

Groups Printed- Classes 1, 2, 3

Start Time	N Madison Blvd Southbound					Ivey St Westbound					N Madison Blvd Northbound					Ivey St Eastbound					Int. Total
	Right	Thru	Left	U-Turns	App. Total	Right	Thru	Left	U-Turns	App. Total	Right	Thru	Left	U-Turns	App. Total	Right	Thru	Left	U-Turns	App. Total	
04:00 PM	1	202	1	0	204	1	0	2	0	3	3	214	1	0	218	2	0	8	0	10	435
04:15 PM	2	196	0	0	198	5	0	0	0	5	2	268	1	0	271	4	0	4	0	8	482
04:30 PM	1	186	1	0	188	1	1	0	0	2	3	238	3	0	244	8	0	2	0	10	444
04:45 PM	2	195	2	1	200	3	1	2	0	6	0	232	8	0	240	6	0	4	0	10	456
Total	6	779	4	1	790	10	2	4	0	16	8	952	13	0	973	20	0	18	0	38	1817
05:00 PM	5	231	0	0	236	3	0	1	0	4	5	253	7	0	265	8	0	3	0	11	516
05:15 PM	2	195	0	0	197	3	0	0	0	3	2	263	4	0	269	12	0	4	0	16	485
05:30 PM	4	195	0	0	199	2	0	1	0	3	2	272	3	1	278	12	0	3	0	15	495
05:45 PM	2	210	0	0	212	0	0	1	0	1	0	253	1	0	254	7	0	6	0	13	480
Total	13	831	0	0	844	8	0	3	0	11	9	1041	15	1	1066	39	0	16	0	55	1976
06:00 PM	4	196	1	0	201	1	0	1	1	3	2	219	4	0	225	11	0	3	0	14	443
06:15 PM	2	188	1	0	191	2	0	2	0	4	0	217	3	0	220	9	1	6	0	16	431
06:30 PM	2	164	2	0	168	2	0	2	0	4	1	191	2	0	194	11	0	7	0	18	384
06:45 PM	2	172	0	0	174	0	1	0	0	1	2	203	0	0	205	16	0	4	0	20	400
Total	10	720	4	0	734	5	1	5	1	12	5	830	9	0	844	47	1	20	0	68	1658
Grand Total	140	9051	56	8	9255	68	15	48	3	134	105	9918	108	8	10139	578	29	257	3	867	20395
Apprch %	1.5	97.8	0.6	0.1		50.7	11.2	35.8	2.2		1	97.8	1.1	0.1		66.7	3.3	29.6	0.3		
Total %	0.7	44.4	0.3	0	45.4	0.3	0.1	0.2	0	0.7	0.5	48.6	0.5	0	49.7	2.8	0.1	1.3	0	4.3	

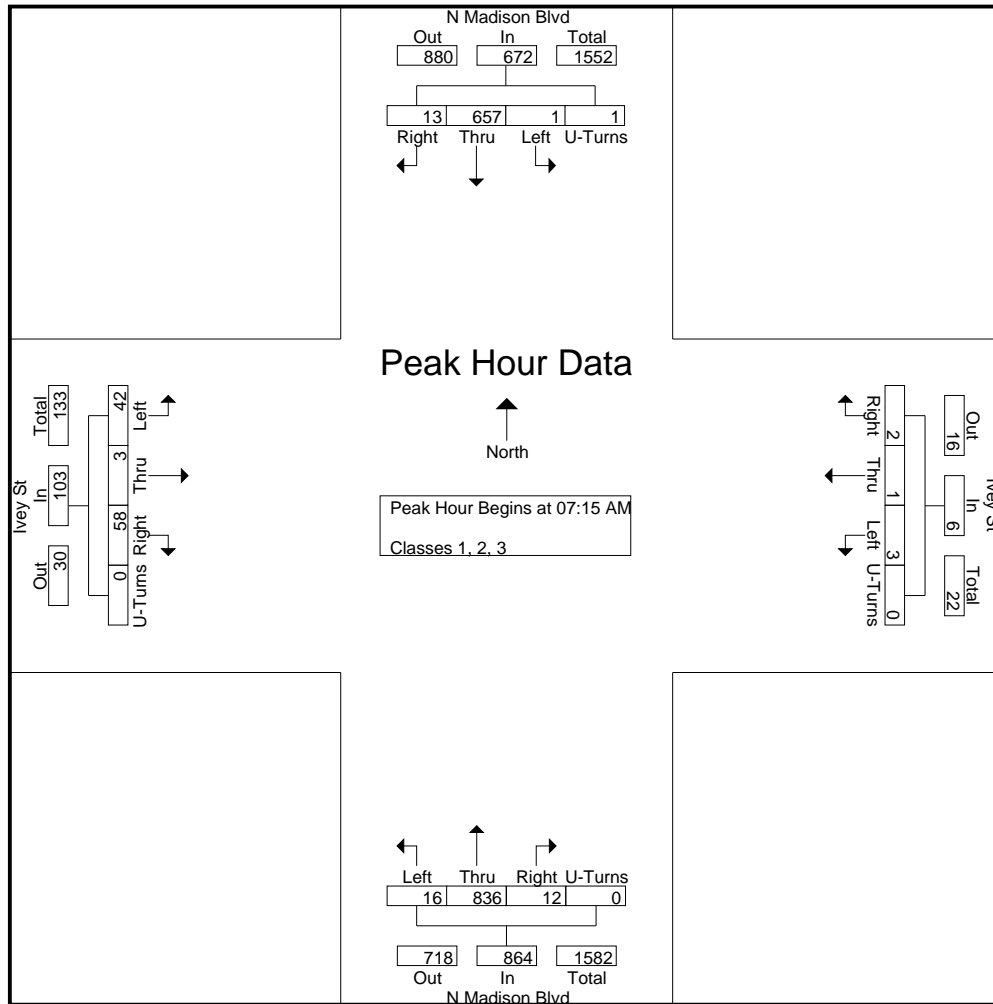


Quality Counts, LLC

920 Blairhill Rd, STE B106
Charlotte, NC 28217

File Name : 14473017 - N Madison Blvd & Ivey St
Site Code : 14473017
Start Date : 8/30/2017
Page No : 3

Start Time	N Madison Blvd Southbound					Ivey St Westbound					N Madison Blvd Northbound					Ivey St Eastbound					Int. Total
	Right	Thru	Left	U-Turns	App. Total	Right	Thru	Left	U-Turns	App. Total	Right	Thru	Left	U-Turns	App. Total	Right	Thru	Left	U-Turns	App. Total	
Peak Hour Analysis From 06:00 AM to 09:45 AM - Peak 1 of 1																					
Peak Hour for Entire Intersection Begins at 07:15 AM																					
07:15 AM	4	150	1	1	156	0	0	0	0	0	2	187	2	0	191	14	1	6	0	21	368
07:30 AM	1	145	0	0	146	2	1	1	0	4	4	224	6	0	234	14	2	14	0	30	414
07:45 AM	4	190	0	0	194	0	0	1	0	1	4	243	5	0	252	15	0	13	0	28	475
08:00 AM	4	172	0	0	176	0	0	1	0	1	2	182	3	0	187	15	0	9	0	24	388
Total Volume	13	657	1	1	672	2	1	3	0	6	12	836	16	0	864	58	3	42	0	103	1645
% App. Total	1.9	97.8	0.1	0.1		33.3	16.7	50	0		1.4	96.8	1.9	0		56.3	2.9	40.8	0		
PHF	.813	.864	.250	.250	.866	.250	.250	.750	.000	.375	.750	.860	.667	.000	.857	.967	.375	.750	.000	.858	.866



Quality Counts, LLC

920 Blairhill Rd, STE B106
Charlotte, NC 28217

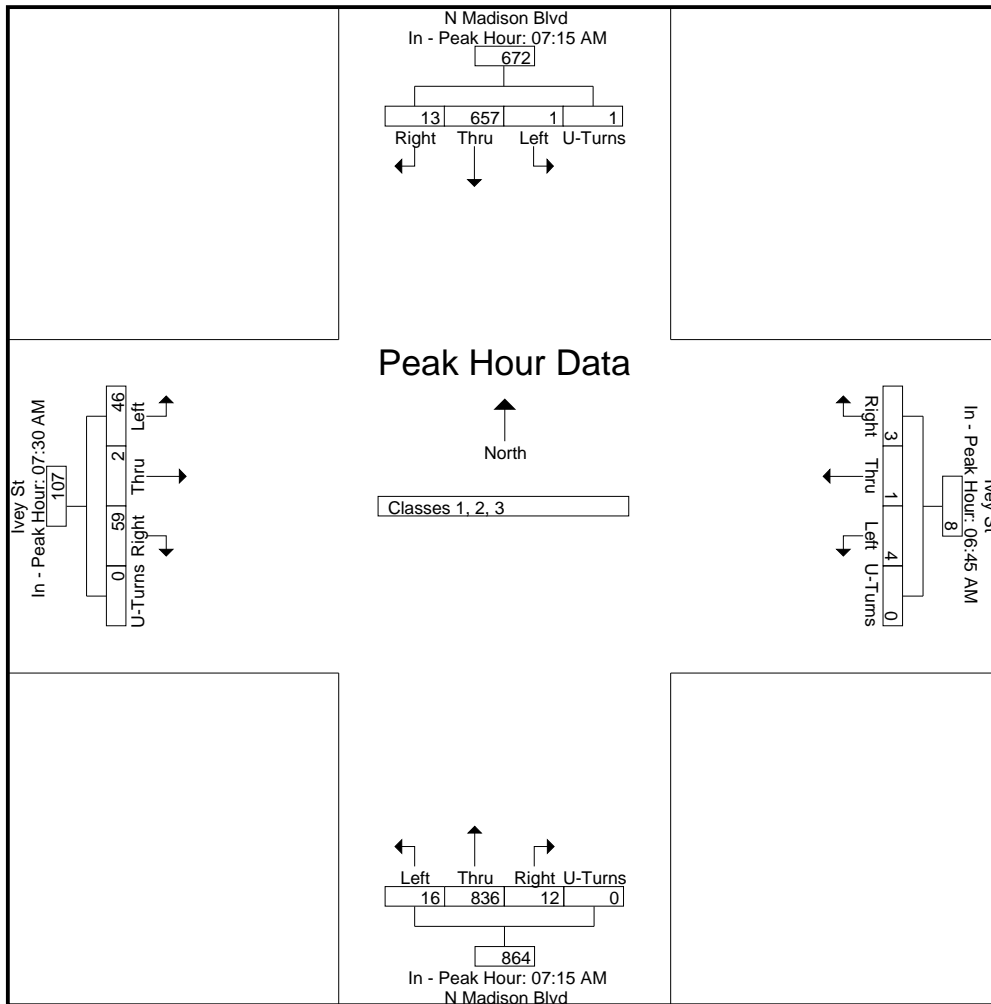
File Name : 14473017 - N Madison Blvd & Ivey St
Site Code : 14473017
Start Date : 8/30/2017
Page No : 4

Start Time	N Madison Blvd Southbound					Ivey St Westbound					N Madison Blvd Northbound					Ivey St Eastbound					Int. Total
	Right	Thru	Left	U-Turns	App. Total	Right	Thru	Left	U-Turns	App. Total	Right	Thru	Left	U-Turns	App. Total	Right	Thru	Left	U-Turns	App. Total	

Peak Hour Analysis From 06:00 AM to 09:45 AM - Peak 1 of 1

Peak Hour for Each Approach at:

	07:15 AM					06:45 AM					07:15 AM					07:30 AM				
+0 mins.	4	150	1	1	156	1	0	1	0	2	2	187	2	0	191	14	2	14	0	30
+15 mins.	1	145	0	0	146	0	0	2	0	2	4	224	6	0	234	15	0	13	0	28
+30 mins.	4	190	0	0	194	0	0	0	0	0	4	243	5	0	252	15	0	9	0	24
+45 mins.	4	172	0	0	176	2	1	1	0	4	2	182	3	0	187	15	0	10	0	25
Total Volume	13	657	1	1	672	3	1	4	0	8	12	836	16	0	864	59	2	46	0	107
% App. Total	1.9	97.8	0.1	0.1		37.5	12.5	50	0		1.4	96.8	1.9	0		55.1	1.9	43	0	
PHF	.813	.864	.250	.250	.866	.375	.250	.500	.000	.500	.750	.860	.667	.000	.857	.983	.250	.821	.000	.892

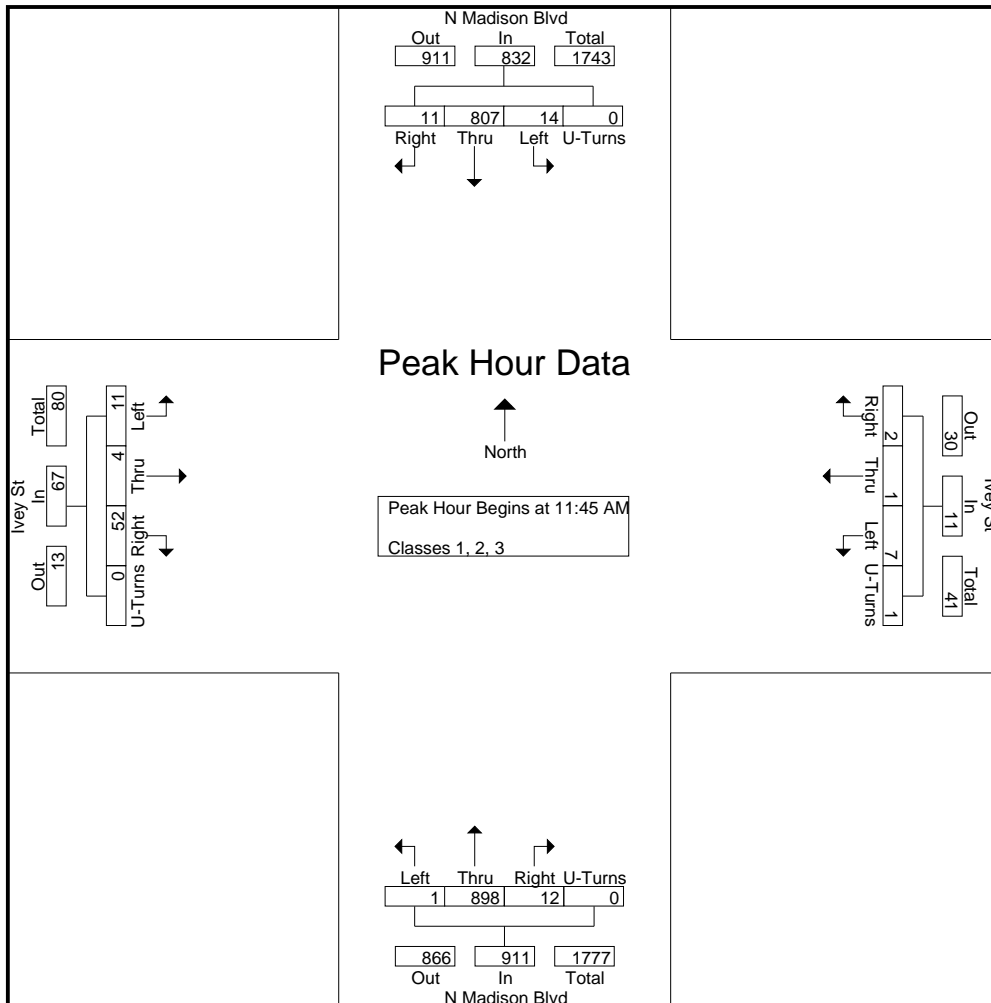


Quality Counts, LLC

920 Blairhill Rd, STE B106
Charlotte, NC 28217

File Name : 14473017 - N Madison Blvd & Ivey St
Site Code : 14473017
Start Date : 8/30/2017
Page No : 5

Start Time	N Madison Blvd Southbound					Ivey St Westbound					N Madison Blvd Northbound					Ivey St Eastbound					Int. Total
	Right	Thru	Left	U-Turns	App. Total	Right	Thru	Left	U-Turns	App. Total	Right	Thru	Left	U-Turns	App. Total	Right	Thru	Left	U-Turns	App. Total	
Peak Hour Analysis From 10:00 AM to 02:45 PM - Peak 1 of 1																					
Peak Hour for Entire Intersection Begins at 11:45 AM																					
11:45 AM	3	186	3	0	192	0	0	1	0	1	2	224	0	0	226	14	1	3	0	18	437
12:00 PM	5	192	3	0	200	0	1	1	0	2	3	245	0	0	248	12	2	4	0	18	468
12:15 PM	3	227	5	0	235	2	0	3	1	6	2	222	1	0	225	12	1	2	0	15	481
12:30 PM	0	202	3	0	205	0	0	2	0	2	5	207	0	0	212	14	0	2	0	16	435
Total Volume	11	807	14	0	832	2	1	7	1	11	12	898	1	0	911	52	4	11	0	67	1821
% App. Total	1.3	97	1.7	0		18.2	9.1	63.6	9.1		1.3	98.6	0.1	0		77.6	6	16.4	0		
PHF	.550	.889	.700	.000	.885	.250	.250	.583	.250	.458	.600	.916	.250	.000	.918	.929	.500	.688	.000	.931	.946



Quality Counts, LLC

920 Blairhill Rd, STE B106
Charlotte, NC 28217

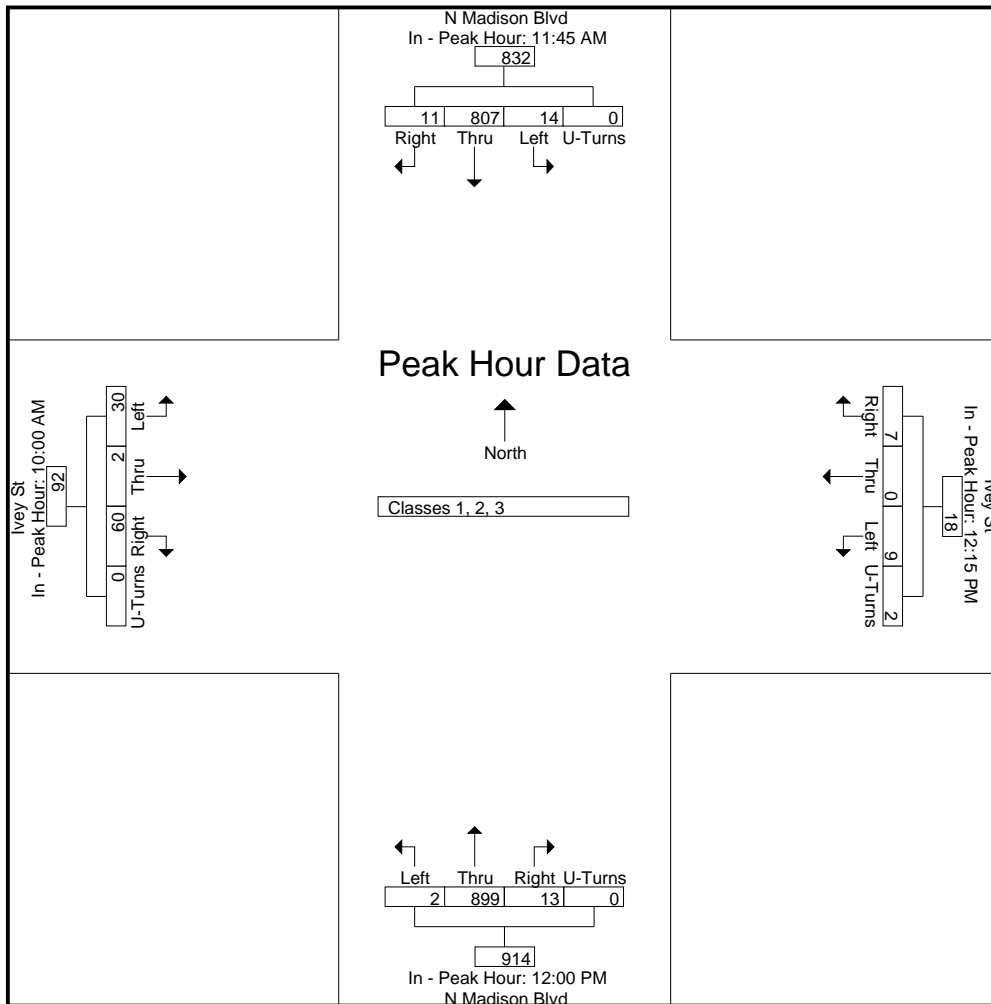
File Name : 14473017 - N Madison Blvd & Ivey St
Site Code : 14473017
Start Date : 8/30/2017
Page No : 6

Start Time	N Madison Blvd Southbound					Ivey St Westbound					N Madison Blvd Northbound					Ivey St Eastbound					Int. Total
	Right	Thru	Left	U-Turns	App. Total	Right	Thru	Left	U-Turns	App. Total	Right	Thru	Left	U-Turns	App. Total	Right	Thru	Left	U-Turns	App. Total	

Peak Hour Analysis From 10:00 AM to 02:45 PM - Peak 1 of 1

Peak Hour for Each Approach Begins at:

	11:45 AM					12:15 PM					12:00 PM					10:00 AM				
+0 mins.	3	186	3	0	192	2	0	3	1	6	3	245	0	0	248	16	0	11	0	27
+15 mins.	5	192	3	0	200	0	0	2	0	2	2	222	1	0	225	16	2	9	0	27
+30 mins.	3	227	5	0	235	3	0	1	0	4	5	207	0	0	212	14	0	6	0	20
+45 mins.	0	202	3	0	205	2	0	3	1	6	3	225	1	0	229	14	0	4	0	18
Total Volume	11	807	14	0	832	7	0	9	2	18	13	899	2	0	914	60	2	30	0	92
% App. Total	1.3	97	1.7	0		38.9	0	50	11.1		1.4	98.4	0.2	0		65.2	2.2	32.6	0	
PHF	.550	.889	.700	.000	.885	.583	.000	.750	.500	.750	.650	.917	.500	.000	.921	.938	.250	.682	.000	.852

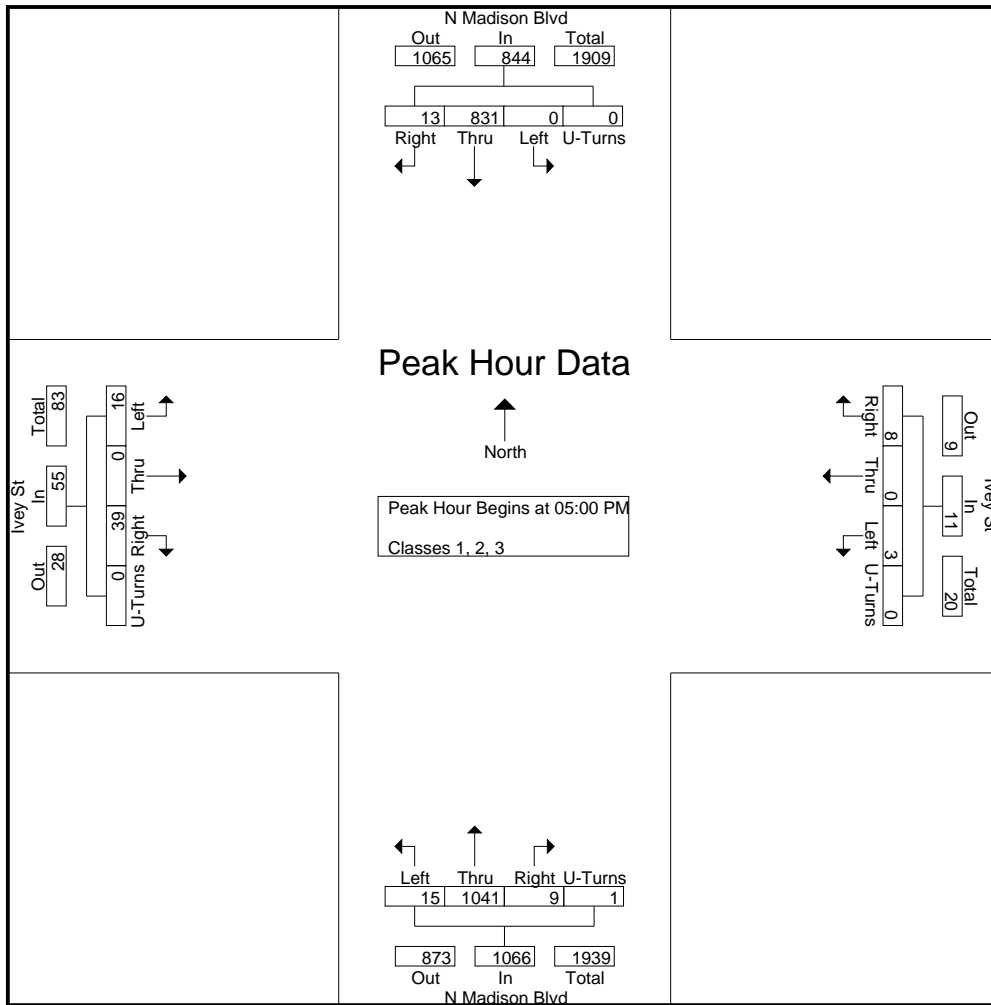


Quality Counts, LLC

920 Blairhill Rd, STE B106
Charlotte, NC 28217

File Name : 14473017 - N Madison Blvd & Ivey St
Site Code : 14473017
Start Date : 8/30/2017
Page No : 7

Start Time	N Madison Blvd Southbound					Ivey St Westbound					N Madison Blvd Northbound					Ivey St Eastbound					Int. Total
	Right	Thru	Left	U-Turns	App. Total	Right	Thru	Left	U-Turns	App. Total	Right	Thru	Left	U-Turns	App. Total	Right	Thru	Left	U-Turns	App. Total	
Peak Hour Analysis From 03:00 PM to 06:45 PM - Peak 1 of 1																					
Peak Hour for Entire Intersection Begins at 05:00 PM																					
05:00 PM	5	231	0	0	236	3	0	1	0	4	5	253	7	0	265	8	0	3	0	11	516
05:15 PM	2	195	0	0	197	3	0	0	0	3	2	263	4	0	269	12	0	4	0	16	485
05:30 PM	4	195	0	0	199	2	0	1	0	3	2	272	3	1	278	12	0	3	0	15	495
05:45 PM	2	210	0	0	212	0	0	1	0	1	0	253	1	0	254	7	0	6	0	13	480
Total Volume	13	831	0	0	844	8	0	3	0	11	9	1041	15	1	1066	39	0	16	0	55	1976
% App. Total	1.5	98.5	0	0		72.7	0	27.3	0		0.8	97.7	1.4	0.1		70.9	0	29.1	0		
PHF	.650	.899	.000	.000	.894	.667	.000	.750	.000	.688	.450	.957	.536	.250	.959	.813	.000	.667	.000	.859	.957



Quality Counts, LLC

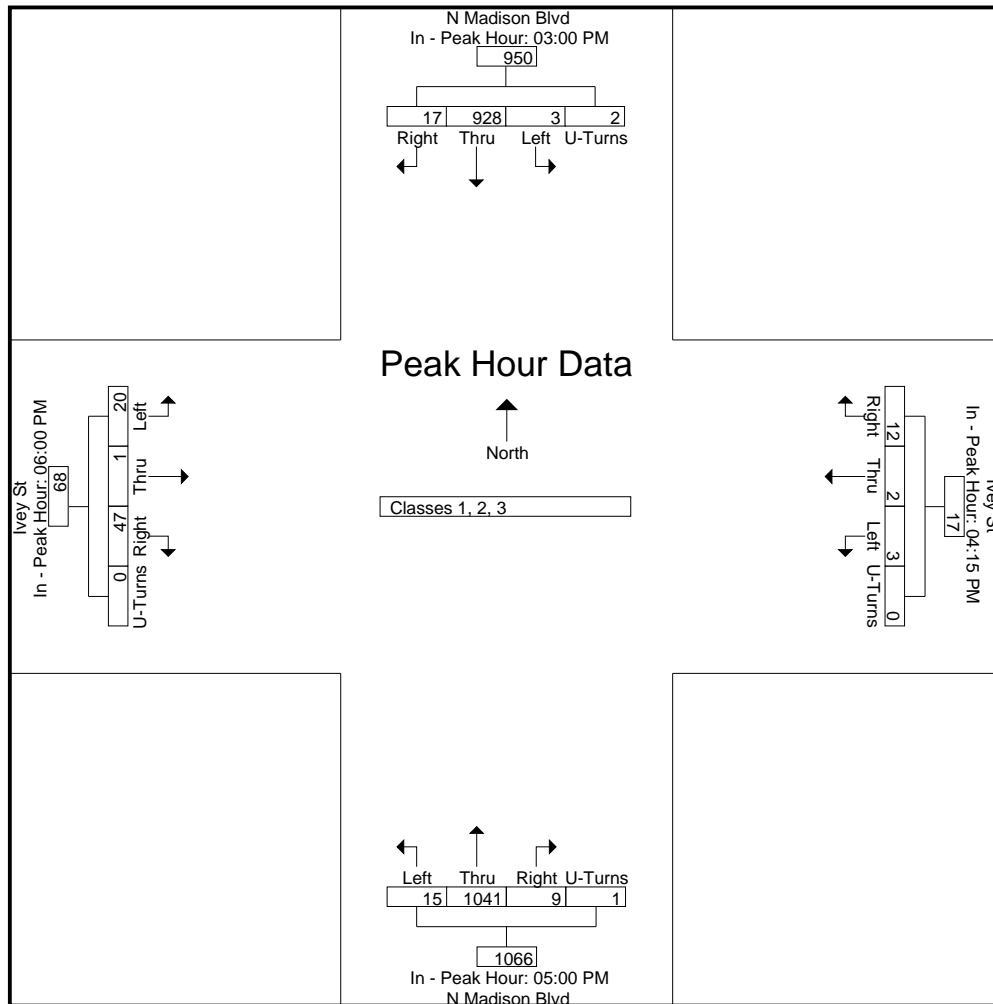
920 Blairhill Rd, STE B106
Charlotte, NC 28217

File Name : 14473017 - N Madison Blvd & Ivey St
Site Code : 14473017
Start Date : 8/30/2017
Page No : 8

Start Time	N Madison Blvd Southbound					Ivey St Westbound					N Madison Blvd Northbound					Ivey St Eastbound					Int. Total
	Rig ht	Thr u	Left	U-Turns	App. Total	Rig ht	Thr u	Left	U-Turns	App. Total	Rig ht	Thr u	Left	U-Turns	App. Total	Rig ht	Thr u	Left	U-Turns	App. Total	

Peak Hour Analysis From 03:00 PM to 06:45 PM - Peak 1 of 1
Peak Hour for Each Approach Begins at:

	03:00 PM					04:15 PM					05:00 PM					06:00 PM				
+0 mins.	4	249	0	0	253	5	0	0	0	5	5	253	7	0	265	11	0	3	0	14
+15 mins.	6	237	2	1	246	1	1	0	0	2	2	263	4	0	269	9	1	6	0	16
+30 mins.	5	242	1	1	249	3	1	2	0	6	2	272	3	1	278	11	0	7	0	18
+45 mins.	2	200	0	0	202	3	0	1	0	4	0	253	1	0	254	16	0	4	0	20
Total Volume	17	928	3	2	950	12	2	3	0	17	9	1041	15	1	1066	47	1	20	0	68
% App. Total	1.8	97.7	0.3	0.2		70.6	11.8	17.6	0		0.8	97.7	1.4	0.1		69.1	1.5	29.4	0	
PHF	.708	.932	.375	.500	.939	.600	.500	.375	.000	.708	.450	.957	.536	.250	.959	.734	.250	.714	.000	.850



Quality Counts, LLC

920 Blairhill Rd, STE B106
Charlotte, NC 28217

File Name : 14473017 - N Madison Blvd & Ivey St

Site Code : 14473017

Start Date : 8/30/2017

Page No : 1

Groups Printed- Classes 4, 5, 6, 7

Start Time	N Madison Blvd Southbound					Ivey St Westbound					N Madison Blvd Northbound					Ivey St Eastbound					Int. Total
	Right	Thru	Left	U-Turns	App. Total	Right	Thru	Left	U-Turns	App. Total	Right	Thru	Left	U-Turns	App. Total	Right	Thru	Left	U-Turns	App. Total	
06:00 AM	0	4	0	0	4	0	0	0	0	0	0	2	0	0	2	1	0	0	0	1	7
06:15 AM	0	4	0	0	4	0	0	0	0	0	0	5	1	0	6	0	0	0	0	0	10
06:30 AM	0	3	0	0	3	0	0	0	0	0	0	2	0	0	2	0	0	0	0	0	5
06:45 AM	0	6	0	0	6	0	0	0	0	0	0	3	0	0	3	0	0	0	0	0	9
Total	0	17	0	0	17	0	0	0	0	0	0	12	1	0	13	1	0	0	0	1	31
07:00 AM	0	3	0	0	3	0	0	0	0	0	0	2	0	0	2	1	0	0	0	1	6
07:15 AM	0	5	0	0	5	0	0	0	0	0	0	5	1	0	6	1	0	0	0	1	12
07:30 AM	1	5	0	0	6	0	0	0	0	0	0	10	0	0	10	0	0	1	0	1	17
07:45 AM	1	7	0	0	8	0	0	0	0	0	0	18	0	0	18	1	0	0	0	1	27
Total	2	20	0	0	22	0	0	0	0	0	0	35	1	0	36	3	0	1	0	4	62
08:00 AM	0	10	0	0	10	0	0	0	0	0	0	6	1	0	7	0	0	0	0	0	17
08:15 AM	0	5	0	0	5	0	0	0	0	0	0	6	0	0	6	0	0	0	0	0	11
08:30 AM	0	10	0	0	10	0	0	0	0	0	0	2	0	0	2	2	0	3	0	5	17
08:45 AM	0	7	0	0	7	0	0	0	0	0	0	6	0	0	6	2	0	0	0	2	15
Total	0	32	0	0	32	0	0	0	0	0	0	20	1	0	21	4	0	3	0	7	60
09:00 AM	0	6	0	0	6	0	0	0	0	0	0	4	0	0	4	0	0	0	0	0	10
09:15 AM	0	4	0	0	4	0	0	0	0	0	0	7	0	0	7	0	0	0	0	0	11
09:30 AM	0	4	0	0	4	0	0	0	0	0	2	6	0	0	8	1	0	1	0	2	14
09:45 AM	0	2	0	0	2	0	0	0	0	0	0	3	0	0	3	0	0	0	0	0	5
Total	0	16	0	0	16	0	0	0	0	0	2	20	0	0	22	1	0	1	0	2	40
10:00 AM	0	7	0	0	7	0	0	0	0	0	0	4	0	0	4	0	0	0	0	0	11
10:15 AM	0	5	0	0	5	0	0	0	0	0	0	6	0	0	6	0	0	0	0	0	11
10:30 AM	0	2	0	0	2	0	0	0	0	0	0	5	1	0	6	1	0	1	0	2	10
10:45 AM	0	5	0	0	5	1	0	0	0	1	0	2	0	0	2	0	0	0	0	0	8
Total	0	19	0	0	19	1	0	0	0	1	0	17	1	0	18	1	0	1	0	2	40
11:00 AM	0	7	0	0	7	0	0	0	0	0	1	2	0	0	3	0	0	0	0	0	10
11:15 AM	0	3	0	0	3	0	0	0	0	0	0	6	0	0	6	0	0	0	0	0	9
11:30 AM	0	2	0	0	2	0	0	0	0	0	0	8	0	0	8	0	0	0	0	0	10
11:45 AM	0	8	0	0	8	0	0	0	0	0	0	3	0	0	3	0	0	0	0	0	11
Total	0	20	0	0	20	0	0	0	0	0	1	19	0	0	20	0	0	0	0	0	40
12:00 PM	0	3	0	0	3	0	0	0	0	0	0	4	0	0	4	0	0	0	0	0	7
12:15 PM	0	9	0	0	9	0	0	0	0	0	0	8	0	0	8	0	0	0	0	0	17
12:30 PM	0	5	0	0	5	0	0	0	0	0	0	4	0	0	4	0	0	0	0	0	9
12:45 PM	0	4	0	0	4	0	0	0	0	0	0	1	0	0	1	0	0	0	0	0	5
Total	0	21	0	0	21	0	0	0	0	0	0	17	0	0	17	0	0	0	0	0	38
01:00 PM	0	6	0	0	6	0	0	0	0	0	0	4	0	0	4	0	0	0	0	0	10
01:15 PM	0	6	0	0	6	0	0	0	0	0	0	7	0	0	7	0	0	0	0	0	13
01:30 PM	0	7	0	0	7	0	0	0	0	0	0	2	0	0	2	0	0	0	0	0	9
01:45 PM	0	6	0	0	6	0	0	0	0	0	0	9	0	0	9	0	0	0	0	0	15
Total	0	25	0	0	25	0	0	0	0	0	0	22	0	0	22	0	0	0	0	0	47
02:00 PM	0	5	0	0	5	0	0	0	0	0	0	3	0	0	3	0	0	0	0	0	8
02:15 PM	0	5	0	0	5	0	0	0	0	0	0	3	0	0	3	0	0	0	0	0	8
02:30 PM	0	6	0	0	6	0	0	0	0	0	0	8	0	0	8	0	0	0	0	0	14
02:45 PM	0	14	0	0	14	0	0	0	0	0	0	8	0	0	8	0	0	0	0	0	22
Total	0	30	0	0	30	0	0	0	0	0	0	22	0	0	22	0	0	0	0	0	52
03:00 PM	0	16	0	0	16	0	0	0	0	0	0	9	0	0	9	1	0	0	0	1	26
03:15 PM	1	4	0	0	5	0	0	0	0	0	0	7	0	0	7	0	0	0	0	0	12
03:30 PM	0	9	0	0	9	0	0	0	0	0	0	5	0	0	5	0	0	0	0	0	14
03:45 PM	0	3	0	0	3	0	0	0	0	0	0	6	0	0	6	0	0	0	0	0	9
Total	1	32	0	0	33	0	0	0	0	0	0	27	0	0	27	1	0	0	0	1	61

Quality Counts, LLC

920 Blairhill Rd, STE B106
Charlotte, NC 28217

File Name : 14473017 - N Madison Blvd & Ivey St

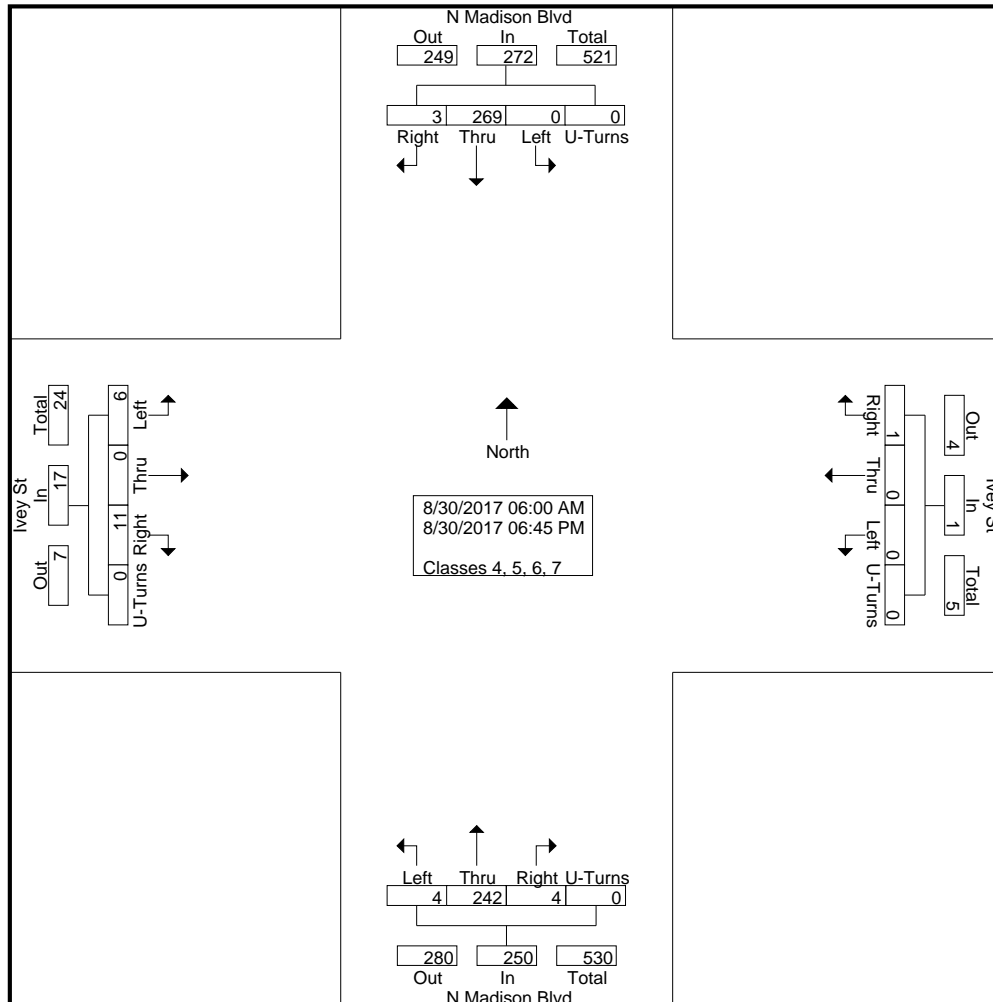
Site Code : 14473017

Start Date : 8/30/2017

Page No : 2

Groups Printed- Classes 4, 5, 6, 7

Start Time	N Madison Blvd Southbound					Ivey St Westbound					N Madison Blvd Northbound					Ivey St Eastbound					Int. Total
	Right	Thru	Left	U-Turns	App. Total	Right	Thru	Left	U-Turns	App. Total	Right	Thru	Left	U-Turns	App. Total	Right	Thru	Left	U-Turns	App. Total	
04:00 PM	0	1	0	0	1	0	0	0	0	0	0	7	0	0	7	0	0	0	0	0	0
04:15 PM	0	2	0	0	2	0	0	0	0	0	0	4	0	0	4	0	0	0	0	0	0
04:30 PM	0	2	0	0	2	0	0	0	0	0	0	4	0	0	4	0	0	0	0	0	0
04:45 PM	0	6	0	0	6	0	0	0	0	0	0	3	0	0	3	0	0	0	0	0	0
Total	0	11	0	0	11	0	0	0	0	0	0	18	0	0	18	0	0	0	0	0	0
05:00 PM	0	5	0	0	5	0	0	0	0	0	0	3	0	0	3	0	0	0	0	0	0
05:15 PM	0	3	0	0	3	0	0	0	0	0	0	2	0	0	2	0	0	0	0	0	0
05:30 PM	0	6	0	0	6	0	0	0	0	0	0	3	0	0	3	0	0	0	0	0	0
05:45 PM	0	3	0	0	3	0	0	0	0	0	1	0	0	0	1	0	0	0	0	0	0
Total	0	17	0	0	17	0	0	0	0	0	1	8	0	0	9	0	0	0	0	0	0
06:00 PM	0	5	0	0	5	0	0	0	0	0	0	1	0	0	1	0	0	0	0	0	0
06:15 PM	0	2	0	0	2	0	0	0	0	0	0	2	0	0	2	0	0	0	0	0	0
06:30 PM	0	2	0	0	2	0	0	0	0	0	0	2	0	0	2	0	0	0	0	0	0
06:45 PM	0	0	0	0	0	0	0	0	0	0	0	0	0	0	0	0	0	0	0	0	0
Total	0	9	0	0	9	0	0	0	0	0	0	5	0	0	5	0	0	0	0	0	0
Grand Total	3	269	0	0	272	1	0	0	0	1	4	242	4	0	250	11	0	6	0	17	540
Apprch %	1.1	98.9	0	0		100	0	0	0		1.6	96.8	1.6	0		64.7	0	35.3	0		
Total %	0.6	49.8	0	0	50.4	0.2	0	0	0	0.2	0.7	44.8	0.7	0	46.3	2	0	1.1	0	3.1	

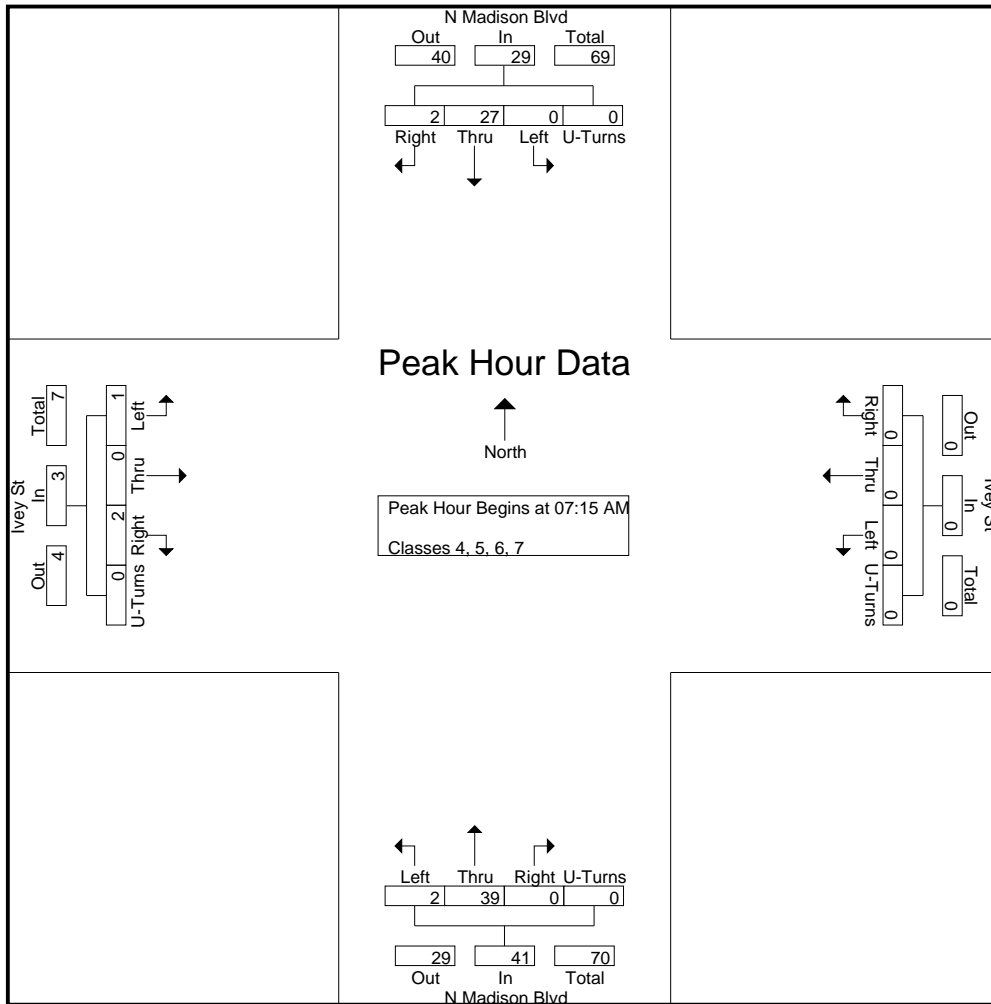


Quality Counts, LLC

920 Blairhill Rd, STE B106
Charlotte, NC 28217

File Name : 14473017 - N Madison Blvd & Ivey St
Site Code : 14473017
Start Date : 8/30/2017
Page No : 3

Start Time	N Madison Blvd Southbound					Ivey St Westbound					N Madison Blvd Northbound					Ivey St Eastbound					Int. Total
	Right	Thru	Left	U-Turns	App. Total	Right	Thru	Left	U-Turns	App. Total	Right	Thru	Left	U-Turns	App. Total	Right	Thru	Left	U-Turns	App. Total	
Peak Hour Analysis From 06:00 AM to 09:45 AM - Peak 1 of 1																					
Peak Hour for Entire Intersection Begins at 07:15 AM																					
07:15 AM	0	5	0	0	5	0	0	0	0	0	0	5	1	0	6	1	0	0	0	1	12
07:30 AM	1	5	0	0	6	0	0	0	0	0	0	10	0	0	10	0	0	1	0	1	17
07:45 AM	1	7	0	0	8	0	0	0	0	0	0	18	0	0	18	1	0	0	0	1	27
08:00 AM	0	10	0	0	10	0	0	0	0	0	0	6	1	0	7	0	0	0	0	0	17
Total Volume	2	27	0	0	29	0	0	0	0	0	0	39	2	0	41	2	0	1	0	3	73
% App. Total	6.9	93.1	0	0		0	0	0	0	0	0	95.1	4.9	0		66.7	0	33.3	0		
PHF	.500	.675	.000	.000	.725	.000	.000	.000	.000	.000	.000	.542	.500	.000	.569	.500	.000	.250	.000	.750	.676



Quality Counts, LLC

920 Blairhill Rd, STE B106
Charlotte, NC 28217

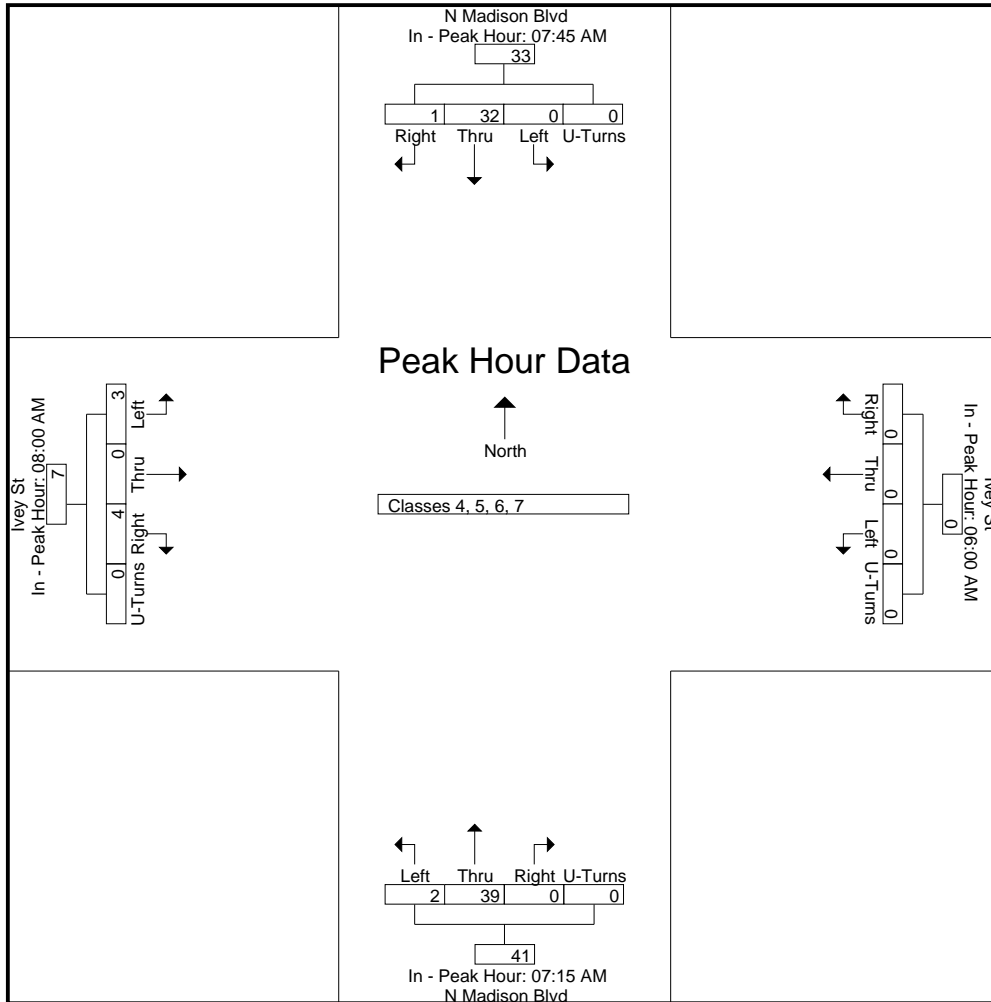
File Name : 14473017 - N Madison Blvd & Ivey St
Site Code : 14473017
Start Date : 8/30/2017
Page No : 4

Start Time	N Madison Blvd Southbound					Ivey St Westbound					N Madison Blvd Northbound					Ivey St Eastbound					Int. Total
	Right	Thru	Left	U-Turns	App. Total	Right	Thru	Left	U-Turns	App. Total	Right	Thru	Left	U-Turns	App. Total	Right	Thru	Left	U-Turns	App. Total	

Peak Hour Analysis From 06:00 AM to 09:45 AM - Peak 1 of 1

Peak Hour for Each Approach Begins at:

	07:45 AM					06:00 AM					07:15 AM					08:00 AM					
+0 mins.	1	7	0	0	8	0	0	0	0	0	0	5	1	0	6	0	0	0	0	0	0
+15 mins.	0	10	0	0	10	0	0	0	0	0	0	10	0	0	10	0	0	0	0	0	0
+30 mins.	0	5	0	0	5	0	0	0	0	0	0	18	0	0	18	2	0	3	0	0	5
+45 mins.	0	10	0	0	10	0	0	0	0	0	0	6	1	0	7	2	0	0	0	0	2
Total Volume	1	32	0	0	33	0	0	0	0	0	0	39	2	0	41	4	0	3	0	0	7
% App. Total	3	97	0	0		0	0	0	0	0	0	95.1	4.9	0		57.1	0	42.9	0	0	
PHF	.250	.800	.000	.000	.825	.000	.000	.000	.000	.000	.000	.542	.500	.000	.569	.500	.000	.250	.000	.000	.350



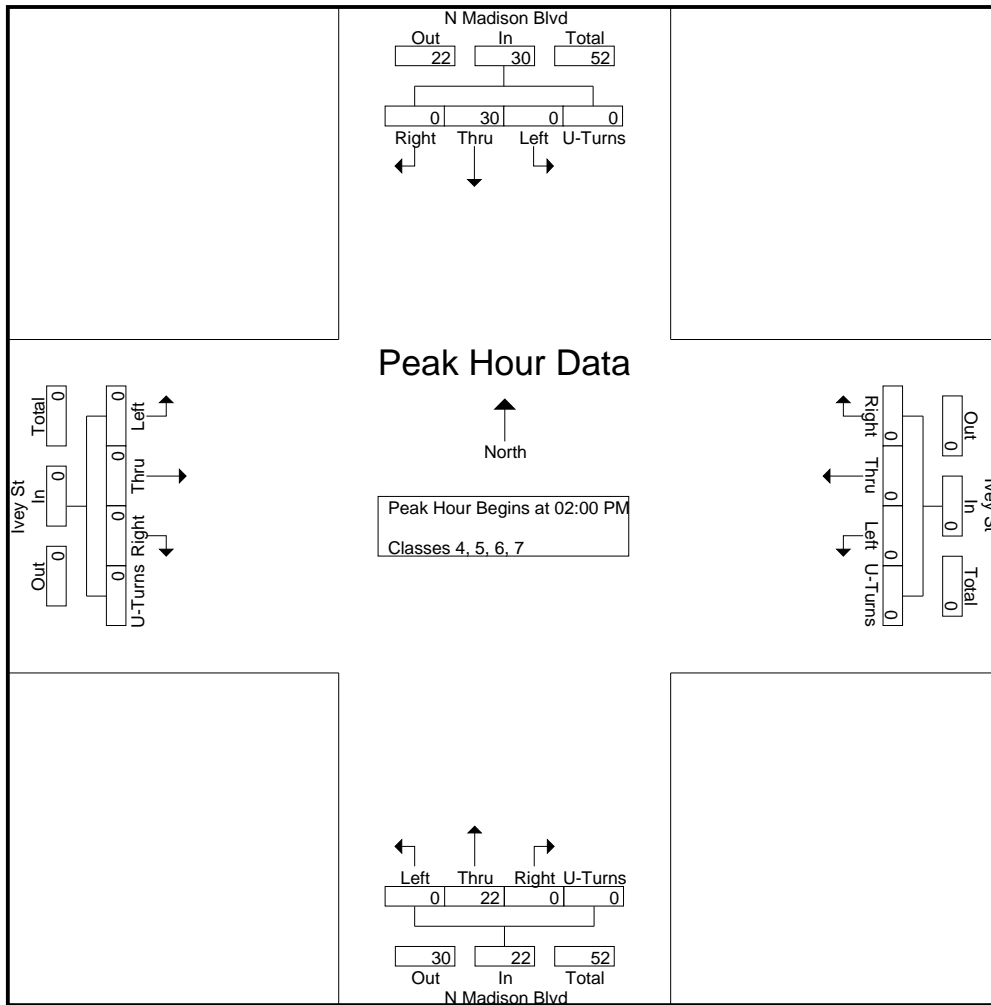
Quality Counts, LLC

920 Blairhill Rd, STE B106
Charlotte, NC 28217

File Name : 14473017 - N Madison Blvd & Ivey St
Site Code : 14473017
Start Date : 8/30/2017
Page No : 5

Start Time	N Madison Blvd Southbound					Ivey St Westbound					N Madison Blvd Northbound					Ivey St Eastbound					Int. Total	
	Right	Thru	Left	U-Turns	App. Total	Right	Thru	Left	U-Turns	App. Total	Right	Thru	Left	U-Turns	App. Total	Right	Thru	Left	U-Turns	App. Total		
02:00 PM	0	5	0	0	5	0	0	0	0	0	0	3	0	0	3	0	0	0	0	0	0	8
02:15 PM	0	5	0	0	5	0	0	0	0	0	0	3	0	0	3	0	0	0	0	0	0	8
02:30 PM	0	6	0	0	6	0	0	0	0	0	0	8	0	0	8	0	0	0	0	0	0	14
02:45 PM	0	14	0	0	14	0	0	0	0	0	0	8	0	0	8	0	0	0	0	0	0	22
Total Volume	0	30	0	0	30	0	0	0	0	0	0	22	0	0	22	0	0	0	0	0	0	52
% App. Total	0	100	0	0		0	0	0	0		0	100	0	0		0	0	0	0			
PHF	.000	.536	.000	.000	.536	.000	.000	.000	.000	.000	.000	.688	.000	.000	.688	.000	.000	.000	.000	.000	.000	.591

Peak Hour Analysis From 10:00 AM to 02:45 PM - Peak 1 of 1
Peak Hour for Entire Intersection Begins at 02:00 PM



Quality Counts, LLC

920 Blairhill Rd, STE B106
Charlotte, NC 28217

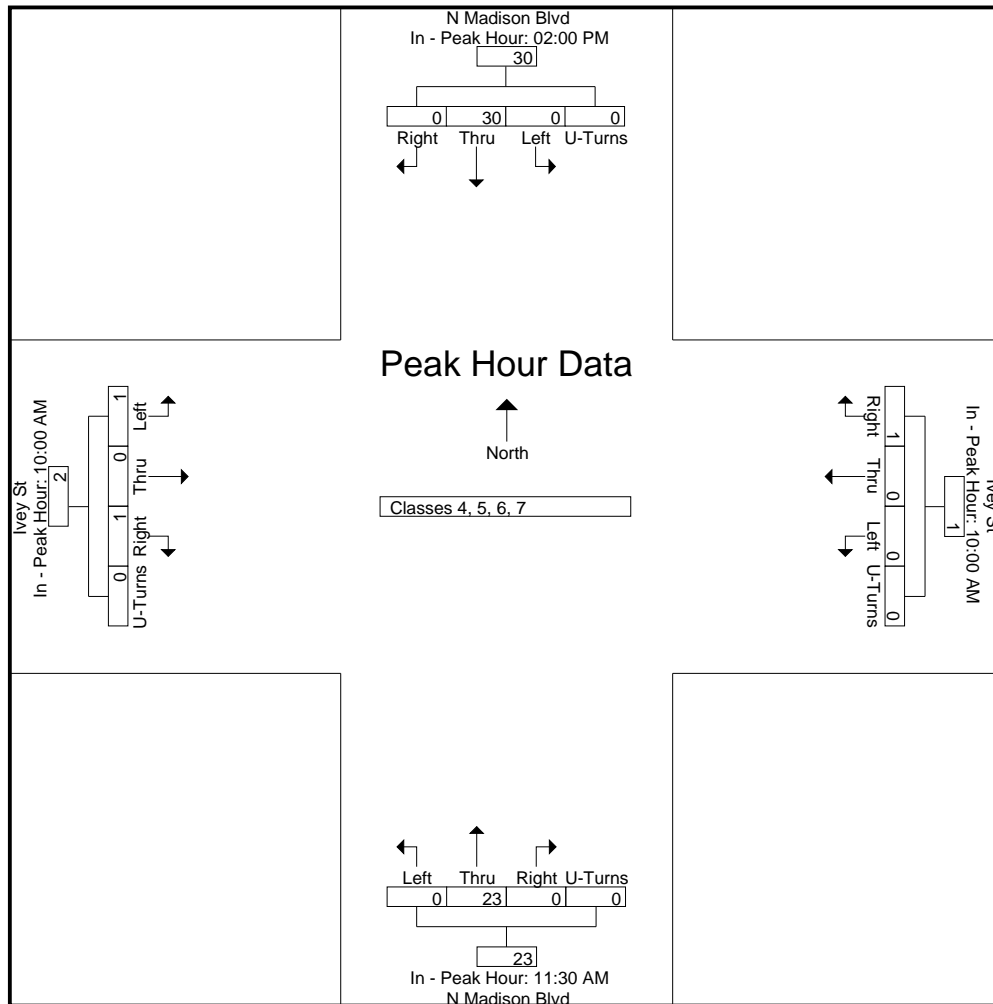
File Name : 14473017 - N Madison Blvd & Ivey St
Site Code : 14473017
Start Date : 8/30/2017
Page No : 6

Start Time	N Madison Blvd Southbound					Ivey St Westbound					N Madison Blvd Northbound					Ivey St Eastbound					Int. Total
	Rig ht	Thr u	Left	U-Turns	App. Total	Rig ht	Thr u	Left	U-Turns	App. Total	Rig ht	Thr u	Left	U-Turns	App. Total	Rig ht	Thr u	Left	U-Turns	App. Total	

Peak Hour Analysis From 10:00 AM to 02:45 PM - Peak 1 of 1

Peak Hour for Each Approach Begins at:

	02:00 PM					10:00 AM					11:30 AM					10:00 AM				
+0 mins.	0	5	0	0	5	0	0	0	0	0	0	8	0	0	8	0	0	0	0	0
+15 mins.	0	5	0	0	5	0	0	0	0	0	0	3	0	0	3	0	0	0	0	0
+30 mins.	0	6	0	0	6	0	0	0	0	0	0	4	0	0	4	1	0	1	0	2
+45 mins.	0	14	0	0	14	1	0	0	0	1	0	8	0	0	8	0	0	0	0	0
Total Volume	0	30	0	0	30	1	0	0	0	1	0	23	0	0	23	1	0	1	0	2
% App. Total	0	100	0	0	0	100	0	0	0	0	0	100	0	0	0	50	0	50	0	0
PHF	.000	.536	.000	.000	.536	.250	.000	.000	.000	.250	.000	.719	.000	.000	.719	.250	.000	.250	.000	.250



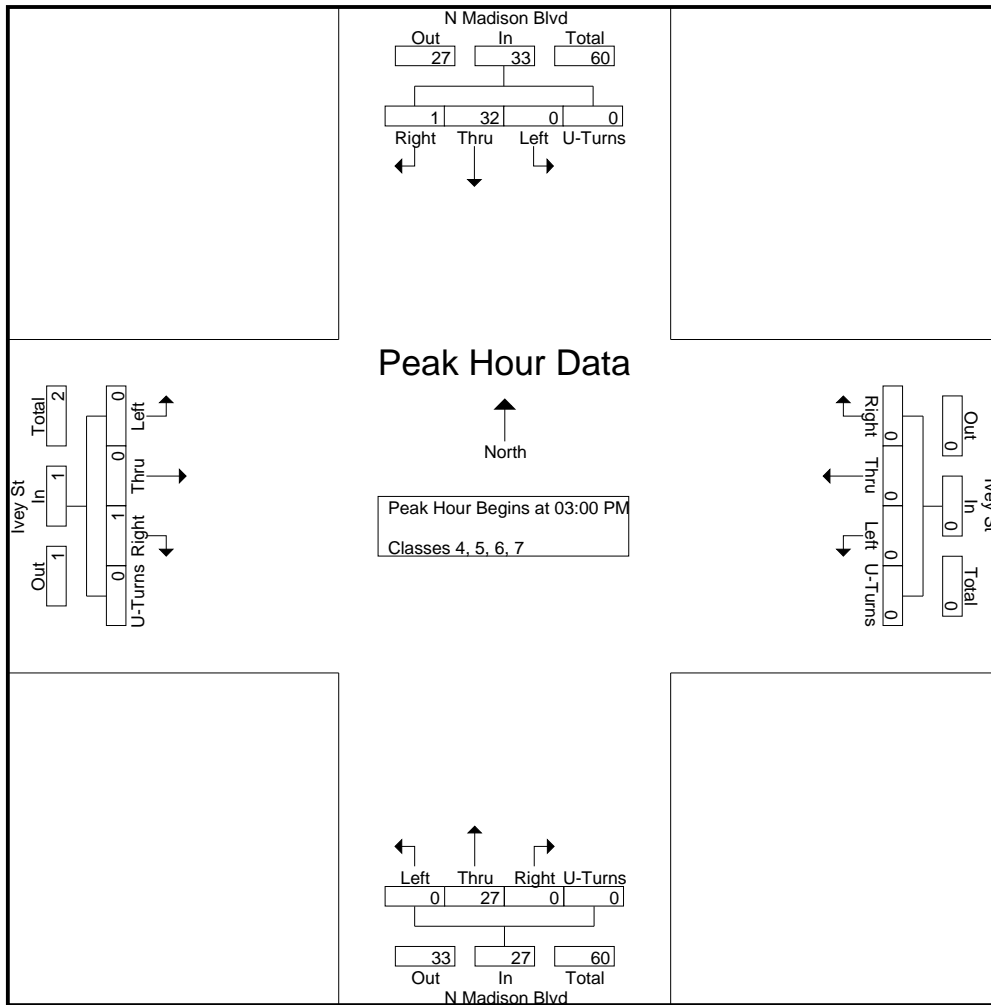
Quality Counts, LLC

920 Blairhill Rd, STE B106
Charlotte, NC 28217

File Name : 14473017 - N Madison Blvd & Ivey St
Site Code : 14473017
Start Date : 8/30/2017
Page No : 7

Start Time	N Madison Blvd Southbound					Ivey St Westbound					N Madison Blvd Northbound					Ivey St Eastbound					Int. Total
	Right	Thru	Left	U-Turns	App. Total	Right	Thru	Left	U-Turns	App. Total	Right	Thru	Left	U-Turns	App. Total	Right	Thru	Left	U-Turns	App. Total	
03:00 PM	0	16	0	0	16	0	0	0	0	0	0	9	0	0	9	1	0	0	0	1	26
03:15 PM	1	4	0	0	5	0	0	0	0	0	0	7	0	0	7	0	0	0	0	0	12
03:30 PM	0	9	0	0	9	0	0	0	0	0	0	5	0	0	5	0	0	0	0	0	14
03:45 PM	0	3	0	0	3	0	0	0	0	0	0	6	0	0	6	0	0	0	0	0	9
Total Volume	1	32	0	0	33	0	0	0	0	0	0	27	0	0	27	1	0	0	0	1	61
% App. Total	3	97	0	0		0	0	0	0		0	100	0	0		100	0	0	0		
PHF	.250	.500	.000	.000	.516	.000	.000	.000	.000	.000	.000	.750	.000	.000	.750	.250	.000	.000	.000	.250	.587

Peak Hour Analysis From 03:00 PM to 06:45 PM - Peak 1 of 1
Peak Hour for Entire Intersection Begins at 03:00 PM



Quality Counts, LLC

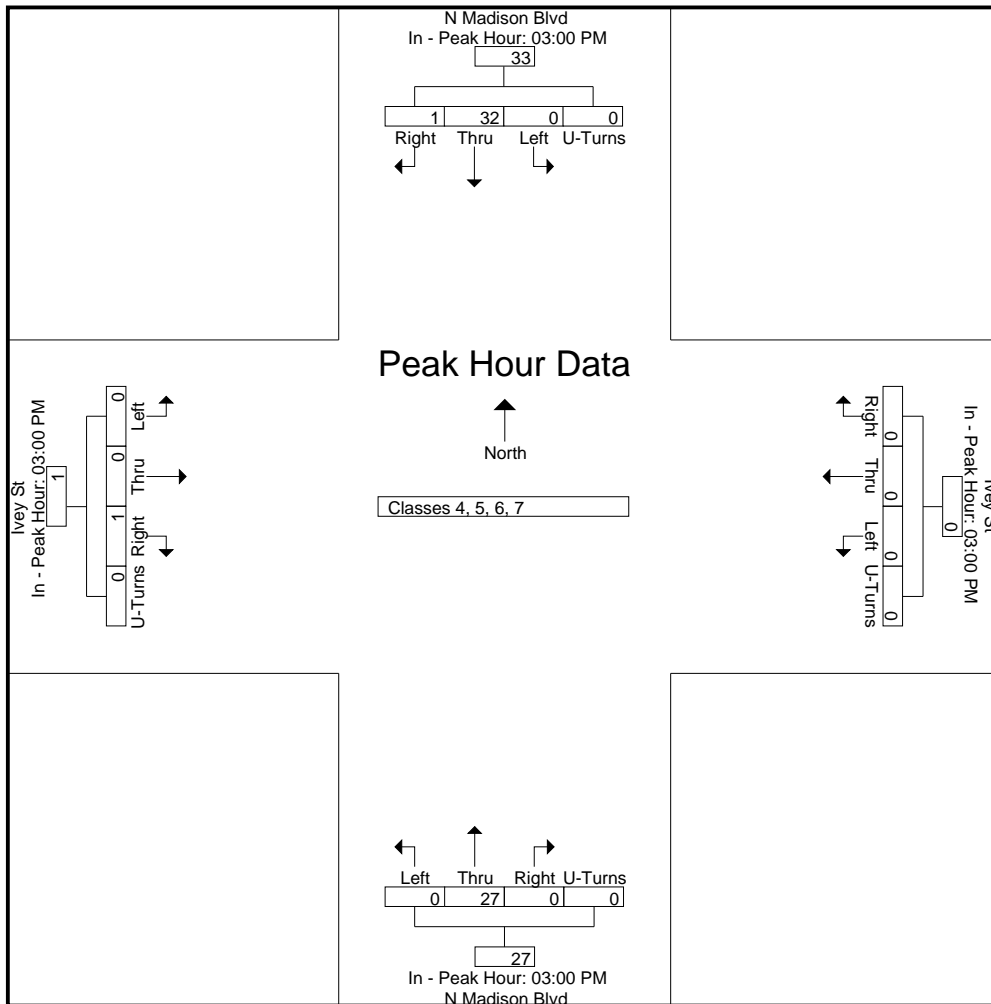
920 Blairhill Rd, STE B106
Charlotte, NC 28217

File Name : 14473017 - N Madison Blvd & Ivey St
Site Code : 14473017
Start Date : 8/30/2017
Page No : 8

Start Time	N Madison Blvd Southbound					Ivey St Westbound					N Madison Blvd Northbound					Ivey St Eastbound					Int. Total
	Right	Thru	Left	U-Turns	App. Total	Right	Thru	Left	U-Turns	App. Total	Right	Thru	Left	U-Turns	App. Total	Right	Thru	Left	U-Turns	App. Total	

Peak Hour Analysis From 03:00 PM to 06:45 PM - Peak 1 of 1
Peak Hour for Each Approach Begins at:

	03:00 PM					03:00 PM					03:00 PM					03:00 PM									
+0 mins.	0	16	0	0	16	0	0	0	0	0	0	9	0	0	9	1	0	0	0	1	0	0	0	0	0
+15 mins.	1	4	0	0	5	0	0	0	0	0	0	7	0	0	7	0	0	0	0	0	0	0	0	0	0
+30 mins.	0	9	0	0	9	0	0	0	0	0	0	5	0	0	5	0	0	0	0	0	0	0	0	0	0
+45 mins.	0	3	0	0	3	0	0	0	0	0	0	6	0	0	6	0	0	0	0	0	0	0	0	0	0
Total Volume	1	32	0	0	33	0	0	0	0	0	0	27	0	0	27	1	0	0	0	1	100	0	0	0	0
% App. Total	3	97	0	0		0	0	0	0	0	0	100	0	0											
PHF	.250	.500	.000	.000	.516	.000	.000	.000	.000	.000	.000	.750	.000	.000	.750	.250	.000	.000	.000	.250					



Quality Counts, LLC

920 Blairhill Rd, STE B106
Charlotte, NC 28217

File Name : 14473017 - N Madison Blvd & Ivey St

Site Code : 14473017

Start Date : 8/30/2017

Page No : 1

Groups Printed- Classes 8, 9, 10

Start Time	N Madison Blvd Southbound					Ivey St Westbound					N Madison Blvd Northbound					Ivey St Eastbound					Int. Total
	Right	Thru	Left	U-Turns	App. Total	Right	Thru	Left	U-Turns	App. Total	Right	Thru	Left	U-Turns	App. Total	Right	Thru	Left	U-Turns	App. Total	
06:00 AM	0	2	0	0	2	0	0	0	0	0	0	3	0	0	3	0	0	0	0	0	5
06:15 AM	0	2	0	0	2	0	0	0	0	0	0	3	0	0	3	0	0	0	0	0	5
06:30 AM	0	2	0	0	2	0	0	0	0	0	0	4	0	0	4	0	0	0	0	0	6
06:45 AM	0	5	0	0	5	0	0	0	0	0	0	5	0	0	5	0	0	0	0	0	10
Total	0	11	0	0	11	0	0	0	0	0	0	15	0	0	15	0	0	0	0	0	26
07:00 AM	0	4	0	0	4	0	0	0	0	0	0	0	0	0	0	0	0	0	0	0	4
07:15 AM	0	1	0	0	1	0	0	0	0	0	0	9	0	0	9	0	0	0	0	0	10
07:30 AM	0	5	0	0	5	0	0	0	0	0	0	6	0	0	6	0	0	0	0	0	11
07:45 AM	0	4	0	0	4	0	0	0	0	0	0	4	0	0	4	0	0	0	0	0	8
Total	0	14	0	0	14	0	0	0	0	0	0	19	0	0	19	0	0	0	0	0	33
08:00 AM	0	7	0	0	7	0	0	0	0	0	0	4	0	0	4	0	0	0	0	0	11
08:15 AM	0	6	0	0	6	0	0	0	0	0	0	4	0	0	4	1	0	0	0	1	11
08:30 AM	0	4	0	0	4	0	0	0	0	0	0	8	0	0	8	0	0	0	0	0	12
08:45 AM	0	8	0	0	8	0	0	0	0	0	0	8	0	0	8	0	0	0	0	0	16
Total	0	25	0	0	25	0	0	0	0	0	0	24	0	0	24	1	0	0	0	1	50
09:00 AM	0	7	0	0	7	0	0	0	0	0	0	2	0	0	2	0	0	0	0	0	9
09:15 AM	0	6	0	0	6	0	0	0	0	0	0	5	0	0	5	0	0	0	0	0	11
09:30 AM	0	5	0	0	5	0	0	0	0	0	1	10	0	0	11	0	0	0	0	0	16
09:45 AM	0	3	0	0	3	0	0	1	0	1	0	5	0	0	5	0	0	0	0	0	9
Total	0	21	0	0	21	0	0	1	0	1	1	22	0	0	23	0	0	0	0	0	45
10:00 AM	0	4	0	0	4	0	0	0	0	0	0	9	0	0	9	0	0	0	0	0	13
10:15 AM	0	5	0	0	5	0	0	0	0	0	0	5	0	0	5	0	0	0	0	0	10
10:30 AM	0	7	0	0	7	0	0	0	0	0	0	2	0	0	2	0	0	0	0	0	9
10:45 AM	0	5	0	0	5	0	0	0	0	0	0	5	0	0	5	0	0	0	0	0	10
Total	0	21	0	0	21	0	0	0	0	0	0	21	0	0	21	0	0	0	0	0	42
11:00 AM	0	5	0	0	5	0	0	0	0	0	0	7	0	0	7	0	0	0	0	0	12
11:15 AM	0	6	0	0	6	0	0	0	0	0	0	10	0	0	10	0	0	0	0	0	16
11:30 AM	0	2	0	0	2	0	0	0	0	0	0	6	0	0	6	0	0	0	0	0	8
11:45 AM	0	5	0	0	5	0	0	0	0	0	0	6	0	0	6	1	0	0	0	1	12
Total	0	18	0	0	18	0	0	0	0	0	0	29	0	0	29	1	0	0	0	1	48
12:00 PM	0	2	0	0	2	0	0	0	0	0	0	4	0	0	4	0	0	0	0	0	6
12:15 PM	0	4	0	0	4	0	0	0	0	0	0	7	0	0	7	0	0	0	0	0	11
12:30 PM	0	7	0	0	7	0	0	0	0	0	0	3	0	0	3	0	0	0	0	0	10
12:45 PM	0	2	0	0	2	0	0	0	0	0	0	8	0	0	8	0	0	0	0	0	10
Total	0	15	0	0	15	0	0	0	0	0	0	22	0	0	22	0	0	0	0	0	37
01:00 PM	0	4	0	0	4	0	0	0	0	0	0	10	0	0	10	0	0	0	0	0	14
01:15 PM	0	3	0	0	3	0	0	0	0	0	0	2	0	0	2	0	0	0	0	0	5
01:30 PM	0	3	0	0	3	0	0	0	0	0	0	10	0	0	10	0	0	0	0	0	13
01:45 PM	0	6	0	0	6	0	0	0	0	0	0	6	0	0	6	0	0	0	0	0	12
Total	0	16	0	0	16	0	0	0	0	0	0	28	0	0	28	0	0	0	0	0	44
02:00 PM	0	1	0	0	1	0	0	0	0	0	0	5	0	0	5	0	0	0	0	0	6
02:15 PM	0	5	0	0	5	0	0	0	0	0	0	4	0	0	4	0	0	0	0	0	9
02:30 PM	0	5	0	0	5	0	0	0	0	0	0	5	0	0	5	0	0	0	0	0	10
02:45 PM	0	7	0	0	7	0	0	0	0	0	0	7	0	0	7	0	0	0	0	0	14
Total	0	18	0	0	18	0	0	0	0	0	0	21	0	0	21	0	0	0	0	0	39
03:00 PM	0	3	0	0	3	0	0	0	0	0	0	5	0	0	5	0	0	0	0	0	8
03:15 PM	0	4	0	0	4	0	0	0	0	0	0	7	0	0	7	0	0	0	0	0	11
03:30 PM	0	2	0	0	2	0	0	0	0	0	0	8	0	0	8	0	0	0	0	0	10
03:45 PM	0	4	0	0	4	0	0	0	0	0	0	6	0	0	6	0	0	0	0	0	10
Total	0	13	0	0	13	0	0	0	0	0	0	26	0	0	26	0	0	0	0	0	39

Quality Counts, LLC

920 Blairhill Rd, STE B106
Charlotte, NC 28217

File Name : 14473017 - N Madison Blvd & Ivey St

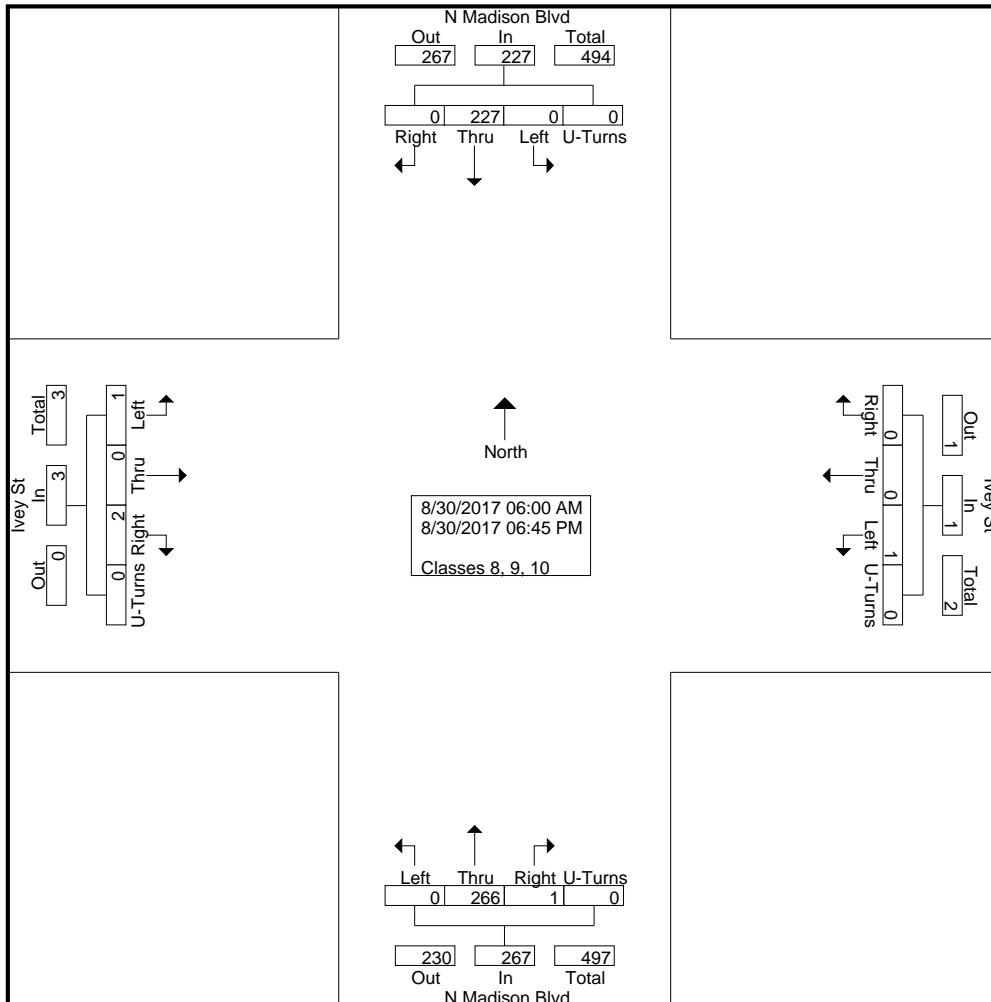
Site Code : 14473017

Start Date : 8/30/2017

Page No : 2

Groups Printed- Classes 8, 9, 10

Start Time	N Madison Blvd Southbound					Ivey St Westbound					N Madison Blvd Northbound					Ivey St Eastbound					Int. Total
	Right	Thru	Left	U-Turns	App. Total	Right	Thru	Left	U-Turns	App. Total	Right	Thru	Left	U-Turns	App. Total	Right	Thru	Left	U-Turns	App. Total	
04:00 PM	0	3	0	0	3	0	0	0	0	0	0	3	0	0	3	0	0	1	0	1	7
04:15 PM	0	4	0	0	4	0	0	0	0	0	0	11	0	0	11	0	0	0	0	0	15
04:30 PM	0	5	0	0	5	0	0	0	0	0	0	2	0	0	2	0	0	0	0	0	7
04:45 PM	0	6	0	0	6	0	0	0	0	0	0	6	0	0	6	0	0	0	0	0	12
Total	0	18	0	0	18	0	0	0	0	0	0	22	0	0	22	0	0	1	0	1	41
05:00 PM	0	9	0	0	9	0	0	0	0	0	0	4	0	0	4	0	0	0	0	0	13
05:15 PM	0	9	0	0	9	0	0	0	0	0	0	4	0	0	4	0	0	0	0	0	13
05:30 PM	0	4	0	0	4	0	0	0	0	0	0	2	0	0	2	0	0	0	0	0	6
05:45 PM	0	3	0	0	3	0	0	0	0	0	0	2	0	0	2	0	0	0	0	0	5
Total	0	25	0	0	25	0	0	0	0	0	0	12	0	0	12	0	0	0	0	0	37
06:00 PM	0	2	0	0	2	0	0	0	0	0	0	1	0	0	1	0	0	0	0	0	3
06:15 PM	0	4	0	0	4	0	0	0	0	0	0	1	0	0	1	0	0	0	0	0	5
06:30 PM	0	2	0	0	2	0	0	0	0	0	0	1	0	0	1	0	0	0	0	0	3
06:45 PM	0	4	0	0	4	0	0	0	0	0	0	2	0	0	2	0	0	0	0	0	6
Total	0	12	0	0	12	0	0	0	0	0	0	5	0	0	5	0	0	0	0	0	17
Grand Total	0	227	0	0	227	0	0	1	0	1	1	266	0	0	267	2	0	1	0	3	498
Apprch %	0	100	0	0		0	0	100	0		0.4	99.6	0	0		66.7	0	33.3	0		
Total %	0	45.6	0	0	45.6	0	0	0.2	0	0.2	0.2	53.4	0	0	53.6	0.4	0	0.2	0	0.6	

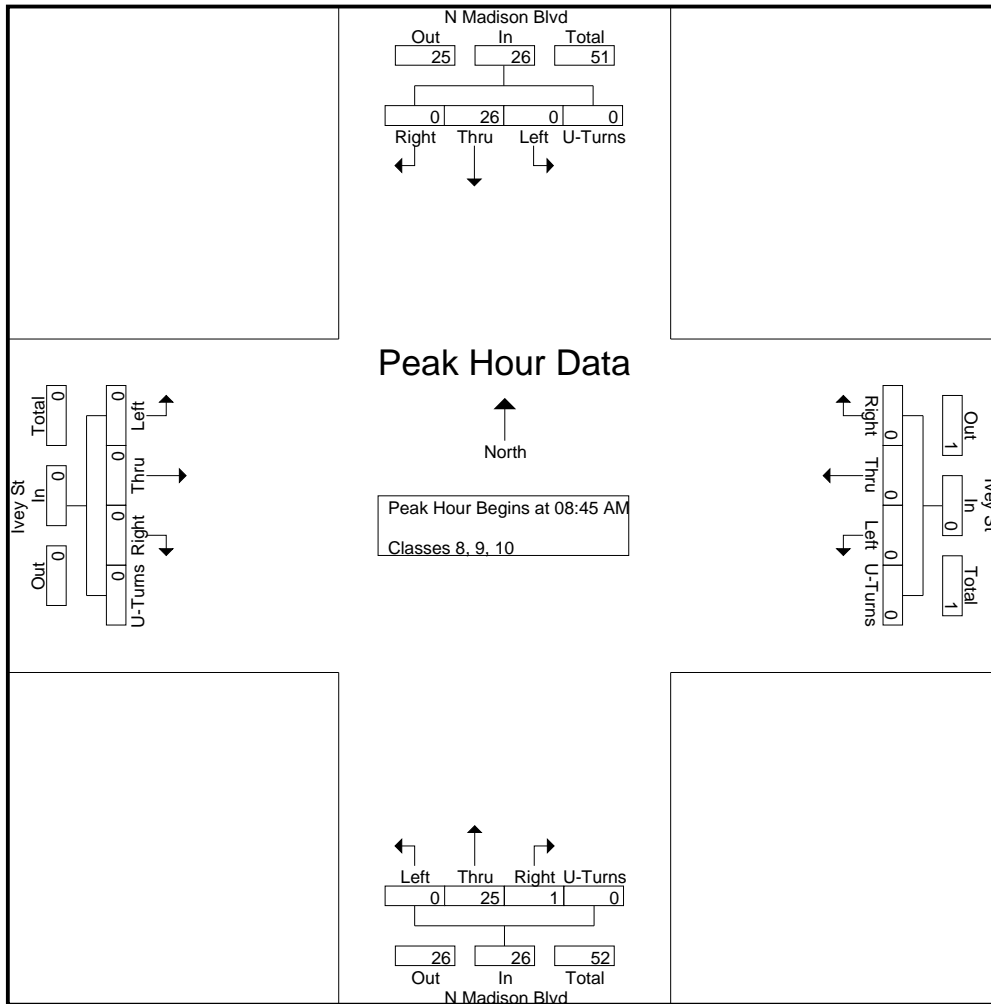


Quality Counts, LLC

920 Blairhill Rd, STE B106
Charlotte, NC 28217

File Name : 14473017 - N Madison Blvd & Ivey St
Site Code : 14473017
Start Date : 8/30/2017
Page No : 3

Start Time	N Madison Blvd Southbound					Ivey St Westbound					N Madison Blvd Northbound					Ivey St Eastbound					Int. Total
	Right	Thru	Left	U-Turns	App. Total	Right	Thru	Left	U-Turns	App. Total	Right	Thru	Left	U-Turns	App. Total	Right	Thru	Left	U-Turns	App. Total	
Peak Hour Analysis From 06:00 AM to 09:45 AM - Peak 1 of 1																					
Peak Hour for Entire Intersection Begins at 08:45 AM																					
08:45 AM	0	8	0	0	8	0	0	0	0	0	0	8	0	0	8	0	0	0	0	0	16
09:00 AM	0	7	0	0	7	0	0	0	0	0	0	2	0	2	0	0	0	0	0	0	9
09:15 AM	0	6	0	0	6	0	0	0	0	0	0	5	0	5	0	0	0	0	0	0	11
09:30 AM	0	5	0	0	5	0	0	0	0	0	1	10	0	11	0	0	0	0	0	0	16
Total Volume	0	26	0	0	26	0	0	0	0	0	1	25	0	26	0	0	0	0	0	0	52
% App. Total	0	100	0	0		0	0	0	0		3.8	96.2	0		0	0	0	0			
PHF	.000	.813	.000	.000	.813	.000	.000	.000	.000	.000	.250	.625	.000	.591	.000	.000	.000	.000	.000	.000	.813



Quality Counts, LLC

920 Blairhill Rd, STE B106
Charlotte, NC 28217

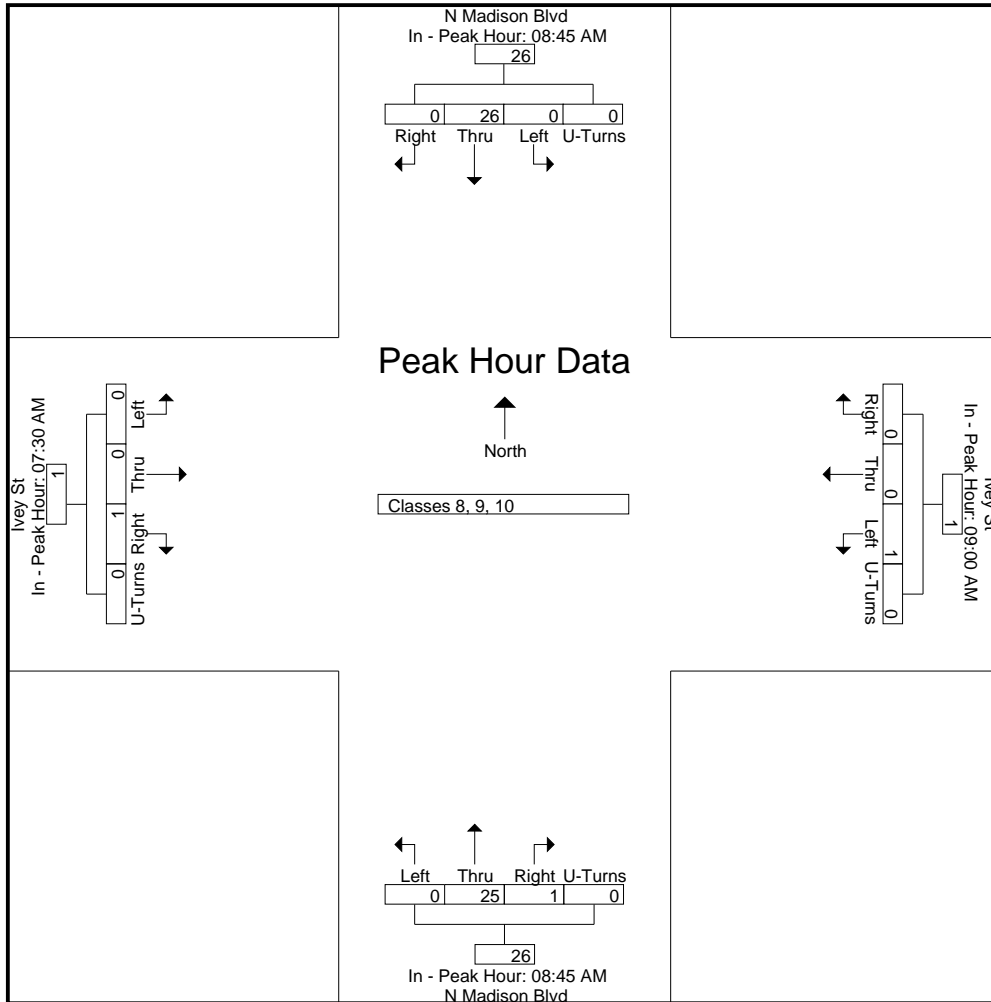
File Name : 14473017 - N Madison Blvd & Ivey St
Site Code : 14473017
Start Date : 8/30/2017
Page No : 4

Start Time	N Madison Blvd Southbound					Ivey St Westbound					N Madison Blvd Northbound					Ivey St Eastbound					Int. Total
	Right	Thru	Left	U-Turns	App. Total	Right	Thru	Left	U-Turns	App. Total	Right	Thru	Left	U-Turns	App. Total	Right	Thru	Left	U-Turns	App. Total	

Peak Hour Analysis From 06:00 AM to 09:45 AM - Peak 1 of 1

Peak Hour for Each Approach Begins at:

	08:45 AM					09:00 AM					08:45 AM					07:30 AM				
+0 mins.	0	8	0	0	8	0	0	0	0	0	0	8	0	0	8	0	0	0	0	0
+15 mins.	0	7	0	0	7	0	0	0	0	0	0	2	0	0	2	0	0	0	0	0
+30 mins.	0	6	0	0	6	0	0	0	0	0	0	5	0	0	5	0	0	0	0	0
+45 mins.	0	5	0	0	5	0	0	1	0	1	1	10	0	0	11	1	0	0	0	1
Total Volume	0	26	0	0	26	0	0	1	0	1	1	25	0	0	26	1	0	0	0	1
% App. Total	0	100	0	0		0	0	100	0		3.8	96.2	0	0		100	0	0	0	
PHF	.000	.813	.000	.000	.813	.000	.000	.250	.000	.250	.250	.625	.000	.000	.591	.250	.000	.000	.000	.250



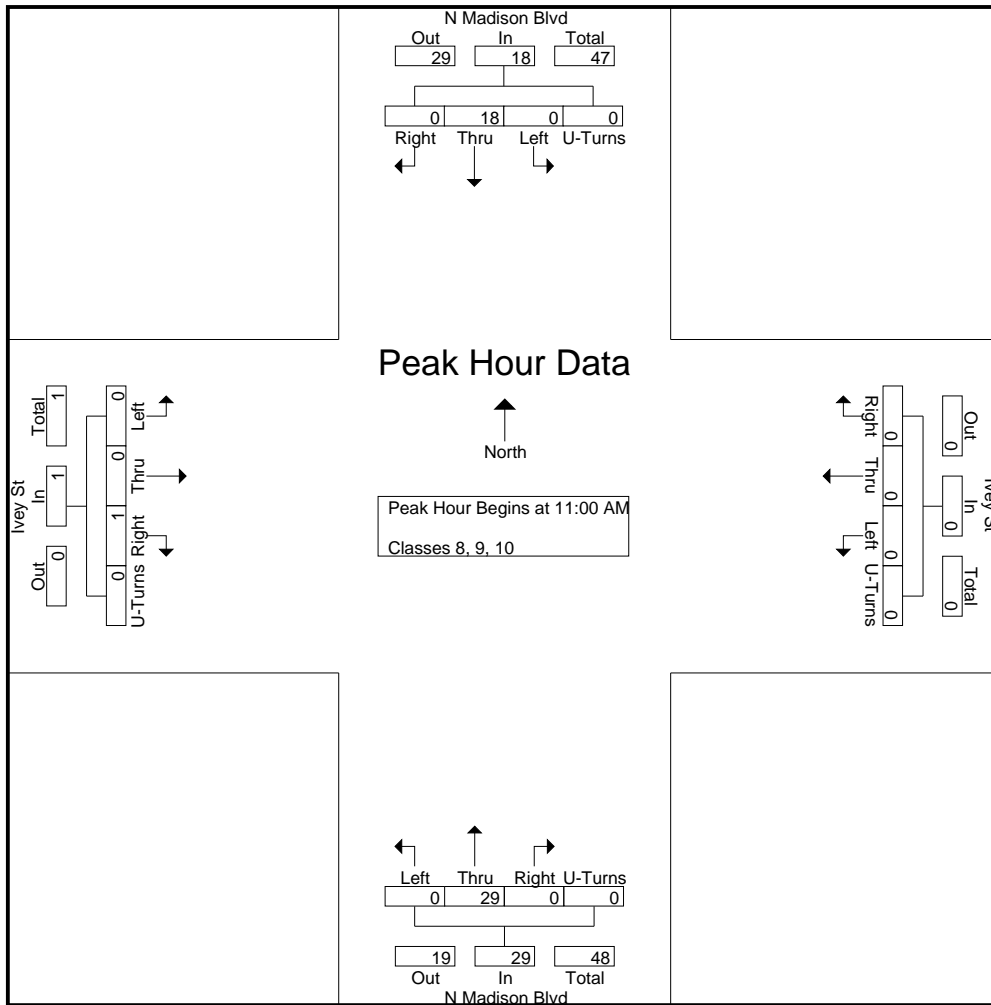
Quality Counts, LLC

920 Blairhill Rd, STE B106
Charlotte, NC 28217

File Name : 14473017 - N Madison Blvd & Ivey St
Site Code : 14473017
Start Date : 8/30/2017
Page No : 5

Start Time	N Madison Blvd Southbound					Ivey St Westbound					N Madison Blvd Northbound					Ivey St Eastbound					Int. Total
	Right	Thru	Left	U-Turns	App. Total	Right	Thru	Left	U-Turns	App. Total	Right	Thru	Left	U-Turns	App. Total	Right	Thru	Left	U-Turns	App. Total	
11:00 AM	0	5	0	0	5	0	0	0	0	0	0	7	0	0	7	0	0	0	0	0	12
11:15 AM	0	6	0	0	6	0	0	0	0	0	0	10	0	0	10	0	0	0	0	0	16
11:30 AM	0	2	0	0	2	0	0	0	0	0	0	6	0	0	6	0	0	0	0	0	8
11:45 AM	0	5	0	0	5	0	0	0	0	0	0	6	0	0	6	1	0	0	0	1	12
Total Volume	0	18	0	0	18	0	0	0	0	0	0	29	0	0	29	1	0	0	0	1	48
% App. Total	0	100	0	0		0	0	0	0		0	100	0	0		100	0	0	0		
PHF	.000	.750	.000	.000	.750	.000	.000	.000	.000	.000	.000	.725	.000	.000	.725	.250	.000	.000	.000	.250	.750

Peak Hour Analysis From 10:00 AM to 02:45 PM - Peak 1 of 1
Peak Hour for Entire Intersection Begins at 11:00 AM



Quality Counts, LLC

920 Blairhill Rd, STE B106
Charlotte, NC 28217

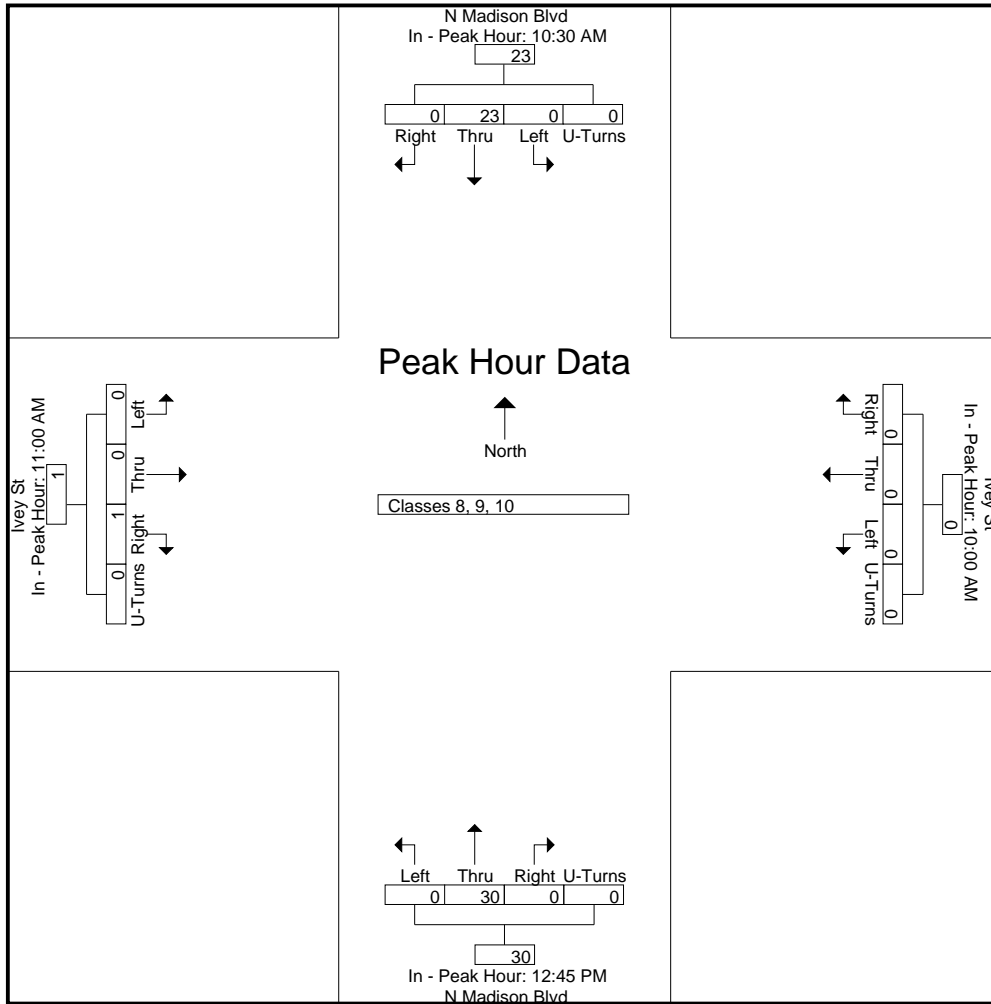
File Name : 14473017 - N Madison Blvd & Ivey St
Site Code : 14473017
Start Date : 8/30/2017
Page No : 6

Start Time	N Madison Blvd Southbound					Ivey St Westbound					N Madison Blvd Northbound					Ivey St Eastbound					Int. Total
	Right	Thru	Left	U-Turns	App. Total	Right	Thru	Left	U-Turns	App. Total	Right	Thru	Left	U-Turns	App. Total	Right	Thru	Left	U-Turns	App. Total	

Peak Hour Analysis From 10:00 AM to 02:45 PM - Peak 1 of 1

Peak Hour for Each Approach Begins at:

	10:30 AM					10:00 AM					12:45 PM					11:00 AM				
+0 mins.	0	7	0	0	7	0	0	0	0	0	0	8	0	0	8	0	0	0	0	0
+15 mins.	0	5	0	0	5	0	0	0	0	0	0	10	0	0	10	0	0	0	0	0
+30 mins.	0	5	0	0	5	0	0	0	0	0	0	2	0	0	2	0	0	0	0	0
+45 mins.	0	6	0	0	6	0	0	0	0	0	0	10	0	0	10	1	0	0	0	1
Total Volume	0	23	0	0	23	0	0	0	0	0	0	30	0	0	30	1	0	0	0	1
% App. Total	0	100	0	0		0	0	0	0		0	100	0	0		100	0	0	0	
PHF	.000	.821	.000	.000	.821	.000	.000	.000	.000	.000	.000	.750	.000	.000	.750	.250	.000	.000	.000	.250



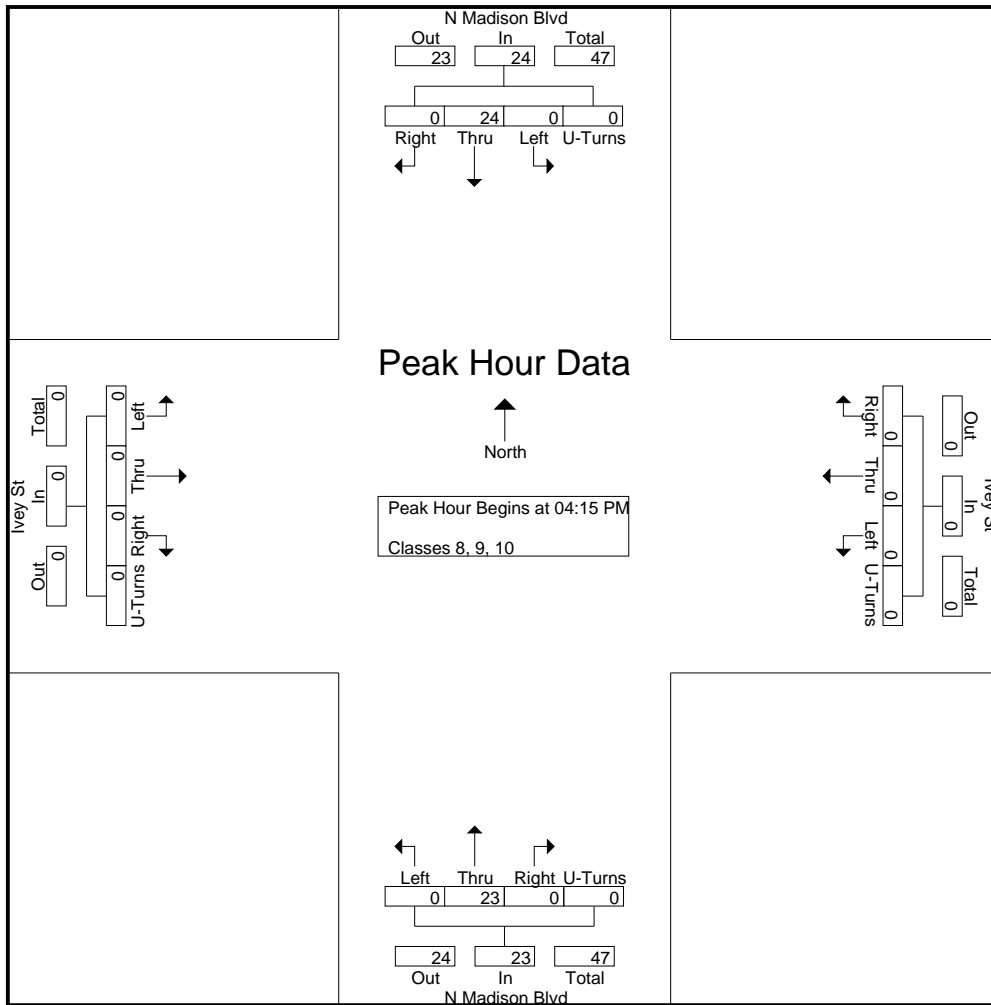
Quality Counts, LLC

920 Blairhill Rd, STE B106
Charlotte, NC 28217

File Name : 14473017 - N Madison Blvd & Ivey St
Site Code : 14473017
Start Date : 8/30/2017
Page No : 7

Start Time	N Madison Blvd Southbound					Ivey St Westbound					N Madison Blvd Northbound					Ivey St Eastbound					Int. Total
	Right	Thru	Left	U-Turns	App. Total	Right	Thru	Left	U-Turns	App. Total	Right	Thru	Left	U-Turns	App. Total	Right	Thru	Left	U-Turns	App. Total	
04:15 PM	0	4	0	0	4	0	0	0	0	0	0	11	0	0	11	0	0	0	0	0	15
04:30 PM	0	5	0	0	5	0	0	0	0	0	0	2	0	2	0	0	0	0	0	0	7
04:45 PM	0	6	0	0	6	0	0	0	0	0	0	6	0	6	0	0	0	0	0	0	12
05:00 PM	0	9	0	0	9	0	0	0	0	0	0	4	0	4	0	0	0	0	0	0	13
Total Volume	0	24	0	0	24	0	0	0	0	0	0	23	0	23	0	0	0	0	0	0	47
% App. Total	0	100	0	0		0	0	0	0		0	100	0	0		0	0	0	0		
PHF	.000	.667	.000	.000	.667	.000	.000	.000	.000	.000	.000	.523	.000	.523	.000	.000	.000	.000	.000	.000	.783

Peak Hour Analysis From 03:00 PM to 06:45 PM - Peak 1 of 1
Peak Hour for Entire Intersection Begins at 04:15 PM



Quality Counts, LLC

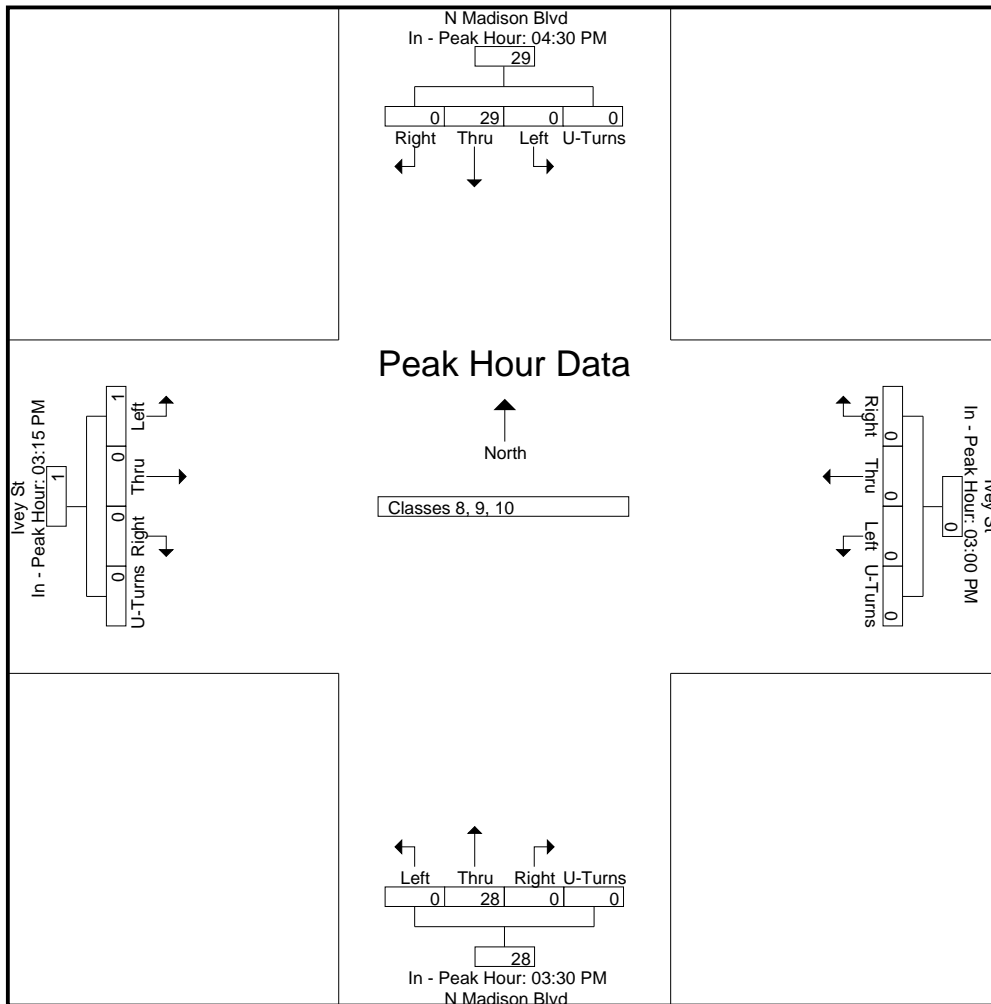
920 Blairhill Rd, STE B106
Charlotte, NC 28217

File Name : 14473017 - N Madison Blvd & Ivey St
Site Code : 14473017
Start Date : 8/30/2017
Page No : 8

Start Time	N Madison Blvd Southbound					Ivey St Westbound					N Madison Blvd Northbound					Ivey St Eastbound					Int. Total
	Right	Thru	Left	U-Turns	App. Total	Right	Thru	Left	U-Turns	App. Total	Right	Thru	Left	U-Turns	App. Total	Right	Thru	Left	U-Turns	App. Total	

Peak Hour Analysis From 03:00 PM to 06:45 PM - Peak 1 of 1
Peak Hour for Each Approach Begins at:

	04:30 PM					03:00 PM					03:30 PM					03:15 PM				
+0 mins.	0	5	0	0	5	0	0	0	0	0	0	8	0	0	8	0	0	0	0	0
+15 mins.	0	6	0	0	6	0	0	0	0	0	0	6	0	0	6	0	0	0	0	0
+30 mins.	0	9	0	0	9	0	0	0	0	0	0	3	0	0	3	0	0	0	0	0
+45 mins.	0	9	0	0	9	0	0	0	0	0	0	11	0	0	11	0	0	1	0	1
Total Volume	0	29	0	0	29	0	0	0	0	0	0	28	0	0	28	0	0	1	0	1
% App. Total	0	100	0	0		0	0	0	0		0	100	0	0		0	0	100	0	
PHF	.000	.806	.000	.000	.806	.000	.000	.000	.000	.000	.000	.636	.000	.000	.636	.000	.000	.250	.000	.250



Quality Counts, LLC

920 Blairhill Rd, STE B106
Charlotte, NC 28217

File Name : 14473017 - N Madison Blvd & Ivey St

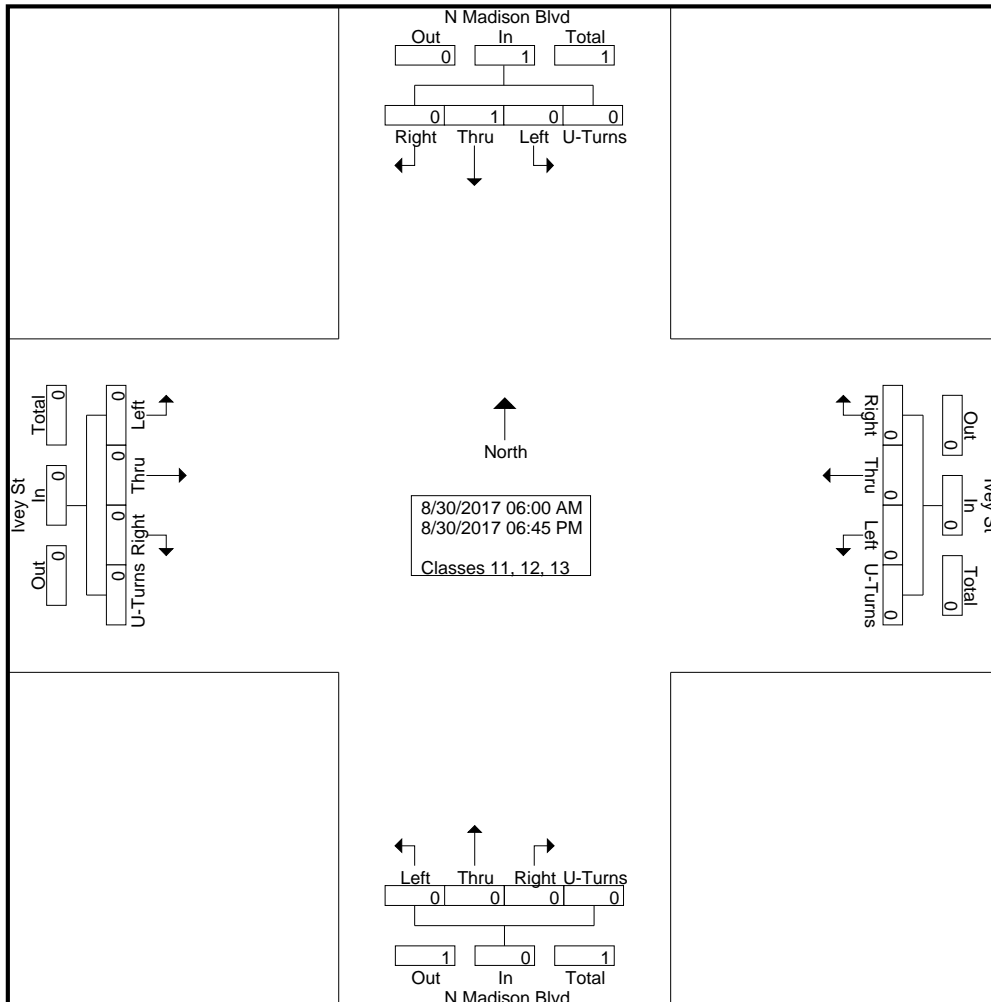
Site Code : 14473017

Start Date : 8/30/2017

Page No : 2

Groups Printed- Classes 11, 12, 13

Start Time	N Madison Blvd Southbound					Ivey St Westbound					N Madison Blvd Northbound					Ivey St Eastbound					Int. Total					
	Right	Thru	Left	U-Turns	App. Total	Right	Thru	Left	U-Turns	App. Total	Right	Thru	Left	U-Turns	App. Total	Right	Thru	Left	U-Turns	App. Total						
04:00 PM	0	0	0	0	0	0	0	0	0	0	0	0	0	0	0	0	0	0	0	0	0	0	0	0	0	0
04:15 PM	0	0	0	0	0	0	0	0	0	0	0	0	0	0	0	0	0	0	0	0	0	0	0	0	0	0
04:30 PM	0	0	0	0	0	0	0	0	0	0	0	0	0	0	0	0	0	0	0	0	0	0	0	0	0	0
04:45 PM	0	0	0	0	0	0	0	0	0	0	0	0	0	0	0	0	0	0	0	0	0	0	0	0	0	0
Total	0	0	0	0	0	0	0	0	0	0	0	0	0	0	0	0	0	0	0	0	0	0	0	0	0	0
05:00 PM	0	0	0	0	0	0	0	0	0	0	0	0	0	0	0	0	0	0	0	0	0	0	0	0	0	0
05:15 PM	0	0	0	0	0	0	0	0	0	0	0	0	0	0	0	0	0	0	0	0	0	0	0	0	0	0
05:30 PM	0	0	0	0	0	0	0	0	0	0	0	0	0	0	0	0	0	0	0	0	0	0	0	0	0	0
05:45 PM	0	0	0	0	0	0	0	0	0	0	0	0	0	0	0	0	0	0	0	0	0	0	0	0	0	0
Total	0	0	0	0	0	0	0	0	0	0	0	0	0	0	0	0	0	0	0	0	0	0	0	0	0	0
06:00 PM	0	0	0	0	0	0	0	0	0	0	0	0	0	0	0	0	0	0	0	0	0	0	0	0	0	0
06:15 PM	0	0	0	0	0	0	0	0	0	0	0	0	0	0	0	0	0	0	0	0	0	0	0	0	0	0
06:30 PM	0	0	0	0	0	0	0	0	0	0	0	0	0	0	0	0	0	0	0	0	0	0	0	0	0	0
06:45 PM	0	0	0	0	0	0	0	0	0	0	0	0	0	0	0	0	0	0	0	0	0	0	0	0	0	0
Total	0	0	0	0	0	0	0	0	0	0	0	0	0	0	0	0	0	0	0	0	0	0	0	0	0	0
Grand Total	0	1	0	0	1	0	0	0	0	0	0	0	0	0	0	0	0	0	0	0	0	0	0	0	0	1
Apprch %	0	100	0	0		0	0	0	0		0	0	0	0		0	0	0	0		0	0	0	0		
Total %	0	100	0	0	100	0	0	0	0		0	0	0	0		0	0	0	0		0	0	0	0		

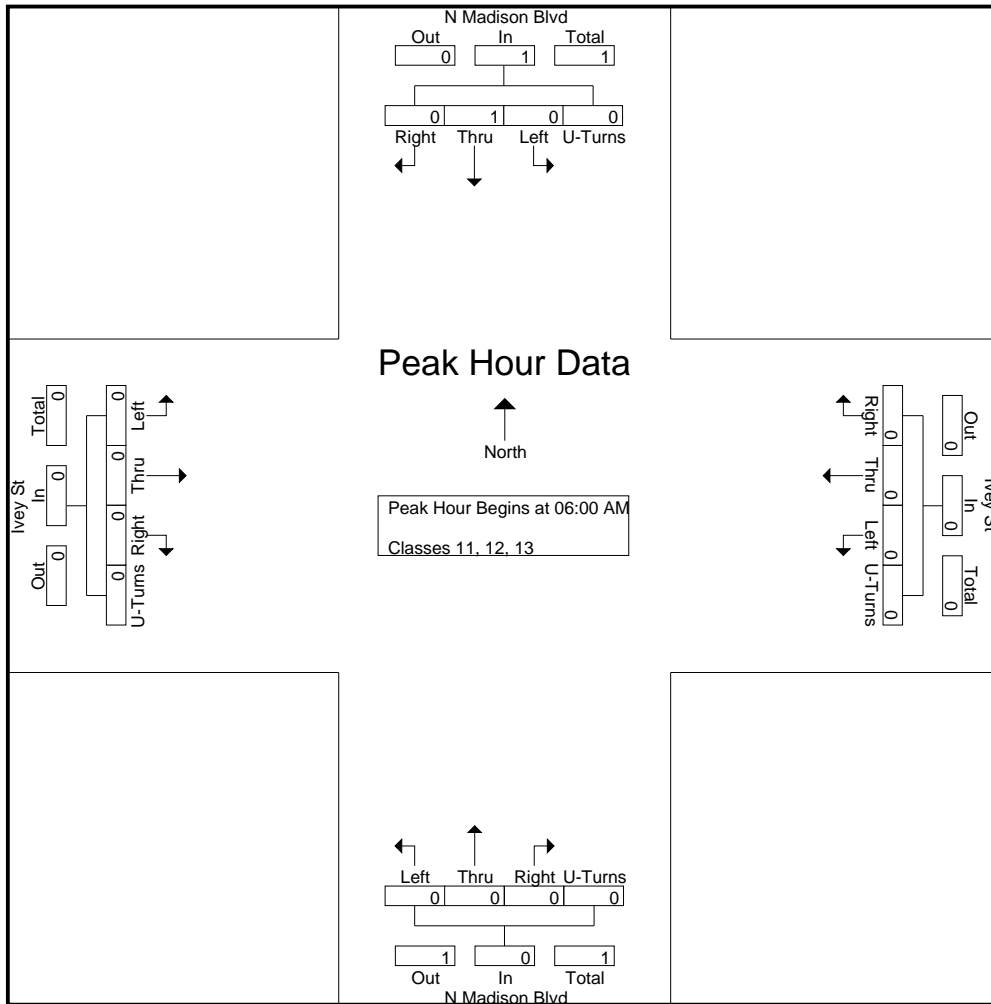


Quality Counts, LLC

920 Blairhill Rd, STE B106
Charlotte, NC 28217

File Name : 14473017 - N Madison Blvd & Ivey St
Site Code : 14473017
Start Date : 8/30/2017
Page No : 3

Start Time	N Madison Blvd Southbound					Ivey St Westbound					N Madison Blvd Northbound					Ivey St Eastbound					Int. Total	
	Right	Thru	Left	U-Turns	App. Total	Right	Thru	Left	U-Turns	App. Total	Right	Thru	Left	U-Turns	App. Total	Right	Thru	Left	U-Turns	App. Total		
Peak Hour Analysis From 06:00 AM to 09:45 AM - Peak 1 of 1																						
Peak Hour for Entire Intersection Begins at 06:00 AM																						
06:00 AM	0	0	0	0	0	0	0	0	0	0	0	0	0	0	0	0	0	0	0	0	0	0
06:15 AM	0	1	0	0	1	0	0	0	0	0	0	0	0	0	0	0	0	0	0	0	0	0
06:30 AM	0	0	0	0	0	0	0	0	0	0	0	0	0	0	0	0	0	0	0	0	0	0
06:45 AM	0	0	0	0	0	0	0	0	0	0	0	0	0	0	0	0	0	0	0	0	0	0
Total Volume	0	1	0	0	1	0	0	0	0	0	0	0	0	0	0	0	0	0	0	0	0	0
% App. Total	0	100	0	0		0	0	0	0		0	0	0	0		0	0	0	0		0	
PHF	.000	.250	.000	.000	.250	.000	.000	.000	.000	.000	.000	.000	.000	.000	.000	.000	.000	.000	.000	.000	.000	.250



Quality Counts, LLC

920 Blairhill Rd, STE B106
Charlotte, NC 28217

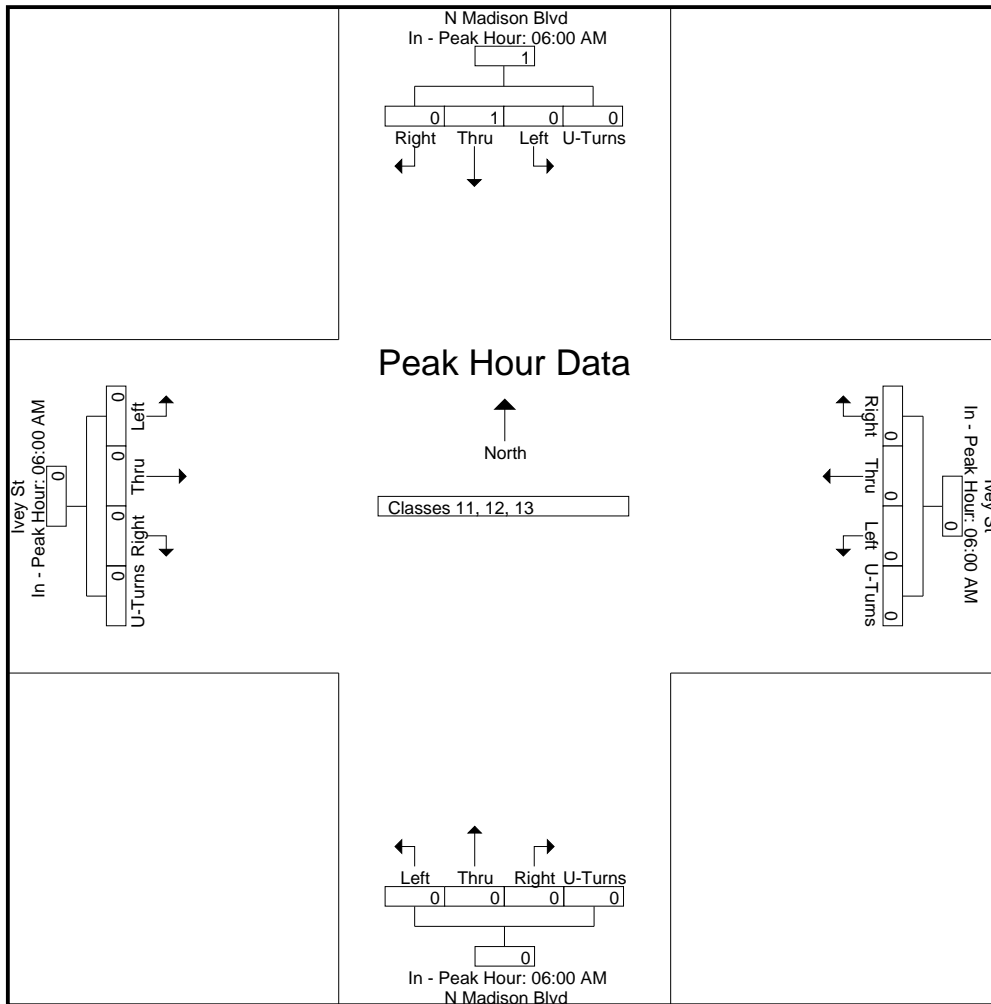
File Name : 14473017 - N Madison Blvd & Ivey St
Site Code : 14473017
Start Date : 8/30/2017
Page No : 4

Start Time	N Madison Blvd Southbound					Ivey St Westbound					N Madison Blvd Northbound					Ivey St Eastbound					Int. Total
	Right	Thru	Left	U-Turns	App. Total	Right	Thru	Left	U-Turns	App. Total	Right	Thru	Left	U-Turns	App. Total	Right	Thru	Left	U-Turns	App. Total	

Peak Hour Analysis From 06:00 AM to 09:45 AM - Peak 1 of 1

Peak Hour for Each Approach Begins at:

	06:00 AM					06:00 AM					06:00 AM					06:00 AM				
+0 mins.	0	0	0	0	0	0	0	0	0	0	0	0	0	0	0	0	0	0	0	0
+15 mins.	0	1	0	0	1	0	0	0	0	0	0	0	0	0	0	0	0	0	0	0
+30 mins.	0	0	0	0	0	0	0	0	0	0	0	0	0	0	0	0	0	0	0	0
+45 mins.	0	0	0	0	0	0	0	0	0	0	0	0	0	0	0	0	0	0	0	0
Total Volume	0	1	0	0	1	0	0	0	0	0	0	0	0	0	0	0	0	0	0	0
% App. Total	0	100	0	0		0	0	0	0		0	0	0	0		0	0	0	0	
PHF	.000	.250	.000	.000	.250	.000	.000	.000	.000	.000	.000	.000	.000	.000	.000	.000	.000	.000	.000	.000



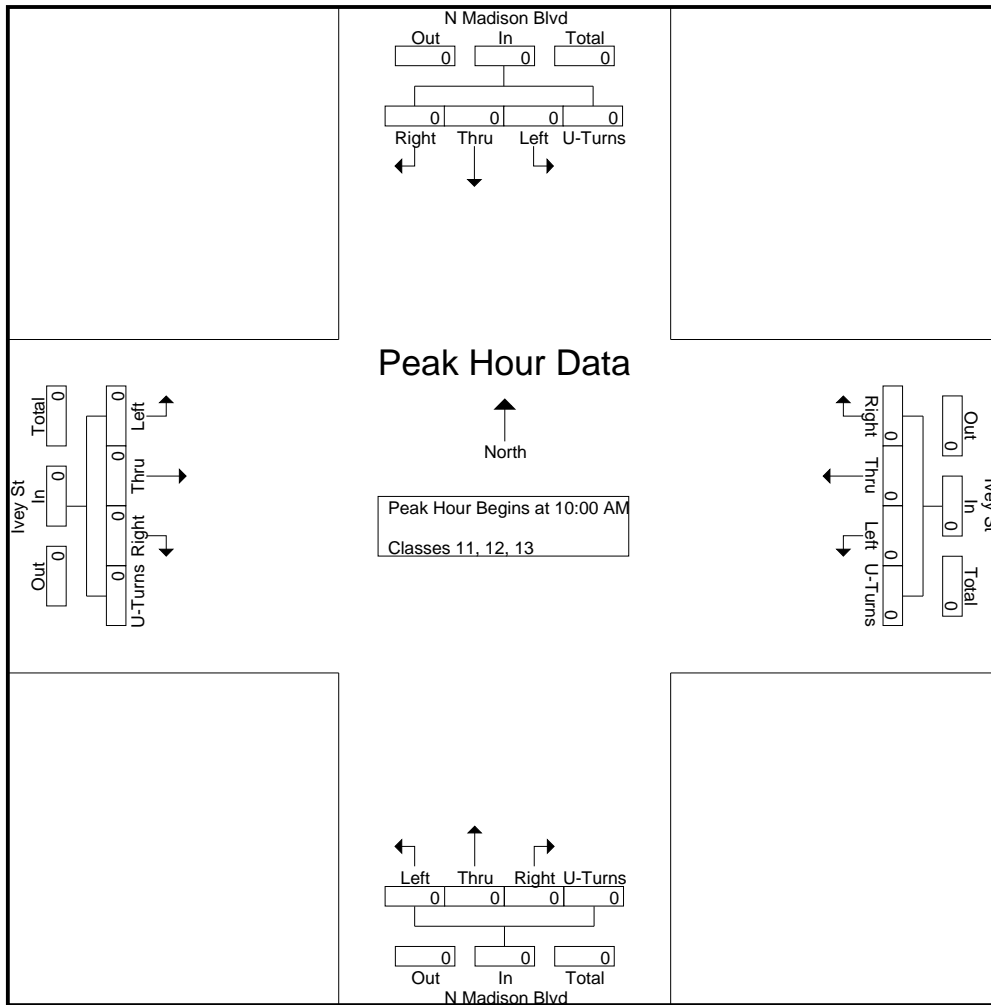
Quality Counts, LLC

920 Blairhill Rd, STE B106
Charlotte, NC 28217

File Name : 14473017 - N Madison Blvd & Ivey St
Site Code : 14473017
Start Date : 8/30/2017
Page No : 5

Start Time	N Madison Blvd Southbound					Ivey St Westbound					N Madison Blvd Northbound					Ivey St Eastbound					Int. Total
	Right	Thru	Left	U-Turns	App. Total	Right	Thru	Left	U-Turns	App. Total	Right	Thru	Left	U-Turns	App. Total	Right	Thru	Left	U-Turns	App. Total	
10:00 AM	0	0	0	0	0	0	0	0	0	0	0	0	0	0	0	0	0	0	0	0	0
10:15 AM	0	0	0	0	0	0	0	0	0	0	0	0	0	0	0	0	0	0	0	0	0
10:30 AM	0	0	0	0	0	0	0	0	0	0	0	0	0	0	0	0	0	0	0	0	0
10:45 AM	0	0	0	0	0	0	0	0	0	0	0	0	0	0	0	0	0	0	0	0	0
Total Volume	0	0	0	0	0	0	0	0	0	0	0	0	0	0	0	0	0	0	0	0	0
% App. Total	0	0	0	0	0	0	0	0	0	0	0	0	0	0	0	0	0	0	0	0	0
PHF	.000	.000	.000	.000	.000	.000	.000	.000	.000	.000	.000	.000	.000	.000	.000	.000	.000	.000	.000	.000	.000

Peak Hour Analysis From 10:00 AM to 02:45 PM - Peak 1 of 1
Peak Hour for Entire Intersection Begins at 10:00 AM



Quality Counts, LLC

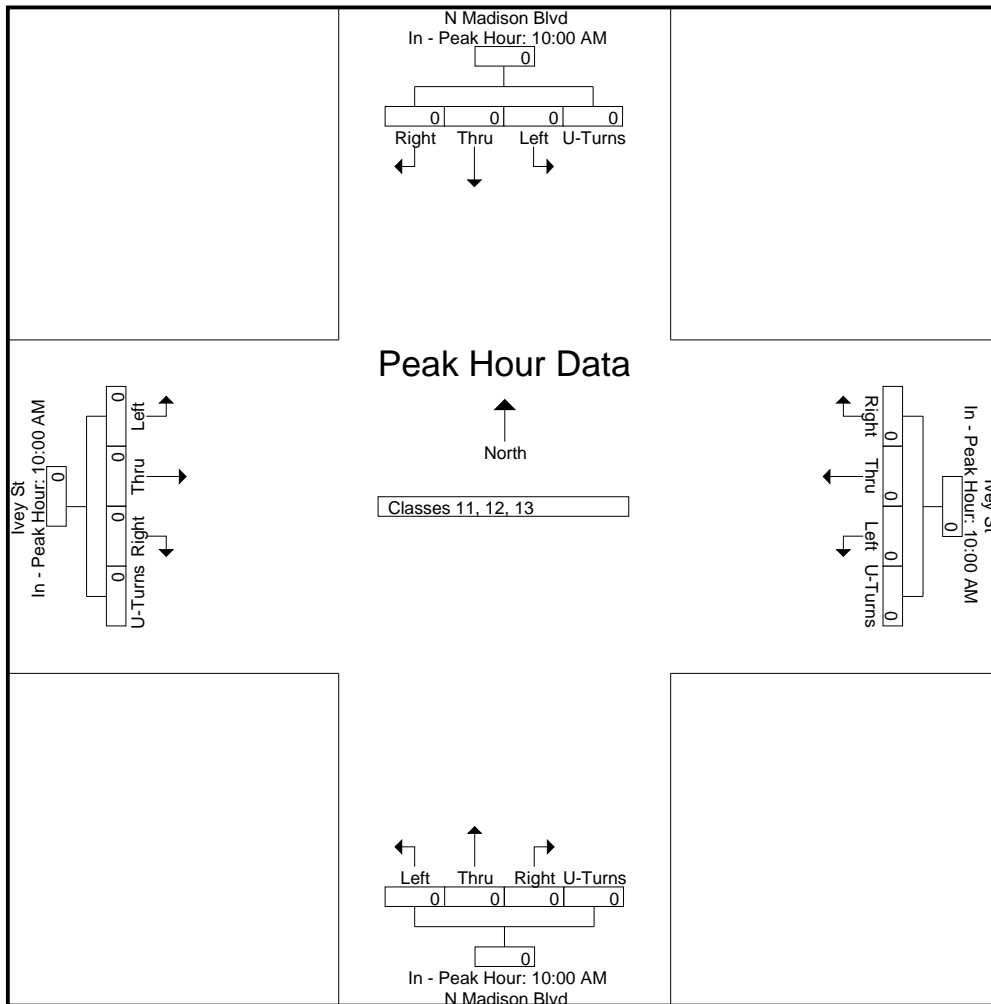
920 Blairhill Rd, STE B106
Charlotte, NC 28217

File Name : 14473017 - N Madison Blvd & Ivey St
Site Code : 14473017
Start Date : 8/30/2017
Page No : 6

Start Time	N Madison Blvd Southbound					Ivey St Westbound					N Madison Blvd Northbound					Ivey St Eastbound					Int. Total
	Rig ht	Thr u	Left	U-Turns	App. Total	Rig ht	Thr u	Left	U-Turns	App. Total	Rig ht	Thr u	Left	U-Turns	App. Total	Rig ht	Thr u	Left	U-Turns	App. Total	

Peak Hour Analysis From 10:00 AM to 02:45 PM - Peak 1 of 1
Peak Hour for Each Approach Begins at:

	10:00 AM					10:00 AM					10:00 AM					10:00 AM									
+0 mins.	0	0	0	0	0	0	0	0	0	0	0	0	0	0	0	0	0	0	0	0	0	0	0	0	0
+15 mins.	0	0	0	0	0	0	0	0	0	0	0	0	0	0	0	0	0	0	0	0	0	0	0	0	0
+30 mins.	0	0	0	0	0	0	0	0	0	0	0	0	0	0	0	0	0	0	0	0	0	0	0	0	0
+45 mins.	0	0	0	0	0	0	0	0	0	0	0	0	0	0	0	0	0	0	0	0	0	0	0	0	0
Total Volume	0	0	0	0	0	0	0	0	0	0	0	0	0	0	0	0	0	0	0	0	0	0	0	0	0
% App. Total	0	0	0	0	0	0	0	0	0	0	0	0	0	0	0	0	0	0	0	0	0	0	0	0	0
PHF	.000	.000	.000	.000	.000	.000	.000	.000	.000	.000	.000	.000	.000	.000	.000	.000	.000	.000	.000	.000	.000	.000	.000	.000	.000



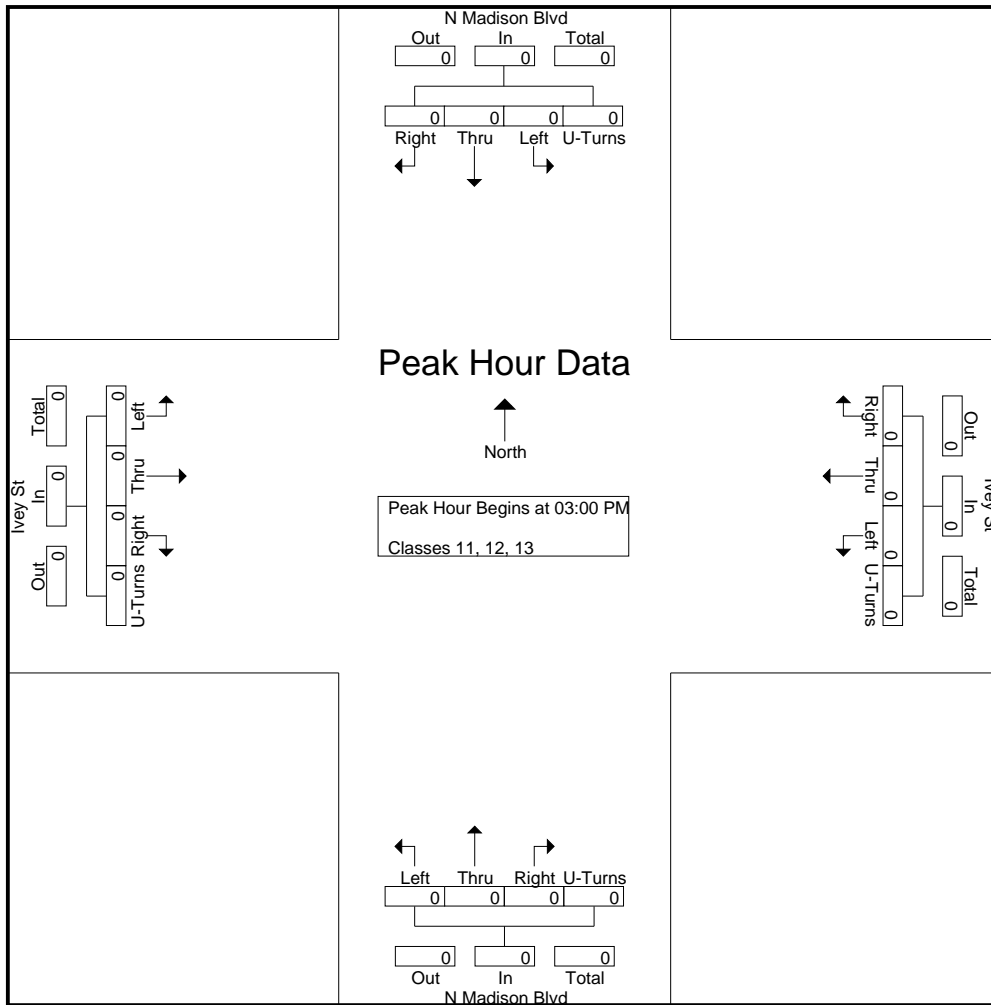
Quality Counts, LLC

920 Blairhill Rd, STE B106
Charlotte, NC 28217

File Name : 14473017 - N Madison Blvd & Ivey St
Site Code : 14473017
Start Date : 8/30/2017
Page No : 7

Start Time	N Madison Blvd Southbound					Ivey St Westbound					N Madison Blvd Northbound					Ivey St Eastbound					Int. Total
	Right	Thru	Left	U-Turns	App. Total	Right	Thru	Left	U-Turns	App. Total	Right	Thru	Left	U-Turns	App. Total	Right	Thru	Left	U-Turns	App. Total	
03:00 PM	0	0	0	0	0	0	0	0	0	0	0	0	0	0	0	0	0	0	0	0	0
03:15 PM	0	0	0	0	0	0	0	0	0	0	0	0	0	0	0	0	0	0	0	0	0
03:30 PM	0	0	0	0	0	0	0	0	0	0	0	0	0	0	0	0	0	0	0	0	0
03:45 PM	0	0	0	0	0	0	0	0	0	0	0	0	0	0	0	0	0	0	0	0	0
Total Volume	0	0	0	0	0	0	0	0	0	0	0	0	0	0	0	0	0	0	0	0	0
% App. Total	0	0	0	0	0	0	0	0	0	0	0	0	0	0	0	0	0	0	0	0	0
PHF	.000	.000	.000	.000	.000	.000	.000	.000	.000	.000	.000	.000	.000	.000	.000	.000	.000	.000	.000	.000	.000

Peak Hour Analysis From 03:00 PM to 06:45 PM - Peak 1 of 1
Peak Hour for Entire Intersection Begins at 03:00 PM



Quality Counts, LLC

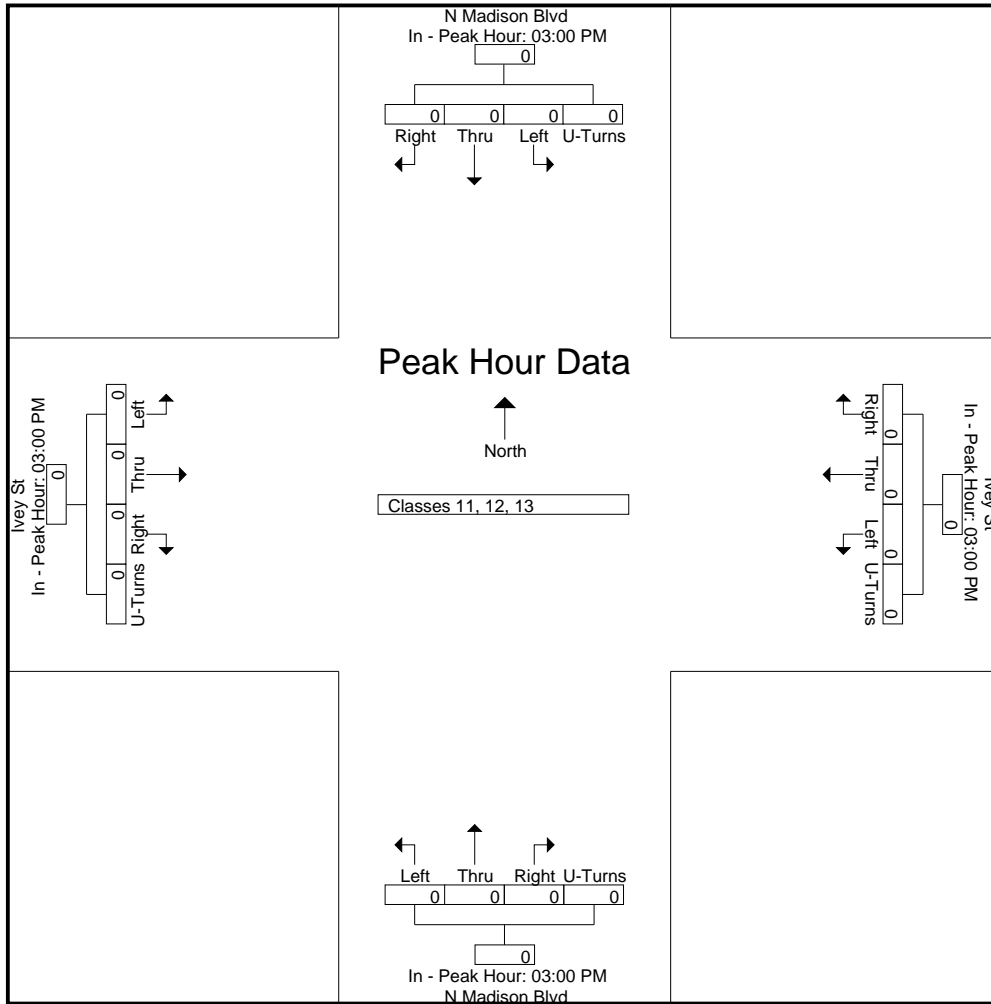
920 Blairhill Rd, STE B106
Charlotte, NC 28217

File Name : 14473017 - N Madison Blvd & Ivey St
Site Code : 14473017
Start Date : 8/30/2017
Page No : 8

Start Time	N Madison Blvd Southbound					Ivey St Westbound					N Madison Blvd Northbound					Ivey St Eastbound					Int. Total
	Right	Thru	Left	U-Turns	App. Total	Right	Thru	Left	U-Turns	App. Total	Right	Thru	Left	U-Turns	App. Total	Right	Thru	Left	U-Turns	App. Total	

Peak Hour Analysis From 03:00 PM to 06:45 PM - Peak 1 of 1
Peak Hour for Each Approach Begins at:

	03:00 PM					03:00 PM					03:00 PM					03:00 PM									
+0 mins.	0	0	0	0	0	0	0	0	0	0	0	0	0	0	0	0	0	0	0	0	0	0	0	0	0
+15 mins.	0	0	0	0	0	0	0	0	0	0	0	0	0	0	0	0	0	0	0	0	0	0	0	0	0
+30 mins.	0	0	0	0	0	0	0	0	0	0	0	0	0	0	0	0	0	0	0	0	0	0	0	0	0
+45 mins.	0	0	0	0	0	0	0	0	0	0	0	0	0	0	0	0	0	0	0	0	0	0	0	0	0
Total Volume	0	0	0	0	0	0	0	0	0	0	0	0	0	0	0	0	0	0	0	0	0	0	0	0	0
% App. Total	0	0	0	0	0	0	0	0	0	0	0	0	0	0	0	0	0	0	0	0	0	0	0	0	0
PHF	.000	.000	.000	.000	.000	.000	.000	.000	.000	.000	.000	.000	.000	.000	.000	.000	.000	.000	.000	.000	.000	.000	.000	.000	.000



Quality Counts, LLC

920 Blairhill Rd, STE B106
Charlotte, NC 28217

File Name : 14473017 - N Madison Blvd & Ivey St

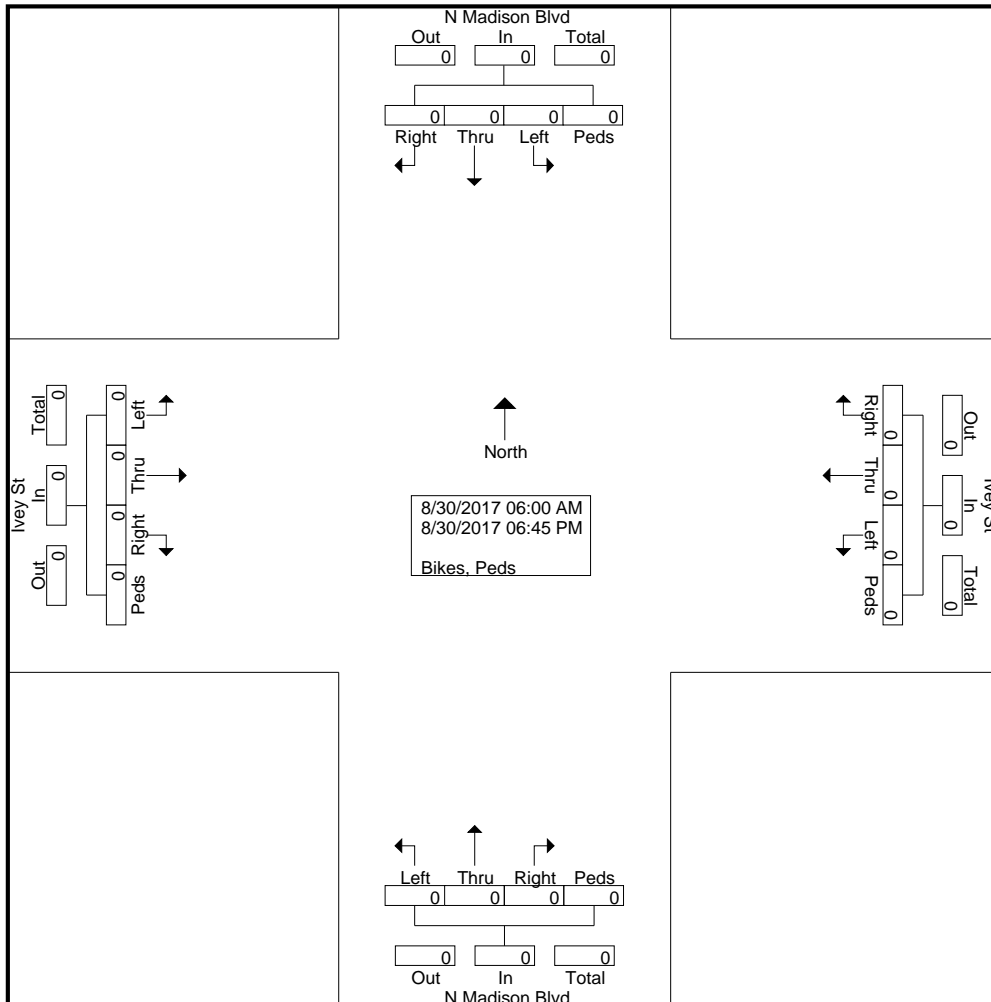
Site Code : 14473017

Start Date : 8/30/2017

Page No : 2

Groups Printed- Bikes, Peds

Start Time	N Madison Blvd Southbound					Ivey St Westbound					N Madison Blvd Northbound					Ivey St Eastbound					Int. Total	
	Right	Thru	Left	Peds	App. Total	Right	Thru	Left	Peds	App. Total	Right	Thru	Left	Peds	App. Total	Right	Thru	Left	Peds	App. Total		
04:00 PM	0	0	0	0	0	0	0	0	0	0	0	0	0	0	0	0	0	0	0	0	0	0
04:15 PM	0	0	0	0	0	0	0	0	0	0	0	0	0	0	0	0	0	0	0	0	0	0
04:30 PM	0	0	0	0	0	0	0	0	0	0	0	0	0	0	0	0	0	0	0	0	0	0
04:45 PM	0	0	0	0	0	0	0	0	0	0	0	0	0	0	0	0	0	0	0	0	0	0
Total	0	0	0	0	0	0	0	0	0	0	0	0	0	0	0	0	0	0	0	0	0	0
05:00 PM	0	0	0	0	0	0	0	0	0	0	0	0	0	0	0	0	0	0	0	0	0	0
05:15 PM	0	0	0	0	0	0	0	0	0	0	0	0	0	0	0	0	0	0	0	0	0	0
05:30 PM	0	0	0	0	0	0	0	0	0	0	0	0	0	0	0	0	0	0	0	0	0	0
05:45 PM	0	0	0	0	0	0	0	0	0	0	0	0	0	0	0	0	0	0	0	0	0	0
Total	0	0	0	0	0	0	0	0	0	0	0	0	0	0	0	0	0	0	0	0	0	0
06:00 PM	0	0	0	0	0	0	0	0	0	0	0	0	0	0	0	0	0	0	0	0	0	0
06:15 PM	0	0	0	0	0	0	0	0	0	0	0	0	0	0	0	0	0	0	0	0	0	0
06:30 PM	0	0	0	0	0	0	0	0	0	0	0	0	0	0	0	0	0	0	0	0	0	0
06:45 PM	0	0	0	0	0	0	0	0	0	0	0	0	0	0	0	0	0	0	0	0	0	0
Total	0	0	0	0	0	0	0	0	0	0	0	0	0	0	0	0	0	0	0	0	0	0
Grand Total	0	0	0	0	0	0	0	0	0	0	0	0	0	0	0	0	0	0	0	0	0	0
Apprch %	0	0	0	0		0	0	0	0		0	0	0	0		0	0	0	0			
Total %																						

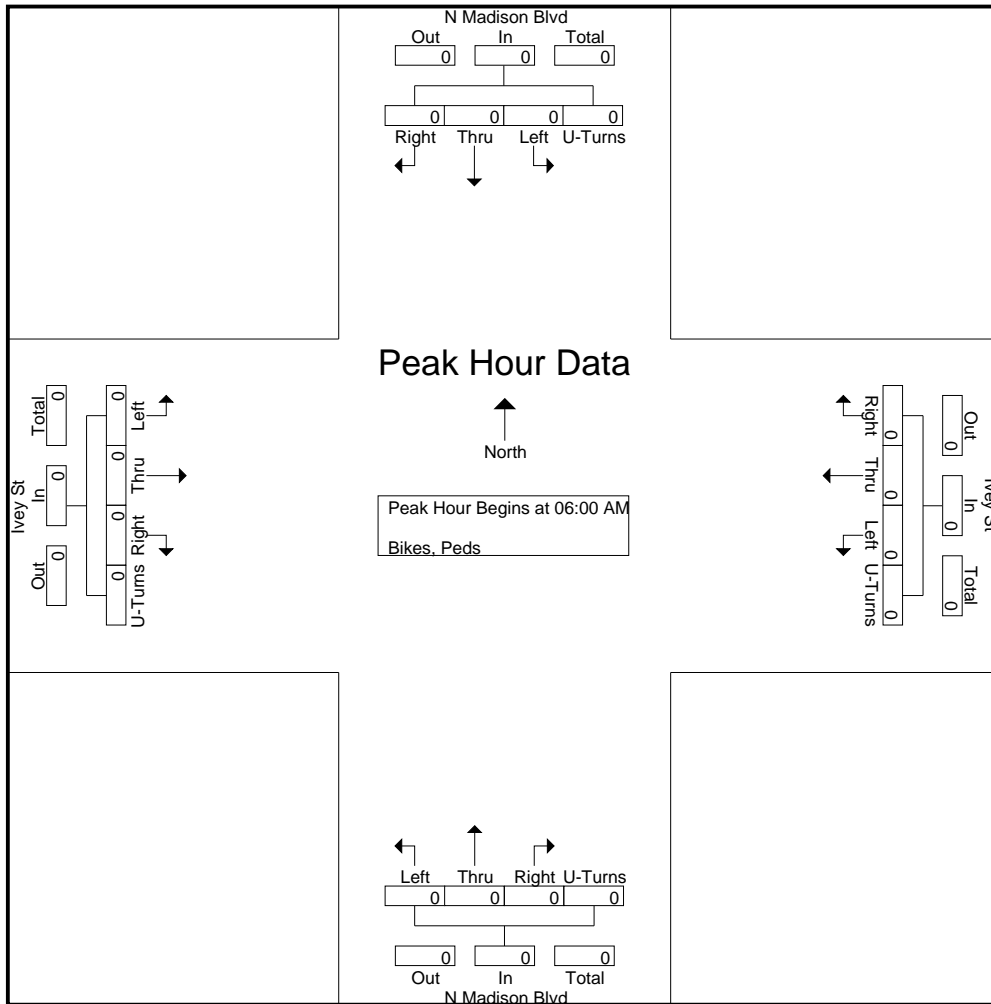


Quality Counts, LLC

920 Blairhill Rd, STE B106
Charlotte, NC 28217

File Name : 14473017 - N Madison Blvd & Ivey St
Site Code : 14473017
Start Date : 8/30/2017
Page No : 3

Start Time	N Madison Blvd Southbound					Ivey St Westbound					N Madison Blvd Northbound					Ivey St Eastbound					Int. Total	
	Right	Thru	Left	Peds	App. Total	Right	Thru	Left	Peds	App. Total	Right	Thru	Left	Peds	App. Total	Right	Thru	Left	Peds	App. Total		
Peak Hour Analysis From 06:00 AM to 09:45 AM - Peak 1 of 1																						
Peak Hour for Entire Intersection Begins at 06:00 AM																						
06:00 AM	0	0	0	0	0	0	0	0	0	0	0	0	0	0	0	0	0	0	0	0	0	0
06:15 AM	0	0	0	0	0	0	0	0	0	0	0	0	0	0	0	0	0	0	0	0	0	0
06:30 AM	0	0	0	0	0	0	0	0	0	0	0	0	0	0	0	0	0	0	0	0	0	0
06:45 AM	0	0	0	0	0	0	0	0	0	0	0	0	0	0	0	0	0	0	0	0	0	0
Total Volume	0	0	0	0	0	0	0	0	0	0	0	0	0	0	0	0	0	0	0	0	0	0
% App. Total	0	0	0	0	0	0	0	0	0	0	0	0	0	0	0	0	0	0	0	0	0	0
PHF	.000	.000	.000	.000	.000	.000	.000	.000	.000	.000	.000	.000	.000	.000	.000	.000	.000	.000	.000	.000	.000	.000



Quality Counts, LLC

920 Blairhill Rd, STE B106
Charlotte, NC 28217

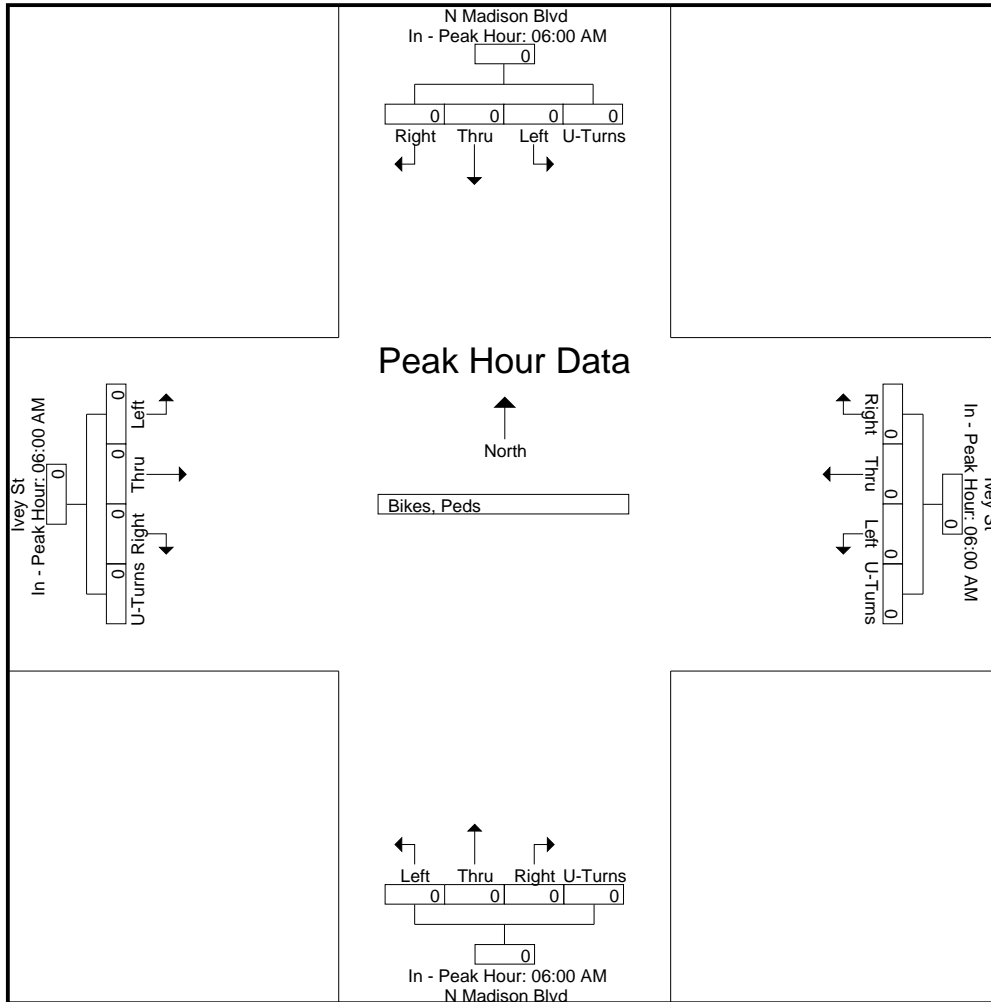
File Name : 14473017 - N Madison Blvd & Ivey St
Site Code : 14473017
Start Date : 8/30/2017
Page No : 4

Start Time	N Madison Blvd Southbound					Ivey St Westbound					N Madison Blvd Northbound					Ivey St Eastbound					Int. Total
	Right	Thru	Left	Peds	App. Total	Right	Thru	Left	Peds	App. Total	Right	Thru	Left	Peds	App. Total	Right	Thru	Left	Peds	App. Total	

Peak Hour Analysis From 06:00 AM to 09:45 AM - Peak 1 of 1

Peak Hour for Each Approach Begins at:

	06:00 AM					06:00 AM					06:00 AM					06:00 AM									
+0 mins.	0	0	0	0	0	0	0	0	0	0	0	0	0	0	0	0	0	0	0	0	0	0	0	0	0
+15 mins.	0	0	0	0	0	0	0	0	0	0	0	0	0	0	0	0	0	0	0	0	0	0	0	0	0
+30 mins.	0	0	0	0	0	0	0	0	0	0	0	0	0	0	0	0	0	0	0	0	0	0	0	0	0
+45 mins.	0	0	0	0	0	0	0	0	0	0	0	0	0	0	0	0	0	0	0	0	0	0	0	0	0
Total Volume	0	0	0	0	0	0	0	0	0	0	0	0	0	0	0	0	0	0	0	0	0	0	0	0	0
% App. Total	0	0	0	0	0	0	0	0	0	0	0	0	0	0	0	0	0	0	0	0	0	0	0	0	0
PHF	.000	.000	.000	.000	.000	.000	.000	.000	.000	.000	.000	.000	.000	.000	.000	.000	.000	.000	.000	.000	.000	.000	.000	.000	.000

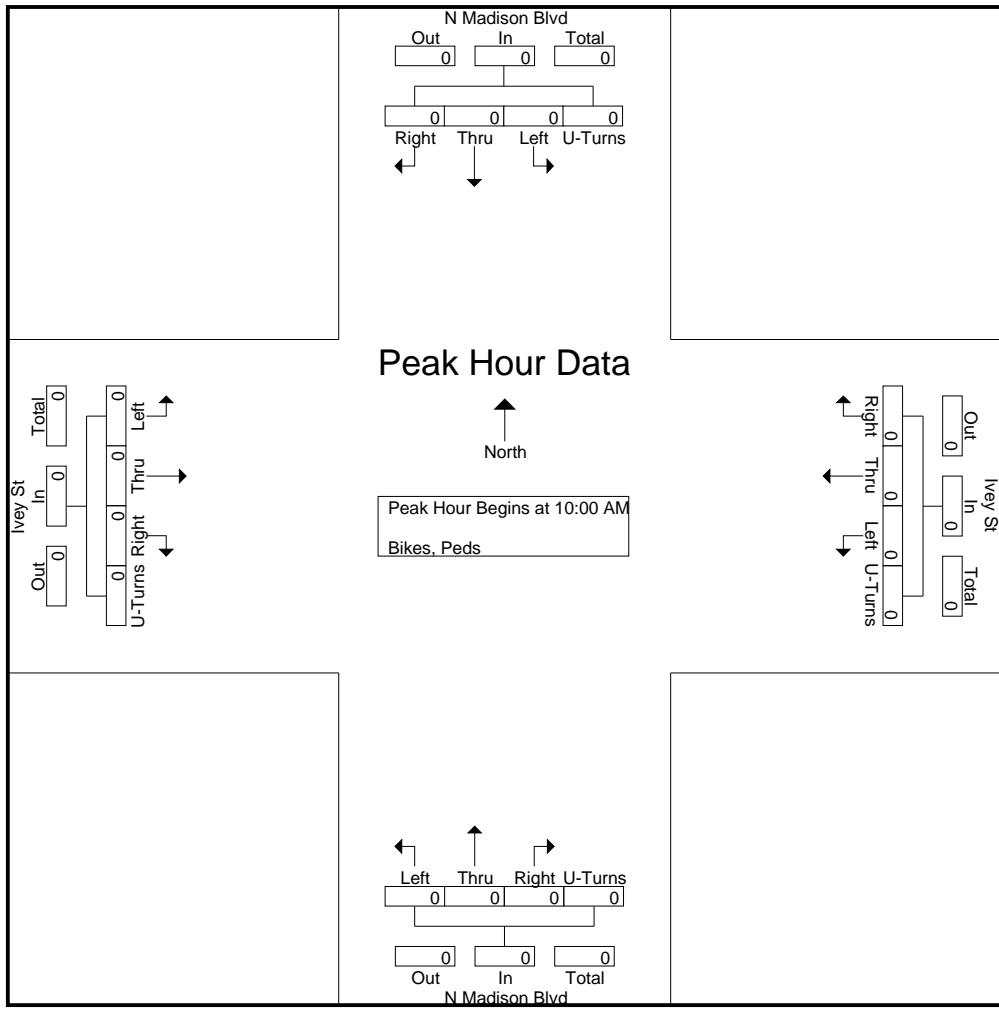


Quality Counts, LLC

920 Blairhill Rd, STE B106
Charlotte, NC 28217

File Name : 14473017 - N Madison Blvd & Ivey St
Site Code : 14473017
Start Date : 8/30/2017
Page No : 5

Start Time	N Madison Blvd Southbound					Ivey St Westbound					N Madison Blvd Northbound					Ivey St Eastbound					Int. Total	
	Rig ht	Thr u	Left	Ped s	App. Total	Rig ht	Thr u	Left	Ped s	App. Total	Right	Thr u	Left	Peds	App. Total	Right	Thr u	Left	Peds	App. Total		
Peak Hour Analysis From 10:00 AM to 02:45 PM - Peak 1 of 1																						
Peak Hour for Entire Intersection Begins at 10:00 AM																						
10:00 AM	0	0	0	0	0	0	0	0	0	0	0	0	0	0	0	0	0	0	0	0	0	0
10:15 AM	0	0	0	0	0	0	0	0	0	0	0	0	0	0	0	0	0	0	0	0	0	0
10:30 AM	0	0	0	0	0	0	0	0	0	0	0	0	0	0	0	0	0	0	0	0	0	0
10:45 AM	0	0	0	0	0	0	0	0	0	0	0	0	0	0	0	0	0	0	0	0	0	0
Total Volume	0	0	0	0	0	0	0	0	0	0	0	0	0	0	0	0	0	0	0	0	0	0
% App. Total	0	0	0	0	0	0	0	0	0	0	0	0	0	0	0	0	0	0	0	0	0	0
PHF	.000	.000	.000	.000	.000	.000	.000	.000	.000	.000	.000	.000	.000	.000	.000	.000	.000	.000	.000	.000	.000	.000



Quality Counts, LLC

920 Blairhill Rd, STE B106
Charlotte, NC 28217

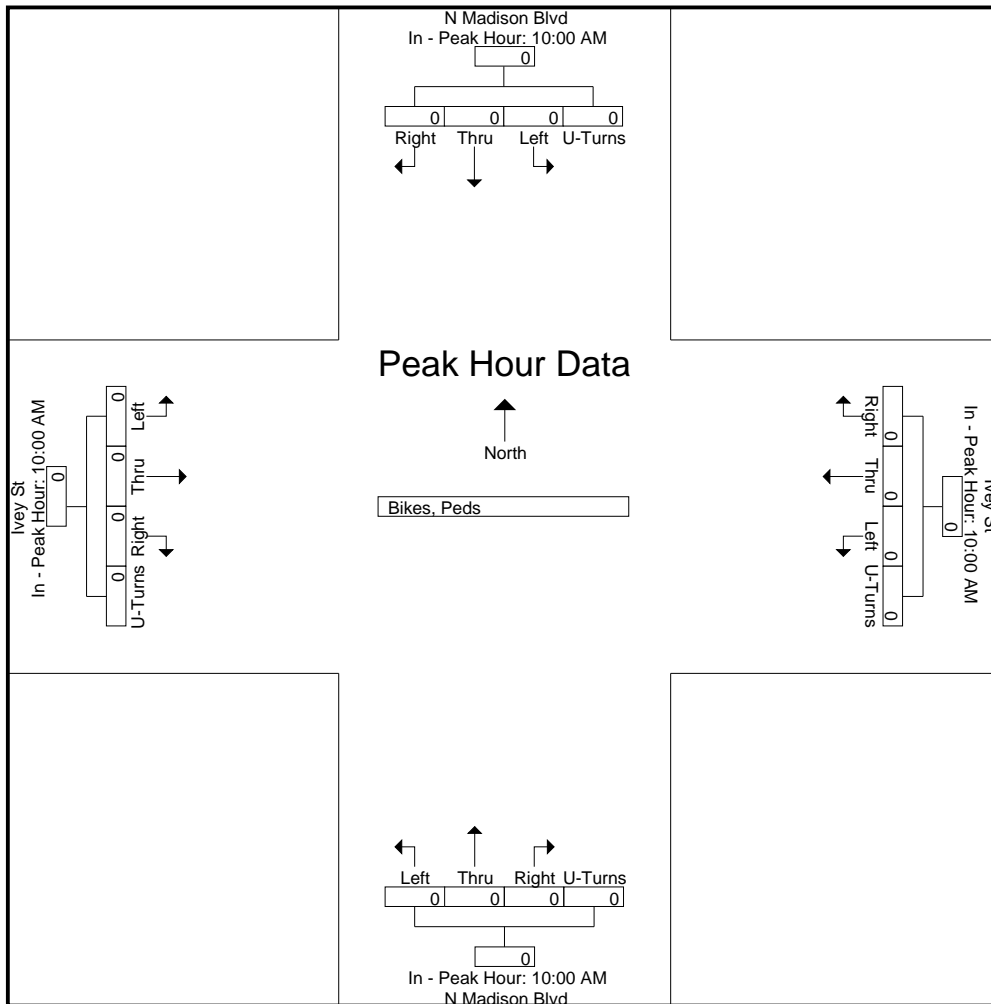
File Name : 14473017 - N Madison Blvd & Ivey St
Site Code : 14473017
Start Date : 8/30/2017
Page No : 6

Start Time	N Madison Blvd Southbound					Ivey St Westbound					N Madison Blvd Northbound					Ivey St Eastbound					Int. Total
	Rig ht	Thr u	Left	Ped s	App. Total	Rig ht	Thr u	Left	Ped s	App. Total	Right	Thr u	Left	Peds	App. Total	Right	Thr u	Left	Peds	App. Total	

Peak Hour Analysis From 10:00 AM to 02:45 PM - Peak 1 of 1

Peak Hour for Each Approach Begins at:

	10:00 AM					10:00 AM					10:00 AM					10:00 AM									
+0 mins.	0	0	0	0	0	0	0	0	0	0	0	0	0	0	0	0	0	0	0	0	0	0	0	0	0
+15 mins.	0	0	0	0	0	0	0	0	0	0	0	0	0	0	0	0	0	0	0	0	0	0	0	0	0
+30 mins.	0	0	0	0	0	0	0	0	0	0	0	0	0	0	0	0	0	0	0	0	0	0	0	0	0
+45 mins.	0	0	0	0	0	0	0	0	0	0	0	0	0	0	0	0	0	0	0	0	0	0	0	0	0
Total Volume	0	0	0	0	0	0	0	0	0	0	0	0	0	0	0	0	0	0	0	0	0	0	0	0	0
% App. Total	0	0	0	0	0	0	0	0	0	0	0	0	0	0	0	0	0	0	0	0	0	0	0	0	0
PHF	.000	.000	.000	.000	.000	.000	.000	.000	.000	.000	.000	.000	.000	.000	.000	.000	.000	.000	.000	.000	.000	.000	.000	.000	.000



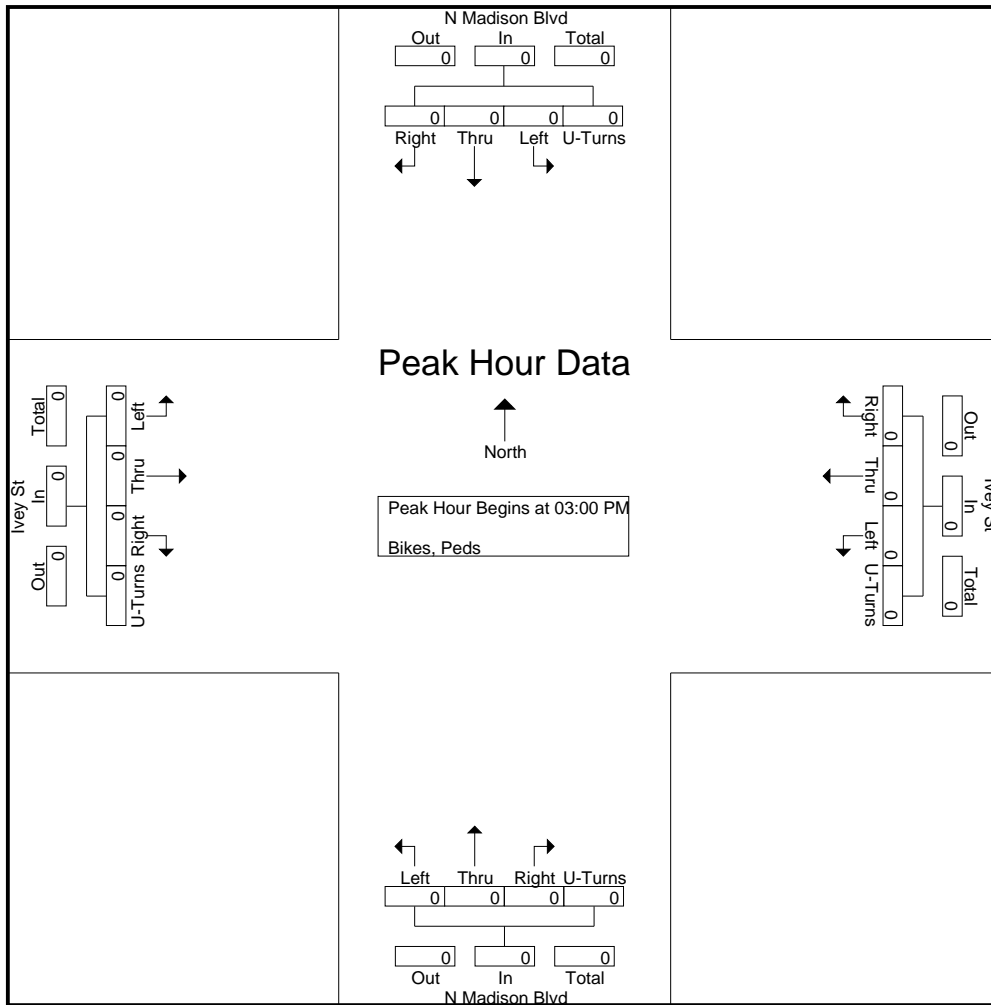
Quality Counts, LLC

920 Blairhill Rd, STE B106
Charlotte, NC 28217

File Name : 14473017 - N Madison Blvd & Ivey St
Site Code : 14473017
Start Date : 8/30/2017
Page No : 7

Start Time	N Madison Blvd Southbound					Ivey St Westbound					N Madison Blvd Northbound					Ivey St Eastbound					Int. Total				
	Rig ht	Thr u	Left	Ped s	App. Total	Rig ht	Thr u	Left	Ped s	App. Total	Right	Thr u	Left	Peds	App. Total	Right	Thr u	Left	Peds	App. Total					
03:00 PM	0	0	0	0	0	0	0	0	0	0	0	0	0	0	0	0	0	0	0	0	0	0	0	0	0
03:15 PM	0	0	0	0	0	0	0	0	0	0	0	0	0	0	0	0	0	0	0	0	0	0	0	0	0
03:30 PM	0	0	0	0	0	0	0	0	0	0	0	0	0	0	0	0	0	0	0	0	0	0	0	0	0
03:45 PM	0	0	0	0	0	0	0	0	0	0	0	0	0	0	0	0	0	0	0	0	0	0	0	0	0
Total Volume	0	0	0	0	0	0	0	0	0	0	0	0	0	0	0	0	0	0	0	0	0	0	0	0	0
% App. Total	0	0	0	0	0	0	0	0	0	0	0	0	0	0	0	0	0	0	0	0	0	0	0	0	0
PHF	.000	.000	.000	.000	.000	.000	.000	.000	.000	.000	.000	.000	.000	.000	.000	.000	.000	.000	.000	.000	.000	.000	.000	.000	.000

Peak Hour Analysis From 03:00 PM to 06:45 PM - Peak 1 of 1
Peak Hour for Entire Intersection Begins at 03:00 PM



Quality Counts, LLC

920 Blairhill Rd, STE B106
Charlotte, NC 28217

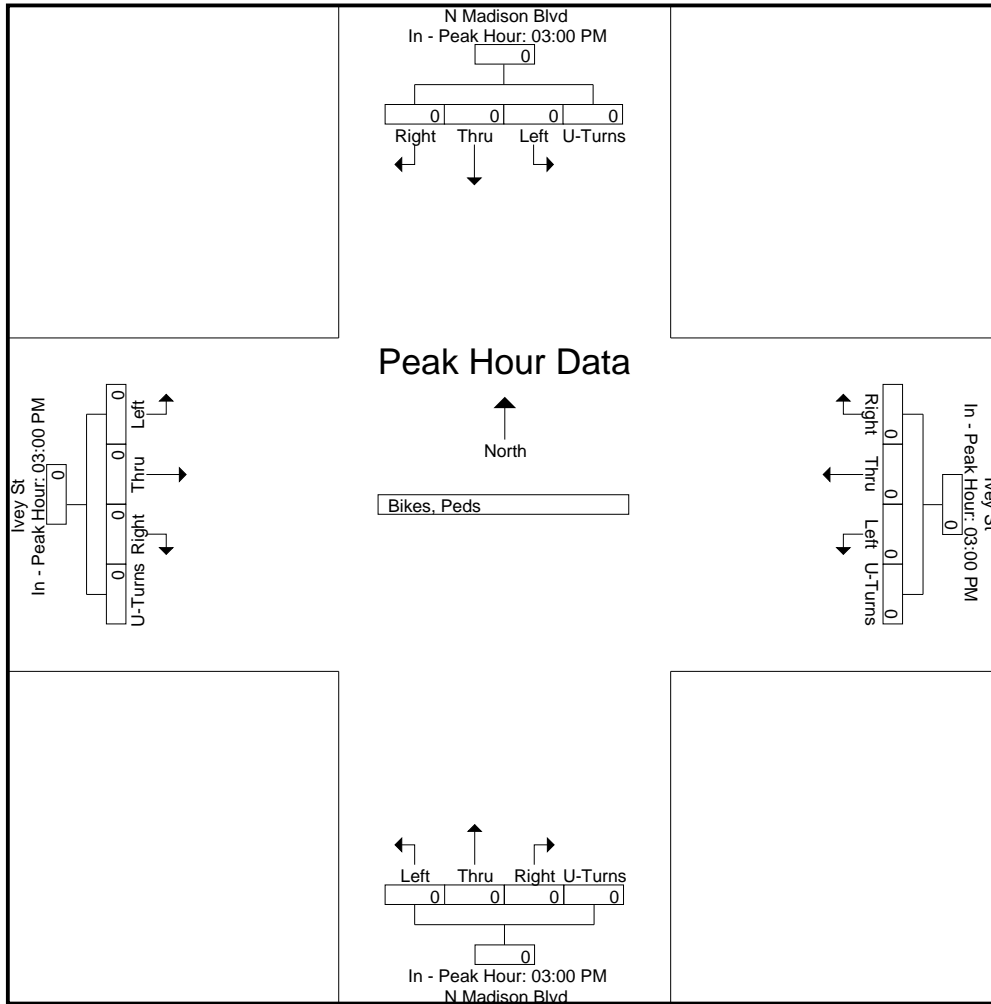
File Name : 14473017 - N Madison Blvd & Ivey St
Site Code : 14473017
Start Date : 8/30/2017
Page No : 8

Start Time	N Madison Blvd Southbound					Ivey St Westbound					N Madison Blvd Northbound					Ivey St Eastbound					Int. Total
	Rig ht	Thr u	Left	Ped s	App. Total	Rig ht	Thr u	Left	Ped s	App. Total	Right	Thr u	Left	Peds	App. Total	Right	Thr u	Left	Peds	App. Total	

Peak Hour Analysis From 03:00 PM to 06:45 PM - Peak 1 of 1

Peak Hour for Each Approach Begins at:

	03:00 PM					03:00 PM					03:00 PM					03:00 PM									
+0 mins.	0	0	0	0	0	0	0	0	0	0	0	0	0	0	0	0	0	0	0	0	0	0	0	0	0
+15 mins.	0	0	0	0	0	0	0	0	0	0	0	0	0	0	0	0	0	0	0	0	0	0	0	0	0
+30 mins.	0	0	0	0	0	0	0	0	0	0	0	0	0	0	0	0	0	0	0	0	0	0	0	0	0
+45 mins.	0	0	0	0	0	0	0	0	0	0	0	0	0	0	0	0	0	0	0	0	0	0	0	0	0
Total Volume	0	0	0	0	0	0	0	0	0	0	0	0	0	0	0	0	0	0	0	0	0	0	0	0	0
% App. Total	0	0	0	0	0	0	0	0	0	0	0	0	0	0	0	0	0	0	0	0	0	0	0	0	0
PHF	.000	.000	.000	.000	.000	.000	.000	.000	.000	.000	.000	.000	.000	.000	.000	.000	.000	.000	.000	.000	.000	.000	.000	.000	.000



Quality Counts, LLC

920 Blairhill Rd, STE B106
Charlotte, NC 28217

File Name : 14473018 - N Madison Blvd & Walker St

Site Code : 14473018

Start Date : 8/30/2017

Page No : 1

Groups Printed- Classes 1, 2, 3 - Classes 4, 5, 6, 7 - Classes 8, 9, 10 - Classes 11, 12, 13 - Bikes, Peds

Start Time	N Madison Blvd Southbound					Walker St Westbound					N Madison Blvd Northbound					Walker St Eastbound					Int. Total
	Right	Thru	Left	Peds	App. Total	Right	Thru	Left	Peds	App. Total	Right	Thru	Left	Peds	App. Total	Right	Thru	Left	Peds	App. Total	
06:00 AM	1	105	1	0	107	0	0	3	0	3	5	43	0	0	48	2	0	0	0	2	160
06:15 AM	0	123	1	0	124	3	0	2	0	5	2	59	3	0	64	3	0	2	0	5	198
06:30 AM	0	125	1	0	126	1	0	2	0	3	4	79	3	0	86	1	0	0	0	1	216
06:45 AM	0	147	2	0	149	0	0	0	0	0	5	115	1	0	121	0	0	0	0	0	270
Total	1	500	5	0	506	4	0	7	0	11	16	296	7	0	319	6	0	2	0	8	844
07:00 AM	3	155	2	0	160	1	0	1	0	2	3	115	4	0	122	3	0	0	0	3	287
07:15 AM	0	165	3	0	168	1	1	0	0	2	4	181	2	0	187	1	0	0	0	1	358
07:30 AM	0	155	3	0	158	3	1	2	0	6	6	232	6	0	244	3	0	1	0	4	412
07:45 AM	5	208	3	0	216	1	1	2	0	4	7	254	7	0	268	1	0	0	0	1	489
Total	8	683	11	0	702	6	3	5	0	14	20	782	19	0	821	8	0	1	0	9	1546
08:00 AM	5	204	3	0	212	2	0	1	0	3	1	166	9	0	176	5	1	0	0	6	397
08:15 AM	2	166	2	0	170	0	0	2	0	2	7	140	11	0	158	4	2	1	0	7	337
08:30 AM	1	137	0	0	138	2	0	1	0	3	6	139	3	0	148	4	0	1	0	5	294
08:45 AM	3	158	4	0	165	0	1	5	0	6	6	160	7	0	173	3	0	1	1	5	349
Total	11	665	9	0	685	4	1	9	0	14	20	605	30	0	655	16	3	3	1	23	1377
09:00 AM	4	138	2	0	144	0	0	2	0	2	10	141	4	0	155	1	1	1	0	3	304
09:15 AM	4	172	2	0	178	0	0	1	0	1	8	143	12	0	163	1	0	1	0	2	344
09:30 AM	4	147	3	0	154	0	0	3	0	3	3	143	7	0	153	2	0	0	0	2	312
09:45 AM	5	175	1	0	181	0	0	0	0	0	3	173	6	0	182	2	0	0	0	2	365
Total	17	632	8	0	657	0	0	6	0	6	24	600	29	0	653	6	1	2	0	9	1325
10:00 AM	5	137	1	0	143	3	4	3	0	10	6	148	4	0	158	2	0	1	0	3	314
10:15 AM	6	143	3	0	152	3	0	3	0	6	7	176	2	0	185	1	0	3	1	5	348
10:30 AM	2	142	0	0	144	0	1	0	0	1	9	146	5	0	160	2	0	0	0	2	307
10:45 AM	2	151	5	0	158	1	1	4	0	6	5	148	7	0	160	1	0	0	0	1	325
Total	15	573	9	0	597	7	6	10	0	23	27	618	18	0	663	6	0	4	1	11	1294
11:00 AM	5	167	1	0	173	5	1	2	0	8	6	183	10	0	199	3	0	0	0	3	383
11:15 AM	7	184	0	0	191	7	1	3	0	11	12	191	10	0	213	2	0	0	0	2	417
11:30 AM	5	171	9	0	185	3	0	4	0	7	5	182	9	0	196	4	0	1	0	5	393
11:45 AM	8	190	6	0	204	5	0	5	0	10	12	206	16	0	234	3	0	0	0	3	451
Total	25	712	16	0	753	20	2	14	0	36	35	762	45	0	842	12	0	1	0	13	1644
12:00 PM	7	198	13	0	218	2	0	6	0	8	17	224	11	0	252	3	1	0	0	4	482
12:15 PM	8	237	7	1	253	16	1	10	1	28	15	214	6	0	235	5	0	0	0	5	521
12:30 PM	6	206	8	0	220	8	0	4	0	12	10	200	11	0	221	2	1	1	0	4	457
12:45 PM	8	184	5	0	197	3	0	11	0	14	7	211	12	0	230	2	0	1	0	3	444
Total	29	825	33	1	888	29	1	31	1	62	49	849	40	0	938	12	2	2	0	16	1904
01:00 PM	8	184	8	0	200	5	0	4	1	10	16	196	7	1	220	3	0	1	0	4	434
01:15 PM	5	199	8	0	212	9	0	5	0	14	19	189	11	0	219	3	0	2	0	5	450
01:30 PM	4	184	7	0	195	2	0	4	0	6	11	174	9	0	194	2	0	1	1	4	399
01:45 PM	10	179	5	0	194	6	0	11	0	17	12	185	7	0	204	0	0	1	0	1	416
Total	27	746	28	0	801	22	0	24	1	47	58	744	34	1	837	8	0	5	1	14	1699
02:00 PM	2	207	8	0	217	8	2	6	0	16	15	188	11	0	214	2	0	4	0	6	453
02:15 PM	8	194	6	0	208	5	0	13	0	18	11	182	9	0	202	3	0	0	0	3	431
02:30 PM	7	181	11	0	199	6	1	5	0	12	12	180	6	0	198	3	0	0	0	3	412
02:45 PM	2	227	7	0	236	2	1	5	0	8	6	190	5	0	201	5	0	1	0	6	451
Total	19	809	32	0	860	21	4	29	0	54	44	740	31	0	815	13	0	5	0	18	1747
03:00 PM	5	273	9	0	287	10	2	3	0	15	10	219	8	0	237	5	1	1	0	7	546
03:15 PM	10	238	9	0	257	7	0	9	0	16	13	195	11	0	219	2	0	2	1	5	497
03:30 PM	6	233	6	0	245	9	0	12	0	21	16	242	12	0	270	11	0	3	0	14	550
03:45 PM	2	188	8	0	198	4	0	9	0	13	10	202	16	0	228	6	1	1	0	8	447
Total	23	932	32	0	987	30	2	33	0	65	49	858	47	0	954	24	2	7	1	34	2040

Quality Counts, LLC

920 Blairhill Rd, STE B106
Charlotte, NC 28217

File Name : 14473018 - N Madison Blvd & Walker St

Site Code : 14473018

Start Date : 8/30/2017

Page No : 2

Groups Printed- Classes 1, 2, 3 - Classes 4, 5, 6, 7 - Classes 8, 9, 10 - Classes 11, 12, 13 - Bikes, Peds

Start Time	N Madison Blvd Southbound					Walker St Westbound					N Madison Blvd Northbound					Walker St Eastbound					Int. Total
	Right	Thru	Left	Peds	App. Total	Right	Thru	Left	Peds	App. Total	Right	Thru	Left	Peds	App. Total	Right	Thru	Left	Peds	App. Total	
04:00 PM	5	192	11	0	208	5	2	5	0	12	17	206	9	0	232	3	0	1	0	4	456
04:15 PM	4	189	7	0	200	8	1	7	0	16	20	252	8	0	280	9	1	2	0	12	508
04:30 PM	9	176	9	0	194	5	0	4	0	9	9	232	11	0	252	6	1	3	0	10	465
04:45 PM	8	204	6	0	218	7	4	5	0	16	18	235	3	0	256	0	1	1	0	2	492
Total	26	761	33	0	820	25	7	21	0	53	64	925	31	0	1020	18	3	7	0	28	1921
05:00 PM	4	242	6	0	252	10	0	2	0	12	13	241	8	0	262	4	0	1	0	5	531
05:15 PM	3	195	4	0	202	7	1	6	0	14	13	250	6	0	269	4	0	1	0	5	490
05:30 PM	2	210	7	6	225	6	1	6	0	13	13	257	4	0	274	4	0	1	0	5	517
05:45 PM	4	207	12	0	223	5	0	8	0	13	12	239	4	0	255	0	0	1	0	1	492
Total	13	854	29	6	902	28	2	22	0	52	51	987	22	0	1060	12	0	4	0	16	2030
06:00 PM	0	195	8	0	203	10	1	9	1	21	13	210	5	0	228	2	0	0	0	2	454
06:15 PM	4	197	7	0	208	6	0	5	0	11	7	208	2	0	217	4	0	1	0	5	441
06:30 PM	8	161	11	0	180	8	0	6	0	14	9	176	6	0	191	3	0	2	0	5	390
06:45 PM	1	174	9	0	184	7	1	11	0	19	8	197	2	0	207	2	0	0	0	2	412
Total	13	727	35	0	775	31	2	31	1	65	37	791	15	0	843	11	0	3	0	14	1697
Grand Total	227	9419	280	7	9933	227	30	242	3	502	494	9557	368	1	10420	152	11	46	4	213	21068
Apprch %	2.3	94.8	2.8	0.1		45.2	6	48.2	0.6		4.7	91.7	3.5	0		71.4	5.2	21.6	1.9		
Total %	1.1	44.7	1.3	0	47.1	1.1	0.1	1.1	0	2.4	2.3	45.4	1.7	0	49.5	0.7	0.1	0.2	0	1	
Classes 1, 2, 3	222	8894	275	7	9398	224	28	237	3	492	461	9085	355	0	9901	136	10	44	4	194	19985
% Classes 1, 2, 3	97.8	94.4	98.2	100	94.6	98.7	93.3	97.9	100	98	93.3	95.1	96.5	0	95	89.5	90.9	95.7	100	91.1	94.9
Classes 4, 5, 6, 7	4	287	3	0	294	3	1	5	0	9	14	225	13	0	252	15	1	2	0	18	573
% Classes 4, 5, 6, 7	1.8	3	1.1	0	3	1.3	3.3	2.1	0	1.8	2.8	2.4	3.5	0	2.4	9.9	9.1	4.3	0	8.5	2.7
Classes 8, 9, 10	1	237	1	0	239	0	0	0	0	0	19	247	0	0	266	1	0	0	0	1	506
% Classes 8, 9, 10	0.4	2.5	0.4	0	2.4	0	0	0	0	0	3.8	2.6	0	0	2.6	0.7	0	0	0	0.5	2.4
Classes 11, 12, 13	0	1	0	0	1	0	0	0	0	0	0	0	0	0	0	0	0	0	0	0	1
% Classes 11, 12, 13	0	0	0	0	0	0	0	0	0	0	0	0	0	0	0	0	0	0	0	0	0
Bikes, Peds	0	0	1	0	1	0	1	0	0	1	0	0	0	1	1	0	0	0	0	0	3
% Bikes, Peds	0	0	0.4	0	0	0	3.3	0	0	0.2	0	0	0	100	0	0	0	0	0	0	0

Quality Counts, LLC

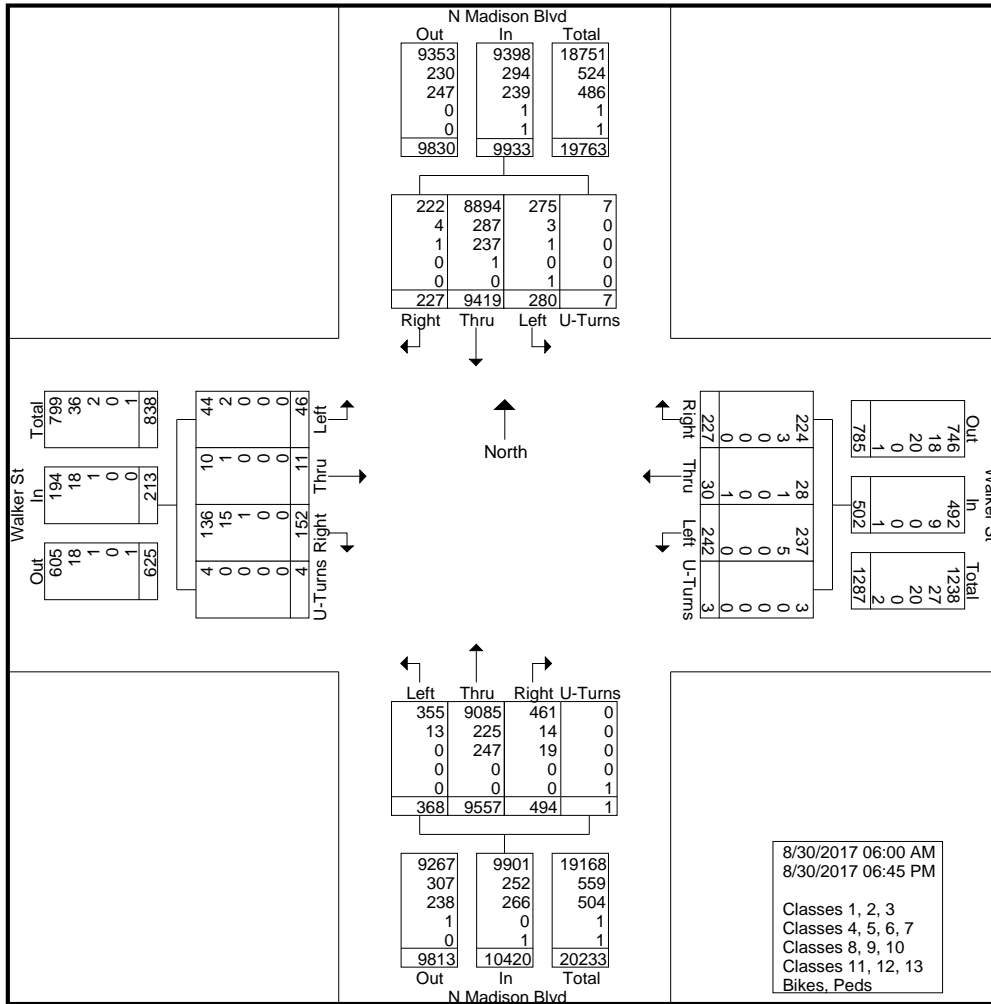
920 Blairhill Rd, STE B106
Charlotte, NC 28217

File Name : 14473018 - N Madison Blvd & Walker St

Site Code : 14473018

Start Date : 8/30/2017

Page No : 3

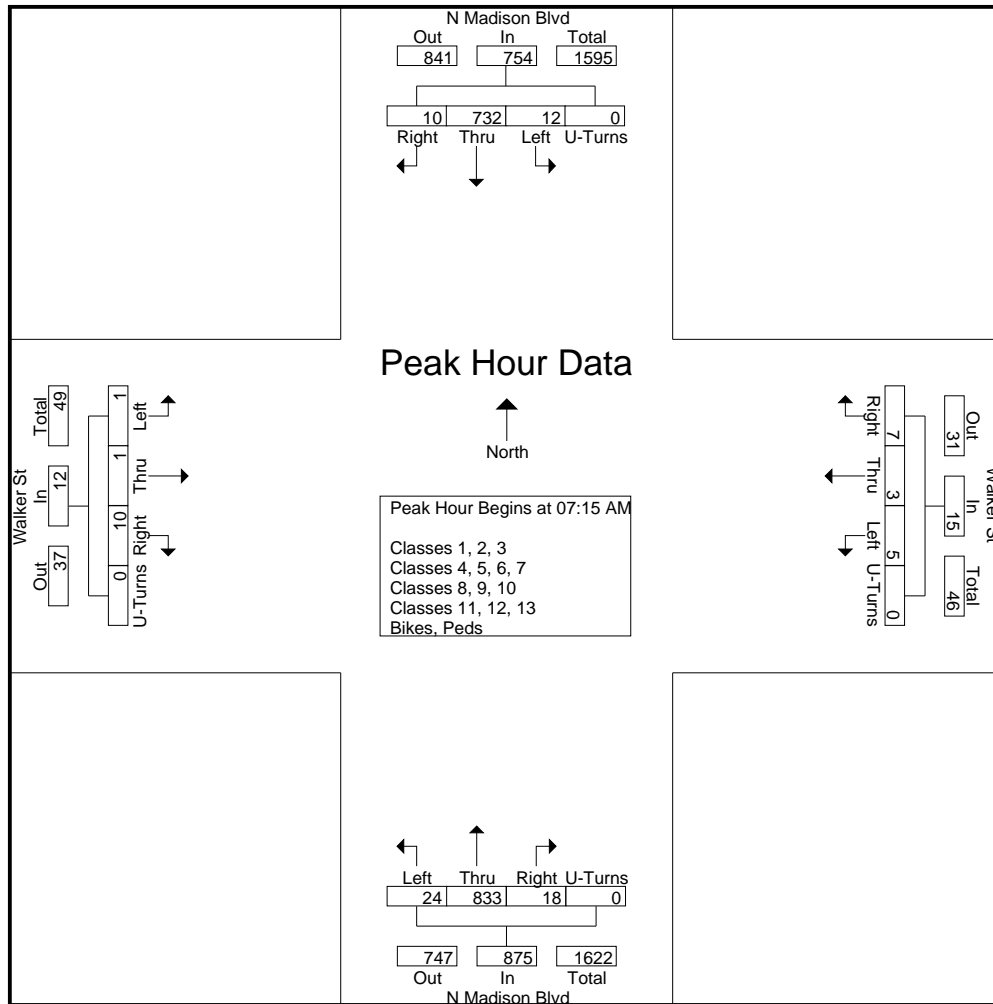


Quality Counts, LLC

920 Blairhill Rd, STE B106
Charlotte, NC 28217

File Name : 14473018 - N Madison Blvd & Walker St
Site Code : 14473018
Start Date : 8/30/2017
Page No : 4

Start Time	N Madison Blvd Southbound					Walker St Westbound					N Madison Blvd Northbound					Walker St Eastbound					Int. Total
	Right	Thru	Left	Peds	App. Total	Right	Thru	Left	Peds	App. Total	Right	Thru	Left	Peds	App. Total	Right	Thru	Left	Peds	App. Total	
Peak Hour Analysis From 06:00 AM to 09:45 AM - Peak 1 of 1																					
Peak Hour for Entire Intersection Begins at 07:15 AM																					
07:15 AM	0	165	3	0	168	1	1	0	0	2	4	181	2	0	187	1	0	0	0	1	358
07:30 AM	0	155	3	0	158	3	1	2	0	6	6	232	6	0	244	3	0	1	0	4	412
07:45 AM	5	208	3	0	216	1	1	2	0	4	7	254	7	0	268	1	0	0	0	1	489
08:00 AM	5	204	3	0	212	2	0	1	0	3	1	166	9	0	176	5	1	0	0	6	397
Total Volume	10	732	12	0	754	7	3	5	0	15	18	833	24	0	875	10	1	1	0	12	1656
% App. Total	1.3	97.1	1.6	0		46.7	20	33.3	0		2.1	95.2	2.7	0		83.3	8.3	8.3	0		
PHF	.500	.880	1.00	.000	.873	.583	.750	.625	.000	.625	.643	.820	.667	.000	.816	.500	.250	.250	.000	.500	.847



Quality Counts, LLC

920 Blairhill Rd, STE B106
Charlotte, NC 28217

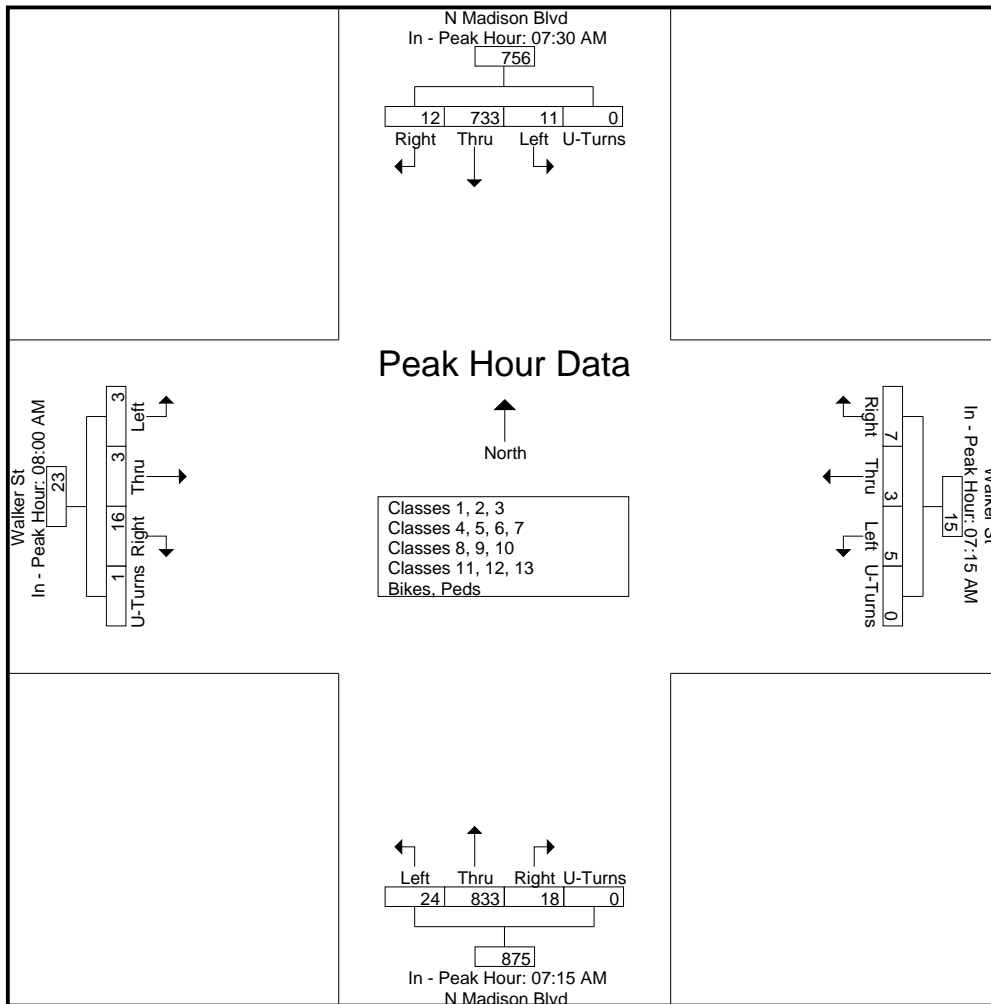
File Name : 14473018 - N Madison Blvd & Walker St
Site Code : 14473018
Start Date : 8/30/2017
Page No : 5

Start Time	N Madison Blvd Southbound					Walker St Westbound					N Madison Blvd Northbound					Walker St Eastbound					Int. Total
	Right	Thru	Left	Peds	App. Total	Right	Thru	Left	Peds	App. Total	Right	Thru	Left	Peds	App. Total	Right	Thru	Left	Peds	App. Total	

Peak Hour Analysis From 06:00 AM to 09:45 AM - Peak 1 of 1

Peak Hour for Each Approach Begins at:

	07:30 AM					07:15 AM					07:15 AM					08:00 AM				
+0 mins.	0	155	3	0	158	1	1	0	0	2	4	181	2	0	187	5	1	0	0	6
+15 mins.	5	208	3	0	216	3	1	2	0	6	6	232	6	0	244	4	2	1	0	7
+30 mins.	5	204	3	0	212	1	1	2	0	4	7	254	7	0	268	4	0	1	0	5
+45 mins.	2	166	2	0	170	2	0	1	0	3	1	166	9	0	176	3	0	1	1	5
Total Volume	12	733	11	0	756	7	3	5	0	15	18	833	24	0	875	16	3	3	1	23
% App. Total	1.6	97	1.5	0		46.7	20	33.3	0		2.1	95.2	2.7	0		69.6	13	13	4.3	
PHF	.600	.881	.917	.000	.875	.583	.750	.625	.000	.625	.643	.820	.667	.000	.816	.800	.375	.750	.250	.821

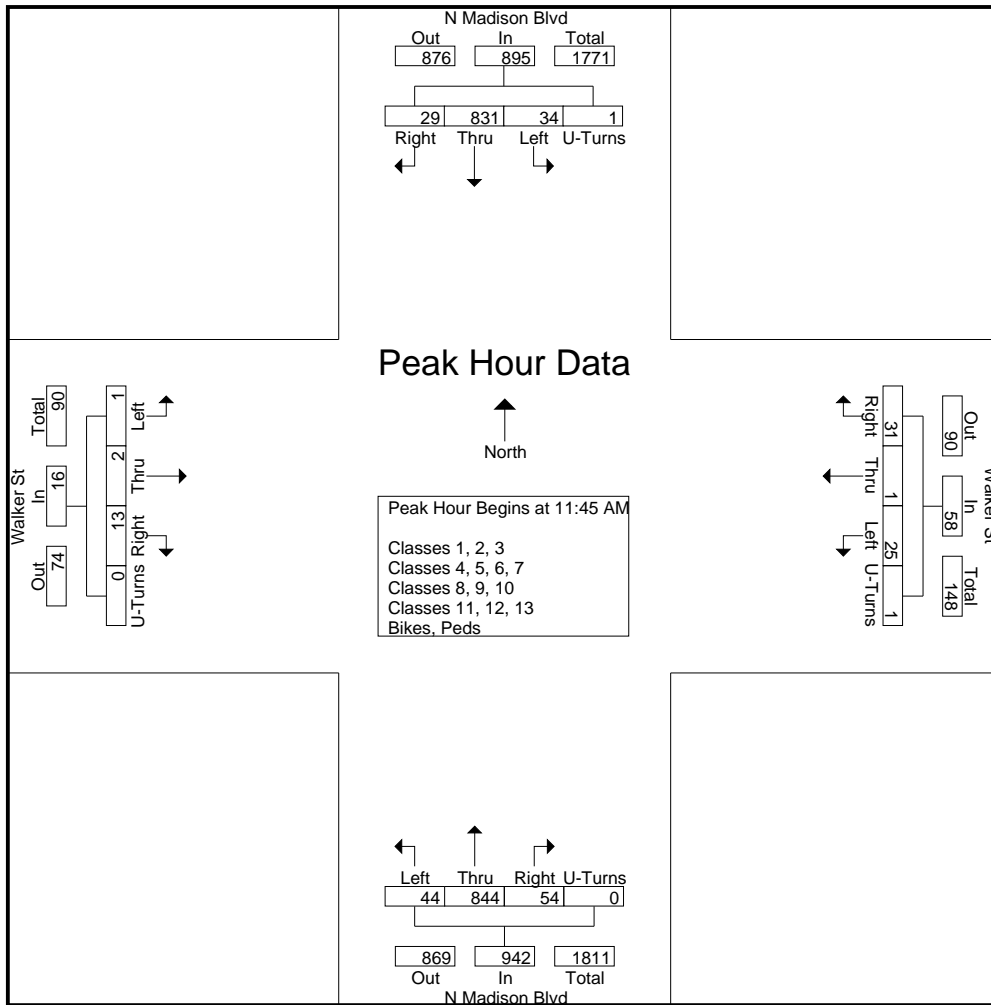


Quality Counts, LLC

920 Blairhill Rd, STE B106
Charlotte, NC 28217

File Name : 14473018 - N Madison Blvd & Walker St
Site Code : 14473018
Start Date : 8/30/2017
Page No : 6

Start Time	N Madison Blvd Southbound					Walker St Westbound					N Madison Blvd Northbound					Walker St Eastbound					Int. Total
	Rig ht	Thr u	Left	Ped s	App. Total	Rig ht	Thr u	Left	Ped s	App. Total	Right	Thr u	Left	Peds	App. Total	Right	Thr u	Left	Peds	App. Total	
Peak Hour Analysis From 10:00 AM to 02:45 PM - Peak 1 of 1																					
Peak Hour for Entire Intersection Begins at 11:45 AM																					
11:45 AM	8	190	6	0	204	5	0	5	0	10	12	206	16	0	234	3	0	0	0	3	451
12:00 PM	7	198	13	0	218	2	0	6	0	8	17	224	11	0	252	3	1	0	0	4	482
12:15 PM	8	237	7	1	253	16	1	10	1	28	15	214	6	0	235	5	0	0	0	5	521
12:30 PM	6	206	8	0	220	8	0	4	0	12	10	200	11	0	221	2	1	1	0	4	457
Total Volume	29	831	34	1	895	31	1	25	1	58	54	844	44	0	942	13	2	1	0	16	1911
% App. Total	3.2	92.8	3.8	0.1		53.4	1.7	43.1	1.7		5.7	89.6	4.7	0		81.2	12.5	6.2	0		
PHF	.906	.877	.654	.250	.884	.484	.250	.625	.250	.518	.794	.942	.688	.000	.935	.650	.500	.250	.000	.800	.917



Quality Counts, LLC

920 Blairhill Rd, STE B106
Charlotte, NC 28217

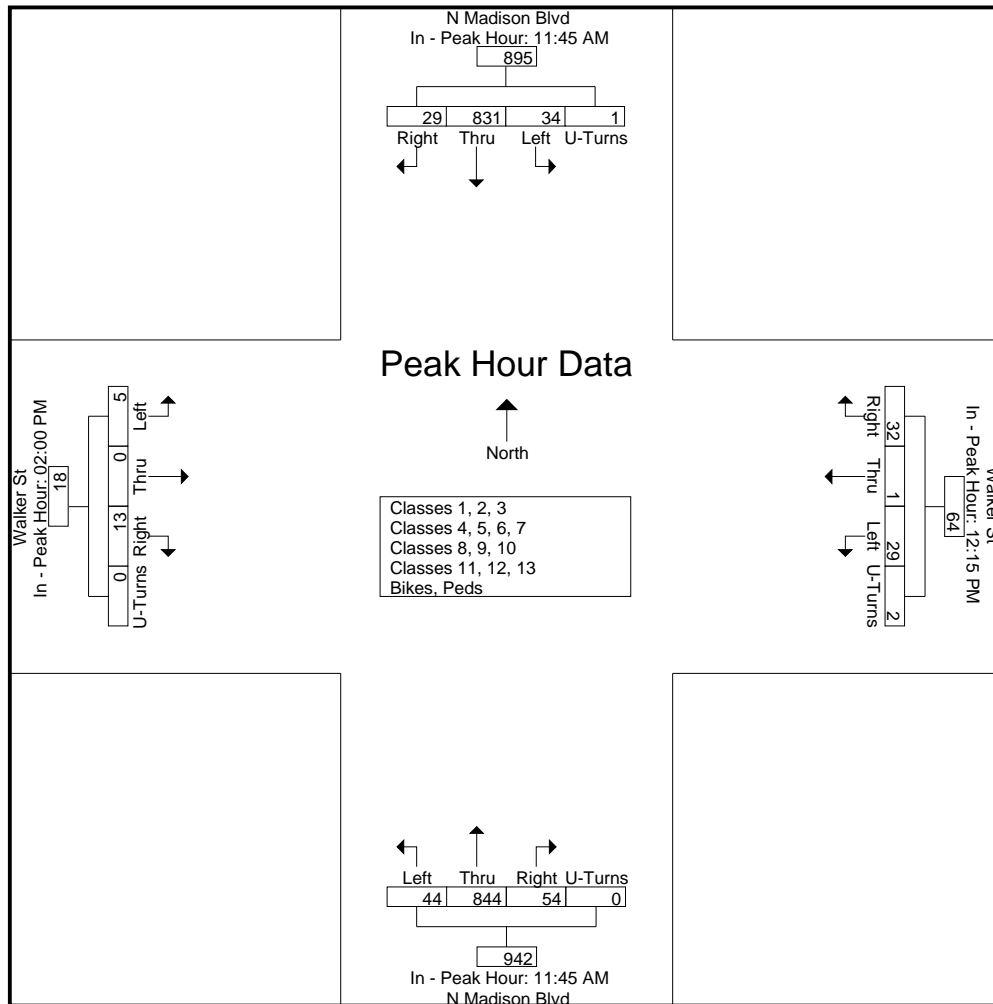
File Name : 14473018 - N Madison Blvd & Walker St
Site Code : 14473018
Start Date : 8/30/2017
Page No : 7

Start Time	N Madison Blvd Southbound					Walker St Westbound					N Madison Blvd Northbound					Walker St Eastbound					Int. Total
	Rig ht	Thr u	Left	Ped s	App. Total	Rig ht	Thr u	Left	Ped s	App. Total	Right	Thr u	Left	Peds	App. Total	Right	Thr u	Left	Peds	App. Total	

Peak Hour Analysis From 10:00 AM to 02:45 PM - Peak 1 of 1

Peak Hour for Each Approach Begins at:

	11:45 AM					12:15 PM					11:45 AM					02:00 PM				
+0 mins.	8	190	6	0	204	16	1	10	1	28	12	206	16	0	234	2	0	4	0	6
+15 mins.	7	198	13	0	218	8	0	4	0	12	17	224	11	0	252	3	0	0	0	3
+30 mins.	8	237	7	1	253	3	0	11	0	14	15	214	6	0	235	3	0	0	0	3
+45 mins.	6	206	8	0	220	5	0	4	1	10	10	200	11	0	221	5	0	1	0	6
Total Volume	29	831	34	1	895	32	1	29	2	64	54	844	44	0	942	13	0	5	0	18
% App. Total	3.2	92.8	3.8	0.1		50	1.6	45.3	3.1		5.7	89.6	4.7	0		72.2	0	27.8	0	
PHF	.906	.877	.654	.250	.884	.500	.250	.659	.500	.571	.794	.942	.688	.000	.935	.650	.000	.313	.000	.750

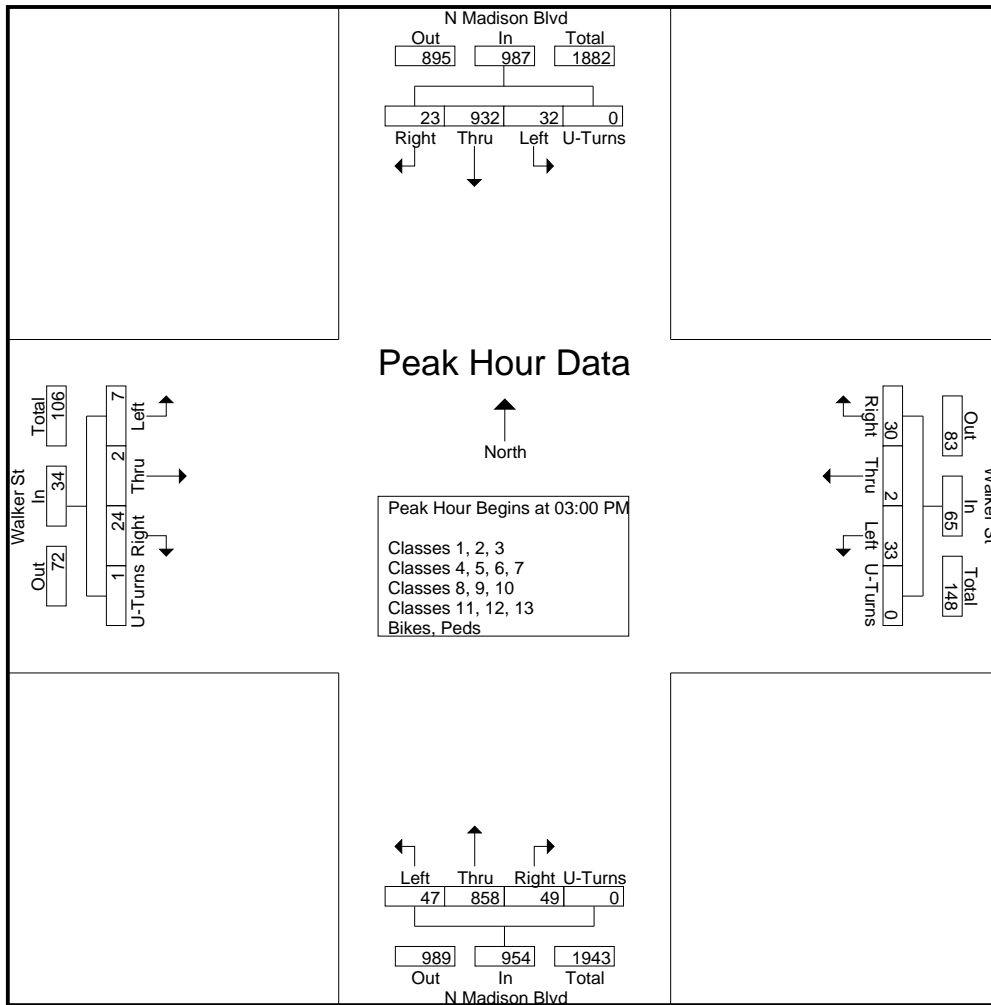


Quality Counts, LLC

920 Blairhill Rd, STE B106
Charlotte, NC 28217

File Name : 14473018 - N Madison Blvd & Walker St
Site Code : 14473018
Start Date : 8/30/2017
Page No : 8

Start Time	N Madison Blvd Southbound					Walker St Westbound					N Madison Blvd Northbound					Walker St Eastbound					Int. Total
	Right	Thru	Left	Peds	App. Total	Right	Thru	Left	Peds	App. Total	Right	Thru	Left	Peds	App. Total	Right	Thru	Left	Peds	App. Total	
Peak Hour Analysis From 03:00 PM to 06:45 PM - Peak 1 of 1																					
Peak Hour for Entire Intersection Begins at 03:00 PM																					
03:00 PM	5	273	9	0	287	10	2	3	0	15	10	219	8	0	237	5	1	1	0	7	546
03:15 PM	10	238	9	0	257	7	0	9	0	16	13	195	11	0	219	2	0	2	1	5	497
03:30 PM	6	233	6	0	245	9	0	12	0	21	16	242	12	0	270	11	0	3	0	14	550
03:45 PM	2	188	8	0	198	4	0	9	0	13	10	202	16	0	228	6	1	1	0	8	447
Total Volume	23	932	32	0	987	30	2	33	0	65	49	858	47	0	954	24	2	7	1	34	2040
% App. Total	2.3	94.4	3.2	0		46.2	3.1	50.8	0		5.1	89.9	4.9	0		70.6	5.9	20.6	2.9		
PHF	.575	.853	.889	.000	.860	.750	.250	.688	.000	.774	.766	.886	.734	.000	.883	.545	.500	.583	.250	.607	.927



Quality Counts, LLC

920 Blairhill Rd, STE B106
Charlotte, NC 28217

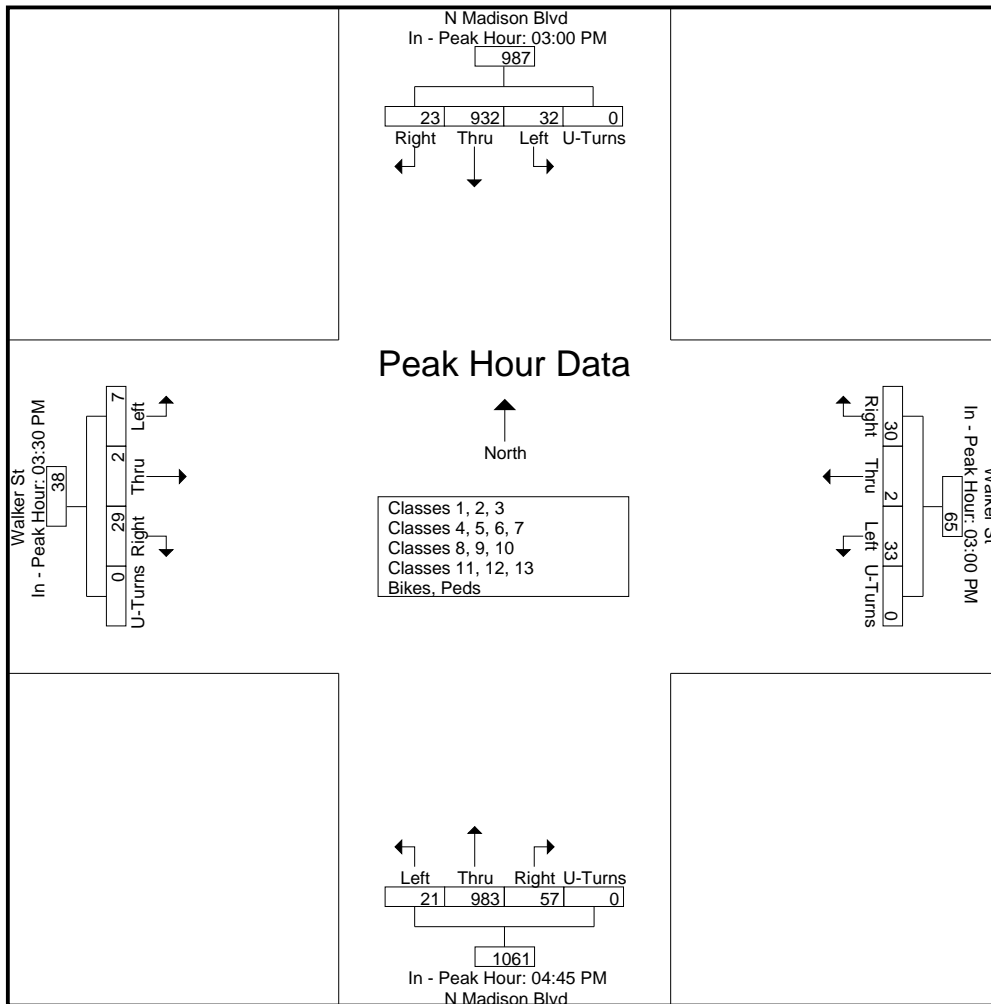
File Name : 14473018 - N Madison Blvd & Walker St
Site Code : 14473018
Start Date : 8/30/2017
Page No : 9

Start Time	N Madison Blvd Southbound					Walker St Westbound					N Madison Blvd Northbound					Walker St Eastbound					Int. Total
	Rig ht	Thr u	Left	Ped s	App. Total	Rig ht	Thr u	Left	Ped s	App. Total	Right	Thr u	Left	Peds	App. Total	Right	Thr u	Left	Peds	App. Total	

Peak Hour Analysis From 03:00 PM to 06:45 PM - Peak 1 of 1

Peak Hour for Each Approach Begins at:

	03:00 PM					03:00 PM					04:45 PM					03:30 PM				
+0 mins.	5	273	9	0	287	10	2	3	0	15	18	235	3	0	256	11	0	3	0	14
+15 mins.	10	238	9	0	257	7	0	9	0	16	13	241	8	0	262	6	1	1	0	8
+30 mins.	6	233	6	0	245	9	0	12	0	21	13	250	6	0	269	3	0	1	0	4
+45 mins.	2	188	8	0	198	4	0	9	0	13	13	257	4	0	274	9	1	2	0	12
Total Volume	23	932	32	0	987	30	2	33	0	65	57	983	21	0	1061	29	2	7	0	38
% App. Total	2.3	94.4	3.2	0		46.2	3.1	50.8	0		5.4	92.6	2	0		76.3	5.3	18.4	0	
PHF	.575	.853	.889	.000	.860	.750	.250	.688	.000	.774	.792	.956	.656	.000	.968	.659	.500	.583	.000	.679



Quality Counts, LLC

920 Blairhill Rd, STE B106
Charlotte, NC 28217

File Name : 14473018 - N Madison Blvd & Walker St

Site Code : 14473018

Start Date : 8/30/2017

Page No : 1

Groups Printed- Classes 1, 2, 3

Start Time	N Madison Blvd Southbound					Walker St Westbound					N Madison Blvd Northbound					Walker St Eastbound					Int. Total
	Right	Thru	Left	U-Turns	App. Total	Right	Thru	Left	U-Turns	App. Total	Right	Thru	Left	U-Turns	App. Total	Right	Thru	Left	U-Turns	App. Total	
06:00 AM	1	98	1	0	100	0	0	3	0	3	4	39	0	0	43	2	0	0	0	2	148
06:15 AM	0	114	1	0	115	3	0	2	0	5	1	51	3	0	55	3	0	2	0	5	180
06:30 AM	0	120	1	0	121	1	0	1	0	2	3	74	3	0	80	1	0	0	0	1	204
06:45 AM	0	137	2	0	139	0	0	0	0	0	5	105	1	0	111	0	0	0	0	0	250
Total	1	469	5	0	475	4	0	6	0	10	13	269	7	0	289	6	0	2	0	8	782
07:00 AM	3	145	1	0	149	1	0	1	0	2	3	112	4	0	119	3	0	0	0	3	273
07:15 AM	0	155	3	0	158	1	1	0	0	2	3	168	2	0	173	1	0	0	0	1	334
07:30 AM	0	139	3	0	142	3	1	2	0	6	3	218	6	0	227	2	0	0	0	2	377
07:45 AM	5	194	3	0	202	1	0	2	0	3	3	236	7	0	246	1	0	0	0	1	452
Total	8	633	10	0	651	6	2	5	0	13	12	734	19	0	765	7	0	0	0	7	1436
08:00 AM	5	186	3	0	194	1	0	0	0	1	1	160	6	0	167	4	1	0	0	5	367
08:15 AM	2	154	2	0	158	0	0	1	0	1	7	131	8	0	146	3	1	0	0	4	309
08:30 AM	1	126	0	0	127	2	0	1	0	3	2	129	3	0	134	4	0	1	0	5	269
08:45 AM	3	142	4	0	149	0	1	5	0	6	4	150	7	0	161	3	0	1	1	5	321
Total	11	608	9	0	628	3	1	7	0	11	14	570	24	0	608	14	2	2	1	19	1266
09:00 AM	4	123	2	0	129	0	0	2	0	2	9	137	3	0	149	1	1	1	0	3	283
09:15 AM	4	162	2	0	168	0	0	1	0	1	8	130	12	0	150	1	0	1	0	2	321
09:30 AM	4	137	3	0	144	0	0	3	0	3	3	127	7	0	137	1	0	0	0	1	285
09:45 AM	5	170	1	0	176	0	0	0	0	0	3	165	6	0	174	2	0	0	0	2	352
Total	17	592	8	0	617	0	0	6	0	6	23	559	28	0	610	5	1	2	0	8	1241
10:00 AM	5	127	1	0	133	3	4	3	0	10	4	135	4	0	143	2	0	1	0	3	289
10:15 AM	6	130	3	0	139	3	0	3	0	6	5	168	2	0	175	1	0	3	1	5	325
10:30 AM	2	132	0	0	134	0	1	0	0	1	9	139	4	0	152	2	0	0	0	2	289
10:45 AM	2	141	5	0	148	1	0	4	0	5	4	138	7	0	149	1	0	0	0	1	303
Total	15	530	9	0	554	7	5	10	0	22	22	580	17	0	619	6	0	4	1	11	1206
11:00 AM	5	155	1	0	161	5	1	2	0	8	6	171	9	0	186	2	0	0	0	2	357
11:15 AM	7	172	0	0	179	7	1	3	0	11	12	175	10	0	197	2	0	0	0	2	389
11:30 AM	4	167	8	0	179	3	0	4	0	7	5	169	8	0	182	4	0	1	0	5	373
11:45 AM	8	176	6	0	190	5	0	4	0	9	12	196	16	0	224	3	0	0	0	3	426
Total	24	670	15	0	709	20	2	13	0	35	35	711	43	0	789	11	0	1	0	12	1545
12:00 PM	7	192	13	0	212	2	0	6	0	8	16	216	11	0	243	3	1	0	0	4	467
12:15 PM	8	222	7	1	238	16	1	9	1	27	13	203	6	0	222	4	0	0	0	4	491
12:30 PM	6	193	8	0	207	8	0	4	0	12	10	192	11	0	213	2	1	1	0	4	436
12:45 PM	7	177	5	0	189	3	0	11	0	14	7	201	12	0	220	2	0	1	0	3	426
Total	28	784	33	1	846	29	1	30	1	61	46	812	40	0	898	11	2	2	0	15	1820
01:00 PM	8	176	8	0	192	5	0	4	1	10	15	183	7	0	205	2	0	1	0	3	410
01:15 PM	5	191	8	0	204	9	0	5	0	14	19	180	11	0	210	3	0	2	0	5	433
01:30 PM	4	173	7	0	184	2	0	4	0	6	11	164	9	0	184	2	0	1	1	4	378
01:45 PM	9	166	5	0	180	6	0	11	0	17	11	172	7	0	190	0	0	1	0	1	388
Total	26	706	28	0	760	22	0	24	1	47	56	699	34	0	789	7	0	5	1	13	1609
02:00 PM	2	200	8	0	210	8	2	6	0	16	15	179	11	0	205	1	0	4	0	5	436
02:15 PM	8	184	5	0	197	4	0	13	0	17	11	176	8	0	195	3	0	0	0	3	412
02:30 PM	7	170	10	0	187	6	1	5	0	12	12	167	6	0	185	3	0	0	0	3	387
02:45 PM	2	204	7	0	213	2	1	5	0	8	6	174	5	0	185	5	0	1	0	6	412
Total	19	758	30	0	807	20	4	29	0	53	44	696	30	0	770	12	0	5	0	17	1647
03:00 PM	5	254	9	0	268	10	2	3	0	15	10	209	8	0	227	4	1	1	0	6	516
03:15 PM	9	228	9	0	246	7	0	9	0	16	13	184	10	0	207	1	0	2	1	4	473
03:30 PM	5	227	5	0	237	9	0	12	0	21	15	231	12	0	258	7	0	3	0	10	526
03:45 PM	2	181	8	0	191	4	0	9	0	13	8	193	16	0	217	5	1	1	0	7	428
Total	21	890	31	0	942	30	2	33	0	65	46	817	46	0	909	17	2	7	1	27	1943

Quality Counts, LLC

920 Blairhill Rd, STE B106
Charlotte, NC 28217

File Name : 14473018 - N Madison Blvd & Walker St

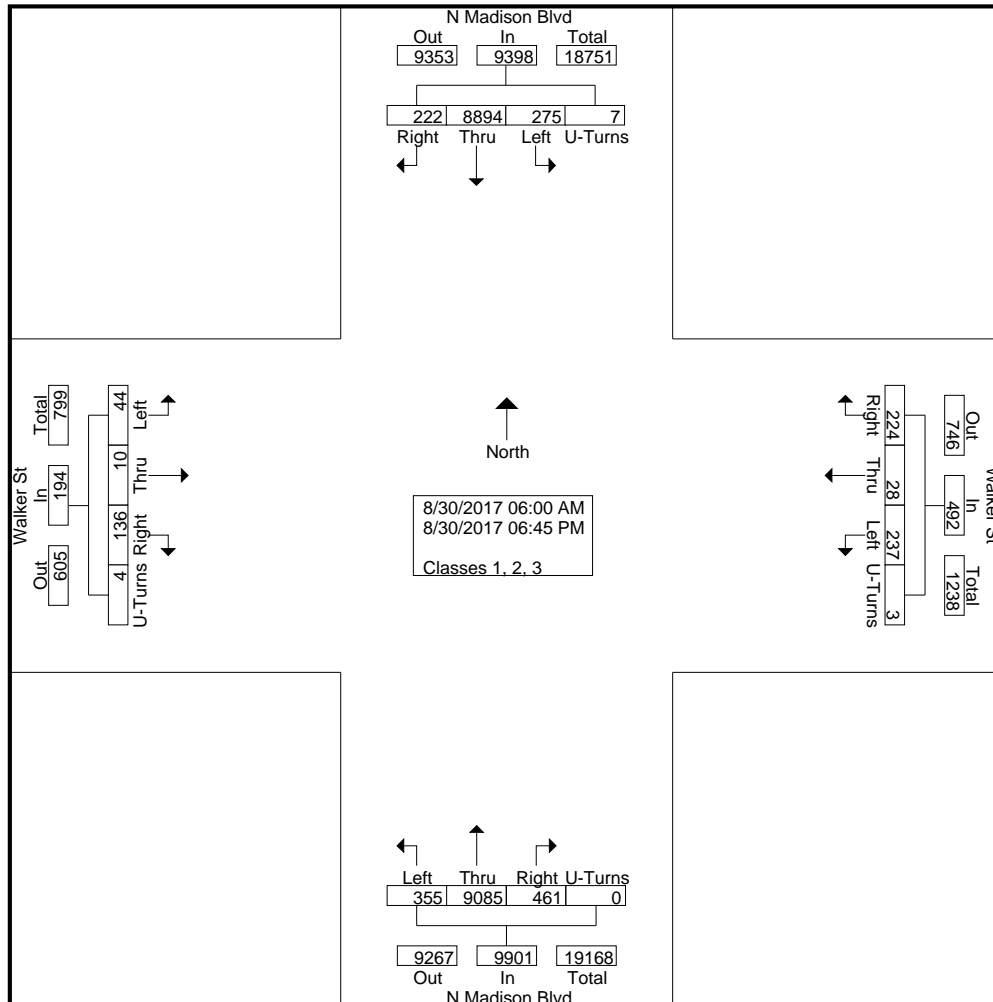
Site Code : 14473018

Start Date : 8/30/2017

Page No : 2

Groups Printed- Classes 1, 2, 3

Start Time	N Madison Blvd Southbound					Walker St Westbound					N Madison Blvd Northbound					Walker St Eastbound					Int. Total
	Right	Thru	Left	U-Turns	App. Total	Right	Thru	Left	U-Turns	App. Total	Right	Thru	Left	U-Turns	App. Total	Right	Thru	Left	U-Turns	App. Total	
04:00 PM	5	189	11	0	205	5	2	5	0	12	17	192	9	0	218	3	0	1	0	4	439
04:15 PM	4	183	7	0	194	8	1	7	0	16	20	237	8	0	265	9	1	2	0	12	487
04:30 PM	9	169	9	0	187	5	0	4	0	9	9	227	11	0	247	6	1	3	0	10	453
04:45 PM	8	195	6	0	209	7	4	5	0	16	17	228	3	0	248	0	1	1	0	2	475
Total	26	736	33	0	795	25	7	21	0	53	63	884	31	0	978	18	3	7	0	28	1854
05:00 PM	4	229	6	0	239	10	0	2	0	12	13	236	8	0	257	4	0	1	0	5	513
05:15 PM	3	185	4	0	192	6	1	6	0	13	12	245	6	0	263	4	0	1	0	5	473
05:30 PM	2	200	7	6	215	6	1	6	0	13	13	252	4	0	269	4	0	1	0	5	502
05:45 PM	4	203	12	0	219	5	0	8	0	13	12	237	4	0	253	0	0	1	0	1	486
Total	13	817	29	6	865	27	2	22	0	51	50	970	22	0	1042	12	0	4	0	16	1974
06:00 PM	0	188	8	0	196	10	1	9	1	21	13	209	5	0	227	1	0	0	0	1	445
06:15 PM	4	186	7	0	197	6	0	5	0	11	7	206	2	0	215	4	0	1	0	5	428
06:30 PM	8	157	11	0	176	8	0	6	0	14	9	174	5	0	188	3	0	2	0	5	383
06:45 PM	1	170	9	0	180	7	1	11	0	19	8	195	2	0	205	2	0	0	0	2	406
Total	13	701	35	0	749	31	2	31	1	65	37	784	14	0	835	10	0	3	0	13	1662
Grand Total	222	8894	275	7	9398	224	28	237	3	492	461	9085	355	0	9901	136	10	44	4	194	19985
Apprch %	2.4	94.6	2.9	0.1		45.5	5.7	48.2	0.6		4.7	91.8	3.6	0		70.1	5.2	22.7	2.1		
Total %	1.1	44.5	1.4	0	47	1.1	0.1	1.2	0	2.5	2.3	45.5	1.8	0	49.5	0.7	0.1	0.2	0	1	

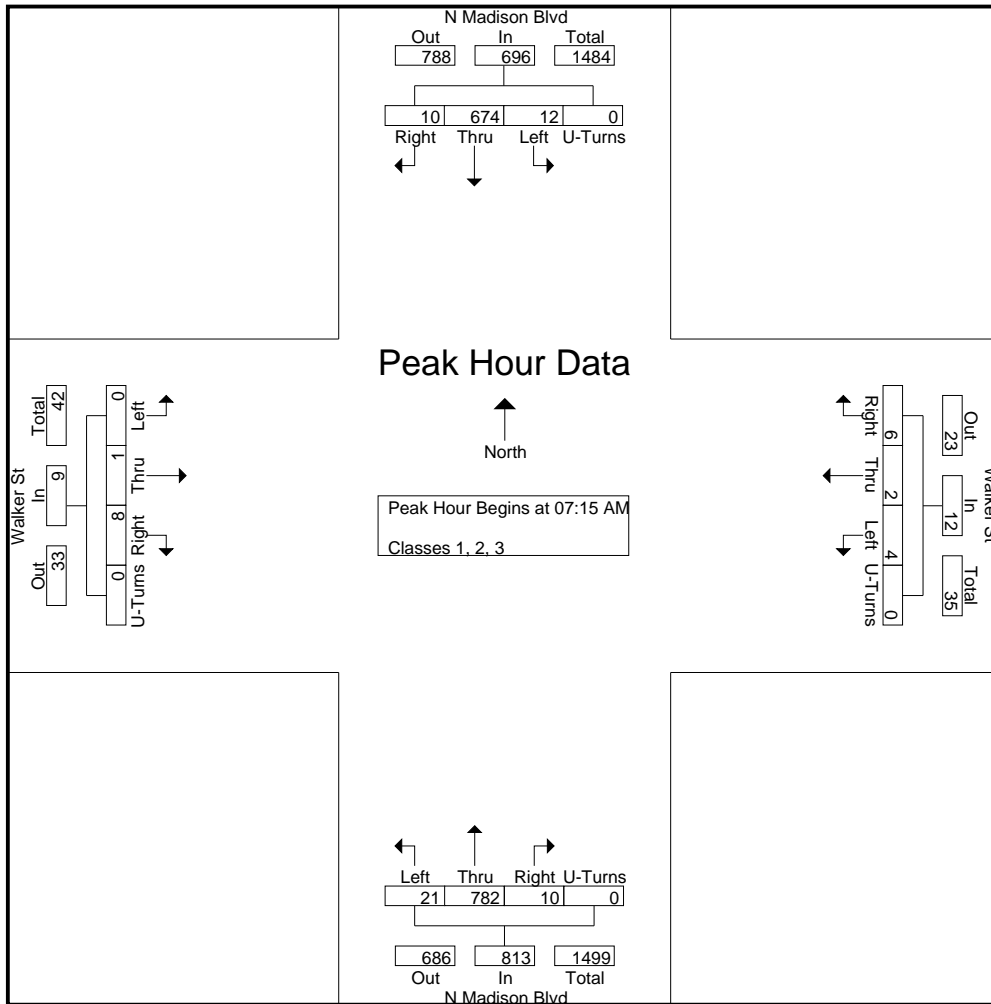


Quality Counts, LLC

920 Blairhill Rd, STE B106
Charlotte, NC 28217

File Name : 14473018 - N Madison Blvd & Walker St
Site Code : 14473018
Start Date : 8/30/2017
Page No : 3

Start Time	N Madison Blvd Southbound					Walker St Westbound					N Madison Blvd Northbound					Walker St Eastbound					Int. Total
	Right	Thru	Left	U-Turns	App. Total	Right	Thru	Left	U-Turns	App. Total	Right	Thru	Left	U-Turns	App. Total	Right	Thru	Left	U-Turns	App. Total	
Peak Hour Analysis From 06:00 AM to 09:45 AM - Peak 1 of 1																					
Peak Hour for Entire Intersection Begins at 07:15 AM																					
07:15 AM	0	155	3	0	158	1	1	0	0	2	3	168	2	0	173	1	0	0	0	1	334
07:30 AM	0	139	3	0	142	3	1	2	0	6	3	218	6	0	227	2	0	0	0	2	377
07:45 AM	5	194	3	0	202	1	0	2	0	3	3	236	7	0	246	1	0	0	0	1	452
08:00 AM	5	186	3	0	194	1	0	0	0	1	1	160	6	0	167	4	1	0	0	5	367
Total Volume	10	674	12	0	696	6	2	4	0	12	10	782	21	0	813	8	1	0	0	9	1530
% App. Total	1.4	96.8	1.7	0		50	16.7	33.3	0		1.2	96.2	2.6	0		88.9	11.1	0	0		
PHF	.500	.869	1.00	.000	.861	.500	.500	.500	.000	.500	.833	.828	.750	.000	.826	.500	.250	.000	.000	.450	.846

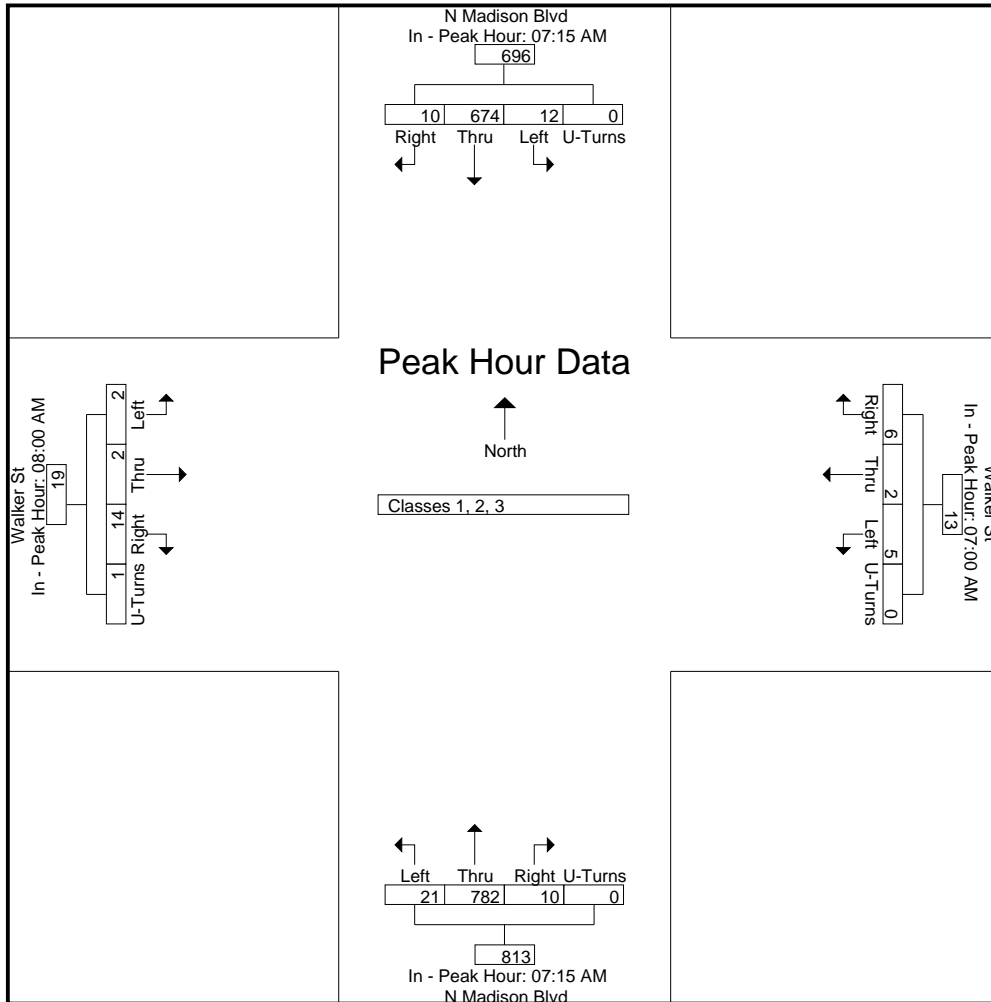


Quality Counts, LLC

920 Blairhill Rd, STE B106
Charlotte, NC 28217

File Name : 14473018 - N Madison Blvd & Walker St
Site Code : 14473018
Start Date : 8/30/2017
Page No : 4

Start Time	N Madison Blvd Southbound					Walker St Westbound					N Madison Blvd Northbound					Walker St Eastbound					Int. Total
	Right	Thru	Left	U-Turns	App. Total	Right	Thru	Left	U-Turns	App. Total	Right	Thru	Left	U-Turns	App. Total	Right	Thru	Left	U-Turns	App. Total	
Peak Hour Analysis From 06:00 AM to 09:45 AM - Peak 1 of 1																					
Peak Hour for Each Approach Begins at:																					
	07:15 AM					07:00 AM					07:15 AM					08:00 AM					
+0 mins.	0	155	3	0	158	1	0	1	0	2	3	168	2	0	173	4	1	0	0	5	
+15 mins.	0	139	3	0	142	1	1	0	0	2	3	218	6	0	227	3	1	0	0	4	
+30 mins.	5	194	3	0	202	3	1	2	0	6	3	236	7	0	246	4	0	1	0	5	
+45 mins.	5	186	3	0	194	1	0	2	0	3	1	160	6	0	167	3	0	1	1	5	
Total Volume	10	674	12	0	696	6	2	5	0	13	10	782	21	0	813	14	2	2	1	19	
% App. Total	1.4	96.8	1.7	0		46.2	15.4	38.5	0		1.2	96.2	2.6	0		73.7	10.5	10.5	5.3		
PHF	.500	.869	1.000																		

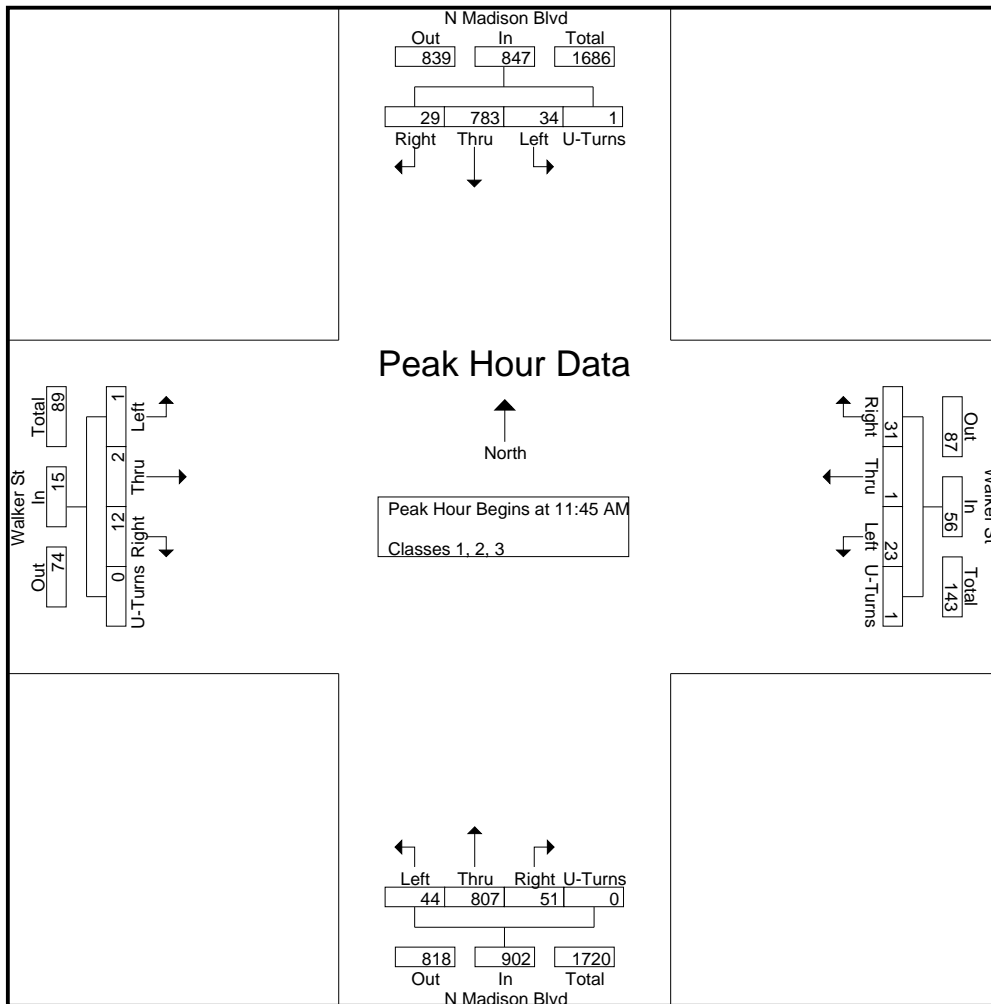


Quality Counts, LLC

920 Blairhill Rd, STE B106
Charlotte, NC 28217

File Name : 14473018 - N Madison Blvd & Walker St
Site Code : 14473018
Start Date : 8/30/2017
Page No : 5

Start Time	N Madison Blvd Southbound					Walker St Westbound					N Madison Blvd Northbound					Walker St Eastbound					Int. Total
	Right	Thru	Left	U-Turns	App. Total	Right	Thru	Left	U-Turns	App. Total	Right	Thru	Left	U-Turns	App. Total	Right	Thru	Left	U-Turns	App. Total	
Peak Hour Analysis From 10:00 AM to 02:45 PM - Peak 1 of 1																					
Peak Hour for Entire Intersection Begins at 11:45 AM																					
11:45 AM	8	176	6	0	190	5	0	4	0	9	12	196	16	0	224	3	0	0	0	3	426
12:00 PM	7	192	13	0	212	2	0	6	0	8	16	216	11	0	243	3	1	0	0	4	467
12:15 PM	8	222	7	1	238	16	1	9	1	27	13	203	6	0	222	4	0	0	0	4	491
12:30 PM	6	193	8	0	207	8	0	4	0	12	10	192	11	0	213	2	1	1	0	4	436
Total Volume	29	783	34	1	847	31	1	23	1	56	51	807	44	0	902	12	2	1	0	15	1820
% App. Total	3.4	92.4	4	0.1		55.4	1.8	41.1	1.8		5.7	89.5	4.9	0		80	13.3	6.7	0		
PHF	.906	.882	.654	.250	.890	.484	.250	.639	.250	.519	.797	.934	.688	.000	.928	.750	.500	.250	.000	.938	.927

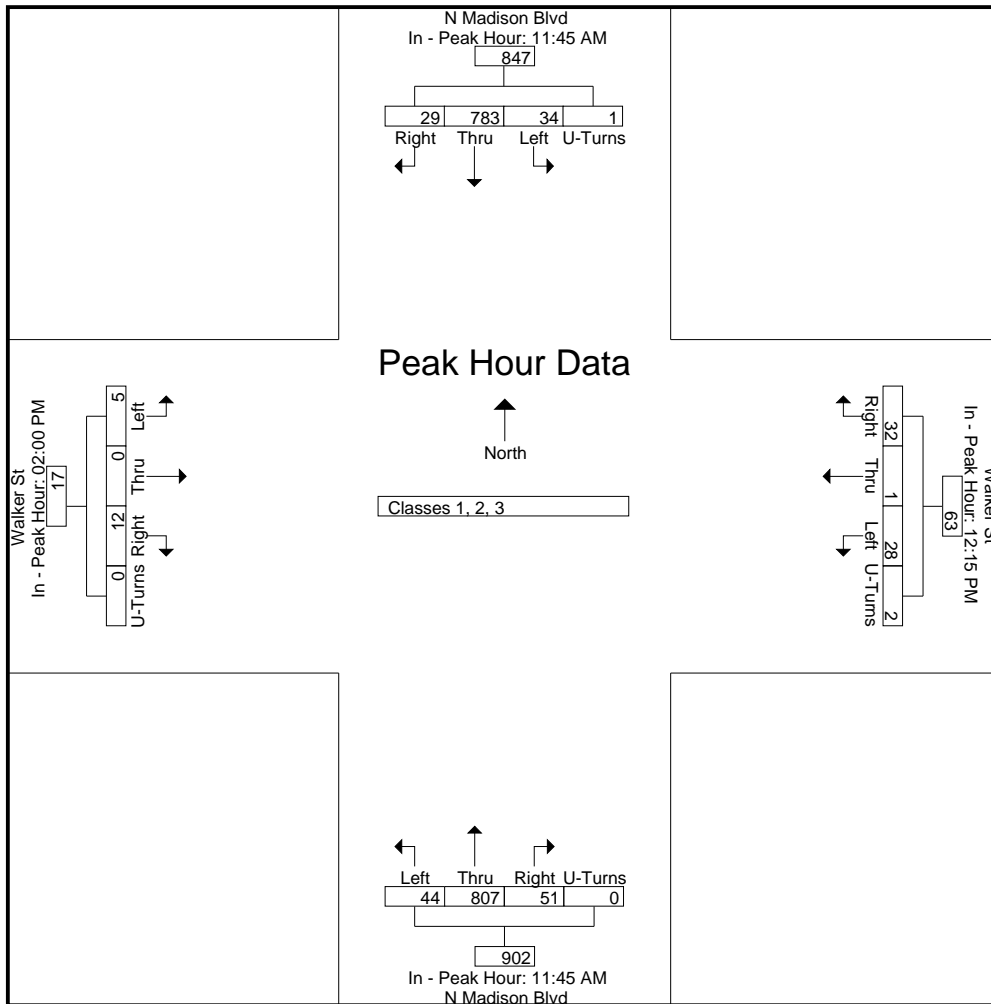


Quality Counts, LLC

920 Blairhill Rd, STE B106
Charlotte, NC 28217

File Name : 14473018 - N Madison Blvd & Walker St
Site Code : 14473018
Start Date : 8/30/2017
Page No : 6

Start Time	N Madison Blvd Southbound					Walker St Westbound					N Madison Blvd Northbound					Walker St Eastbound					Int. Total
	Right	Thru	Left	U-Turns	App. Total	Right	Thru	Left	U-Turns	App. Total	Right	Thru	Left	U-Turns	App. Total	Right	Thru	Left	U-Turns	App. Total	
Peak Hour Analysis From 10:00 AM to 02:45 PM - Peak 1 of 1																					
Peak Hour for Each Approach Begins at:																					
	11:45 AM					12:15 PM					11:45 AM					02:00 PM					
+0 mins.	8	176	6	0	190	16	1	9	1	27	12	196	16	0	224	1	0	4	0	5	
+15 mins.	7	192	13	0	212	8	0	4	0	12	16	216	11	0	243	3	0	0	0	3	
+30 mins.	8	222	7	1	238	3	0	11	0	14	13	203	6	0	222	3	0	0	0	3	
+45 mins.	6	193	8	0	207	5	0	4	1	10	10	192	11	0	213	5	0	1	0	6	
Total Volume	29	783	34	1	847	32	1	28	2	63	51	807	44	0	902	12	0	5	0	17	
% App. Total	3.4	92.4	4	0.1		50.8	1.6	44.4	3.2		5.7	89.5	4.9	0		70.6	0	29.4	0		
PHF	.906	.882	.654	.250	.890	.500	.250	.636	.500	.583	.797	.934	.688	.000	.928	.600	.000	.313	.000	.708	

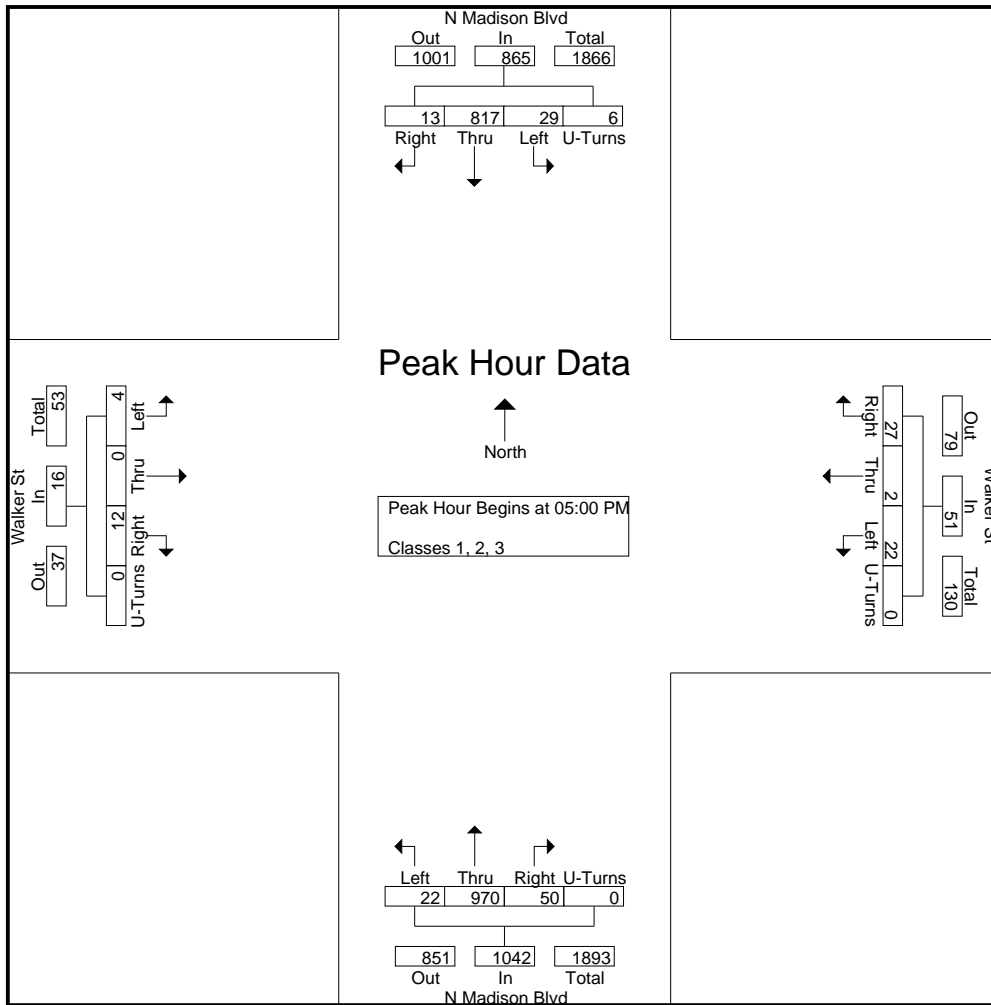


Quality Counts, LLC

920 Blairhill Rd, STE B106
Charlotte, NC 28217

File Name : 14473018 - N Madison Blvd & Walker St
Site Code : 14473018
Start Date : 8/30/2017
Page No : 7

Start Time	N Madison Blvd Southbound					Walker St Westbound					N Madison Blvd Northbound					Walker St Eastbound					Int. Total
	Right	Thru	Left	U-Turns	App. Total	Right	Thru	Left	U-Turns	App. Total	Right	Thru	Left	U-Turns	App. Total	Right	Thru	Left	U-Turns	App. Total	
Peak Hour Analysis From 03:00 PM to 06:45 PM - Peak 1 of 1																					
Peak Hour for Entire Intersection Begins at 05:00 PM																					
05:00 PM	4	229	6	0	239	10	0	2	0	12	13	236	8	0	257	4	0	1	0	5	513
05:15 PM	3	185	4	0	192	6	1	6	0	13	12	245	6	0	263	4	0	1	0	5	473
05:30 PM	2	200	7	6	215	6	1	6	0	13	13	252	4	0	269	4	0	1	0	5	502
05:45 PM	4	203	12	0	219	5	0	8	0	13	12	237	4	0	253	0	0	1	0	1	486
Total Volume	13	817	29	6	865	27	2	22	0	51	50	970	22	0	1042	12	0	4	0	16	1974
% App. Total	1.5	94.5	3.4	0.7		52.9	3.9	43.1	0		4.8	93.1	2.1	0		75	0	25	0		
PHF	.813	.892	.604	.250	.905	.675	.500	.688	.000	.981	.962	.962	.688	.000	.968	.750	.000	1.000	.000	.800	.962



Quality Counts, LLC

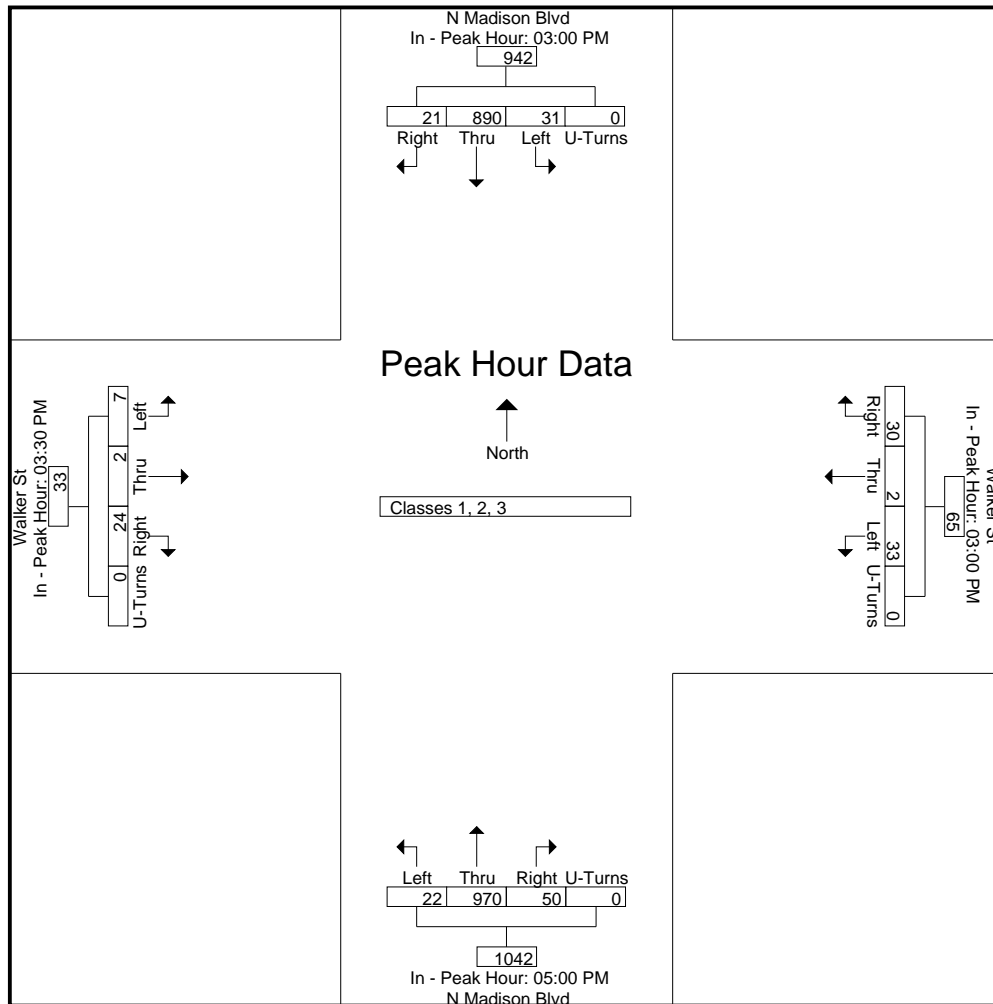
920 Blairhill Rd, STE B106
Charlotte, NC 28217

File Name : 14473018 - N Madison Blvd & Walker St
Site Code : 14473018
Start Date : 8/30/2017
Page No : 8

Start Time	N Madison Blvd Southbound					Walker St Westbound					N Madison Blvd Northbound					Walker St Eastbound					Int. Total
	Rig ht	Thr u	Left	U-Turns	App. Total	Rig ht	Thr u	Left	U-Turns	App. Total	Rig ht	Thr u	Left	U-Turns	App. Total	Rig ht	Thr u	Left	U-Turns	App. Total	

Peak Hour Analysis From 03:00 PM to 06:45 PM - Peak 1 of 1
Peak Hour for Each Approach Begins at:

	03:00 PM					03:00 PM					05:00 PM					03:30 PM				
+0 mins.	5	254	9	0	268	10	2	3	0	15	13	236	8	0	257	7	0	3	0	10
+15 mins.	9	228	9	0	246	7	0	9	0	16	12	245	6	0	263	5	1	1	0	7
+30 mins.	5	227	5	0	237	9	0	12	0	21	13	252	4	0	269	3	0	1	0	4
+45 mins.	2	181	8	0	191	4	0	9	0	13	12	237	4	0	253	9	1	2	0	12
Total Volume	21	890	31	0	942	30	2	33	0	65	50	970	22	0	1042	24	2	7	0	33
% App. Total	2.2	94.5	3.3	0		46.2	3.1	50.8	0		4.8	93.1	2.1	0		72.7	6.1	21.2	0	
PHF	.583	.876	.861	.000	.879	.750	.250	.688	.000	.774	.962	.962	.688	.000	.968	.667	.500	.583	.000	.688



Quality Counts, LLC

920 Blairhill Rd, STE B106
Charlotte, NC 28217

File Name : 14473018 - N Madison Blvd & Walker St

Site Code : 14473018

Start Date : 8/30/2017

Page No : 1

Groups Printed- Classes 4, 5, 6, 7

Start Time	N Madison Blvd Southbound					Walker St Westbound					N Madison Blvd Northbound					Walker St Eastbound					Int. Total
	Right	Thru	Left	U-Turns	App. Total	Right	Thru	Left	U-Turns	App. Total	Right	Thru	Left	U-Turns	App. Total	Right	Thru	Left	U-Turns	App. Total	
06:00 AM	0	4	0	0	4	0	0	0	0	0	0	2	0	0	2	0	0	0	0	0	6
06:15 AM	0	5	0	0	5	0	0	0	0	0	0	5	0	0	5	0	0	0	0	0	10
06:30 AM	0	2	0	0	2	0	0	1	0	1	0	1	0	0	1	0	0	0	0	0	4
06:45 AM	0	5	0	0	5	0	0	0	0	0	0	5	0	0	5	0	0	0	0	0	10
Total	0	16	0	0	16	0	0	1	0	1	0	13	0	0	13	0	0	0	0	0	30
07:00 AM	0	6	0	0	6	0	0	0	0	0	0	3	0	0	3	0	0	0	0	0	9
07:15 AM	0	9	0	0	9	0	0	0	0	0	0	7	0	0	7	0	0	0	0	0	16
07:30 AM	0	11	0	0	11	0	0	0	0	0	0	11	0	0	11	1	0	1	0	2	24
07:45 AM	0	9	0	0	9	0	0	0	0	0	2	15	0	0	17	0	0	0	0	0	26
Total	0	35	0	0	35	0	0	0	0	0	2	36	0	0	38	1	0	1	0	2	75
08:00 AM	0	10	0	0	10	1	0	1	0	2	0	1	3	0	4	1	0	0	0	1	17
08:15 AM	0	5	0	0	5	0	0	1	0	1	0	4	3	0	7	1	1	1	0	3	16
08:30 AM	0	8	0	0	8	0	0	0	0	0	0	6	0	0	6	0	0	0	0	0	14
08:45 AM	0	7	0	0	7	0	0	0	0	0	0	4	0	0	4	0	0	0	0	0	11
Total	0	30	0	0	30	1	0	2	0	3	0	15	6	0	21	2	1	1	0	4	58
09:00 AM	0	6	0	0	6	0	0	0	0	0	0	3	1	0	4	0	0	0	0	0	10
09:15 AM	0	5	0	0	5	0	0	0	0	0	0	7	0	0	7	0	0	0	0	0	12
09:30 AM	0	5	0	0	5	0	0	0	0	0	0	6	0	0	6	1	0	0	0	1	12
09:45 AM	0	2	0	0	2	0	0	0	0	0	0	5	0	0	5	0	0	0	0	0	7
Total	0	18	0	0	18	0	0	0	0	0	0	21	1	0	22	1	0	0	0	1	41
10:00 AM	0	6	0	0	6	0	0	0	0	0	0	6	0	0	6	0	0	0	0	0	12
10:15 AM	0	8	0	0	8	0	0	0	0	0	2	4	0	0	6	0	0	0	0	0	14
10:30 AM	0	3	0	0	3	0	0	0	0	0	0	6	1	0	7	0	0	0	0	0	10
10:45 AM	0	5	0	0	5	0	1	0	0	1	1	5	0	0	6	0	0	0	0	0	12
Total	0	22	0	0	22	0	1	0	0	1	3	21	1	0	25	0	0	0	0	0	48
11:00 AM	0	7	0	0	7	0	0	0	0	0	0	5	1	0	6	1	0	0	0	1	14
11:15 AM	0	5	0	0	5	0	0	0	0	0	0	7	0	0	7	0	0	0	0	0	12
11:30 AM	0	2	1	0	3	0	0	0	0	0	0	7	1	0	8	0	0	0	0	0	11
11:45 AM	0	9	0	0	9	0	0	1	0	1	0	5	0	0	5	0	0	0	0	0	15
Total	0	23	1	0	24	0	0	1	0	1	0	24	2	0	26	1	0	0	0	1	52
12:00 PM	0	4	0	0	4	0	0	0	0	0	1	4	0	0	5	0	0	0	0	0	9
12:15 PM	0	11	0	0	11	0	0	1	0	1	2	4	0	0	6	1	0	0	0	1	19
12:30 PM	0	6	0	0	6	0	0	0	0	0	0	4	0	0	4	0	0	0	0	0	10
12:45 PM	1	5	0	0	6	0	0	0	0	0	0	2	0	0	2	0	0	0	0	0	8
Total	1	26	0	0	27	0	0	1	0	1	3	14	0	0	17	1	0	0	0	1	46
01:00 PM	0	4	0	0	4	0	0	0	0	0	1	4	0	0	5	1	0	0	0	1	10
01:15 PM	0	5	0	0	5	0	0	0	0	0	0	6	0	0	6	0	0	0	0	0	11
01:30 PM	0	8	0	0	8	0	0	0	0	0	0	0	0	0	0	0	0	0	0	0	8
01:45 PM	1	7	0	0	8	0	0	0	0	0	1	6	0	0	7	0	0	0	0	0	15
Total	1	24	0	0	25	0	0	0	0	0	2	16	0	0	18	1	0	0	0	1	44
02:00 PM	0	6	0	0	6	0	0	0	0	0	0	4	0	0	4	1	0	0	0	1	11
02:15 PM	0	4	1	0	5	1	0	0	0	1	0	3	1	0	4	0	0	0	0	0	10
02:30 PM	0	6	1	0	7	0	0	0	0	0	0	9	0	0	9	0	0	0	0	0	16
02:45 PM	0	16	0	0	16	0	0	0	0	0	0	9	0	0	9	0	0	0	0	0	25
Total	0	32	2	0	34	1	0	0	0	1	0	25	1	0	26	1	0	0	0	1	62
03:00 PM	0	16	0	0	16	0	0	0	0	0	0	5	0	0	5	0	0	0	0	0	21
03:15 PM	1	6	0	0	7	0	0	0	0	0	0	4	1	0	5	1	0	0	0	1	13
03:30 PM	1	3	0	0	4	0	0	0	0	0	1	2	0	0	3	4	0	0	0	4	11
03:45 PM	0	3	0	0	3	0	0	0	0	0	1	5	0	0	6	1	0	0	0	1	10
Total	2	28	0	0	30	0	0	0	0	0	2	16	1	0	19	6	0	0	0	6	55

Quality Counts, LLC

920 Blairhill Rd, STE B106
Charlotte, NC 28217

File Name : 14473018 - N Madison Blvd & Walker St

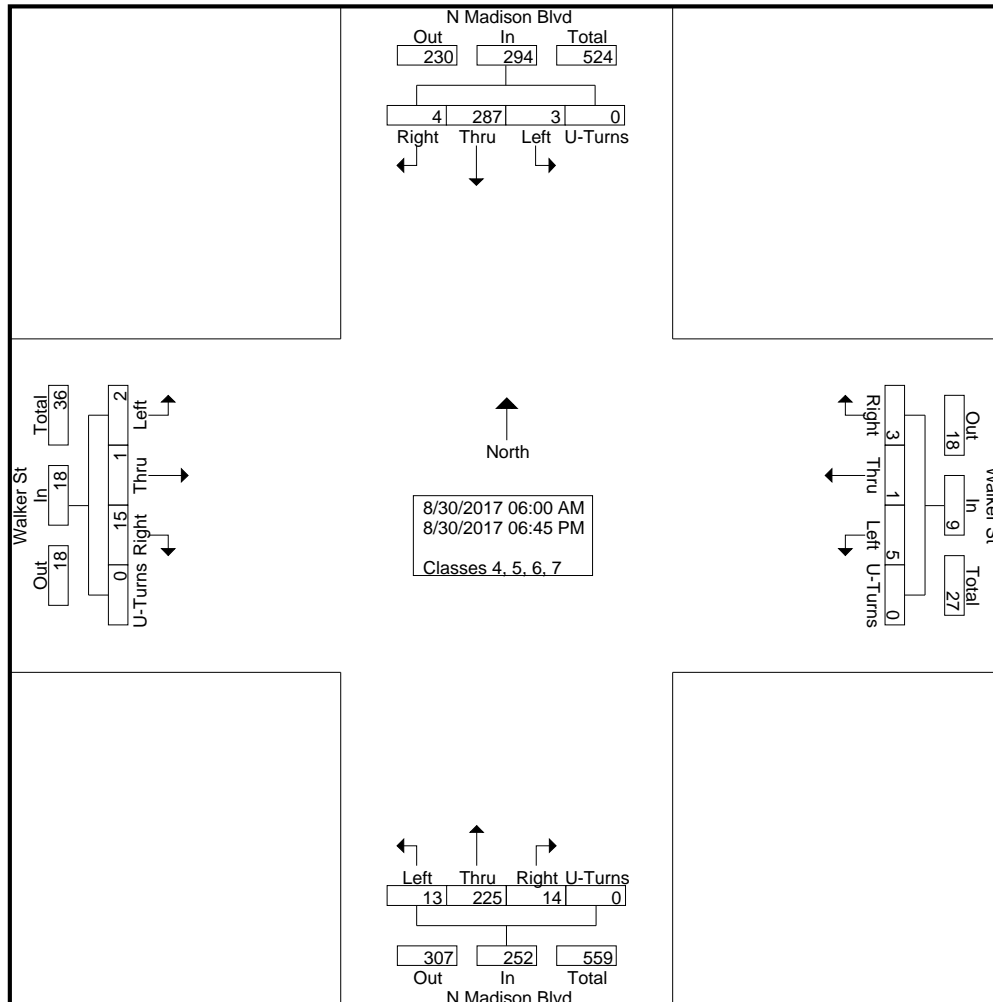
Site Code : 14473018

Start Date : 8/30/2017

Page No : 2

Groups Printed- Classes 4, 5, 6, 7

Start Time	N Madison Blvd Southbound					Walker St Westbound					N Madison Blvd Northbound					Walker St Eastbound					Int. Total
	Right	Thru	Left	U-Turns	App. Total	Right	Thru	Left	U-Turns	App. Total	Right	Thru	Left	U-Turns	App. Total	Right	Thru	Left	U-Turns	App. Total	
04:00 PM	0	0	0	0	0	0	0	0	0	0	0	9	0	0	9	0	0	0	0	0	0
04:15 PM	0	2	0	0	2	0	0	0	0	0	0	4	0	0	4	0	0	0	0	0	0
04:30 PM	0	2	0	0	2	0	0	0	0	0	0	3	0	0	3	0	0	0	0	0	0
04:45 PM	0	3	0	0	3	0	0	0	0	0	1	2	0	0	3	0	0	0	0	0	0
Total	0	7	0	0	7	0	0	0	0	0	1	18	0	0	19	0	0	0	0	0	26
05:00 PM	0	4	0	0	4	0	0	0	0	0	0	0	0	0	0	0	0	0	0	0	4
05:15 PM	0	1	0	0	1	1	0	0	0	1	1	1	0	0	2	0	0	0	0	0	4
05:30 PM	0	6	0	0	6	0	0	0	0	0	0	3	0	0	3	0	0	0	0	0	9
05:45 PM	0	1	0	0	1	0	0	0	0	0	0	0	0	0	0	0	0	0	0	0	1
Total	0	12	0	0	12	1	0	0	0	1	1	4	0	0	5	0	0	0	0	0	18
06:00 PM	0	5	0	0	5	0	0	0	0	0	0	0	0	0	0	1	0	0	0	1	6
06:15 PM	0	7	0	0	7	0	0	0	0	0	0	1	0	0	1	0	0	0	0	0	8
06:30 PM	0	2	0	0	2	0	0	0	0	0	0	1	1	0	2	0	0	0	0	0	4
06:45 PM	0	0	0	0	0	0	0	0	0	0	0	0	0	0	0	0	0	0	0	0	0
Total	0	14	0	0	14	0	0	0	0	0	0	2	1	0	3	1	0	0	0	1	18
Grand Total	4	287	3	0	294	3	1	5	0	9	14	225	13	0	252	15	1	2	0	18	573
Apprch %	1.4	97.6	1	0		33.3	11.1	55.6	0		5.6	89.3	5.2	0		83.3	5.6	11.1	0		
Total %	0.7	50.1	0.5	0	51.3	0.5	0.2	0.9	0	1.6	2.4	39.3	2.3	0	44	2.6	0.2	0.3	0	3.1	

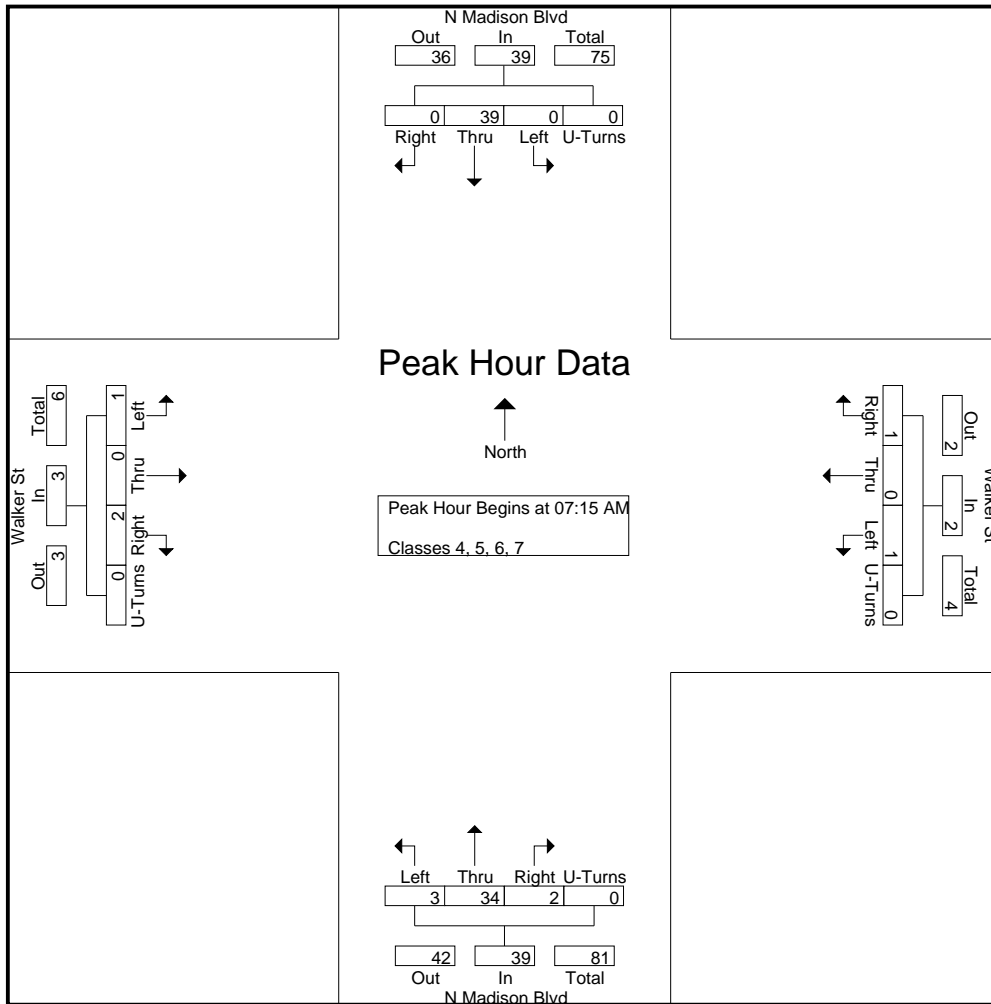


Quality Counts, LLC

920 Blairhill Rd, STE B106
Charlotte, NC 28217

File Name : 14473018 - N Madison Blvd & Walker St
Site Code : 14473018
Start Date : 8/30/2017
Page No : 3

Start Time	N Madison Blvd Southbound					Walker St Westbound					N Madison Blvd Northbound					Walker St Eastbound					Int. Total
	Right	Thru	Left	U-Turns	App. Total	Right	Thru	Left	U-Turns	App. Total	Right	Thru	Left	U-Turns	App. Total	Right	Thru	Left	U-Turns	App. Total	
Peak Hour Analysis From 06:00 AM to 09:45 AM - Peak 1 of 1																					
Peak Hour for Entire Intersection Begins at 07:15 AM																					
07:15 AM	0	9	0	0	9	0	0	0	0	0	0	7	0	0	7	0	0	0	0	0	16
07:30 AM	0	11	0	0	11	0	0	0	0	0	0	11	0	0	11	1	0	1	0	2	24
07:45 AM	0	9	0	0	9	0	0	0	0	0	2	15	0	0	17	0	0	0	0	0	26
08:00 AM	0	10	0	0	10	1	0	1	0	2	0	1	3	0	4	1	0	0	0	1	17
Total Volume	0	39	0	0	39	1	0	1	0	2	2	34	3	0	39	2	0	1	0	3	83
% App. Total	0	100	0	0		50	0	50	0		5.1	87.2	7.7	0		66.7	0	33.3	0		
PHF	.000	.886	.000	.000	.886	.250	.000	.250	.000	.250	.250	.567	.250	.000	.574	.500	.000	.250	.000	.375	.798



Quality Counts, LLC

920 Blairhill Rd, STE B106
Charlotte, NC 28217

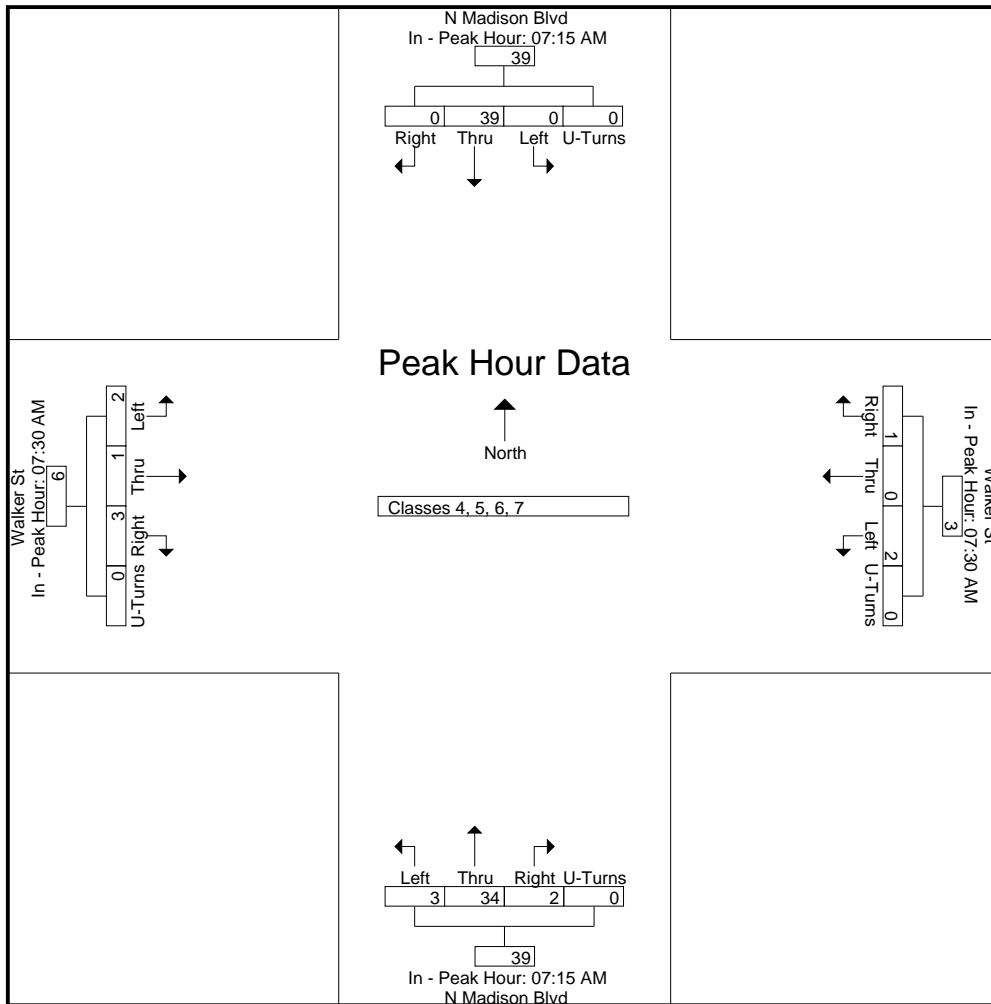
File Name : 14473018 - N Madison Blvd & Walker St
Site Code : 14473018
Start Date : 8/30/2017
Page No : 4

Start Time	N Madison Blvd Southbound					Walker St Westbound					N Madison Blvd Northbound					Walker St Eastbound					Int. Total
	Right	Thru	Left	U-Turns	App. Total	Right	Thru	Left	U-Turns	App. Total	Right	Thru	Left	U-Turns	App. Total	Right	Thru	Left	U-Turns	App. Total	

Peak Hour Analysis From 06:00 AM to 09:45 AM - Peak 1 of 1

Peak Hour for Each Approach Begins at:

	07:15 AM					07:30 AM					07:15 AM					07:30 AM									
+0 mins.	0	9	0	0	9	0	0	0	0	0	0	7	0	0	7	1	0	1	0	2	0	0	0	0	0
+15 mins.	0	11	0	0	11	0	0	0	0	0	0	11	0	0	11	0	0	0	0	0	0	0	0	0	0
+30 mins.	0	9	0	0	9	1	0	1	0	2	2	15	0	0	17	1	0	0	0	1	1	0	0	0	1
+45 mins.	0	10	0	0	10	0	0	1	0	1	0	1	3	0	4	1	1	1	0	3	1	1	1	0	3
Total Volume	0	39	0	0	39	1	0	2	0	3	2	34	3	0	39	3	1	2	0	6	3	1	2	0	6
% App. Total	0	100	0	0		33.3	0	66.7	0		5.1	87.2	7.7	0		50	16.7	33.3	0		50	16.7	33.3	0	
PHF	.000	.886	.000	.000	.886	.250	.000	.500	.000	.375	.250	.567	.250	.000	.574	.750	.250	.500	.000	.500	.750	.250	.500	.000	.500



Quality Counts, LLC

920 Blairhill Rd, STE B106
Charlotte, NC 28217

File Name : 14473018 - N Madison Blvd & Walker St

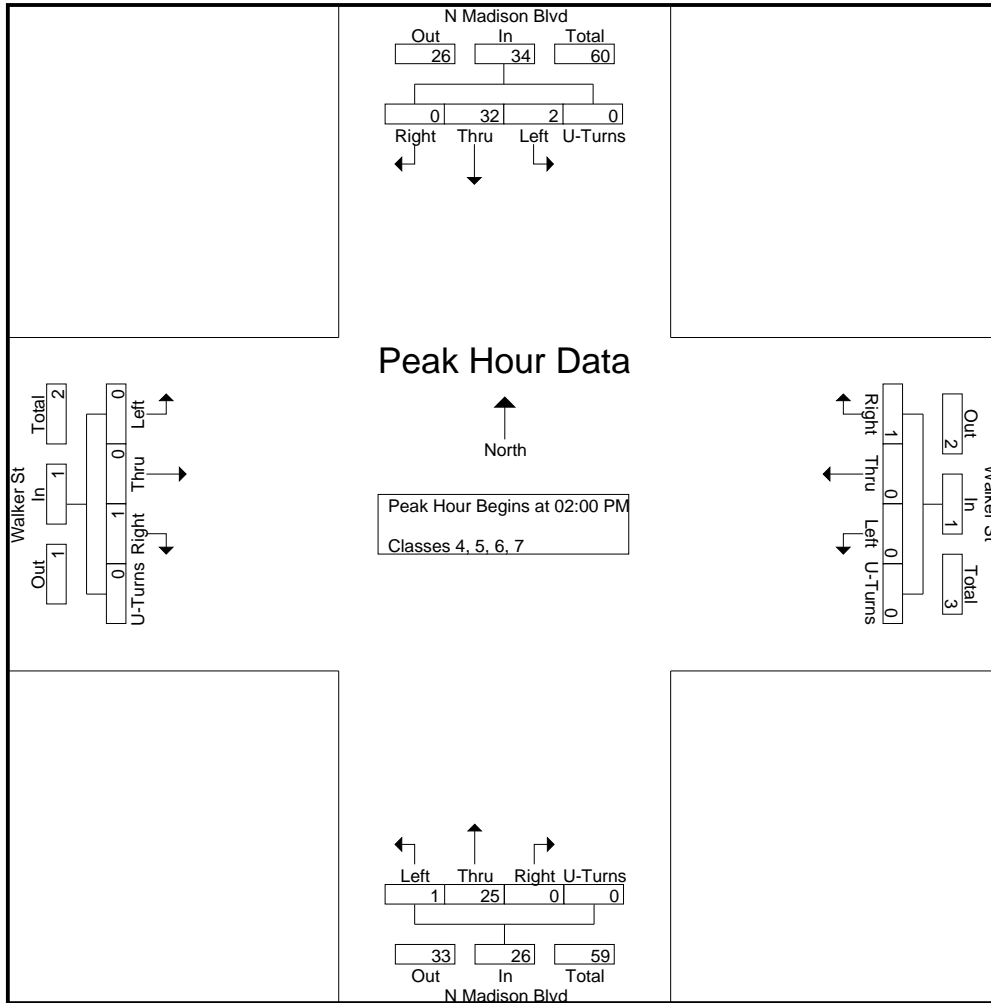
Site Code : 14473018

Start Date : 8/30/2017

Page No : 5

Start Time	N Madison Blvd Southbound					Walker St Westbound					N Madison Blvd Northbound					Walker St Eastbound					Int. Total
	Right	Thru	Left	U-Turns	App. Total	Right	Thru	Left	U-Turns	App. Total	Right	Thru	Left	U-Turns	App. Total	Right	Thru	Left	U-Turns	App. Total	
02:00 PM	0	6	0	0	6	0	0	0	0	0	0	4	0	0	4	1	0	0	0	1	11
02:15 PM	0	4	1	0	5	1	0	0	0	1	0	3	1	0	4	0	0	0	0	0	10
02:30 PM	0	6	1	0	7	0	0	0	0	0	0	9	0	0	9	0	0	0	0	0	16
02:45 PM	0	16	0	0	16	0	0	0	0	0	0	9	0	0	9	0	0	0	0	0	25
Total Volume	0	32	2	0	34	1	0	0	0	1	0	25	1	0	26	1	0	0	0	1	62
% App. Total	0	94.1	5.9	0		100	0	0	0		0	96.2	3.8	0		100	0	0	0		
PHF	.000	.500	.500	.000	.531	.250	.000	.000	.000	.250	.000	.694	.250	.000	.722	.250	.000	.000	.000	.250	.620

Peak Hour Analysis From 10:00 AM to 02:45 PM - Peak 1 of 1
Peak Hour for Entire Intersection Begins at 02:00 PM



Quality Counts, LLC

920 Blairhill Rd, STE B106
Charlotte, NC 28217

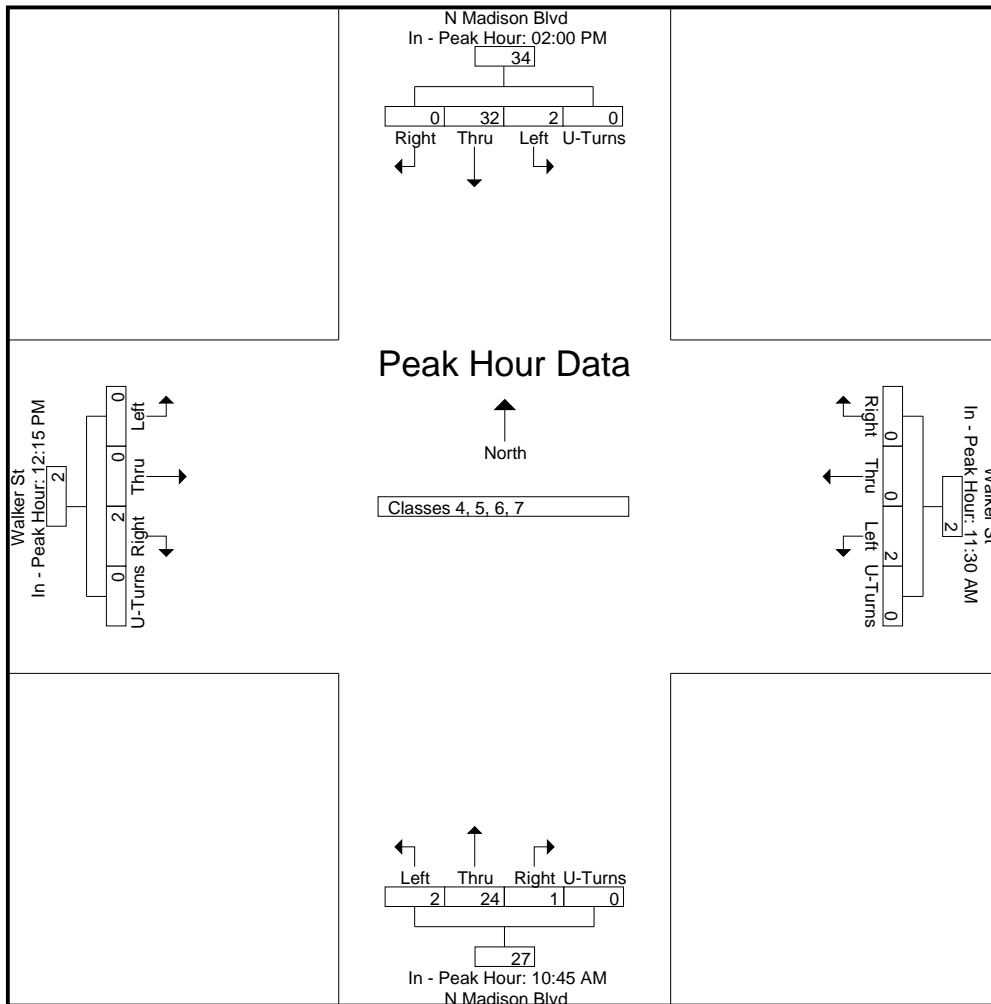
File Name : 14473018 - N Madison Blvd & Walker St
Site Code : 14473018
Start Date : 8/30/2017
Page No : 6

Start Time	N Madison Blvd Southbound					Walker St Westbound					N Madison Blvd Northbound					Walker St Eastbound					Int. Total
	Rig ht	Thr u	Left	U-Turns	App. Total	Right	Thr u	Left	U-Turns	App. Total	Right	Thr u	Left	U-Turns	App. Total	Right	Thr u	Left	U-Turns	App. Total	

Peak Hour Analysis From 10:00 AM to 02:45 PM - Peak 1 of 1

Peak Hour for Each Approach Begins at:

	02:00 PM					11:30 AM					10:45 AM					12:15 PM				
+0 mins.	0	6	0	0	6	0	0	0	0	0	1	5	0	0	6	1	0	0	0	1
+15 mins.	0	4	1	0	5	0	0	1	0	1	0	5	1	0	6	0	0	0	0	0
+30 mins.	0	6	1	0	7	0	0	0	0	0	0	7	0	0	7	0	0	0	0	0
+45 mins.	0	16	0	0	16	0	0	1	0	1	0	7	1	0	8	1	0	0	0	1
Total Volume	0	32	2	0	34	0	0	2	0	2	1	24	2	0	27	2	0	0	0	2
% App. Total	0	94.1	5.9	0		0	0	100	0		3.7	88.9	7.4	0		100	0	0	0	
PHF	.000	.500	.500	.000	.531	.000	.000	.500	.000	.500	.250	.857	.500	.000	.844	.500	.000	.000	.000	.500



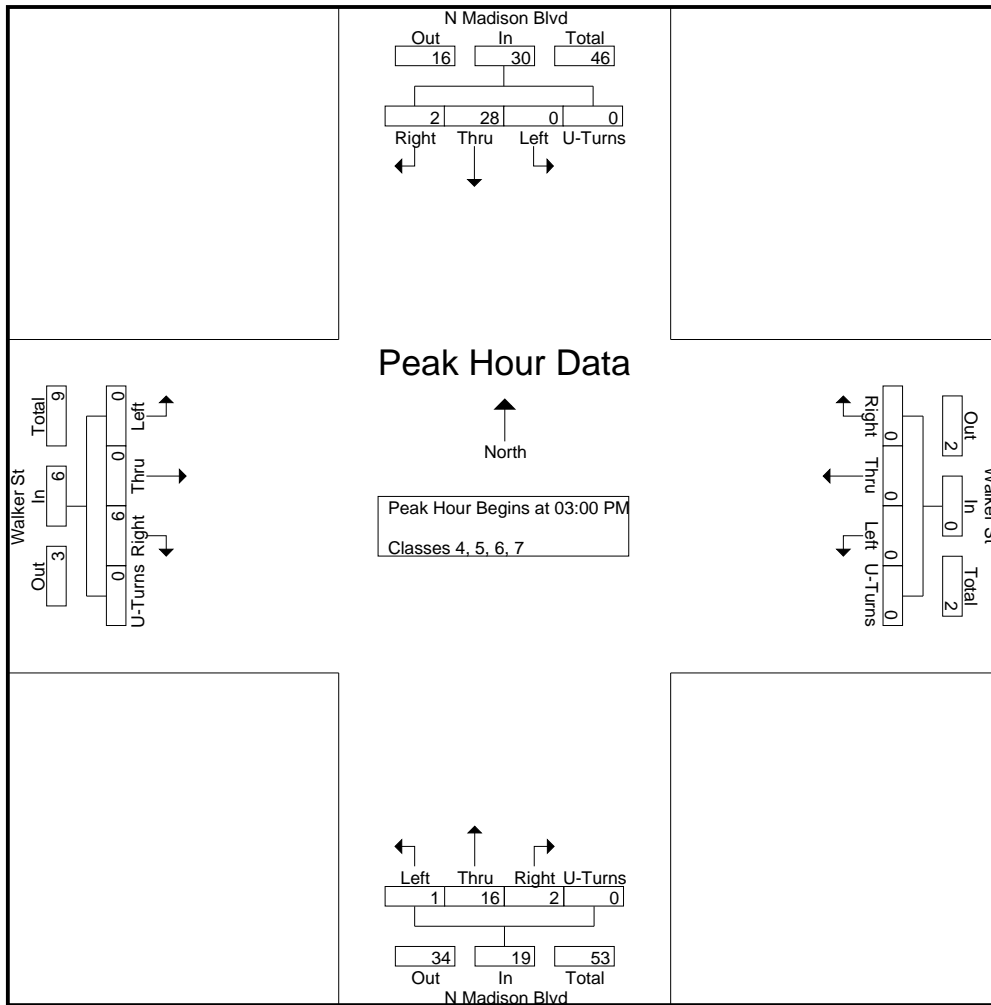
Quality Counts, LLC

920 Blairhill Rd, STE B106
Charlotte, NC 28217

File Name : 14473018 - N Madison Blvd & Walker St
Site Code : 14473018
Start Date : 8/30/2017
Page No : 7

Start Time	N Madison Blvd Southbound					Walker St Westbound					N Madison Blvd Northbound					Walker St Eastbound					Int. Total
	Right	Thru	Left	U-Turns	App. Total	Right	Thru	Left	U-Turns	App. Total	Right	Thru	Left	U-Turns	App. Total	Right	Thru	Left	U-Turns	App. Total	
03:00 PM	0	16	0	0	16	0	0	0	0	0	0	5	0	0	5	0	0	0	0	0	21
03:15 PM	1	6	0	0	7	0	0	0	0	0	0	4	1	0	5	1	0	0	0	1	13
03:30 PM	1	3	0	0	4	0	0	0	0	0	1	2	0	0	3	4	0	0	0	4	11
03:45 PM	0	3	0	0	3	0	0	0	0	0	1	5	0	0	6	1	0	0	0	1	10
Total Volume	2	28	0	0	30	0	0	0	0	0	2	16	1	0	19	6	0	0	0	6	55
% App. Total	6.7	93.3	0	0		0	0	0	0		10.5	84.2	5.3	0		100	0	0	0		
PHF	.500	.438	.000	.000	.469	.000	.000	.000	.000	.000	.500	.800	.250	.000	.792	.375	.000	.000	.000	.375	.655

Peak Hour Analysis From 03:00 PM to 06:45 PM - Peak 1 of 1
Peak Hour for Entire Intersection Begins at 03:00 PM



Quality Counts, LLC

920 Blairhill Rd, STE B106
Charlotte, NC 28217

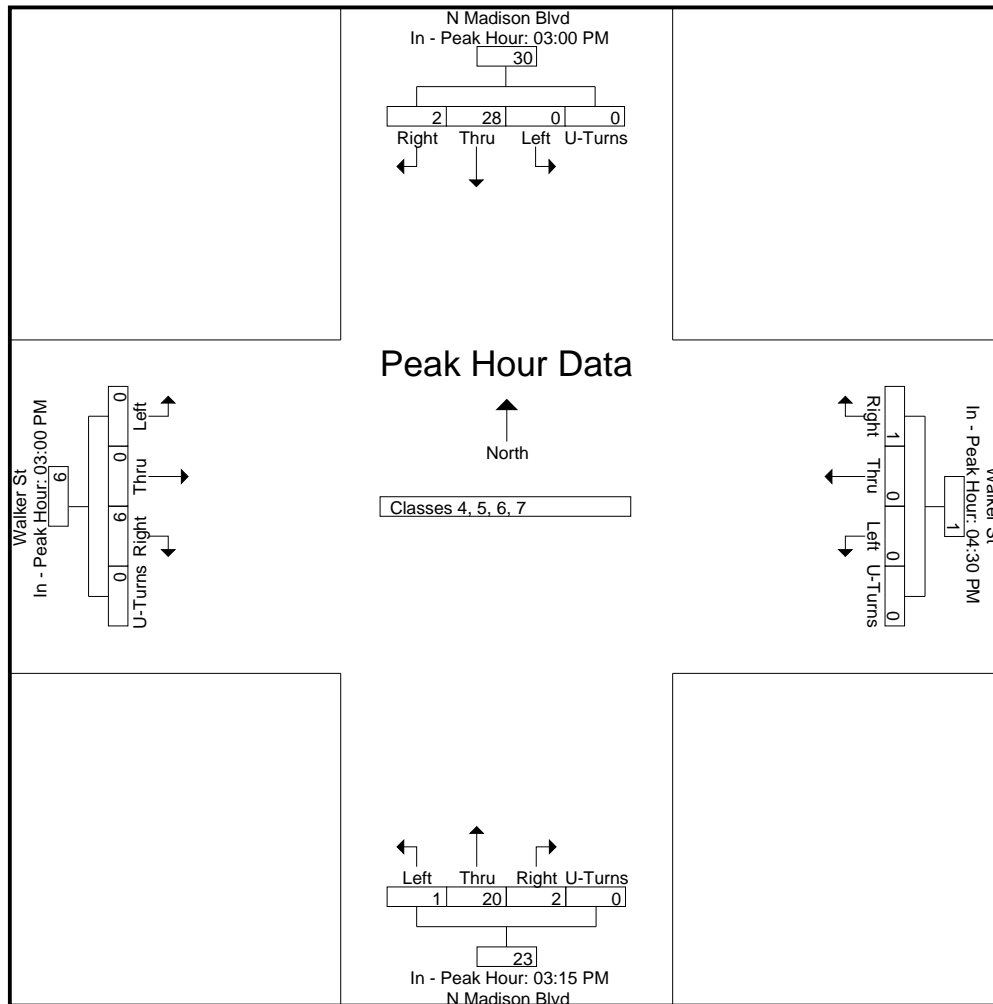
File Name : 14473018 - N Madison Blvd & Walker St
Site Code : 14473018
Start Date : 8/30/2017
Page No : 8

Start Time	N Madison Blvd Southbound					Walker St Westbound					N Madison Blvd Northbound					Walker St Eastbound					Int. Total
	Right	Thru	Left	U-Turns	App. Total	Right	Thru	Left	U-Turns	App. Total	Right	Thru	Left	U-Turns	App. Total	Right	Thru	Left	U-Turns	App. Total	

Peak Hour Analysis From 03:00 PM to 06:45 PM - Peak 1 of 1

Peak Hour for Each Approach Begins at:

	03:00 PM					04:30 PM					03:15 PM					03:00 PM				
+0 mins.	0	16	0	0	16	0	0	0	0	0	0	4	1	0	5	0	0	0	0	0
+15 mins.	1	6	0	0	7	0	0	0	0	0	1	2	0	0	3	1	0	0	0	1
+30 mins.	1	3	0	0	4	0	0	0	0	0	1	5	0	0	6	4	0	0	0	4
+45 mins.	0	3	0	0	3	1	0	0	0	1	0	9	0	0	9	1	0	0	0	1
Total Volume	2	28	0	0	30	1	0	0	0	1	2	20	1	0	23	6	0	0	0	6
% App. Total	6.7	93.3	0	0		100	0	0	0		8.7	87	4.3	0		100	0	0	0	
PHF	.500	.438	.000	.000	.469	.250	.000	.000	.000	.250	.500	.556	.250	.000	.639	.375	.000	.000	.000	.375



Quality Counts, LLC

920 Blairhill Rd, STE B106
Charlotte, NC 28217

File Name : 14473018 - N Madison Blvd & Walker St

Site Code : 14473018

Start Date : 8/30/2017

Page No : 1

Groups Printed- Classes 8, 9, 10

Start Time	N Madison Blvd Southbound					Walker St Westbound					N Madison Blvd Northbound					Walker St Eastbound					Int. Total
	Right	Thru	Left	U-Turns	App. Total	Right	Thru	Left	U-Turns	App. Total	Right	Thru	Left	U-Turns	App. Total	Right	Thru	Left	U-Turns	App. Total	
06:00 AM	0	3	0	0	3	0	0	0	0	0	1	2	0	0	3	0	0	0	0	0	6
06:15 AM	0	3	0	0	3	0	0	0	0	0	1	3	0	0	4	0	0	0	0	0	7
06:30 AM	0	3	0	0	3	0	0	0	0	0	1	4	0	0	5	0	0	0	0	0	8
06:45 AM	0	5	0	0	5	0	0	0	0	0	0	5	0	0	5	0	0	0	0	0	10
Total	0	14	0	0	14	0	0	0	0	0	3	14	0	0	17	0	0	0	0	0	31
07:00 AM	0	4	1	0	5	0	0	0	0	0	0	0	0	0	0	0	0	0	0	0	5
07:15 AM	0	1	0	0	1	0	0	0	0	0	1	6	0	0	7	0	0	0	0	0	8
07:30 AM	0	5	0	0	5	0	0	0	0	0	3	3	0	0	6	0	0	0	0	0	11
07:45 AM	0	5	0	0	5	0	0	0	0	0	2	3	0	0	5	0	0	0	0	0	10
Total	0	15	1	0	16	0	0	0	0	0	6	12	0	0	18	0	0	0	0	0	34
08:00 AM	0	8	0	0	8	0	0	0	0	0	0	5	0	0	5	0	0	0	0	0	13
08:15 AM	0	7	0	0	7	0	0	0	0	0	0	5	0	0	5	0	0	0	0	0	12
08:30 AM	0	3	0	0	3	0	0	0	0	0	4	4	0	0	8	0	0	0	0	0	11
08:45 AM	0	9	0	0	9	0	0	0	0	0	2	6	0	0	8	0	0	0	0	0	17
Total	0	27	0	0	27	0	0	0	0	0	6	20	0	0	26	0	0	0	0	0	53
09:00 AM	0	9	0	0	9	0	0	0	0	0	1	1	0	0	2	0	0	0	0	0	11
09:15 AM	0	5	0	0	5	0	0	0	0	0	0	6	0	0	6	0	0	0	0	0	11
09:30 AM	0	5	0	0	5	0	0	0	0	0	0	10	0	0	10	0	0	0	0	0	15
09:45 AM	0	3	0	0	3	0	0	0	0	0	0	3	0	0	3	0	0	0	0	0	6
Total	0	22	0	0	22	0	0	0	0	0	1	20	0	0	21	0	0	0	0	0	43
10:00 AM	0	4	0	0	4	0	0	0	0	0	2	7	0	0	9	0	0	0	0	0	13
10:15 AM	0	5	0	0	5	0	0	0	0	0	0	4	0	0	4	0	0	0	0	0	9
10:30 AM	0	7	0	0	7	0	0	0	0	0	0	1	0	0	1	0	0	0	0	0	8
10:45 AM	0	5	0	0	5	0	0	0	0	0	0	5	0	0	5	0	0	0	0	0	10
Total	0	21	0	0	21	0	0	0	0	0	2	17	0	0	19	0	0	0	0	0	40
11:00 AM	0	5	0	0	5	0	0	0	0	0	0	7	0	0	7	0	0	0	0	0	12
11:15 AM	0	7	0	0	7	0	0	0	0	0	0	9	0	0	9	0	0	0	0	0	16
11:30 AM	1	2	0	0	3	0	0	0	0	0	0	6	0	0	6	0	0	0	0	0	9
11:45 AM	0	5	0	0	5	0	0	0	0	0	0	5	0	0	5	0	0	0	0	0	10
Total	1	19	0	0	20	0	0	0	0	0	0	27	0	0	27	0	0	0	0	0	47
12:00 PM	0	2	0	0	2	0	0	0	0	0	0	4	0	0	4	0	0	0	0	0	6
12:15 PM	0	4	0	0	4	0	0	0	0	0	0	7	0	0	7	0	0	0	0	0	11
12:30 PM	0	7	0	0	7	0	0	0	0	0	0	4	0	0	4	0	0	0	0	0	11
12:45 PM	0	2	0	0	2	0	0	0	0	0	0	8	0	0	8	0	0	0	0	0	10
Total	0	15	0	0	15	0	0	0	0	0	0	23	0	0	23	0	0	0	0	0	38
01:00 PM	0	4	0	0	4	0	0	0	0	0	0	9	0	0	9	0	0	0	0	0	13
01:15 PM	0	3	0	0	3	0	0	0	0	0	0	3	0	0	3	0	0	0	0	0	6
01:30 PM	0	3	0	0	3	0	0	0	0	0	0	10	0	0	10	0	0	0	0	0	13
01:45 PM	0	6	0	0	6	0	0	0	0	0	0	7	0	0	7	0	0	0	0	0	13
Total	0	16	0	0	16	0	0	0	0	0	0	29	0	0	29	0	0	0	0	0	45
02:00 PM	0	1	0	0	1	0	0	0	0	0	0	5	0	0	5	0	0	0	0	0	6
02:15 PM	0	6	0	0	6	0	0	0	0	0	0	3	0	0	3	0	0	0	0	0	9
02:30 PM	0	5	0	0	5	0	0	0	0	0	0	4	0	0	4	0	0	0	0	0	9
02:45 PM	0	7	0	0	7	0	0	0	0	0	0	7	0	0	7	0	0	0	0	0	14
Total	0	19	0	0	19	0	0	0	0	0	0	19	0	0	19	0	0	0	0	0	38
03:00 PM	0	3	0	0	3	0	0	0	0	0	0	5	0	0	5	1	0	0	0	1	9
03:15 PM	0	4	0	0	4	0	0	0	0	0	0	7	0	0	7	0	0	0	0	0	11
03:30 PM	0	3	0	0	3	0	0	0	0	0	0	9	0	0	9	0	0	0	0	0	12
03:45 PM	0	4	0	0	4	0	0	0	0	0	1	4	0	0	5	0	0	0	0	0	9
Total	0	14	0	0	14	0	0	0	0	0	1	25	0	0	26	1	0	0	0	1	41

Quality Counts, LLC

920 Blairhill Rd, STE B106
Charlotte, NC 28217

File Name : 14473018 - N Madison Blvd & Walker St

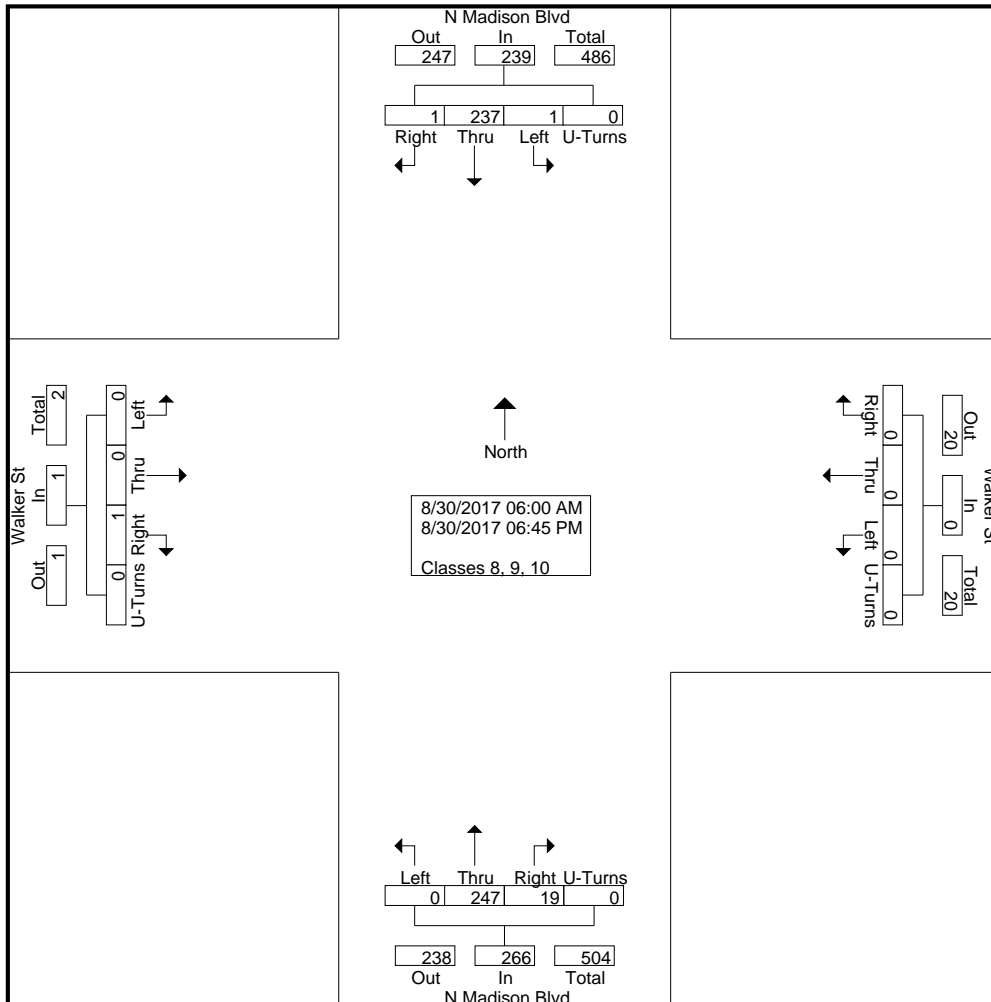
Site Code : 14473018

Start Date : 8/30/2017

Page No : 2

Groups Printed- Classes 8, 9, 10

Start Time	N Madison Blvd Southbound					Walker St Westbound					N Madison Blvd Northbound					Walker St Eastbound					Int. Total
	Right	Thru	Left	U-Turns	App. Total	Right	Thru	Left	U-Turns	App. Total	Right	Thru	Left	U-Turns	App. Total	Right	Thru	Left	U-Turns	App. Total	
04:00 PM	0	3	0	0	3	0	0	0	0	0	0	5	0	0	5	0	0	0	0	0	0
04:15 PM	0	4	0	0	4	0	0	0	0	0	0	11	0	0	11	0	0	0	0	0	0
04:30 PM	0	5	0	0	5	0	0	0	0	0	0	2	0	0	2	0	0	0	0	0	0
04:45 PM	0	6	0	0	6	0	0	0	0	0	0	5	0	0	5	0	0	0	0	0	0
Total	0	18	0	0	18	0	0	0	0	0	0	23	0	0	23	0	0	0	0	0	0
05:00 PM	0	9	0	0	9	0	0	0	0	0	0	5	0	0	5	0	0	0	0	0	0
05:15 PM	0	9	0	0	9	0	0	0	0	0	0	4	0	0	4	0	0	0	0	0	0
05:30 PM	0	4	0	0	4	0	0	0	0	0	0	2	0	0	2	0	0	0	0	0	0
05:45 PM	0	3	0	0	3	0	0	0	0	0	0	2	0	0	2	0	0	0	0	0	0
Total	0	25	0	0	25	0	0	0	0	0	0	13	0	0	13	0	0	0	0	0	0
06:00 PM	0	2	0	0	2	0	0	0	0	0	0	1	0	0	1	0	0	0	0	0	0
06:15 PM	0	4	0	0	4	0	0	0	0	0	0	1	0	0	1	0	0	0	0	0	0
06:30 PM	0	2	0	0	2	0	0	0	0	0	0	1	0	0	1	0	0	0	0	0	0
06:45 PM	0	4	0	0	4	0	0	0	0	0	0	2	0	0	2	0	0	0	0	0	0
Total	0	12	0	0	12	0	0	0	0	0	0	5	0	0	5	0	0	0	0	0	0
Grand Total	1	237	1	0	239	0	0	0	0	0	19	247	0	0	266	1	0	0	0	1	506
Apprch %	0.4	99.2	0.4	0		0	0	0	0		7.1	92.9	0	0		100	0	0	0		
Total %	0.2	46.8	0.2	0	47.2	0	0	0	0	0	3.8	48.8	0	0	52.6	0.2	0	0	0	0.2	

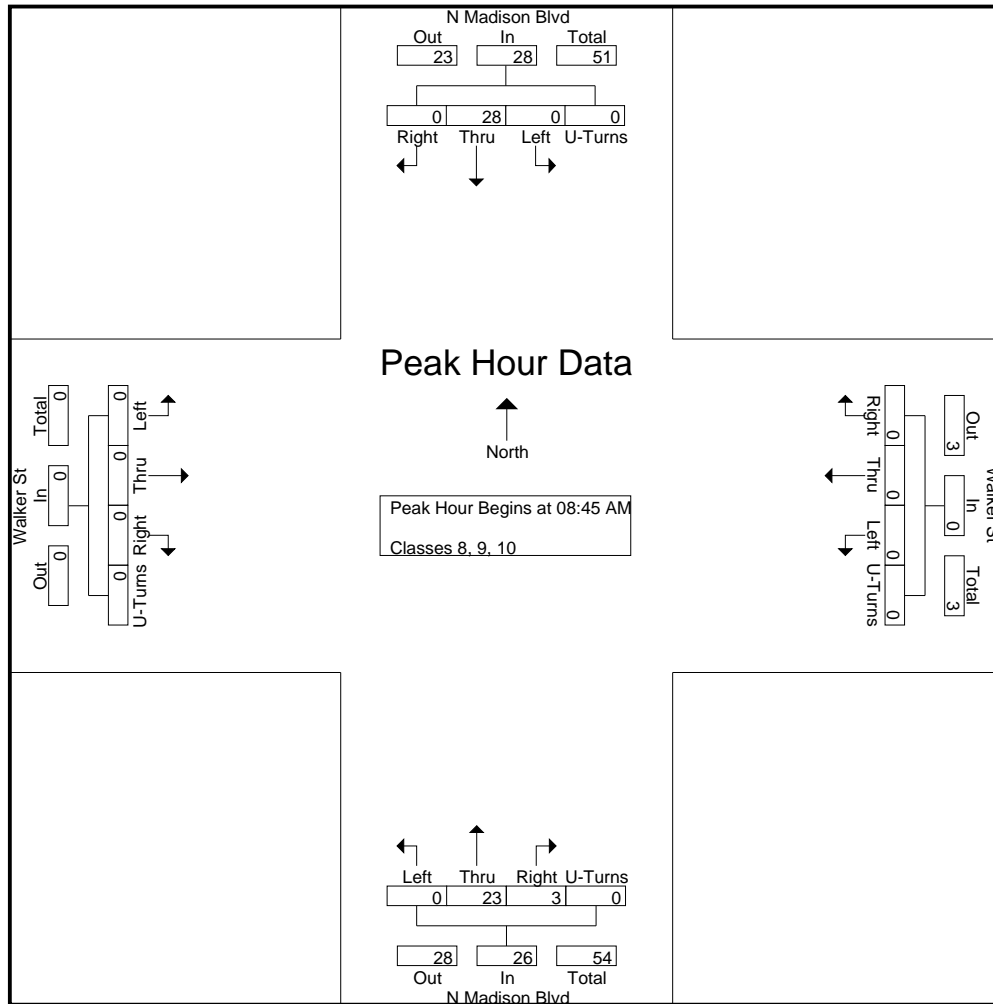


Quality Counts, LLC

920 Blairhill Rd, STE B106
Charlotte, NC 28217

File Name : 14473018 - N Madison Blvd & Walker St
Site Code : 14473018
Start Date : 8/30/2017
Page No : 3

Start Time	N Madison Blvd Southbound					Walker St Westbound					N Madison Blvd Northbound					Walker St Eastbound					Int. Total
	Right	Thru	Left	U-Turns	App. Total	Right	Thru	Left	U-Turns	App. Total	Right	Thru	Left	U-Turns	App. Total	Right	Thru	Left	U-Turns	App. Total	
Peak Hour Analysis From 06:00 AM to 09:45 AM - Peak 1 of 1																					
Peak Hour for Entire Intersection Begins at 08:45 AM																					
08:45 AM	0	9	0	0	9	0	0	0	0	0	2	6	0	0	8	0	0	0	0	0	17
09:00 AM	0	9	0	0	9	0	0	0	0	0	1	1	0	0	2	0	0	0	0	0	11
09:15 AM	0	5	0	0	5	0	0	0	0	0	0	6	0	0	6	0	0	0	0	0	11
09:30 AM	0	5	0	0	5	0	0	0	0	0	0	10	0	0	10	0	0	0	0	0	15
Total Volume	0	28	0	0	28	0	0	0	0	0	3	23	0	0	26	0	0	0	0	0	54
% App. Total	0	100	0	0		0	0	0	0		11.5	88.5	0	0		0	0	0	0		
PHF	.000	.778	.000	.000	.778	.000	.000	.000	.000	.000	.375	.575	.000	.000	.650	.000	.000	.000	.000	.000	.794



Quality Counts, LLC

920 Blairhill Rd, STE B106
Charlotte, NC 28217

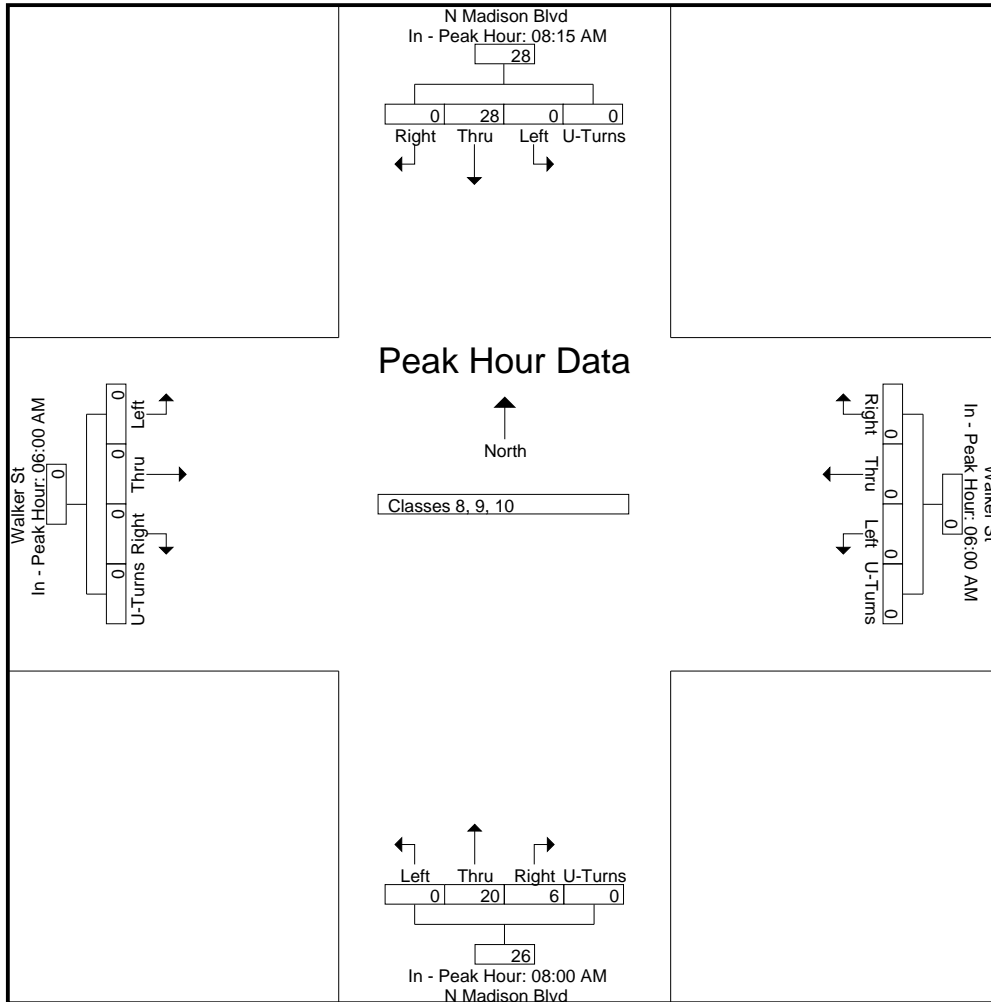
File Name : 14473018 - N Madison Blvd & Walker St
Site Code : 14473018
Start Date : 8/30/2017
Page No : 4

Start Time	N Madison Blvd Southbound					Walker St Westbound					N Madison Blvd Northbound					Walker St Eastbound					Int. Total
	Right	Thru	Left	U-Turns	App. Total	Right	Thru	Left	U-Turns	App. Total	Right	Thru	Left	U-Turns	App. Total	Right	Thru	Left	U-Turns	App. Total	

Peak Hour Analysis From 06:00 AM to 09:45 AM - Peak 1 of 1

Peak Hour for Each Approach Begins at:

	08:15 AM					06:00 AM					08:00 AM					06:00 AM				
+0 mins.	0	7	0	0	7	0	0	0	0	0	0	5	0	0	5	0	0	0	0	0
+15 mins.	0	3	0	0	3	0	0	0	0	0	0	5	0	0	5	0	0	0	0	0
+30 mins.	0	9	0	0	9	0	0	0	0	0	4	4	0	0	8	0	0	0	0	0
+45 mins.	0	9	0	0	9	0	0	0	0	0	2	6	0	0	8	0	0	0	0	0
Total Volume	0	28	0	0	28	0	0	0	0	0	6	20	0	0	26	0	0	0	0	0
% App. Total	0	100	0	0		0	0	0	0		23.1	76.9	0	0		0	0	0	0	
PHF	.000	.778	.000	.000	.778	.000	.000	.000	.000	.000	.375	.833	.000	.000	.813	.000	.000	.000	.000	.000

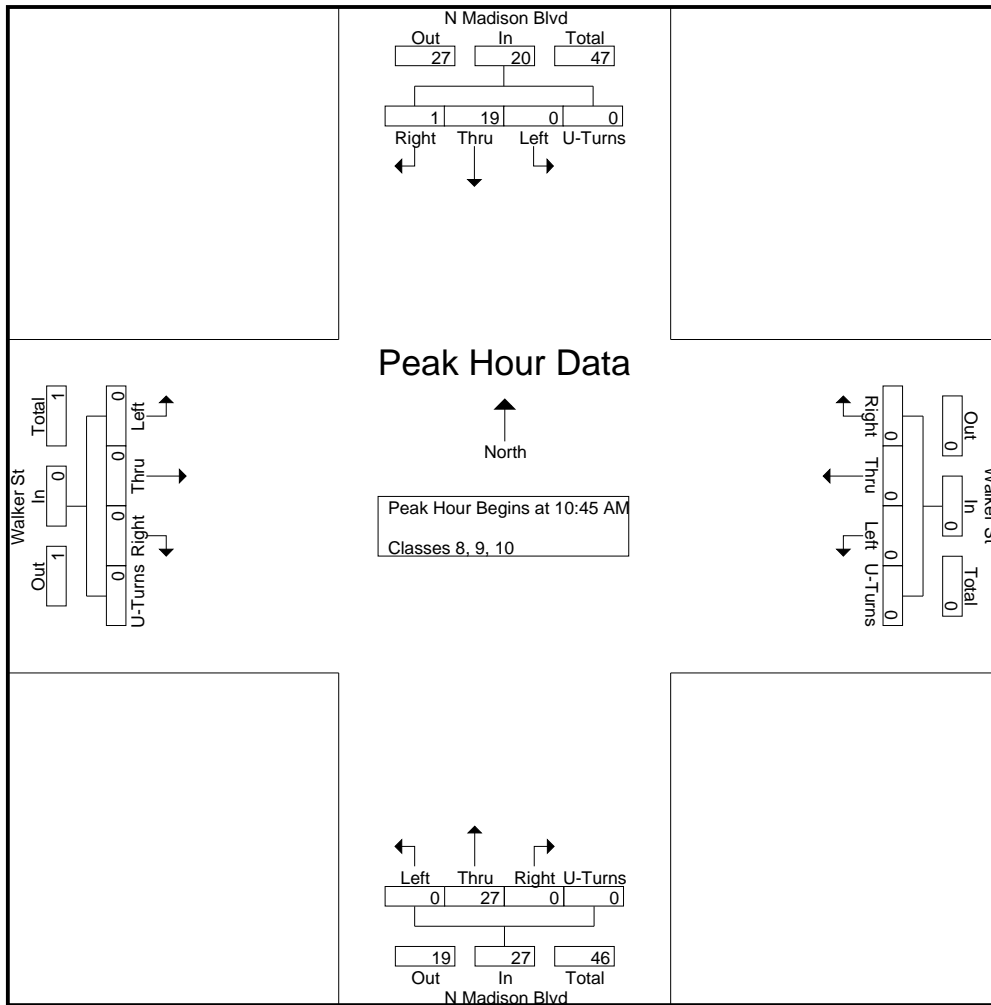


Quality Counts, LLC

920 Blairhill Rd, STE B106
Charlotte, NC 28217

File Name : 14473018 - N Madison Blvd & Walker St
Site Code : 14473018
Start Date : 8/30/2017
Page No : 5

Start Time	N Madison Blvd Southbound					Walker St Westbound					N Madison Blvd Northbound					Walker St Eastbound					Int. Total	
	Right	Thru	Left	U-Turns	App. Total	Right	Thru	Left	U-Turns	App. Total	Right	Thru	Left	U-Turns	App. Total	Right	Thru	Left	U-Turns	App. Total		
Peak Hour Analysis From 10:00 AM to 02:45 PM - Peak 1 of 1																						
Peak Hour for Entire Intersection Begins at 10:45 AM																						
10:45 AM	0	5	0	0	5	0	0	0	0	0	0	5	0	0	5	0	0	0	0	0	0	10
11:00 AM	0	5	0	0	5	0	0	0	0	0	0	7	0	0	7	0	0	0	0	0	0	12
11:15 AM	0	7	0	0	7	0	0	0	0	0	0	9	0	0	9	0	0	0	0	0	0	16
11:30 AM	1	2	0	0	3	0	0	0	0	0	0	6	0	0	6	0	0	0	0	0	0	9
Total Volume	1	19	0	0	20	0	0	0	0	0	0	27	0	0	27	0	0	0	0	0	0	47
% App. Total	5	95	0	0		0	0	0	0		0	100	0	0		0	0	0	0		0	
PHF	.250	.679	.000	.000	.714	.000	.000	.000	.000	.000	.000	.750	.000	.000	.750	.000	.000	.000	.000	.000	.000	.734



Quality Counts, LLC

920 Blairhill Rd, STE B106
Charlotte, NC 28217

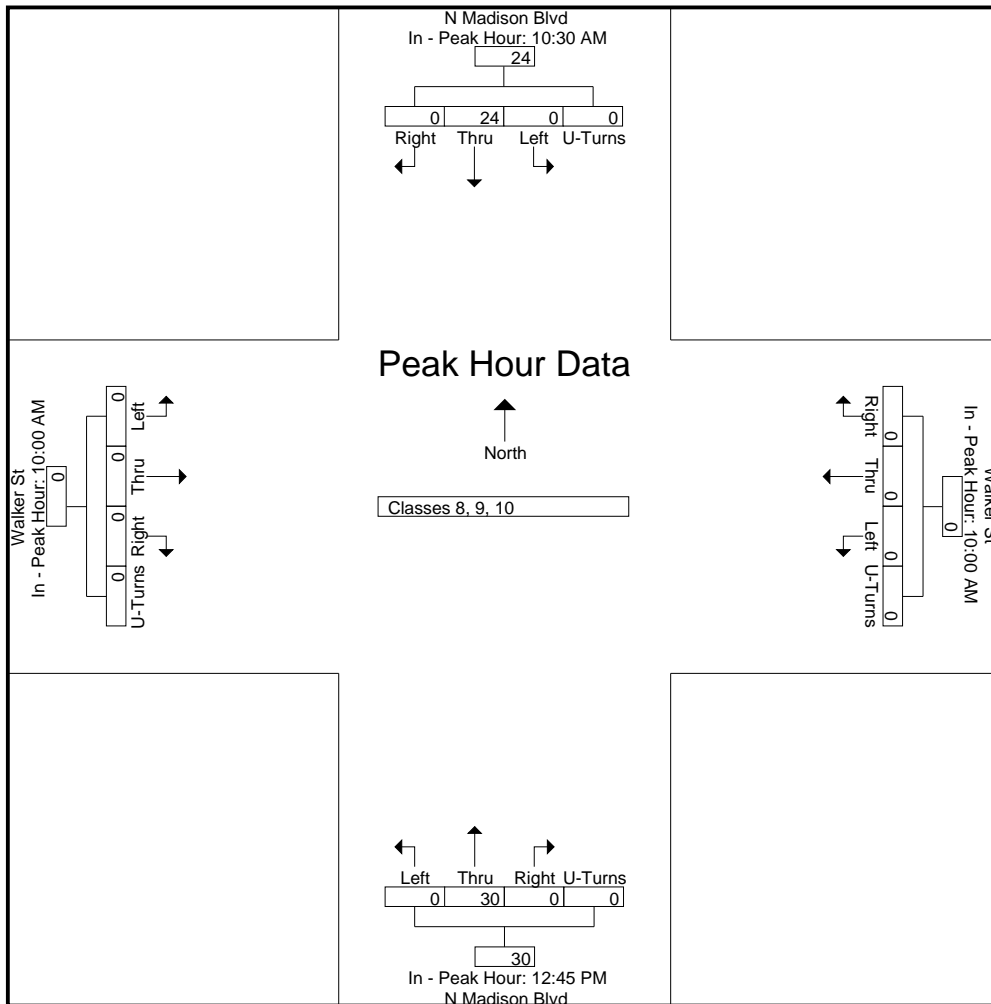
File Name : 14473018 - N Madison Blvd & Walker St
Site Code : 14473018
Start Date : 8/30/2017
Page No : 6

Start Time	N Madison Blvd Southbound					Walker St Westbound					N Madison Blvd Northbound					Walker St Eastbound					Int. Total
	Rig ht	Thr u	Left	U-Turns	App. Total	Right	Thr u	Left	U-Turns	App. Total	Right	Thr u	Left	U-Turns	App. Total	Right	Thr u	Left	U-Turns	App. Total	

Peak Hour Analysis From 10:00 AM to 02:45 PM - Peak 1 of 1

Peak Hour for Each Approach Begins at:

	10:30 AM					10:00 AM					12:45 PM					10:00 AM				
+0 mins.	0	7	0	0	7	0	0	0	0	0	0	8	0	0	8	0	0	0	0	0
+15 mins.	0	5	0	0	5	0	0	0	0	0	0	9	0	0	9	0	0	0	0	0
+30 mins.	0	5	0	0	5	0	0	0	0	0	0	3	0	0	3	0	0	0	0	0
+45 mins.	0	7	0	0	7	0	0	0	0	0	0	10	0	0	10	0	0	0	0	0
Total Volume	0	24	0	0	24	0	0	0	0	0	0	30	0	0	30	0	0	0	0	0
% App. Total	0	100	0	0		0	0	0	0		0	100	0	0		0	0	0	0	
PHF	.000	.857	.000	.000	.857	.000	.000	.000	.000	.000	.000	.750	.000	.000	.750	.000	.000	.000	.000	.000



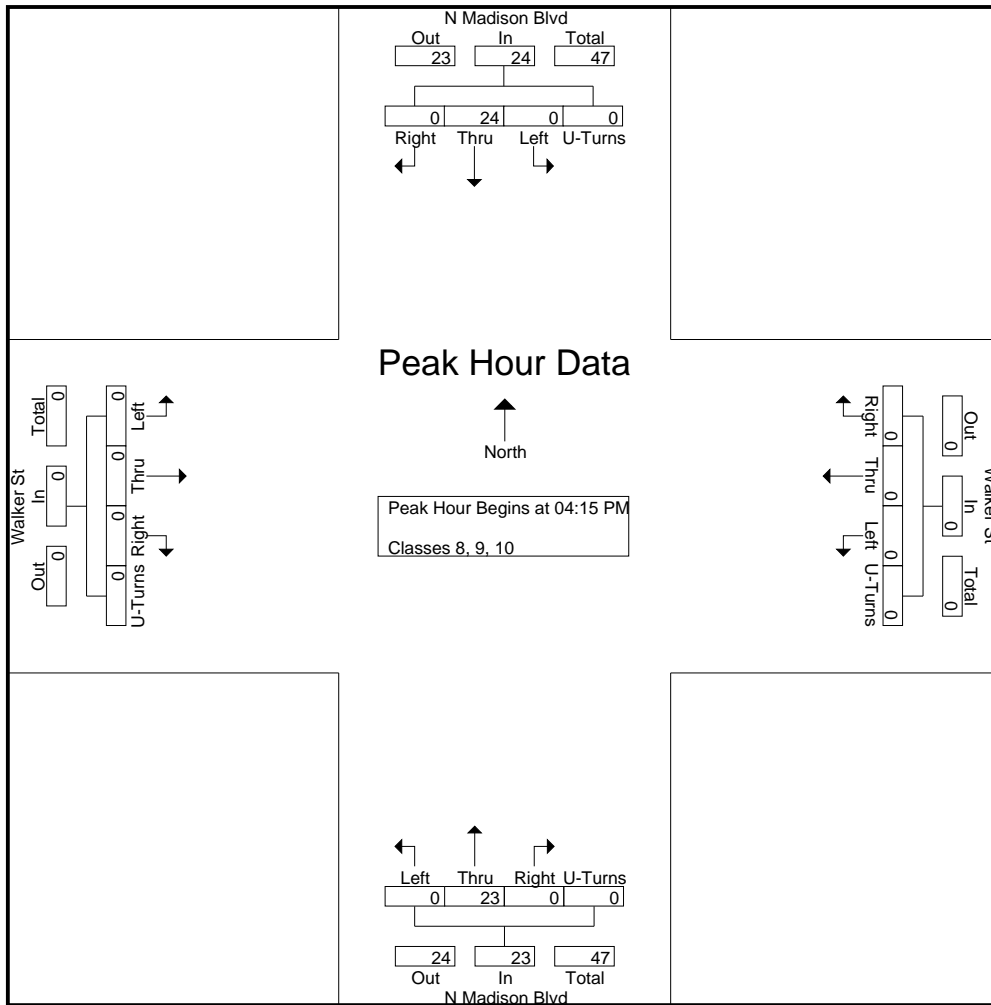
Quality Counts, LLC

920 Blairhill Rd, STE B106
Charlotte, NC 28217

File Name : 14473018 - N Madison Blvd & Walker St
Site Code : 14473018
Start Date : 8/30/2017
Page No : 7

Start Time	N Madison Blvd Southbound					Walker St Westbound					N Madison Blvd Northbound					Walker St Eastbound					Int. Total
	Right	Thru	Left	U-Turns	App. Total	Right	Thru	Left	U-Turns	App. Total	Right	Thru	Left	U-Turns	App. Total	Right	Thru	Left	U-Turns	App. Total	
04:15 PM	0	4	0	0	4	0	0	0	0	0	0	11	0	0	11	0	0	0	0	0	15
04:30 PM	0	5	0	0	5	0	0	0	0	0	0	2	0	0	2	0	0	0	0	0	7
04:45 PM	0	6	0	0	6	0	0	0	0	0	0	5	0	0	5	0	0	0	0	0	11
05:00 PM	0	9	0	0	9	0	0	0	0	0	0	5	0	0	5	0	0	0	0	0	14
Total Volume	0	24	0	0	24	0	0	0	0	0	0	23	0	0	23	0	0	0	0	0	47
% App. Total	0	100	0	0		0	0	0	0		0	100	0	0		0	0	0	0		
PHF	.000	.667	.000	.000	.667	.000	.000	.000	.000	.000	.000	.523	.000	.000	.523	.000	.000	.000	.000	.000	.783

Peak Hour Analysis From 03:00 PM to 06:45 PM - Peak 1 of 1
Peak Hour for Entire Intersection Begins at 04:15 PM



Quality Counts, LLC

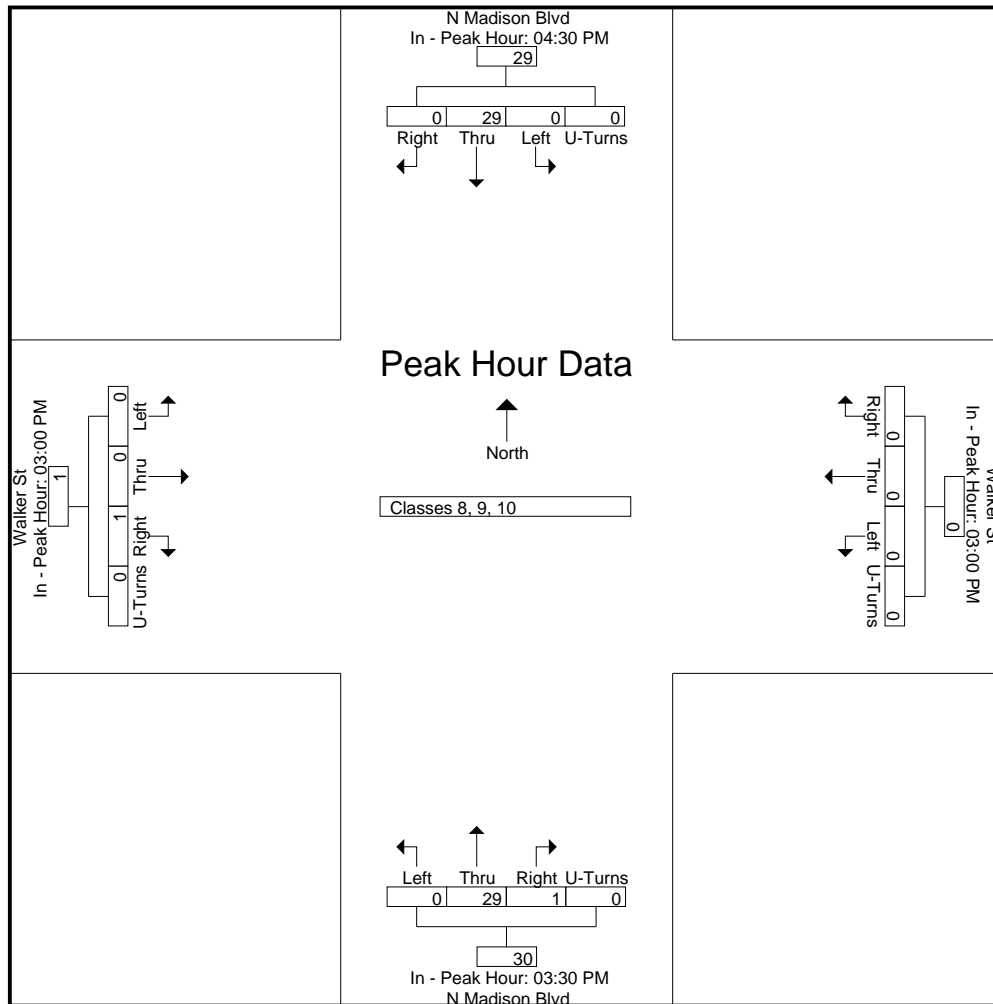
920 Blairhill Rd, STE B106
Charlotte, NC 28217

File Name : 14473018 - N Madison Blvd & Walker St
Site Code : 14473018
Start Date : 8/30/2017
Page No : 8

Start Time	N Madison Blvd Southbound					Walker St Westbound					N Madison Blvd Northbound					Walker St Eastbound					Int. Total
	Right	Thru	Left	U-Turns	App. Total	Right	Thru	Left	U-Turns	App. Total	Right	Thru	Left	U-Turns	App. Total	Right	Thru	Left	U-Turns	App. Total	

Peak Hour Analysis From 03:00 PM to 06:45 PM - Peak 1 of 1
Peak Hour for Each Approach Begins at:

	04:30 PM					03:00 PM					03:30 PM					03:00 PM				
+0 mins.	0	5	0	0	5	0	0	0	0	0	0	9	0	0	9	1	0	0	0	1
+15 mins.	0	6	0	0	6	0	0	0	0	0	1	4	0	0	5	0	0	0	0	0
+30 mins.	0	9	0	0	9	0	0	0	0	0	0	5	0	0	5	0	0	0	0	0
+45 mins.	0	9	0	0	9	0	0	0	0	0	0	11	0	0	11	0	0	0	0	0
Total Volume	0	29	0	0	29	0	0	0	0	0	1	29	0	0	30	1	0	0	0	1
% App. Total	0	100	0	0		0	0	0	0		3.3	96.7	0	0		100	0	0	0	
PHF	.000	.806	.000	.000	.806	.000	.000	.000	.000	.000	.250	.659	.000	.000	.682	.250	.000	.000	.000	.250



Quality Counts, LLC

920 Blairhill Rd, STE B106
Charlotte, NC 28217

File Name : 14473018 - N Madison Blvd & Walker St

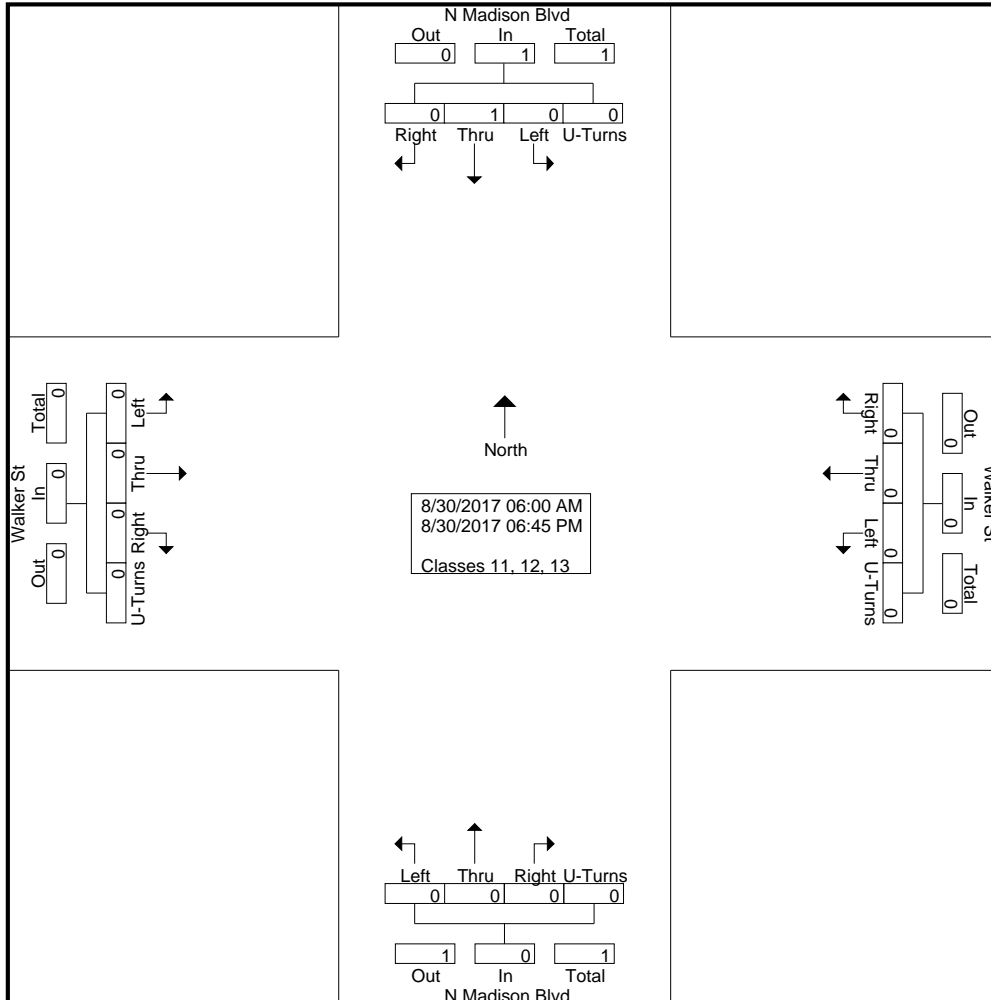
Site Code : 14473018

Start Date : 8/30/2017

Page No : 2

Groups Printed- Classes 11, 12, 13

Start Time	N Madison Blvd Southbound					Walker St Westbound					N Madison Blvd Northbound					Walker St Eastbound					Int. Total	
	Right	Thru	Left	U-Turns	App. Total	Right	Thru	Left	U-Turns	App. Total	Right	Thru	Left	U-Turns	App. Total	Right	Thru	Left	U-Turns	App. Total		
04:00 PM	0	0	0	0	0	0	0	0	0	0	0	0	0	0	0	0	0	0	0	0	0	0
04:15 PM	0	0	0	0	0	0	0	0	0	0	0	0	0	0	0	0	0	0	0	0	0	0
04:30 PM	0	0	0	0	0	0	0	0	0	0	0	0	0	0	0	0	0	0	0	0	0	0
04:45 PM	0	0	0	0	0	0	0	0	0	0	0	0	0	0	0	0	0	0	0	0	0	0
Total	0	0	0	0	0	0	0	0	0	0	0	0	0	0	0	0	0	0	0	0	0	0
05:00 PM	0	0	0	0	0	0	0	0	0	0	0	0	0	0	0	0	0	0	0	0	0	0
05:15 PM	0	0	0	0	0	0	0	0	0	0	0	0	0	0	0	0	0	0	0	0	0	0
05:30 PM	0	0	0	0	0	0	0	0	0	0	0	0	0	0	0	0	0	0	0	0	0	0
05:45 PM	0	0	0	0	0	0	0	0	0	0	0	0	0	0	0	0	0	0	0	0	0	0
Total	0	0	0	0	0	0	0	0	0	0	0	0	0	0	0	0	0	0	0	0	0	0
06:00 PM	0	0	0	0	0	0	0	0	0	0	0	0	0	0	0	0	0	0	0	0	0	0
06:15 PM	0	0	0	0	0	0	0	0	0	0	0	0	0	0	0	0	0	0	0	0	0	0
06:30 PM	0	0	0	0	0	0	0	0	0	0	0	0	0	0	0	0	0	0	0	0	0	0
06:45 PM	0	0	0	0	0	0	0	0	0	0	0	0	0	0	0	0	0	0	0	0	0	0
Total	0	0	0	0	0	0	0	0	0	0	0	0	0	0	0	0	0	0	0	0	0	0
Grand Total	0	1	0	0	1	0	0	0	0	0	0	0	0	0	0	0	0	0	0	0	0	1
Apprch %	0	100	0	0		0	0	0	0		0	0	0	0		0	0	0	0		0	
Total %	0	100	0	0	100	0	0	0	0		0	0	0	0		0	0	0	0		0	

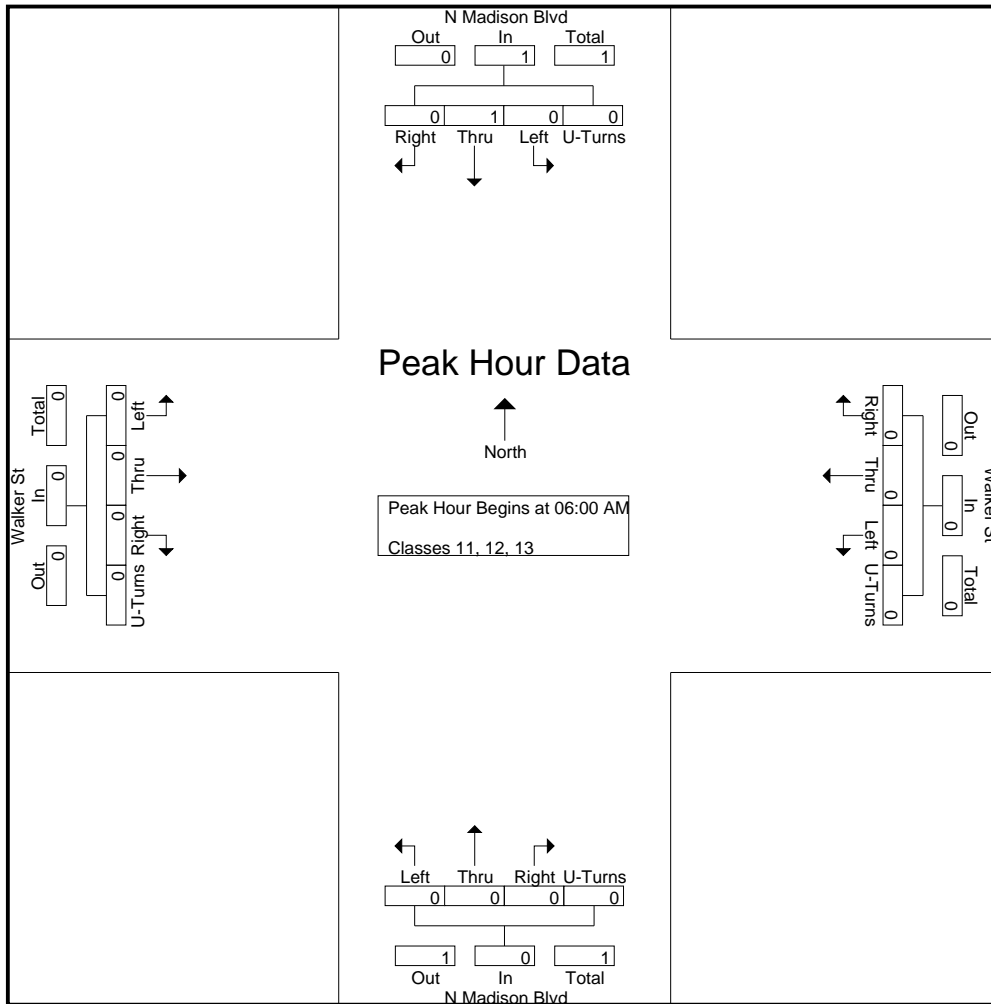


Quality Counts, LLC

920 Blairhill Rd, STE B106
Charlotte, NC 28217

File Name : 14473018 - N Madison Blvd & Walker St
Site Code : 14473018
Start Date : 8/30/2017
Page No : 3

Start Time	N Madison Blvd Southbound					Walker St Westbound					N Madison Blvd Northbound					Walker St Eastbound					Int. Total	
	Right	Thru	Left	U-Turns	App. Total	Right	Thru	Left	U-Turns	App. Total	Right	Thru	Left	U-Turns	App. Total	Right	Thru	Left	U-Turns	App. Total		
Peak Hour Analysis From 06:00 AM to 09:45 AM - Peak 1 of 1																						
Peak Hour for Entire Intersection Begins at 06:00 AM																						
06:00 AM	0	0	0	0	0	0	0	0	0	0	0	0	0	0	0	0	0	0	0	0	0	0
06:15 AM	0	1	0	0	1	0	0	0	0	0	0	0	0	0	0	0	0	0	0	0	0	0
06:30 AM	0	0	0	0	0	0	0	0	0	0	0	0	0	0	0	0	0	0	0	0	0	0
06:45 AM	0	0	0	0	0	0	0	0	0	0	0	0	0	0	0	0	0	0	0	0	0	0
Total Volume	0	1	0	0	1	0	0	0	0	0	0	0	0	0	0	0	0	0	0	0	0	0
% App. Total	0	100	0	0		0	0	0	0		0	0	0	0		0	0	0	0		0	
PHF	.000	.250	.000	.000	.250	.000	.000	.000	.000	.000	.000	.000	.000	.000	.000	.000	.000	.000	.000	.000	.000	.250



Quality Counts, LLC

920 Blairhill Rd, STE B106
Charlotte, NC 28217

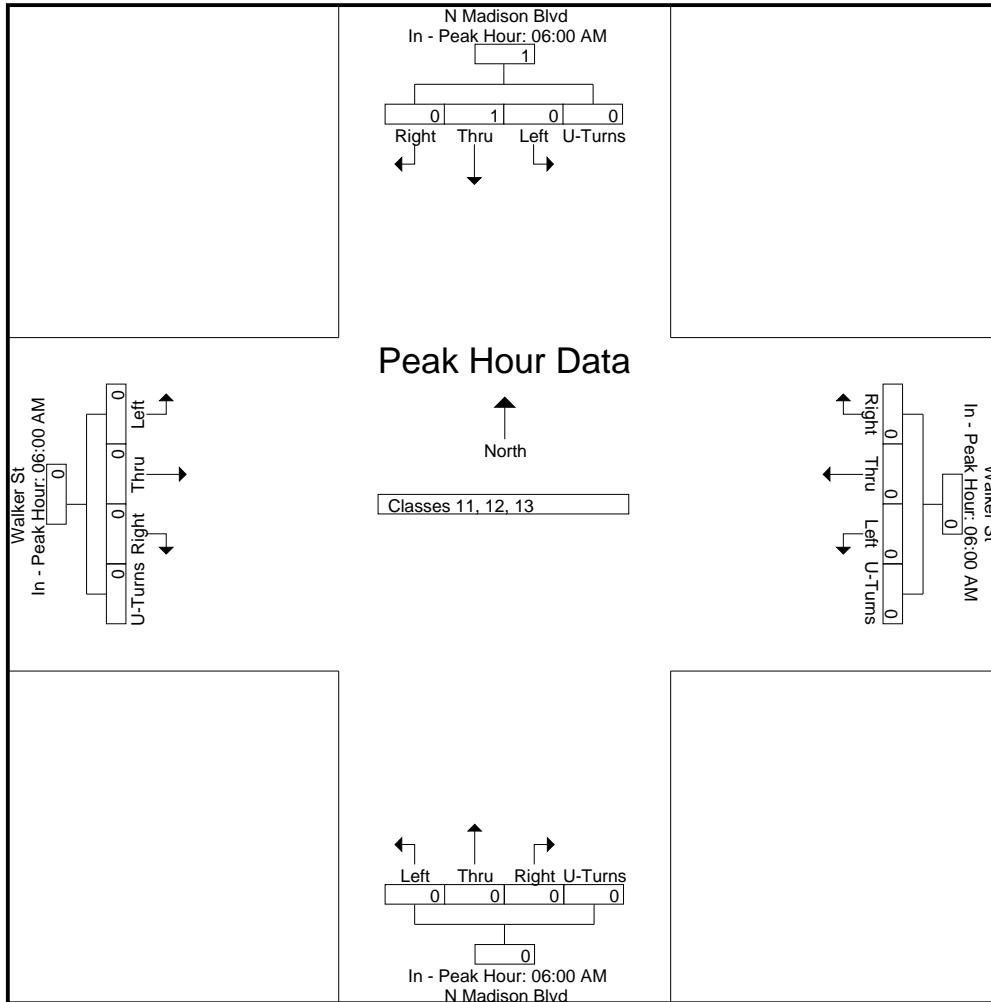
File Name : 14473018 - N Madison Blvd & Walker St
Site Code : 14473018
Start Date : 8/30/2017
Page No : 4

Start Time	N Madison Blvd Southbound					Walker St Westbound					N Madison Blvd Northbound					Walker St Eastbound					Int. Total
	Right	Thru	Left	U-Turns	App. Total	Right	Thru	Left	U-Turns	App. Total	Right	Thru	Left	U-Turns	App. Total	Right	Thru	Left	U-Turns	App. Total	

Peak Hour Analysis From 06:00 AM to 09:45 AM - Peak 1 of 1

Peak Hour for Each Approach Begins at:

	06:00 AM					06:00 AM					06:00 AM					06:00 AM									
+0 mins.	0	0	0	0	0	0	0	0	0	0	0	0	0	0	0	0	0	0	0	0	0	0	0	0	0
+15 mins.	0	1	0	0	1	0	0	0	0	0	0	0	0	0	0	0	0	0	0	0	0	0	0	0	0
+30 mins.	0	0	0	0	0	0	0	0	0	0	0	0	0	0	0	0	0	0	0	0	0	0	0	0	0
+45 mins.	0	0	0	0	0	0	0	0	0	0	0	0	0	0	0	0	0	0	0	0	0	0	0	0	0
Total Volume	0	1	0	0	1	0	0	0	0	0	0	0	0	0	0	0	0	0	0	0	0	0	0	0	0
% App. Total	0	100	0	0		0	0	0	0		0	0	0	0		0	0	0	0		0	0	0	0	
PHF	.000	.250	.000	.000	.250	.000	.000	.000	.000	.000	.000	.000	.000	.000	.000	.000	.000	.000	.000	.000	.000	.000	.000	.000	.000

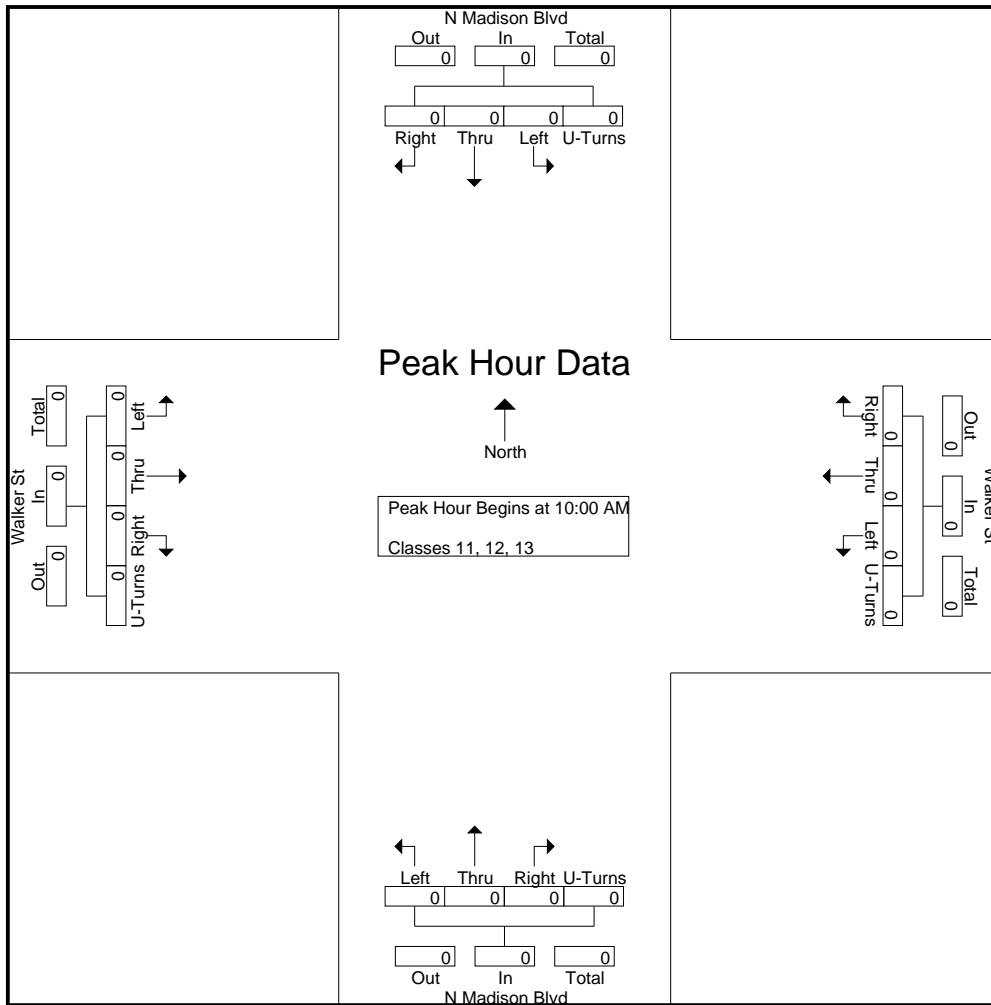


Quality Counts, LLC

920 Blairhill Rd, STE B106
Charlotte, NC 28217

File Name : 14473018 - N Madison Blvd & Walker St
Site Code : 14473018
Start Date : 8/30/2017
Page No : 5

Start Time	N Madison Blvd Southbound					Walker St Westbound					N Madison Blvd Northbound					Walker St Eastbound					Int. Total
	Right	Thru	Left	U-Turns	App. Total	Right	Thru	Left	U-Turns	App. Total	Right	Thru	Left	U-Turns	App. Total	Right	Thru	Left	U-Turns	App. Total	
Peak Hour Analysis From 10:00 AM to 02:45 PM - Peak 1 of 1																					
Peak Hour for Entire Intersection Begins at 10:00 AM																					
10:00 AM	0	0	0	0	0	0	0	0	0	0	0	0	0	0	0	0	0	0	0	0	0
10:15 AM	0	0	0	0	0	0	0	0	0	0	0	0	0	0	0	0	0	0	0	0	0
10:30 AM	0	0	0	0	0	0	0	0	0	0	0	0	0	0	0	0	0	0	0	0	0
10:45 AM	0	0	0	0	0	0	0	0	0	0	0	0	0	0	0	0	0	0	0	0	0
Total Volume	0	0	0	0	0	0	0	0	0	0	0	0	0	0	0	0	0	0	0	0	0
% App. Total	0	0	0	0	0	0	0	0	0	0	0	0	0	0	0	0	0	0	0	0	0
PHF	.000	.000	.000	.000	.000	.000	.000	.000	.000	.000	.000	.000	.000	.000	.000	.000	.000	.000	.000	.000	.000



Quality Counts, LLC

920 Blairhill Rd, STE B106
Charlotte, NC 28217

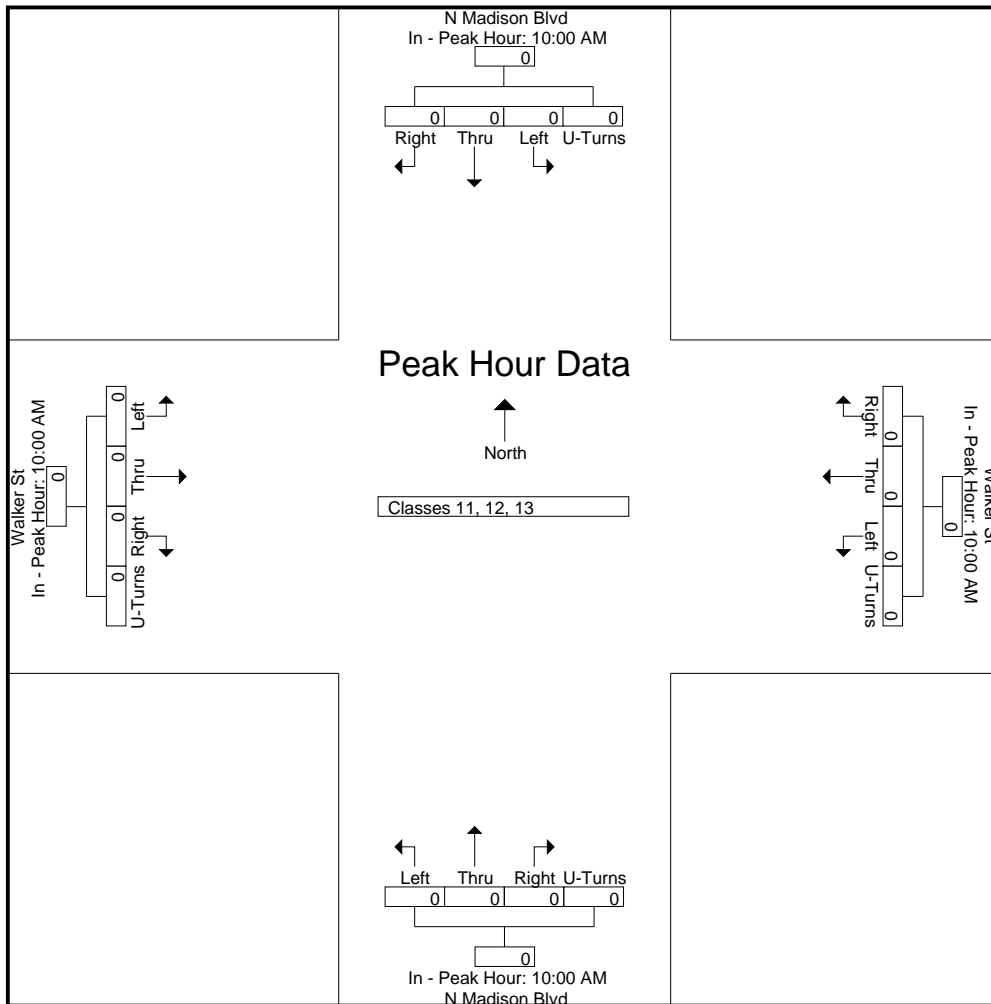
File Name : 14473018 - N Madison Blvd & Walker St
Site Code : 14473018
Start Date : 8/30/2017
Page No : 6

Start Time	N Madison Blvd Southbound					Walker St Westbound					N Madison Blvd Northbound					Walker St Eastbound					Int. Total
	Rig ht	Thr u	Left	U-Turns	App. Total	Right	Thr u	Left	U-Turns	App. Total	Right	Thr u	Left	U-Turns	App. Total	Right	Thr u	Left	U-Turns	App. Total	

Peak Hour Analysis From 10:00 AM to 02:45 PM - Peak 1 of 1

Peak Hour for Each Approach Begins at:

	10:00 AM					10:00 AM					10:00 AM					10:00 AM									
+0 mins.	0	0	0	0	0	0	0	0	0	0	0	0	0	0	0	0	0	0	0	0	0	0	0	0	0
+15 mins.	0	0	0	0	0	0	0	0	0	0	0	0	0	0	0	0	0	0	0	0	0	0	0	0	0
+30 mins.	0	0	0	0	0	0	0	0	0	0	0	0	0	0	0	0	0	0	0	0	0	0	0	0	0
+45 mins.	0	0	0	0	0	0	0	0	0	0	0	0	0	0	0	0	0	0	0	0	0	0	0	0	0
Total Volume	0	0	0	0	0	0	0	0	0	0	0	0	0	0	0	0	0	0	0	0	0	0	0	0	0
% App. Total	0	0	0	0	0	0	0	0	0	0	0	0	0	0	0	0	0	0	0	0	0	0	0	0	0
PHF	.000	.000	.000	.000	.000	.000	.000	.000	.000	.000	.000	.000	.000	.000	.000	.000	.000	.000	.000	.000	.000	.000	.000	.000	.000



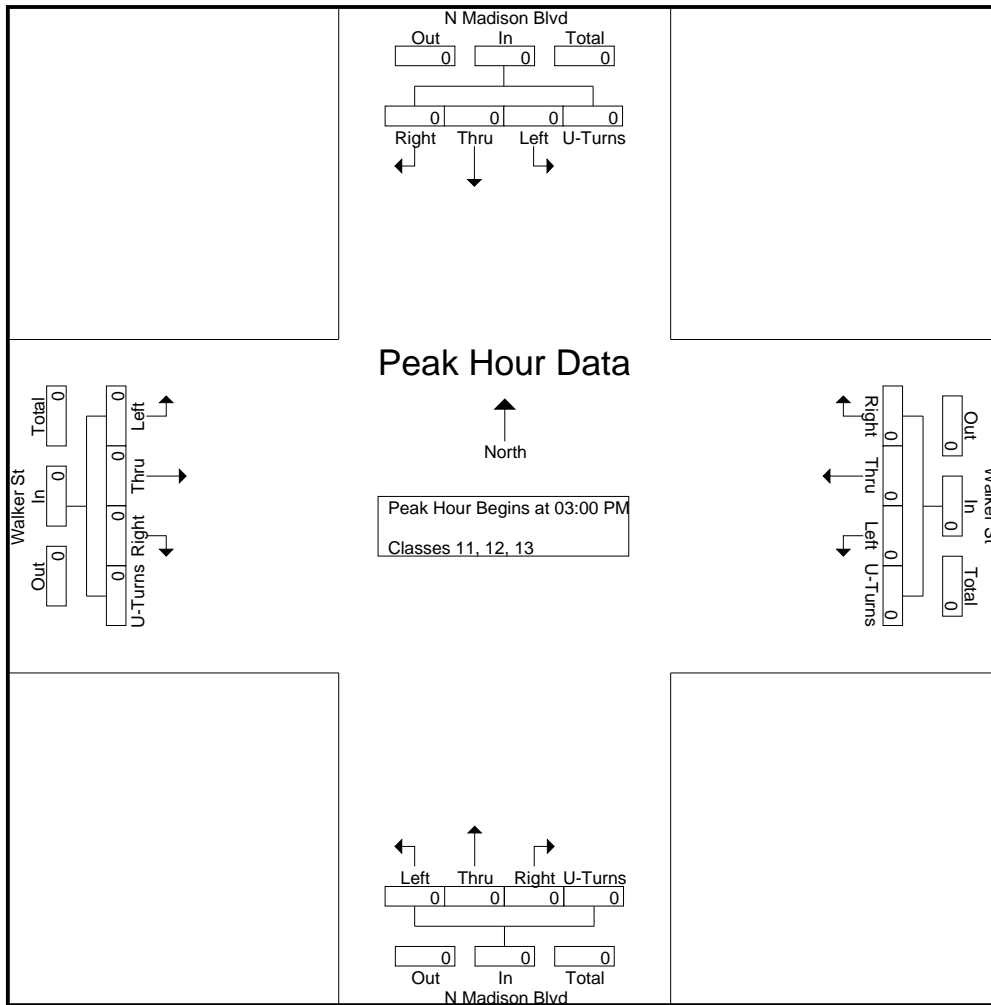
Quality Counts, LLC

920 Blairhill Rd, STE B106
Charlotte, NC 28217

File Name : 14473018 - N Madison Blvd & Walker St
Site Code : 14473018
Start Date : 8/30/2017
Page No : 7

Start Time	N Madison Blvd Southbound					Walker St Westbound					N Madison Blvd Northbound					Walker St Eastbound					Int. Total
	Right	Thru	Left	U-Turns	App. Total	Right	Thru	Left	U-Turns	App. Total	Right	Thru	Left	U-Turns	App. Total	Right	Thru	Left	U-Turns	App. Total	
03:00 PM	0	0	0	0	0	0	0	0	0	0	0	0	0	0	0	0	0	0	0	0	0
03:15 PM	0	0	0	0	0	0	0	0	0	0	0	0	0	0	0	0	0	0	0	0	0
03:30 PM	0	0	0	0	0	0	0	0	0	0	0	0	0	0	0	0	0	0	0	0	0
03:45 PM	0	0	0	0	0	0	0	0	0	0	0	0	0	0	0	0	0	0	0	0	0
Total Volume	0	0	0	0	0	0	0	0	0	0	0	0	0	0	0	0	0	0	0	0	0
% App. Total	0	0	0	0	0	0	0	0	0	0	0	0	0	0	0	0	0	0	0	0	0
PHF	.000	.000	.000	.000	.000	.000	.000	.000	.000	.000	.000	.000	.000	.000	.000	.000	.000	.000	.000	.000	.000

Peak Hour Analysis From 03:00 PM to 06:45 PM - Peak 1 of 1
Peak Hour for Entire Intersection Begins at 03:00 PM



Quality Counts, LLC

920 Blairhill Rd, STE B106
Charlotte, NC 28217

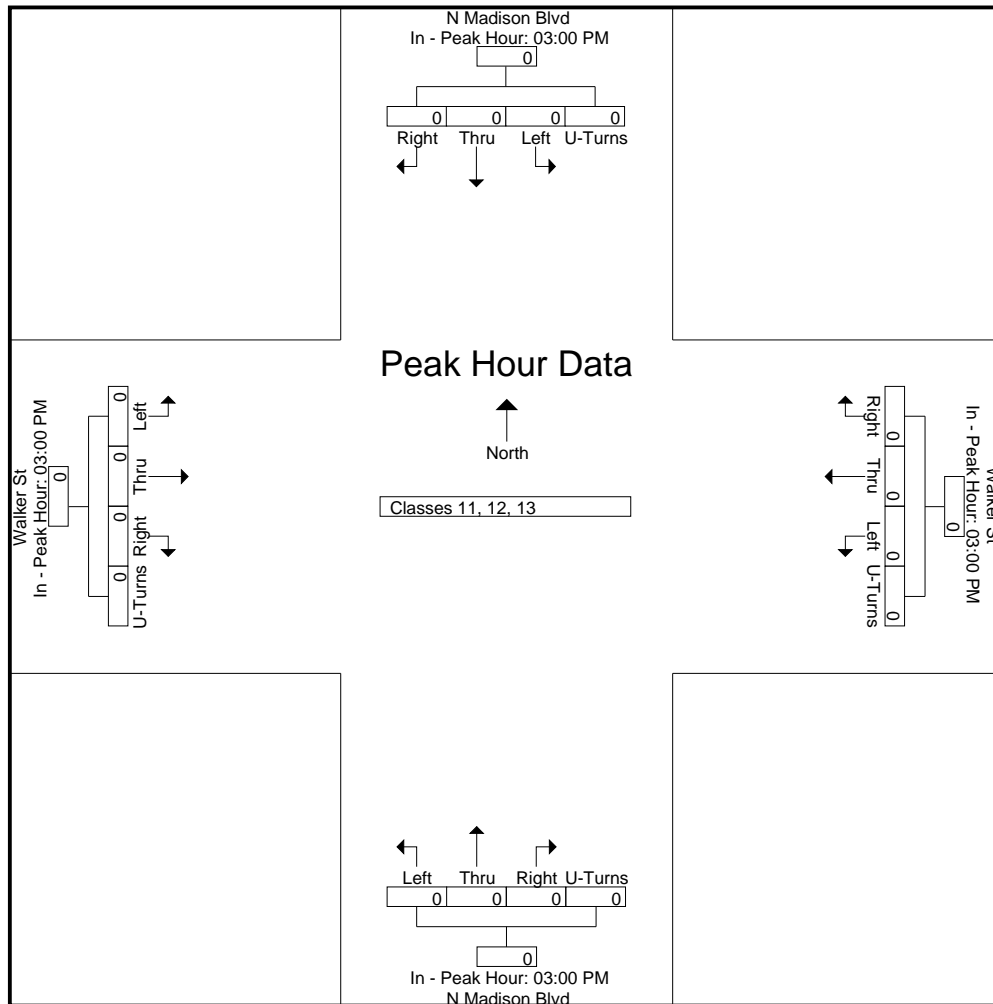
File Name : 14473018 - N Madison Blvd & Walker St
Site Code : 14473018
Start Date : 8/30/2017
Page No : 8

Start Time	N Madison Blvd Southbound					Walker St Westbound					N Madison Blvd Northbound					Walker St Eastbound					Int. Total
	Right	Thru	Left	U-Turns	App. Total	Right	Thru	Left	U-Turns	App. Total	Right	Thru	Left	U-Turns	App. Total	Right	Thru	Left	U-Turns	App. Total	

Peak Hour Analysis From 03:00 PM to 06:45 PM - Peak 1 of 1

Peak Hour for Each Approach Begins at:

	03:00 PM					03:00 PM					03:00 PM					03:00 PM									
+0 mins.	0	0	0	0	0	0	0	0	0	0	0	0	0	0	0	0	0	0	0	0	0	0	0	0	0
+15 mins.	0	0	0	0	0	0	0	0	0	0	0	0	0	0	0	0	0	0	0	0	0	0	0	0	0
+30 mins.	0	0	0	0	0	0	0	0	0	0	0	0	0	0	0	0	0	0	0	0	0	0	0	0	0
+45 mins.	0	0	0	0	0	0	0	0	0	0	0	0	0	0	0	0	0	0	0	0	0	0	0	0	0
Total Volume	0	0	0	0	0	0	0	0	0	0	0	0	0	0	0	0	0	0	0	0	0	0	0	0	0
% App. Total	0	0	0	0	0	0	0	0	0	0	0	0	0	0	0	0	0	0	0	0	0	0	0	0	0
PHF	.000	.000	.000	.000	.000	.000	.000	.000	.000	.000	.000	.000	.000	.000	.000	.000	.000	.000	.000	.000	.000	.000	.000	.000	.000



Quality Counts, LLC

920 Blairhill Rd, STE B106
Charlotte, NC 28217

File Name : 14473018 - N Madison Blvd & Walker St

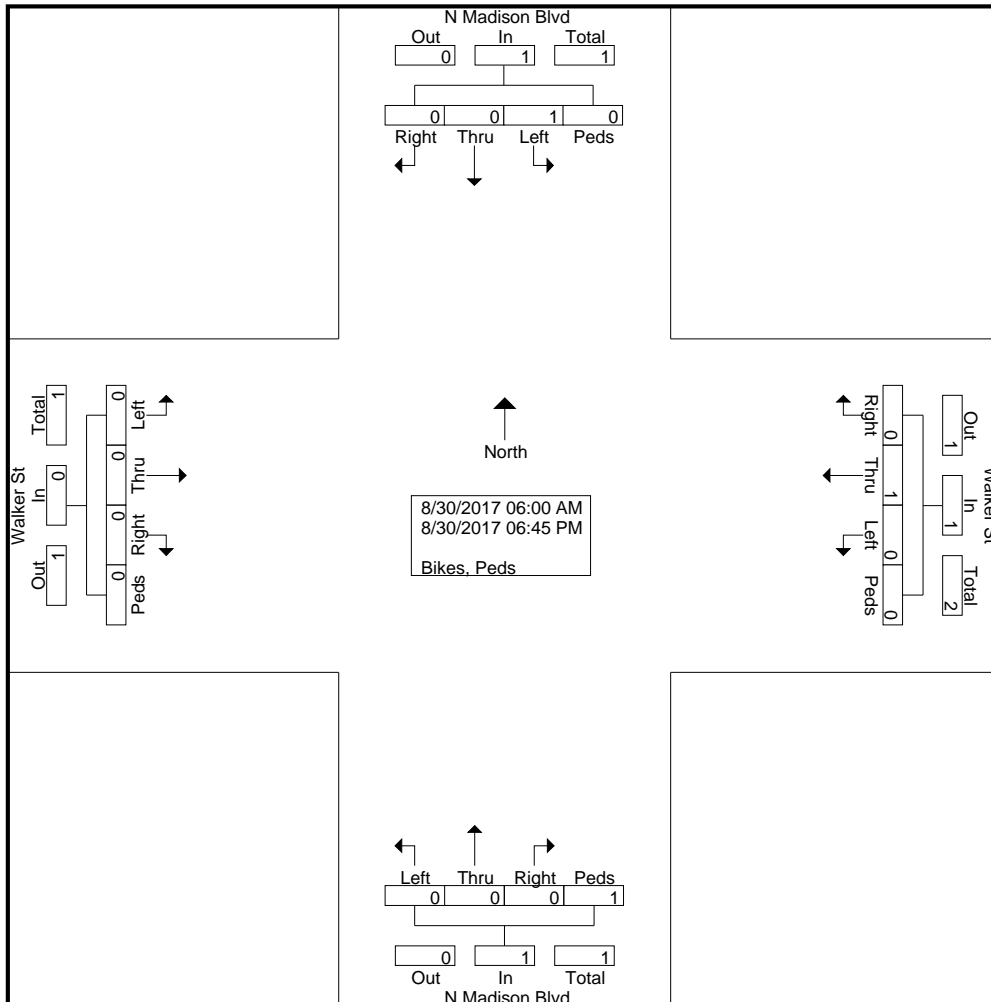
Site Code : 14473018

Start Date : 8/30/2017

Page No : 2

Groups Printed- Bikes, Peds

Start Time	N Madison Blvd Southbound					Walker St Westbound					N Madison Blvd Northbound					Walker St Eastbound					Int. Total	
	Right	Thru	Left	Peds	App. Total	Right	Thru	Left	Peds	App. Total	Right	Thru	Left	Peds	App. Total	Right	Thru	Left	Peds	App. Total		
04:00 PM	0	0	0	0	0	0	0	0	0	0	0	0	0	0	0	0	0	0	0	0	0	0
04:15 PM	0	0	0	0	0	0	0	0	0	0	0	0	0	0	0	0	0	0	0	0	0	0
04:30 PM	0	0	0	0	0	0	0	0	0	0	0	0	0	0	0	0	0	0	0	0	0	0
04:45 PM	0	0	0	0	0	0	0	0	0	0	0	0	0	0	0	0	0	0	0	0	0	0
Total	0	0	0	0	0	0	0	0	0	0	0	0	0	0	0	0	0	0	0	0	0	0
05:00 PM	0	0	0	0	0	0	0	0	0	0	0	0	0	0	0	0	0	0	0	0	0	0
05:15 PM	0	0	0	0	0	0	0	0	0	0	0	0	0	0	0	0	0	0	0	0	0	0
05:30 PM	0	0	0	0	0	0	0	0	0	0	0	0	0	0	0	0	0	0	0	0	0	0
05:45 PM	0	0	0	0	0	0	0	0	0	0	0	0	0	0	0	0	0	0	0	0	0	0
Total	0	0	0	0	0	0	0	0	0	0	0	0	0	0	0	0	0	0	0	0	0	0
06:00 PM	0	0	0	0	0	0	0	0	0	0	0	0	0	0	0	0	0	0	0	0	0	0
06:15 PM	0	0	0	0	0	0	0	0	0	0	0	0	0	0	0	0	0	0	0	0	0	0
06:30 PM	0	0	0	0	0	0	0	0	0	0	0	0	0	0	0	0	0	0	0	0	0	0
06:45 PM	0	0	0	0	0	0	0	0	0	0	0	0	0	0	0	0	0	0	0	0	0	0
Total	0	0	0	0	0	0	0	0	0	0	0	0	0	0	0	0	0	0	0	0	0	0
Grand Total	0	0	1	0	1	0	1	0	0	1	0	0	0	1	1	0	0	0	0	0	0	3
Apprch %	0	0	100	0		0	100	0	0		0	0	0	100		0	0	0	0		0	
Total %	0	0	33.3	0	33.3	0	33.3	0	0	33.3	0	0	0	33.3	33.3	0	0	0	0	0	0	

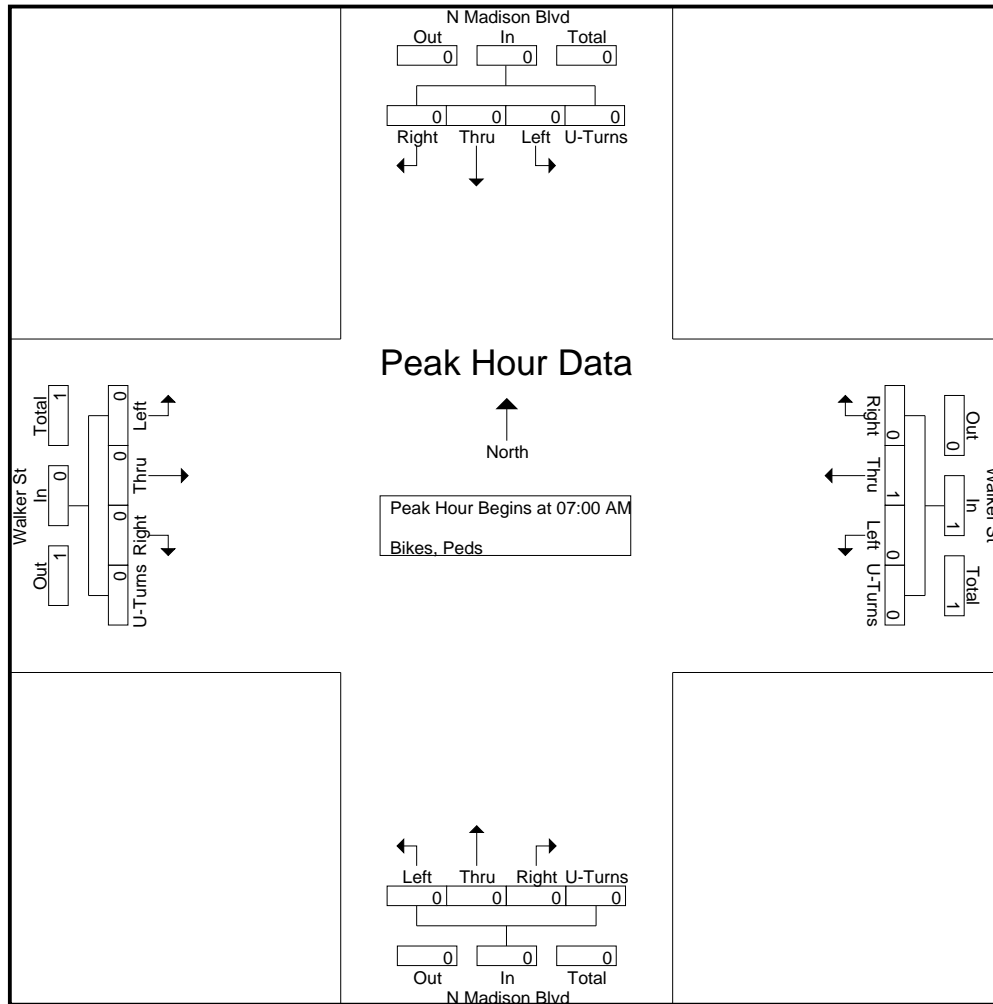


Quality Counts, LLC

920 Blairhill Rd, STE B106
Charlotte, NC 28217

File Name : 14473018 - N Madison Blvd & Walker St
Site Code : 14473018
Start Date : 8/30/2017
Page No : 3

Start Time	N Madison Blvd Southbound					Walker St Westbound					N Madison Blvd Northbound					Walker St Eastbound					Int. Total	
	Right	Thru	Left	Peds	App. Total	Right	Thru	Left	Peds	App. Total	Right	Thru	Left	Peds	App. Total	Right	Thru	Left	Peds	App. Total		
Peak Hour Analysis From 06:00 AM to 09:45 AM - Peak 1 of 1																						
Peak Hour for Entire Intersection Begins at 07:00 AM																						
07:00 AM	0	0	0	0	0	0	0	0	0	0	0	0	0	0	0	0	0	0	0	0	0	0
07:15 AM	0	0	0	0	0	0	0	0	0	0	0	0	0	0	0	0	0	0	0	0	0	0
07:30 AM	0	0	0	0	0	0	0	0	0	0	0	0	0	0	0	0	0	0	0	0	0	0
07:45 AM	0	0	0	0	0	0	1	0	0	1	0	0	0	0	0	0	0	0	0	0	0	1
Total Volume	0	0	0	0	0	0	1	0	0	1	0	0	0	0	0	0	0	0	0	0	0	1
% App. Total	0	0	0	0	0	0	100	0	0	100	0	0	0	0	0	0	0	0	0	0	0	100
PHF	.000	.000	.000	.000	.000	.000	.250	.000	.000	.250	.000	.000	.000	.000	.000	.000	.000	.000	.000	.000	.000	.250



Quality Counts, LLC

920 Blairhill Rd, STE B106
Charlotte, NC 28217

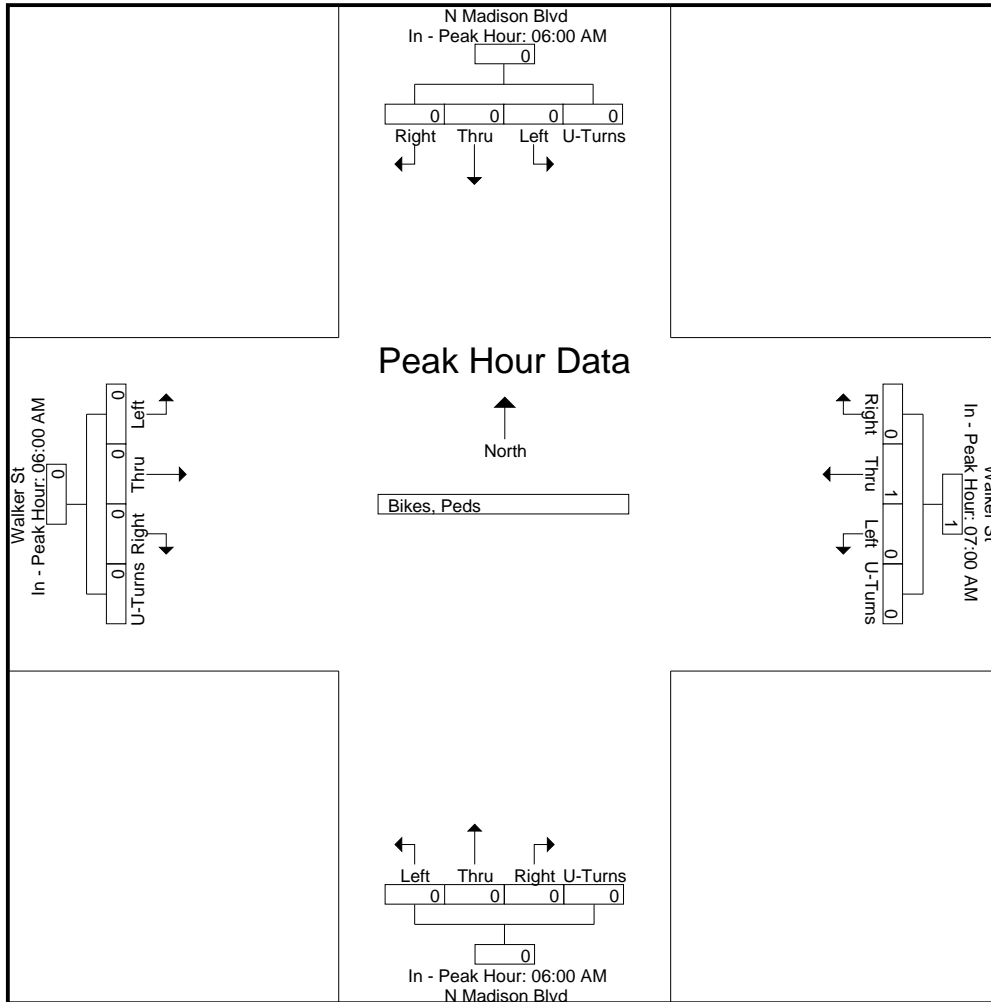
File Name : 14473018 - N Madison Blvd & Walker St
Site Code : 14473018
Start Date : 8/30/2017
Page No : 4

Start Time	N Madison Blvd Southbound					Walker St Westbound					N Madison Blvd Northbound					Walker St Eastbound					Int. Total
	Right	Thru	Left	Peds	App. Total	Right	Thru	Left	Peds	App. Total	Right	Thru	Left	Peds	App. Total	Right	Thru	Left	Peds	App. Total	

Peak Hour Analysis From 06:00 AM to 09:45 AM - Peak 1 of 1

Peak Hour for Each Approach Begins at:

	06:00 AM					07:00 AM					06:00 AM					06:00 AM				
+0 mins.	0	0	0	0	0	0	0	0	0	0	0	0	0	0	0	0	0	0	0	0
+15 mins.	0	0	0	0	0	0	0	0	0	0	0	0	0	0	0	0	0	0	0	0
+30 mins.	0	0	0	0	0	0	0	0	0	0	0	0	0	0	0	0	0	0	0	0
+45 mins.	0	0	0	0	0	0	1	0	0	1	0	0	0	0	0	0	0	0	0	0
Total Volume	0	0	0	0	0	0	1	0	0	1	0	0	0	0	0	0	0	0	0	0
% App. Total	0	0	0	0	0	0	100	0	0	0	0	0	0	0	0	0	0	0	0	0
PHF	.000	.000	.000	.000	.000	.000	.250	.000	.000	.250	.000	.000	.000	.000	.000	.000	.000	.000	.000	.000



Quality Counts, LLC

920 Blairhill Rd, STE B106
Charlotte, NC 28217

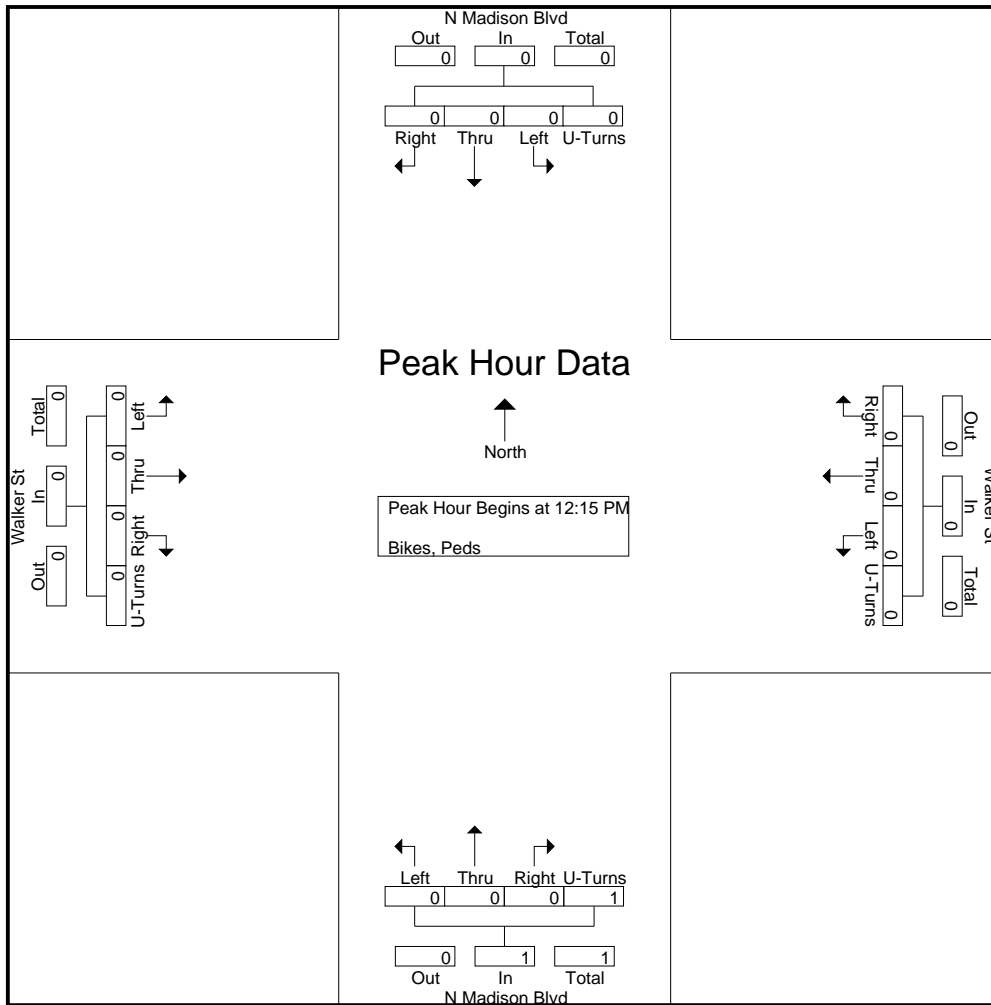
File Name : 14473018 - N Madison Blvd & Walker St

Site Code : 14473018

Start Date : 8/30/2017

Page No : 5

Start Time	N Madison Blvd Southbound					Walker St Westbound					N Madison Blvd Northbound					Walker St Eastbound					Int. Total	
	Rig ht	Thr u	Left	Ped s	App. Total	Rig ht	Thr u	Left	Ped s	App. Total	Right	Thr u	Left	Peds	App. Total	Right	Thr u	Left	Peds	App. Total		
Peak Hour Analysis From 10:00 AM to 02:45 PM - Peak 1 of 1																						
Peak Hour for Entire Intersection Begins at 12:15 PM																						
12:15 PM	0	0	0	0	0	0	0	0	0	0	0	0	0	0	0	0	0	0	0	0	0	0
12:30 PM	0	0	0	0	0	0	0	0	0	0	0	0	0	0	0	0	0	0	0	0	0	0
12:45 PM	0	0	0	0	0	0	0	0	0	0	0	0	0	0	0	0	0	0	0	0	0	0
01:00 PM	0	0	0	0	0	0	0	0	0	0	0	0	0	1	1	0	0	0	0	0	0	1
Total Volume	0	0	0	0	0	0	0	0	0	0	0	0	0	1	1	0	0	0	0	0	0	1
% App. Total	0	0	0	0	0	0	0	0	0	0	0	0	0	100	100	0	0	0	0	0	0	100
PHF	.000	.000	.000	.000	.000	.000	.000	.000	.000	.000	.000	.000	.000	.250	.250	.000	.000	.000	.000	.000	.000	.250



Quality Counts, LLC

920 Blairhill Rd, STE B106
Charlotte, NC 28217

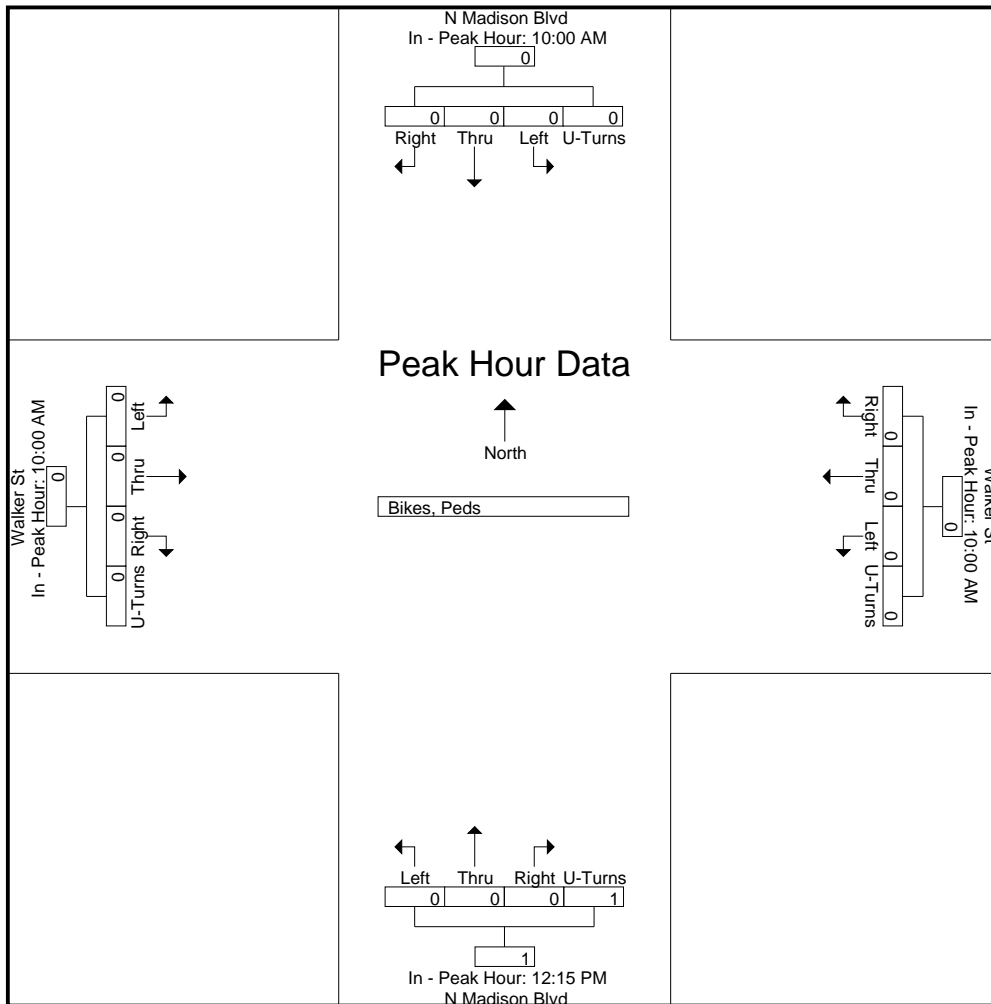
File Name : 14473018 - N Madison Blvd & Walker St
Site Code : 14473018
Start Date : 8/30/2017
Page No : 6

Start Time	N Madison Blvd Southbound					Walker St Westbound					N Madison Blvd Northbound					Walker St Eastbound					Int. Total
	Rig ht	Thr u	Left	Ped s	App. Total	Rig ht	Thr u	Left	Ped s	App. Total	Right	Thr u	Left	Peds	App. Total	Right	Thr u	Left	Peds	App. Total	

Peak Hour Analysis From 10:00 AM to 02:45 PM - Peak 1 of 1

Peak Hour for Each Approach Begins at:

	10:00 AM					10:00 AM					12:15 PM					10:00 AM				
+0 mins.	0	0	0	0	0	0	0	0	0	0	0	0	0	0	0	0	0	0	0	0
+15 mins.	0	0	0	0	0	0	0	0	0	0	0	0	0	0	0	0	0	0	0	0
+30 mins.	0	0	0	0	0	0	0	0	0	0	0	0	0	0	0	0	0	0	0	0
+45 mins.	0	0	0	0	0	0	0	0	0	0	0	0	0	1	1	0	0	0	0	0
Total Volume	0	0	0	0	0	0	0	0	0	0	0	0	0	1	1	0	0	0	0	0
% App. Total	0	0	0	0	0	0	0	0	0	0	0	0	0	100	100	0	0	0	0	0
PHF	.000	.000	.000	.000	.000	.000	.000	.000	.000	.000	.000	.000	.000	.250	.250	.000	.000	.000	.000	.000

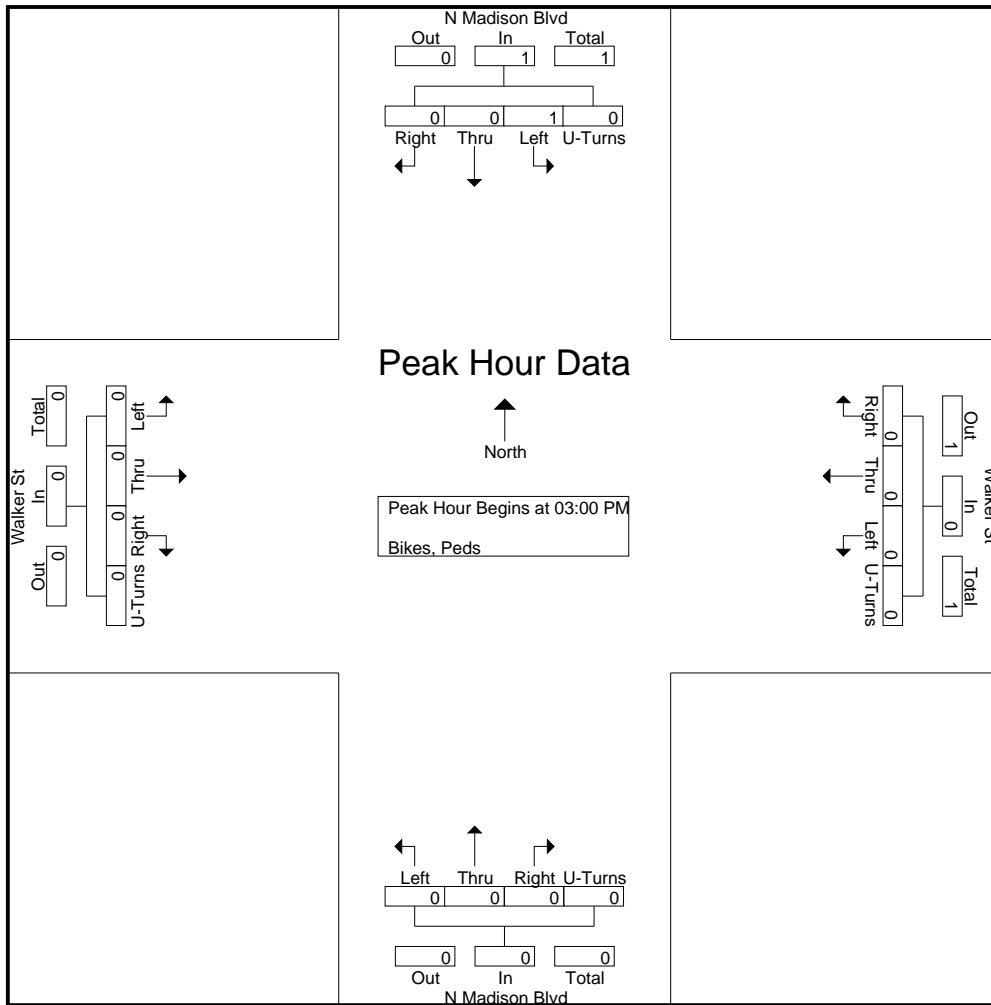


Quality Counts, LLC

920 Blairhill Rd, STE B106
Charlotte, NC 28217

File Name : 14473018 - N Madison Blvd & Walker St
Site Code : 14473018
Start Date : 8/30/2017
Page No : 7

Start Time	N Madison Blvd Southbound					Walker St Westbound					N Madison Blvd Northbound					Walker St Eastbound					Int. Total	
	Rig ht	Thr u	Left	Ped s	App. Total	Rig ht	Thr u	Left	Ped s	App. Total	Right	Thr u	Left	Peds	App. Total	Right	Thr u	Left	Peds	App. Total		
Peak Hour Analysis From 03:00 PM to 06:45 PM - Peak 1 of 1																						
Peak Hour for Entire Intersection Begins at 03:00 PM																						
03:00 PM	0	0	0	0	0	0	0	0	0	0	0	0	0	0	0	0	0	0	0	0	0	0
03:15 PM	0	0	0	0	0	0	0	0	0	0	0	0	0	0	0	0	0	0	0	0	0	0
03:30 PM	0	0	1	0	1	0	0	0	0	0	0	0	0	0	0	0	0	0	0	0	0	1
03:45 PM	0	0	0	0	0	0	0	0	0	0	0	0	0	0	0	0	0	0	0	0	0	0
Total Volume	0	0	1	0	1	0	0	0	0	0	0	0	0	0	0	0	0	0	0	0	0	1
% App. Total	0	0	100	0		0	0	0	0		0	0	0	0		0	0	0	0		0	
PHF	.000	.000	.250	.000	.250	.000	.000	.000	.000	.000	.000	.000	.000	.000	.000	.000	.000	.000	.000	.000	.000	.250



Quality Counts, LLC

920 Blairhill Rd, STE B106
Charlotte, NC 28217

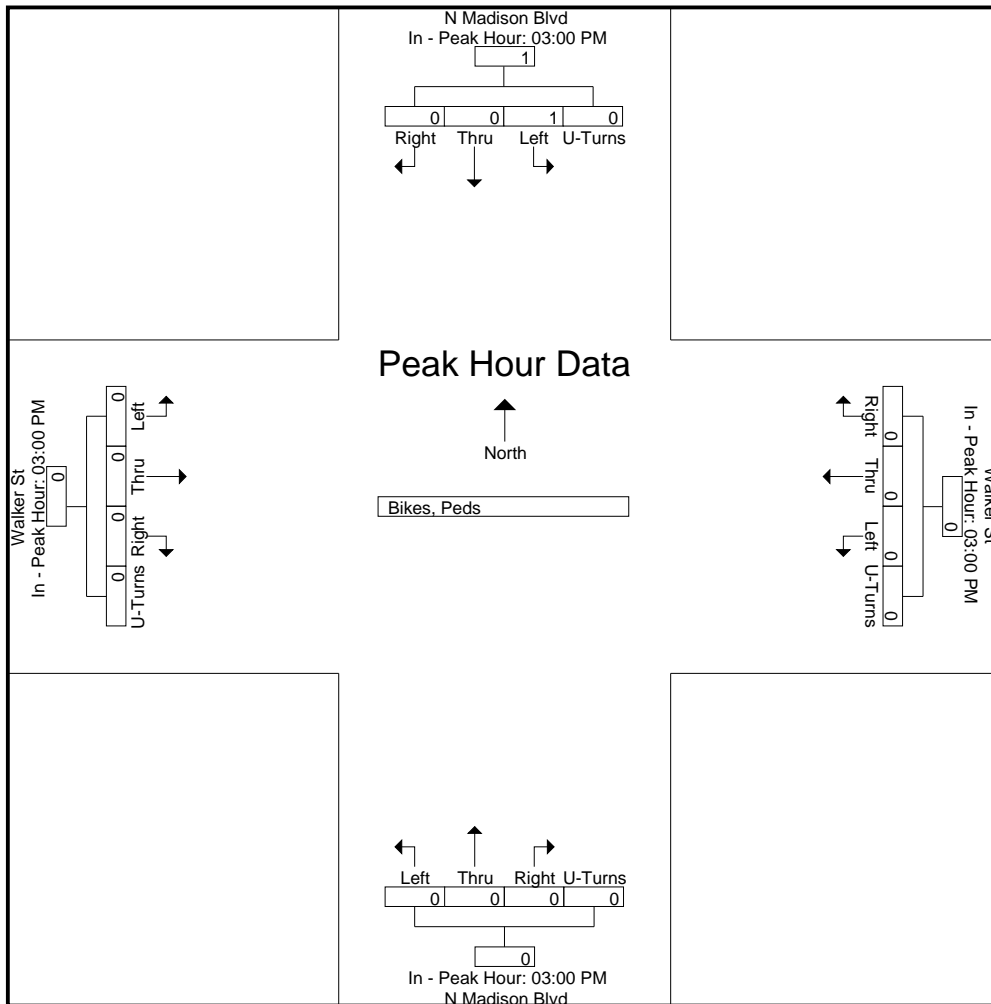
File Name : 14473018 - N Madison Blvd & Walker St
Site Code : 14473018
Start Date : 8/30/2017
Page No : 8

Start Time	N Madison Blvd Southbound					Walker St Westbound					N Madison Blvd Northbound					Walker St Eastbound					Int. Total
	Rig ht	Thr u	Left	Ped s	App. Total	Rig ht	Thr u	Left	Ped s	App. Total	Right	Thr u	Left	Peds	App. Total	Right	Thr u	Left	Peds	App. Total	

Peak Hour Analysis From 03:00 PM to 06:45 PM - Peak 1 of 1

Peak Hour for Each Approach Begins at:

	03:00 PM					03:00 PM					03:00 PM					03:00 PM									
+0 mins.	0	0	0	0	0	0	0	0	0	0	0	0	0	0	0	0	0	0	0	0	0	0	0	0	0
+15 mins.	0	0	0	0	0	0	0	0	0	0	0	0	0	0	0	0	0	0	0	0	0	0	0	0	0
+30 mins.	0	0	1	0	1	0	0	0	0	0	0	0	0	0	0	0	0	0	0	0	0	0	0	0	0
+45 mins.	0	0	0	0	0	0	0	0	0	0	0	0	0	0	0	0	0	0	0	0	0	0	0	0	0
Total Volume	0	0	1	0	1	0	0	0	0	0	0	0	0	0	0	0	0	0	0	0	0	0	0	0	0
% App. Total	0	0	100	0		0	0	0	0		0	0	0	0		0	0	0	0		0	0	0	0	
PHF	.000	.000	.250	.000	.250	.000	.000	.000	.000	.000	.000	.000	.000	.000	.000	.000	.000	.000	.000	.000	.000	.000	.000	.000	.000



Quality Counts, LLC

920 Blairhill Rd, STE B106
Charlotte, NC 28217

File Name : 14473019 - N Madison Blvd & Clayton Ave

Site Code : 14473019

Start Date : 9/6/2017

Page No : 1

Groups Printed- Classes 1, 2, 3 - Classes 4, 5, 6, 7 - Classes 8, 9, 10 - Classes 11, 12, 13 - Bikes, Peds

Start Time	N Madison Blvd Southbound					Clayton Ave Westbound					N Madison Blvd Northbound					Clayton Ave Eastbound					Int. Total
	Right	Thru	Left	Peds	App. Total	Right	Thru	Left	Peds	App. Total	Right	Thru	Left	Peds	App. Total	Right	Thru	Left	Peds	App. Total	
06:00 AM	2	97	1	0	100	1	0	3	0	4	3	47	0	0	50	5	0	1	0	6	160
06:15 AM	0	108	1	0	109	0	0	1	0	1	1	61	1	0	63	1	0	0	0	1	174
06:30 AM	1	130	0	0	131	2	0	2	0	4	3	57	1	0	61	4	0	0	0	4	200
06:45 AM	3	146	2	0	151	4	0	3	0	7	1	119	1	0	121	4	0	4	0	8	287
Total	6	481	4	0	491	7	0	9	0	16	8	284	3	0	295	14	0	5	0	19	821
07:00 AM	2	138	6	0	146	2	0	0	0	2	8	101	2	0	111	2	2	2	0	6	265
07:15 AM	2	138	2	0	142	1	0	2	0	3	5	143	9	0	157	8	1	0	0	9	311
07:30 AM	7	160	4	0	171	1	1	2	0	4	5	225	4	0	234	7	0	1	0	8	417
07:45 AM	6	218	3	0	227	4	1	5	0	10	10	261	7	0	278	4	0	2	0	6	521
Total	17	654	15	0	686	8	2	9	0	19	28	730	22	0	780	21	3	5	0	29	1514
08:00 AM	6	193	5	0	204	2	0	4	0	6	7	209	6	0	222	7	0	2	0	9	441
08:15 AM	2	192	8	0	202	0	1	2	0	3	9	145	4	0	158	6	1	2	0	9	372
08:30 AM	1	172	5	0	178	6	1	2	0	9	4	183	0	0	187	3	0	2	0	5	379
08:45 AM	4	158	3	0	165	6	0	2	0	8	9	155	0	0	164	4	0	0	0	4	341
Total	13	715	21	0	749	14	2	10	0	26	29	692	10	0	731	20	1	6	0	27	1533
09:00 AM	1	155	2	0	158	2	0	1	0	3	4	116	4	0	124	2	0	3	0	5	290
09:15 AM	2	149	3	0	154	2	2	1	0	5	8	167	2	0	177	3	0	2	0	5	341
09:30 AM	2	156	3	1	162	4	0	5	0	9	8	159	2	0	169	2	0	1	0	3	343
09:45 AM	6	172	6	0	184	2	0	6	0	8	3	162	3	0	168	5	0	4	0	9	369
Total	11	632	14	1	658	10	2	13	0	25	23	604	11	0	638	12	0	10	0	22	1343
10:00 AM	2	172	7	0	181	9	0	3	0	12	7	168	3	1	179	7	0	0	0	7	379
10:15 AM	3	149	2	0	154	6	2	2	0	10	3	170	0	0	173	3	2	1	1	7	344
10:30 AM	4	141	2	0	147	4	0	3	0	7	11	139	3	0	153	4	0	4	0	8	315
10:45 AM	3	149	5	0	157	5	1	4	0	10	9	171	3	0	183	4	1	1	0	6	356
Total	12	611	16	0	639	24	3	12	0	39	30	648	9	1	688	18	3	6	1	28	1394
11:00 AM	2	158	5	1	166	5	1	5	0	11	4	155	6	0	165	3	1	1	0	5	347
11:15 AM	3	203	8	0	214	6	0	2	0	8	5	178	3	0	186	1	1	1	0	3	411
11:30 AM	2	190	5	0	197	5	0	2	0	7	7	182	2	0	191	0	0	4	0	4	399
11:45 AM	2	215	6	1	224	10	1	3	0	14	4	201	3	0	208	0	0	1	0	1	447
Total	9	766	24	2	801	26	2	12	0	40	20	716	14	0	750	4	2	7	0	13	1604
12:00 PM	3	219	9	0	231	8	0	5	0	13	8	187	2	0	197	4	1	0	1	6	447
12:15 PM	7	186	4	0	197	6	0	10	0	16	8	176	6	0	190	2	0	3	0	5	408
12:30 PM	8	187	12	0	207	5	0	3	0	8	7	204	5	1	217	6	0	1	0	7	439
12:45 PM	3	211	5	0	219	2	1	3	0	6	6	238	5	0	249	6	1	1	1	9	483
Total	21	803	30	0	854	21	1	21	0	43	29	805	18	1	853	18	2	5	2	27	1777
01:00 PM	4	210	9	0	223	11	0	2	0	13	3	183	7	2	195	4	1	1	0	6	437
01:15 PM	10	192	4	0	206	5	0	5	1	11	7	208	3	0	218	1	1	3	0	5	440
01:30 PM	4	177	8	0	189	3	3	5	0	11	5	181	5	0	191	3	1	2	0	6	397
01:45 PM	2	212	6	0	220	6	0	5	0	11	5	183	3	0	191	2	1	2	0	5	427
Total	20	791	27	0	838	25	3	17	1	46	20	755	18	2	795	10	4	8	0	22	1701
02:00 PM	8	186	3	0	197	6	2	4	0	12	8	179	6	0	193	6	0	1	0	7	409
02:15 PM	7	181	4	0	192	2	2	3	0	7	6	211	3	0	220	1	2	2	0	5	424
02:30 PM	8	192	8	0	208	4	0	6	0	10	4	191	2	0	197	3	1	1	0	5	420
02:45 PM	3	213	5	0	221	6	3	4	0	13	5	176	4	0	185	4	0	1	0	5	424
Total	26	772	20	0	818	18	7	17	0	42	23	757	15	0	795	14	3	5	0	22	1677
03:00 PM	2	255	5	0	262	6	1	6	0	13	5	204	11	0	220	5	0	1	0	6	501
03:15 PM	4	220	5	0	229	8	1	4	0	13	3	202	3	0	208	6	0	0	0	6	456
03:30 PM	9	228	6	0	243	9	1	3	0	13	10	229	4	0	243	3	1	0	0	4	503
03:45 PM	4	227	10	0	241	6	0	5	0	11	5	208	5	0	218	2	0	0	0	2	472
Total	19	930	26	0	975	29	3	18	0	50	23	843	23	0	889	16	1	1	0	18	1932

Quality Counts, LLC

920 Blairhill Rd, STE B106
Charlotte, NC 28217

File Name : 14473019 - N Madison Blvd & Clayton Ave

Site Code : 14473019

Start Date : 9/6/2017

Page No : 2

Groups Printed- Classes 1, 2, 3 - Classes 4, 5, 6, 7 - Classes 8, 9, 10 - Classes 11, 12, 13 - Bikes, Peds

Start Time	N Madison Blvd Southbound					Clayton Ave Westbound					N Madison Blvd Northbound					Clayton Ave Eastbound					Int. Total
	Right	Thru	Left	Peds	App. Total	Right	Thru	Left	Peds	App. Total	Right	Thru	Left	Peds	App. Total	Right	Thru	Left	Peds	App. Total	
04:00 PM	2	198	4	0	204	9	1	3	0	13	4	230	3	0	237	2	0	3	0	5	459
04:15 PM	4	206	5	0	215	6	0	6	0	12	8	234	5	0	247	4	0	2	0	6	480
04:30 PM	4	206	5	0	215	3	2	5	0	10	3	252	2	0	257	6	0	6	0	12	494
04:45 PM	4	202	3	0	209	7	2	2	0	11	9	224	5	0	238	2	0	0	0	2	460
Total	14	812	17	0	843	25	5	16	0	46	24	940	15	0	979	14	0	11	0	25	1893
05:00 PM	8	227	6	0	241	8	2	4	0	14	1	278	7	0	286	7	0	1	0	8	549
05:15 PM	8	201	3	0	212	7	0	3	0	10	4	271	2	0	277	4	0	3	0	7	506
05:30 PM	5	195	2	0	202	7	0	0	1	8	5	188	6	0	199	5	0	1	0	6	415
05:45 PM	7	180	2	0	189	6	0	2	0	8	3	235	7	1	246	7	0	0	0	7	450
Total	28	803	13	0	844	28	2	9	1	40	13	972	22	1	1008	23	0	5	0	28	1920
06:00 PM	6	211	8	1	226	7	0	1	1	9	2	214	0	1	217	6	0	3	0	9	461
06:15 PM	2	157	4	0	163	6	1	0	0	7	9	180	5	0	194	4	0	5	1	10	374
06:30 PM	3	152	6	0	161	2	0	5	0	7	5	165	0	0	170	4	0	1	0	5	343
06:45 PM	3	160	1	0	164	5	0	1	0	6	4	173	4	0	181	1	0	1	0	2	353
Total	14	680	19	1	714	20	1	7	1	29	20	732	9	1	762	15	0	10	1	26	1531
Grand Total	210	9450	246	4	9910	255	33	170	3	461	290	9478	189	6	9963	199	19	84	4	306	20640
Apprch %	2.1	95.4	2.5	0		55.3	7.2	36.9	0.7		2.9	95.1	1.9	0.1		65	6.2	27.5	1.3		
Total %	1	45.8	1.2	0	48	1.2	0.2	0.8	0	2.2	1.4	45.9	0.9	0	48.3	1	0.1	0.4	0	1.5	
Classes 1, 2, 3	209	9003	246	3	9461	252	33	165	3	453	282	9000	184	4	9470	194	18	81	4	297	19681
% Classes 1, 2, 3	99.5	95.3	100	75	95.5	98.8	100	97.1	100	98.3	97.2	95	97.4	66.7	95.1	97.5	94.7	96.4	100	97.1	95.4
Classes 4, 5, 6, 7	1	238	0	0	239	2	0	3	0	5	5	255	5	0	265	5	1	3	0	9	518
% Classes 4, 5, 6, 7	0.5	2.5	0	0	2.4	0.8	0	1.8	0	1.1	1.7	2.7	2.6	0	2.7	2.5	5.3	3.6	0	2.9	2.5
Classes 8, 9, 10	0	209	0	0	209	1	0	2	0	3	3	222	0	0	225	0	0	0	0	0	437
% Classes 8, 9, 10	0	2.2	0	0	2.1	0.4	0	1.2	0	0.7	1	2.3	0	0	2.3	0	0	0	0	0	2.1
Classes 11, 12, 13	0	0	0	0	0	0	0	0	0	0	0	0	0	0	0	0	0	0	0	0	0
% Classes 11, 12, 13	0	0	0	0	0	0	0	0	0	0	0	0	0	0	0	0	0	0	0	0	0
Bikes, Peds	0	0	0	1	1	0	0	0	0	0	0	1	0	2	3	0	0	0	0	0	4
% Bikes, Peds	0	0	0	25	0	0	0	0	0	0	0	0	0	33.3	0	0	0	0	0	0	0

Quality Counts, LLC

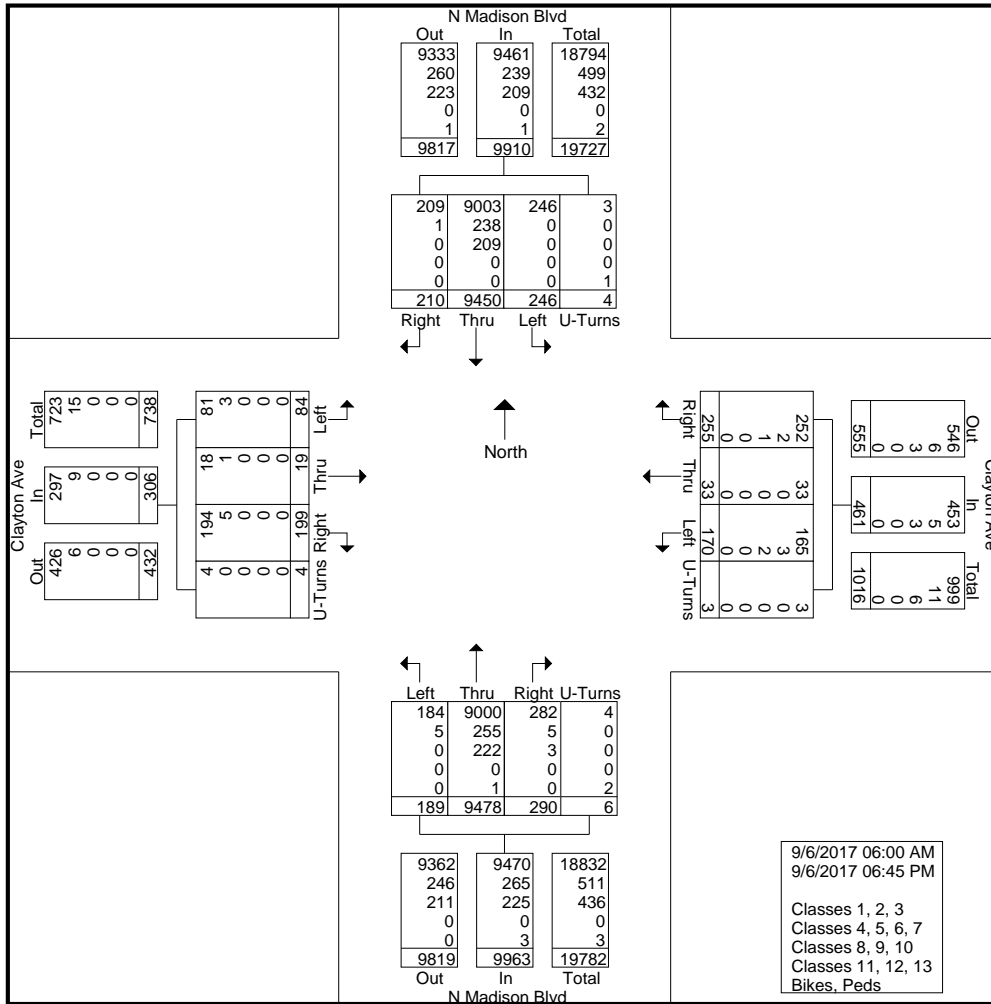
920 Blairhill Rd, STE B106
Charlotte, NC 28217

File Name : 14473019 - N Madison Blvd & Clayton Ave

Site Code : 14473019

Start Date : 9/6/2017

Page No : 3

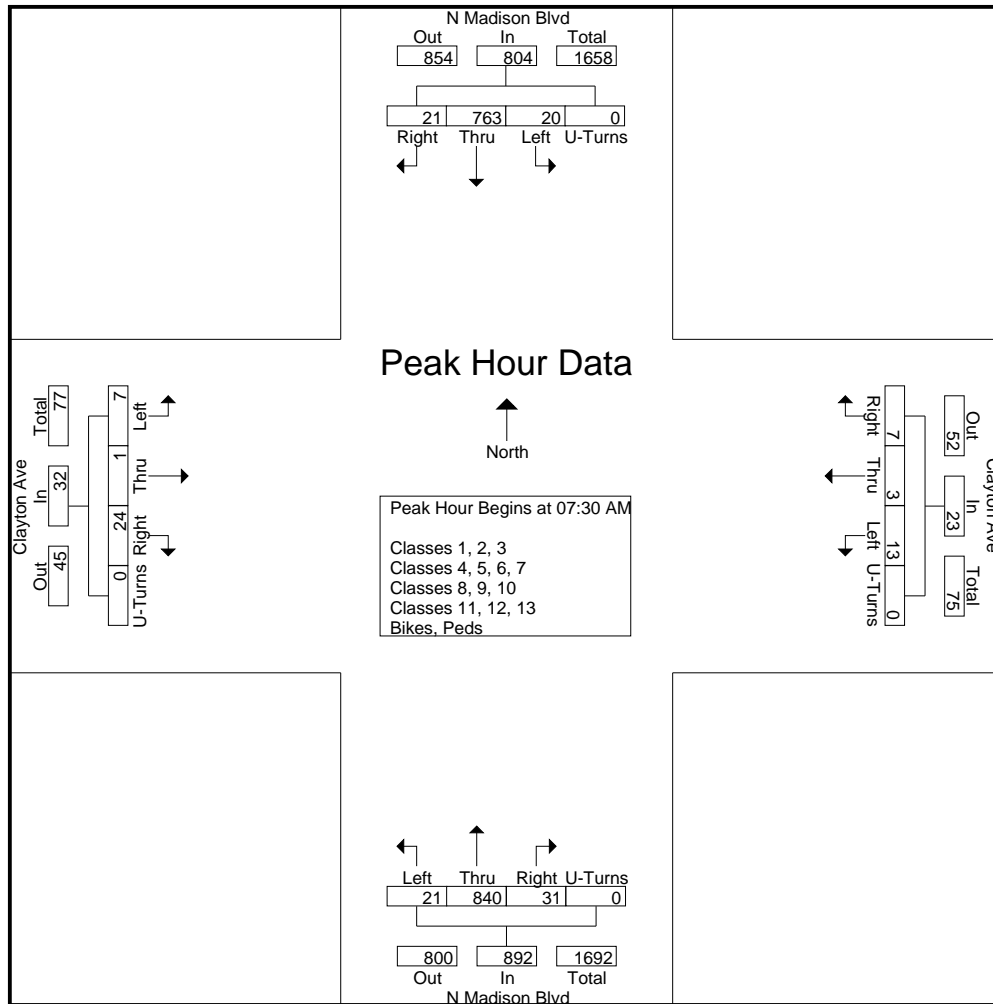


Quality Counts, LLC

920 Blairhill Rd, STE B106
Charlotte, NC 28217

File Name : 14473019 - N Madison Blvd & Clayton Ave
Site Code : 14473019
Start Date : 9/6/2017
Page No : 4

Start Time	N Madison Blvd Southbound					Clayton Ave Westbound					N Madison Blvd Northbound					Clayton Ave Eastbound					Int. Total
	Right	Thru	Left	Peds	App. Total	Right	Thru	Left	Peds	App. Total	Right	Thru	Left	Peds	App. Total	Right	Thru	Left	Peds	App. Total	
Peak Hour Analysis From 06:00 AM to 09:45 AM - Peak 1 of 1																					
Peak Hour for Entire Intersection Begins at 07:30 AM																					
07:30 AM	7	160	4	0	171	1	1	2	0	4	5	225	4	0	234	7	0	1	0	8	417
07:45 AM	6	218	3	0	227	4	1	5	0	10	10	261	7	0	278	4	0	2	0	6	521
08:00 AM	6	193	5	0	204	2	0	4	0	6	7	209	6	0	222	7	0	2	0	9	441
08:15 AM	2	192	8	0	202	0	1	2	0	3	9	145	4	0	158	6	1	2	0	9	372
Total Volume	21	763	20	0	804	7	3	13	0	23	31	840	21	0	892	24	1	7	0	32	1751
% App. Total	2.6	94.9	2.5	0		30.4	13	56.5	0		3.5	94.2	2.4	0		75	3.1	21.9	0		
PHF	.750	.875	.625	.000	.885	.438	.750	.650	.000	.575	.775	.805	.750	.000	.802	.857	.250	.875	.000	.889	.840



Quality Counts, LLC

920 Blairhill Rd, STE B106
Charlotte, NC 28217

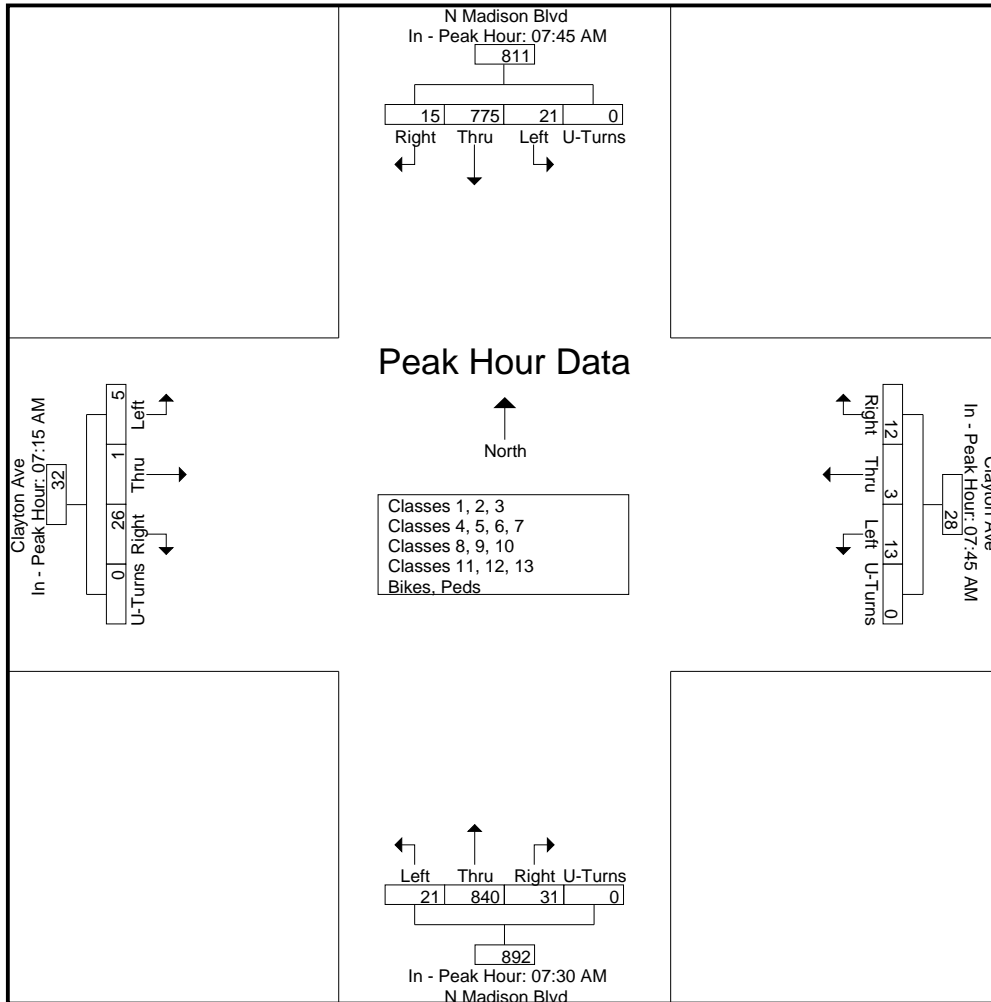
File Name : 14473019 - N Madison Blvd & Clayton Ave
Site Code : 14473019
Start Date : 9/6/2017
Page No : 5

Start Time	N Madison Blvd Southbound					Clayton Ave Westbound					N Madison Blvd Northbound					Clayton Ave Eastbound					Int. Total
	Right	Thru	Left	Peds	App. Total	Right	Thru	Left	Peds	App. Total	Right	Thru	Left	Peds	App. Total	Right	Thru	Left	Peds	App. Total	

Peak Hour Analysis From 06:00 AM to 09:45 AM - Peak 1 of 1

Peak Hour for Each Approach Begins at:

	07:45 AM					07:45 AM					07:30 AM					07:15 AM				
+0 mins.	6	218	3	0	227	4	1	5	0	10	5	225	4	0	234	8	1	0	0	9
+15 mins.	6	193	5	0	204	2	0	4	0	6	10	261	7	0	278	7	0	1	0	8
+30 mins.	2	192	8	0	202	0	1	2	0	3	7	209	6	0	222	4	0	2	0	6
+45 mins.	1	172	5	0	178	6	1	2	0	9	9	145	4	0	158	7	0	2	0	9
Total Volume	15	775	21	0	811	12	3	13	0	28	31	840	21	0	892	26	1	5	0	32
% App. Total	1.8	95.6	2.6	0		42.9	10.7	46.4	0		3.5	94.2	2.4	0		81.2	3.1	15.6	0	
PHF	.625	.889	.656	.000	.893	.500	.750	.650	.000	.700	.775	.805	.750	.000	.802	.813	.250	.625	.000	.889

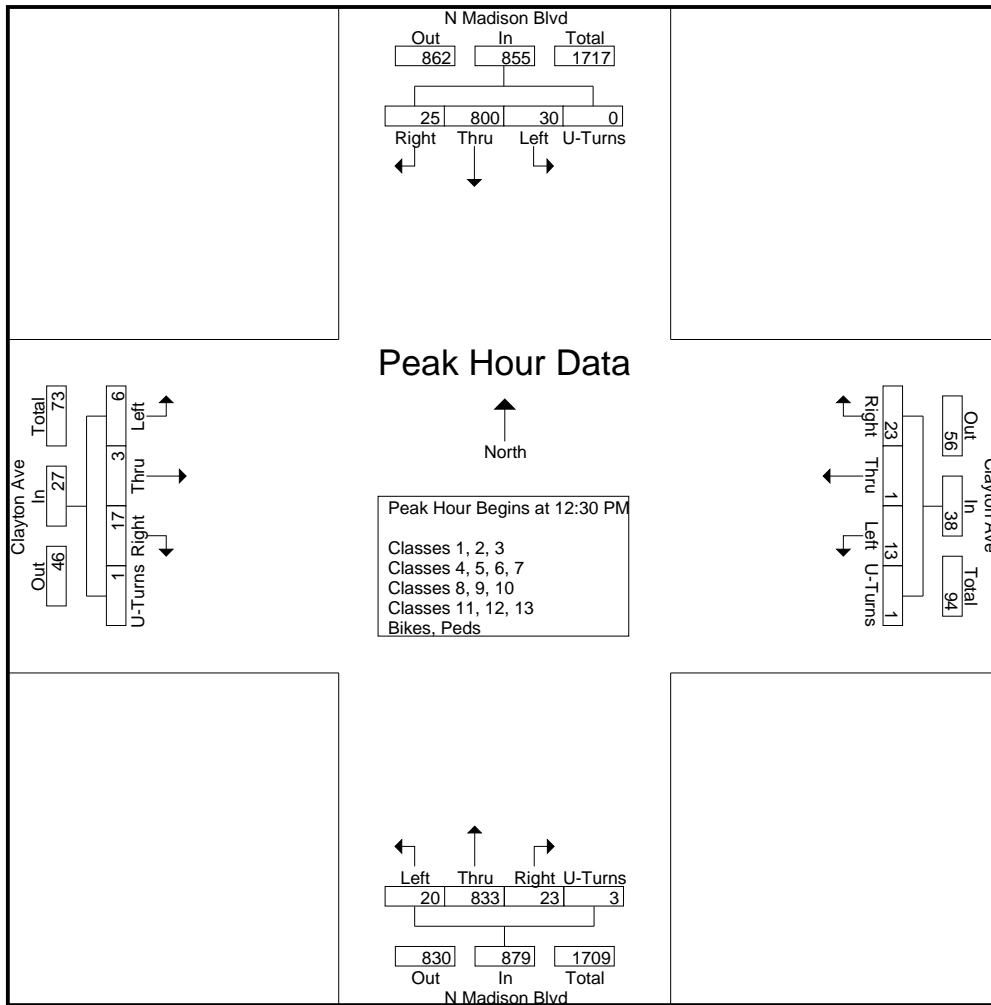


Quality Counts, LLC

920 Blairhill Rd, STE B106
Charlotte, NC 28217

File Name : 14473019 - N Madison Blvd & Clayton Ave
Site Code : 14473019
Start Date : 9/6/2017
Page No : 6

Start Time	N Madison Blvd Southbound					Clayton Ave Westbound					N Madison Blvd Northbound					Clayton Ave Eastbound					Int. Total
	Rig ht	Thr u	Left	Ped s	App. Total	Rig ht	Thr u	Left	Ped s	App. Total	Right	Thr u	Left	Peds	App. Total	Right	Thr u	Left	Peds	App. Total	
Peak Hour Analysis From 10:00 AM to 02:45 PM - Peak 1 of 1																					
Peak Hour for Entire Intersection Begins at 12:30 PM																					
12:30 PM	8	187	12	0	207	5	0	3	0	8	7	204	5	1	217	6	0	1	0	7	439
12:45 PM	3	211	5	0	219	2	1	3	0	6	6	238	5	0	249	6	1	1	1	9	483
01:00 PM	4	210	9	0	223	11	0	2	0	13	3	183	7	2	195	4	1	1	0	6	437
01:15 PM	10	192	4	0	206	5	0	5	1	11	7	208	3	0	218	1	1	3	0	5	440
Total Volume	25	800	30	0	855	23	1	13	1	38	23	833	20	3	879	17	3	6	1	27	1799
% App. Total	2.9	93.6	3.5	0		60.5	2.6	34.2	2.6		2.6	94.8	2.3	0.3		63	11.1	22.2	3.7		
PHF	.625	.948	.625	.000	.959	.523	.250	.650	.250	.731	.821	.875	.714	.375	.883	.708	.750	.500	.250	.750	.931



Quality Counts, LLC

920 Blairhill Rd, STE B106
Charlotte, NC 28217

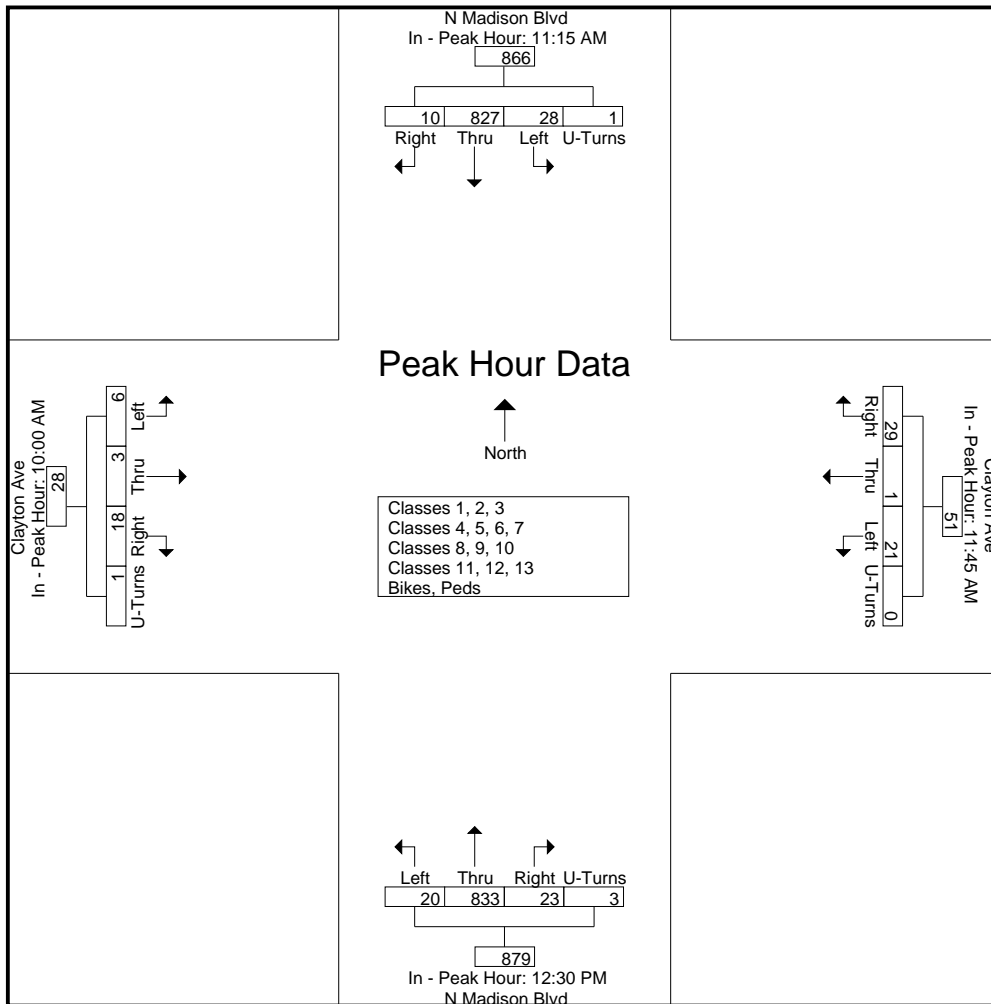
File Name : 14473019 - N Madison Blvd & Clayton Ave
Site Code : 14473019
Start Date : 9/6/2017
Page No : 7

Start Time	N Madison Blvd Southbound					Clayton Ave Westbound					N Madison Blvd Northbound					Clayton Ave Eastbound					Int. Total
	Rig ht	Thr u	Left	Ped s	App. Total	Rig ht	Thr u	Left	Ped s	App. Total	Right	Thr u	Left	Peds	App. Total	Right	Thr u	Left	Peds	App. Total	

Peak Hour Analysis From 10:00 AM to 02:45 PM - Peak 1 of 1

Peak Hour for Each Approach Begins at:

	11:15 AM					11:45 AM					12:30 PM					10:00 AM				
+0 mins.	3	203	8	0	214	10	1	3	0	14	7	204	5	1	217	7	0	0	0	7
+15 mins.	2	190	5	0	197	8	0	5	0	13	6	238	5	0	249	3	2	1	1	7
+30 mins.	2	215	6	1	224	6	0	10	0	16	3	183	7	2	195	4	0	4	0	8
+45 mins.	3	219	9	0	231	5	0	3	0	8	7	208	3	0	218	4	1	1	0	6
Total Volume	10	827	28	1	866	29	1	21	0	51	23	833	20	3	879	18	3	6	1	28
% App. Total	1.2	95.5	3.2	0.1		56.9	2	41.2	0		2.6	94.8	2.3	0.3		64.3	10.7	21.4	3.6	
PHF	.833	.944	.778	.250	.937	.725	.250	.525	.000	.797	.821	.875	.714	.375	.883	.643	.375	.375	.250	.875

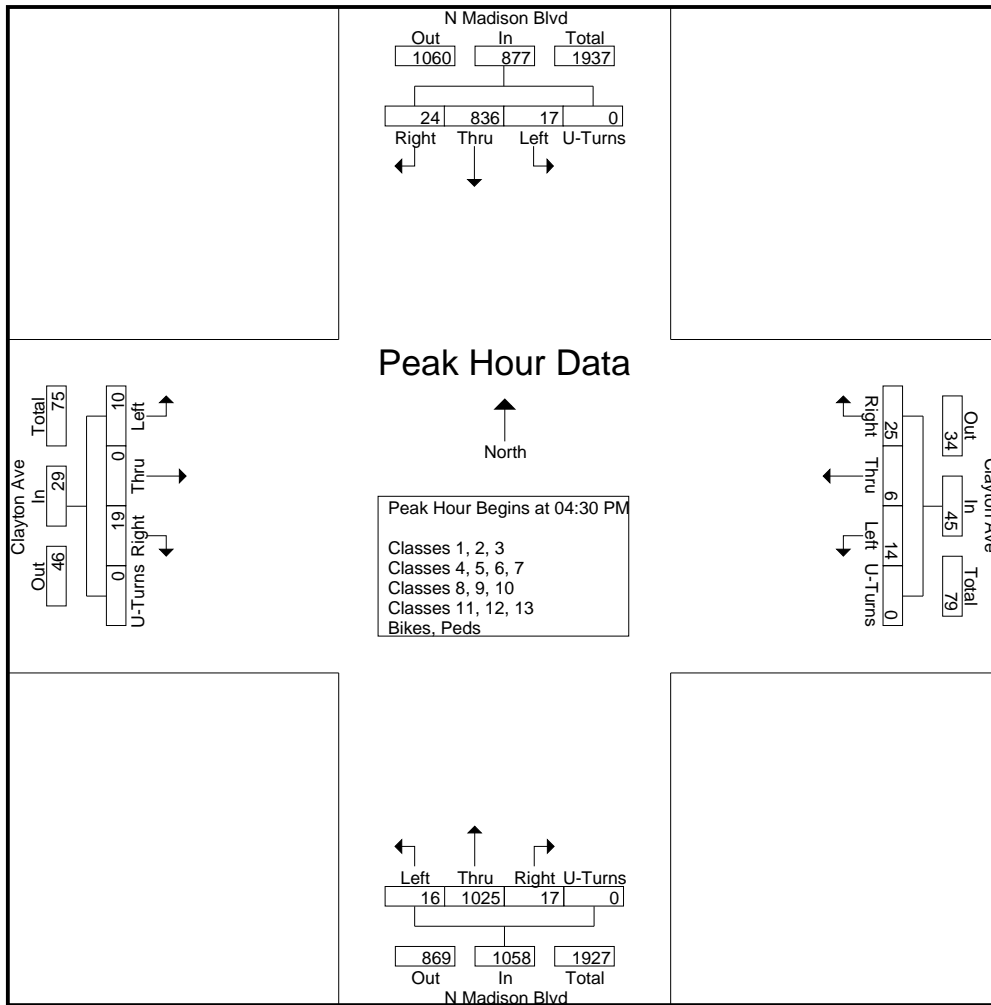


Quality Counts, LLC

920 Blairhill Rd, STE B106
Charlotte, NC 28217

File Name : 14473019 - N Madison Blvd & Clayton Ave
Site Code : 14473019
Start Date : 9/6/2017
Page No : 8

Start Time	N Madison Blvd Southbound					Clayton Ave Westbound					N Madison Blvd Northbound					Clayton Ave Eastbound					Int. Total
	Rig ht	Thr u	Left	Ped s	App. Total	Rig ht	Thr u	Left	Ped s	App. Total	Right	Thr u	Left	Peds	App. Total	Right	Thr u	Left	Peds	App. Total	
Peak Hour Analysis From 03:00 PM to 06:45 PM - Peak 1 of 1																					
Peak Hour for Entire Intersection Begins at 04:30 PM																					
04:30 PM	4	206	5	0	215	3	2	5	0	10	3	252	2	0	257	6	0	6	0	12	494
04:45 PM	4	202	3	0	209	7	2	2	0	11	9	224	5	0	238	2	0	0	0	2	460
05:00 PM	8	227	6	0	241	8	2	4	0	14	1	278	7	0	286	7	0	1	0	8	549
05:15 PM	8	201	3	0	212	7	0	3	0	10	4	271	2	0	277	4	0	3	0	7	506
Total Volume	24	836	17	0	877	25	6	14	0	45	17	1025	16	0	1058	19	0	10	0	29	2009
% App. Total	2.7	95.3	1.9	0		55.6	13.3	31.1	0		1.6	96.9	1.5	0		65.5	0	34.5	0		
PHF	.750	.921	.708	.000	.910	.781	.750	.700	.000	.804	.472	.922	.571	.000	.925	.679	.000	.417	.000	.604	.915



Quality Counts, LLC

920 Blairhill Rd, STE B106
Charlotte, NC 28217

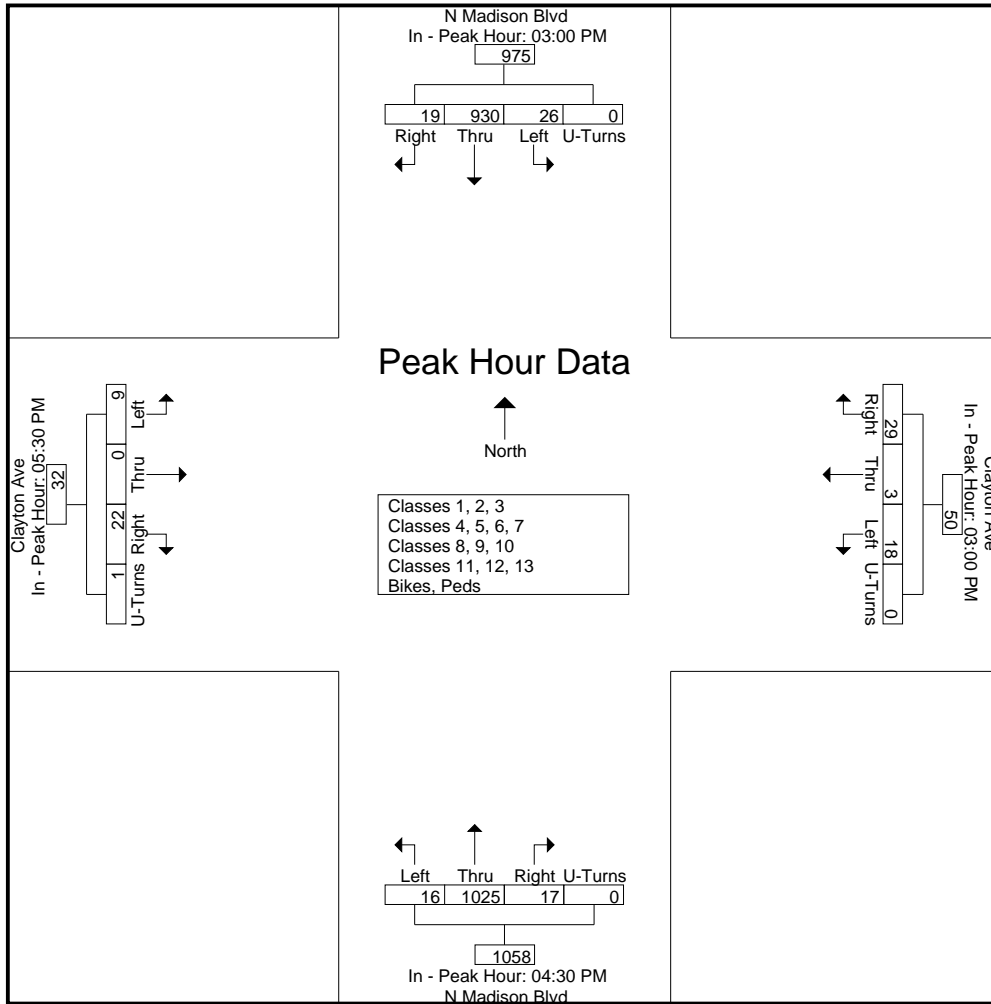
File Name : 14473019 - N Madison Blvd & Clayton Ave
Site Code : 14473019
Start Date : 9/6/2017
Page No : 9

Start Time	N Madison Blvd Southbound					Clayton Ave Westbound					N Madison Blvd Northbound					Clayton Ave Eastbound					Int. Total
	Rig ht	Thr u	Left	Ped s	App. Total	Rig ht	Thr u	Left	Ped s	App. Total	Right	Thr u	Left	Peds	App. Total	Right	Thr u	Left	Peds	App. Total	

Peak Hour Analysis From 03:00 PM to 06:45 PM - Peak 1 of 1

Peak Hour for Each Approach Begins at:

	03:00 PM					03:00 PM					04:30 PM					05:30 PM				
+0 mins.	2	255	5	0	262	6	1	6	0	13	3	252	2	0	257	5	0	1	0	6
+15 mins.	4	220	5	0	229	8	1	4	0	13	9	224	5	0	238	7	0	0	0	7
+30 mins.	9	228	6	0	243	9	1	3	0	13	1	278	7	0	286	6	0	3	0	9
+45 mins.	4	227	10	0	241	6	0	5	0	11	4	271	2	0	277	4	0	5	1	10
Total Volume	19	930	26	0	975	29	3	18	0	50	17	1025	16	0	1058	22	0	9	1	32
% App. Total	1.9	95.4	2.7	0		58	6	36	0		1.6	96.9	1.5	0		68.8	0	28.1	3.1	
PHF	.528	.912	.650	.000	.930	.806	.750	.750	.000	.962	.472	.922	.571	.000	.925	.786	.000	.450	.250	.800



Quality Counts, LLC

920 Blairhill Rd, STE B106
Charlotte, NC 28217

File Name : 14473019 - N Madison Blvd & Clayton Ave

Site Code : 14473019

Start Date : 9/6/2017

Page No : 1

Groups Printed- Classes 1, 2, 3

Start Time	N Madison Blvd Southbound					Clayton Ave Westbound					N Madison Blvd Northbound					Clayton Ave Eastbound					Int. Total
	Right	Thru	Left	U-Turns	App. Total	Right	Thru	Left	U-Turns	App. Total	Right	Thru	Left	U-Turns	App. Total	Right	Thru	Left	U-Turns	App. Total	
06:00 AM	2	90	1	0	93	1	0	3	0	4	3	44	0	0	47	5	0	1	0	6	150
06:15 AM	0	98	1	0	99	0	0	1	0	1	1	58	0	0	59	1	0	0	0	1	160
06:30 AM	1	123	0	0	124	2	0	2	0	4	3	56	1	0	60	4	0	0	0	4	192
06:45 AM	3	134	2	0	139	3	0	2	0	5	1	114	1	0	116	4	0	3	0	7	267
Total	6	445	4	0	455	6	0	8	0	14	8	272	2	0	282	14	0	4	0	18	769
07:00 AM	2	131	6	0	139	2	0	0	0	2	8	95	2	0	105	2	2	2	0	6	252
07:15 AM	2	131	2	0	135	1	0	2	0	3	5	131	9	0	145	8	1	0	0	9	292
07:30 AM	7	153	4	0	164	1	1	2	0	4	5	209	3	0	217	6	0	1	0	7	392
07:45 AM	6	206	3	0	215	4	1	5	0	10	9	241	7	0	257	4	0	2	0	6	488
Total	17	621	15	0	653	8	2	9	0	19	27	676	21	0	724	20	3	5	0	28	1424
08:00 AM	6	184	5	0	195	2	0	3	0	5	7	191	6	0	204	7	0	2	0	9	413
08:15 AM	2	178	8	0	188	0	1	2	0	3	9	135	4	0	148	6	1	1	0	8	347
08:30 AM	1	163	5	0	169	6	1	2	0	9	4	161	0	0	165	3	0	2	0	5	348
08:45 AM	4	148	3	0	155	6	0	2	0	8	9	147	0	0	156	4	0	0	0	4	323
Total	13	673	21	0	707	14	2	9	0	25	29	634	10	0	673	20	1	5	0	26	1431
09:00 AM	1	150	2	0	153	2	0	1	0	3	4	106	4	0	114	2	0	3	0	5	275
09:15 AM	2	135	3	0	140	2	2	1	0	5	8	158	2	0	168	3	0	2	0	5	318
09:30 AM	2	150	3	1	156	4	0	5	0	9	8	149	2	0	159	2	0	1	0	3	327
09:45 AM	6	164	6	0	176	1	0	5	0	6	3	152	2	0	157	5	0	3	0	8	347
Total	11	599	14	1	625	9	2	12	0	23	23	565	10	0	598	12	0	9	0	21	1267
10:00 AM	2	159	7	0	168	9	0	3	0	12	7	160	3	1	171	7	0	0	0	7	358
10:15 AM	3	140	2	0	145	6	2	2	0	10	3	159	0	0	162	3	2	1	1	7	324
10:30 AM	4	135	2	0	141	4	0	2	0	6	11	130	3	0	144	4	0	4	0	8	299
10:45 AM	3	145	5	0	153	5	1	4	0	10	9	163	3	0	175	4	1	1	0	6	344
Total	12	579	16	0	607	24	3	11	0	38	30	612	9	1	652	18	3	6	1	28	1325
11:00 AM	2	146	5	0	153	5	1	5	0	11	4	147	6	0	157	3	1	1	0	5	326
11:15 AM	3	194	8	0	205	6	0	2	0	8	5	168	3	0	176	1	1	1	0	3	392
11:30 AM	2	182	5	0	189	5	0	2	0	7	7	169	2	0	178	0	0	4	0	4	378
11:45 AM	2	205	6	1	214	10	1	3	0	14	4	188	3	0	195	0	0	1	0	1	424
Total	9	727	24	1	761	26	2	12	0	40	20	672	14	0	706	4	2	7	0	13	1520
12:00 PM	3	209	9	0	221	8	0	5	0	13	7	178	2	0	187	4	1	0	1	6	427
12:15 PM	7	171	4	0	182	6	0	9	0	15	8	168	6	0	182	2	0	3	0	5	384
12:30 PM	8	177	12	0	197	5	0	3	0	8	7	193	5	0	205	6	0	1	0	7	417
12:45 PM	3	206	5	0	214	2	1	3	0	6	6	222	4	0	232	6	1	1	1	9	461
Total	21	763	30	0	814	21	1	20	0	42	28	761	17	0	806	18	2	5	2	27	1689
01:00 PM	4	201	9	0	214	11	0	2	0	13	3	173	7	2	185	4	1	1	0	6	418
01:15 PM	10	182	4	0	196	5	0	5	1	11	7	197	3	0	207	1	1	3	0	5	419
01:30 PM	4	172	8	0	184	3	3	5	0	11	4	171	5	0	180	3	1	2	0	6	381
01:45 PM	2	199	6	0	207	6	0	5	0	11	5	174	3	0	182	2	1	2	0	5	405
Total	20	754	27	0	801	25	3	17	1	46	19	715	18	2	754	10	4	8	0	22	1623
02:00 PM	8	175	3	0	186	6	2	4	0	12	7	170	6	0	183	5	0	1	0	6	387
02:15 PM	6	174	4	0	184	2	2	3	0	7	6	203	3	0	212	1	2	2	0	5	408
02:30 PM	8	184	8	0	200	4	0	6	0	10	4	179	2	0	185	2	0	1	0	3	398
02:45 PM	3	192	5	0	200	6	3	4	0	13	5	157	4	0	166	4	0	1	0	5	384
Total	25	725	20	0	770	18	7	17	0	42	22	709	15	0	746	12	2	5	0	19	1577
03:00 PM	2	238	5	0	245	6	1	6	0	13	5	191	10	0	206	5	0	1	0	6	470
03:15 PM	4	209	5	0	218	8	1	4	0	13	3	189	3	0	195	4	0	0	0	4	430
03:30 PM	9	220	6	0	235	9	1	3	0	13	9	223	4	0	236	3	1	0	0	4	488
03:45 PM	4	219	10	0	233	6	0	5	0	11	5	200	5	0	210	2	0	0	0	2	456
Total	19	886	26	0	931	29	3	18	0	50	22	803	22	0	847	14	1	1	0	16	1844

Quality Counts, LLC

920 Blairhill Rd, STE B106
Charlotte, NC 28217

File Name : 14473019 - N Madison Blvd & Clayton Ave

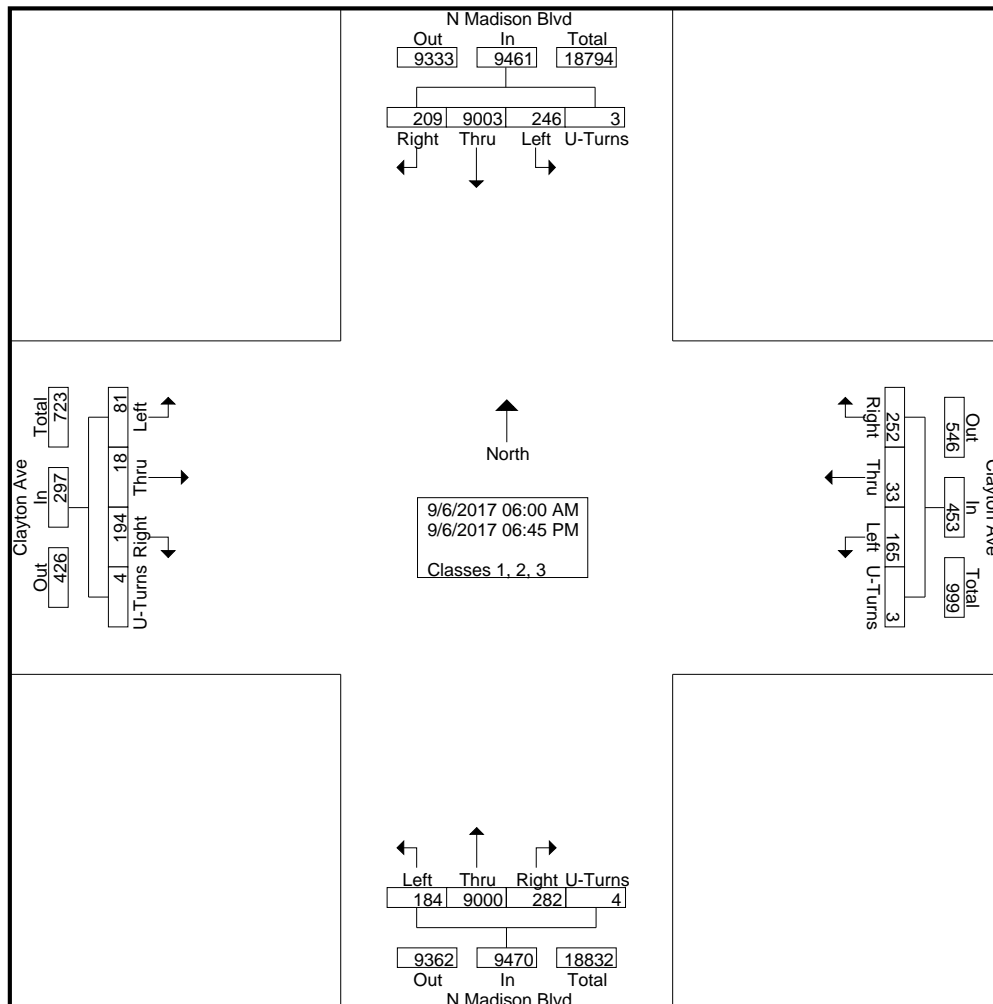
Site Code : 14473019

Start Date : 9/6/2017

Page No : 2

Groups Printed- Classes 1, 2, 3

Start Time	N Madison Blvd Southbound					Clayton Ave Westbound					N Madison Blvd Northbound					Clayton Ave Eastbound					Int. Total
	Right	Thru	Left	U-Turns	App. Total	Right	Thru	Left	U-Turns	App. Total	Right	Thru	Left	U-Turns	App. Total	Right	Thru	Left	U-Turns	App. Total	
04:00 PM	2	191	4	0	197	9	1	3	0	13	3	219	3	0	225	2	0	3	0	5	440
04:15 PM	4	200	5	0	209	6	0	6	0	12	8	229	5	0	242	4	0	2	0	6	469
04:30 PM	4	199	5	0	208	3	2	5	0	10	3	242	2	0	247	6	0	6	0	12	477
04:45 PM	4	198	3	0	205	7	2	2	0	11	9	220	5	0	234	2	0	0	0	2	452
Total	14	788	17	0	819	25	5	16	0	46	23	910	15	0	948	14	0	11	0	25	1838
05:00 PM	8	218	6	0	232	8	2	4	0	14	0	274	7	0	281	7	0	1	0	8	535
05:15 PM	8	196	3	0	207	6	0	3	0	9	4	265	2	0	271	4	0	3	0	7	494
05:30 PM	5	190	2	0	197	7	0	0	1	8	5	186	6	0	197	5	0	1	0	6	408
05:45 PM	7	179	2	0	188	6	0	2	0	8	3	226	7	0	236	7	0	0	0	7	439
Total	28	783	13	0	824	27	2	9	1	39	12	951	22	0	985	23	0	5	0	28	1876
06:00 PM	6	205	8	1	220	7	0	1	1	9	2	210	0	1	213	6	0	3	0	9	451
06:15 PM	2	151	4	0	157	6	1	0	0	7	8	177	5	0	190	4	0	5	1	10	364
06:30 PM	3	149	6	0	158	2	0	5	0	7	5	163	0	0	168	4	0	1	0	5	338
06:45 PM	3	155	1	0	159	5	0	1	0	6	4	170	4	0	178	1	0	1	0	2	345
Total	14	660	19	1	694	20	1	7	1	29	19	720	9	1	749	15	0	10	1	26	1498
Grand Total	209	9003	246	3	9461	252	33	165	3	453	282	9000	184	4	9470	194	18	81	4	297	19681
Apprch %	2.2	95.2	2.6	0		55.6	7.3	36.4	0.7		3	95	1.9	0		65.3	6.1	27.3	1.3		
Total %	1.1	45.7	1.2	0	48.1	1.3	0.2	0.8	0	2.3	1.4	45.7	0.9	0	48.1	1	0.1	0.4	0	1.5	

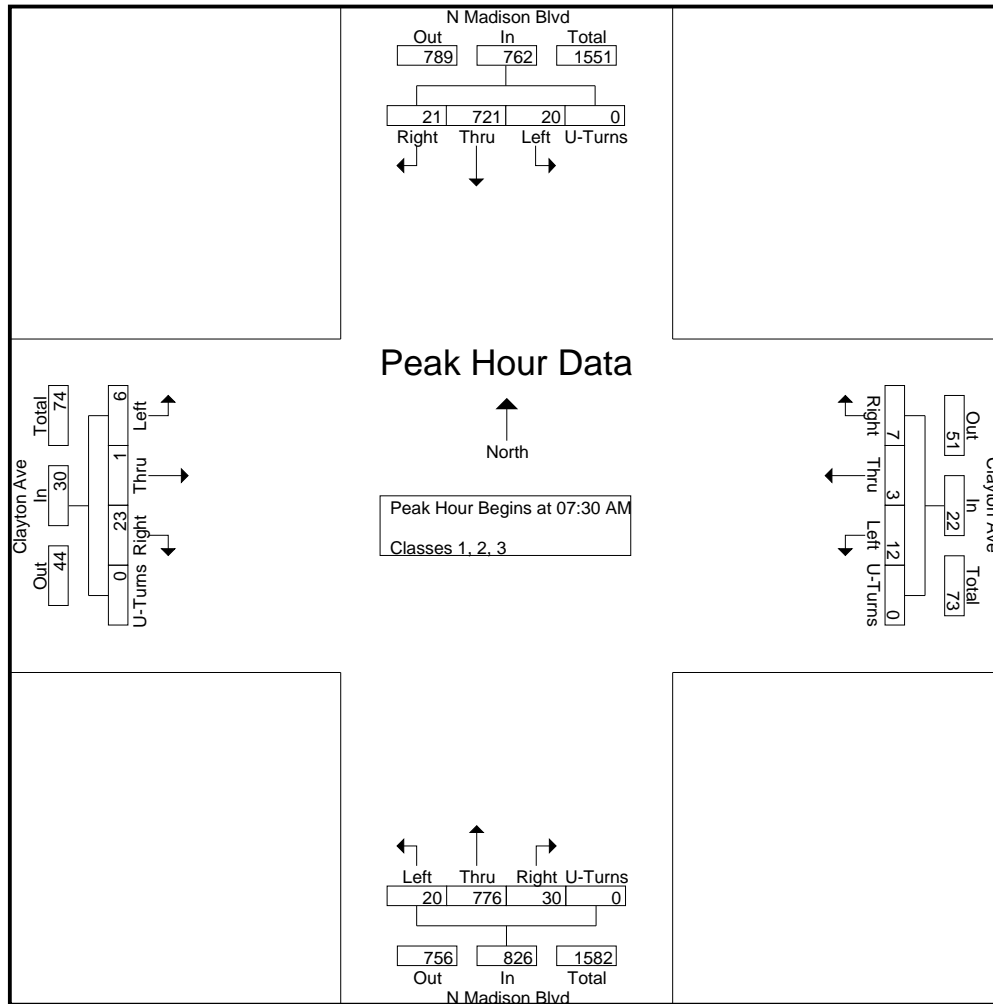


Quality Counts, LLC

920 Blairhill Rd, STE B106
Charlotte, NC 28217

File Name : 14473019 - N Madison Blvd & Clayton Ave
Site Code : 14473019
Start Date : 9/6/2017
Page No : 3

Start Time	N Madison Blvd Southbound					Clayton Ave Westbound					N Madison Blvd Northbound					Clayton Ave Eastbound					Int. Total
	Right	Thru	Left	U-Turns	App. Total	Right	Thru	Left	U-Turns	App. Total	Right	Thru	Left	U-Turns	App. Total	Right	Thru	Left	U-Turns	App. Total	
Peak Hour Analysis From 06:00 AM to 09:45 AM - Peak 1 of 1																					
Peak Hour for Entire Intersection Begins at 07:30 AM																					
07:30 AM	7	153	4	0	164	1	1	2	0	4	5	209	3	0	217	6	0	1	0	7	392
07:45 AM	6	206	3	0	215	4	1	5	0	10	9	241	7	0	257	4	0	2	0	6	488
08:00 AM	6	184	5	0	195	2	0	3	0	5	7	191	6	0	204	7	0	2	0	9	413
08:15 AM	2	178	8	0	188	0	1	2	0	3	9	135	4	0	148	6	1	1	0	8	347
Total Volume	21	721	20	0	762	7	3	12	0	22	30	776	20	0	826	23	1	6	0	30	1640
% App. Total	2.8	94.6	2.6	0		31.8	13.6	54.5	0		3.6	93.9	2.4	0		76.7	3.3	20	0		
PHF	.750	.875	.625	.000	.886	.438	.750	.600	.000	.550	.833	.805	.714	.000	.804	.821	.250	.750	.000	.833	.840



Quality Counts, LLC

920 Blairhill Rd, STE B106
Charlotte, NC 28217

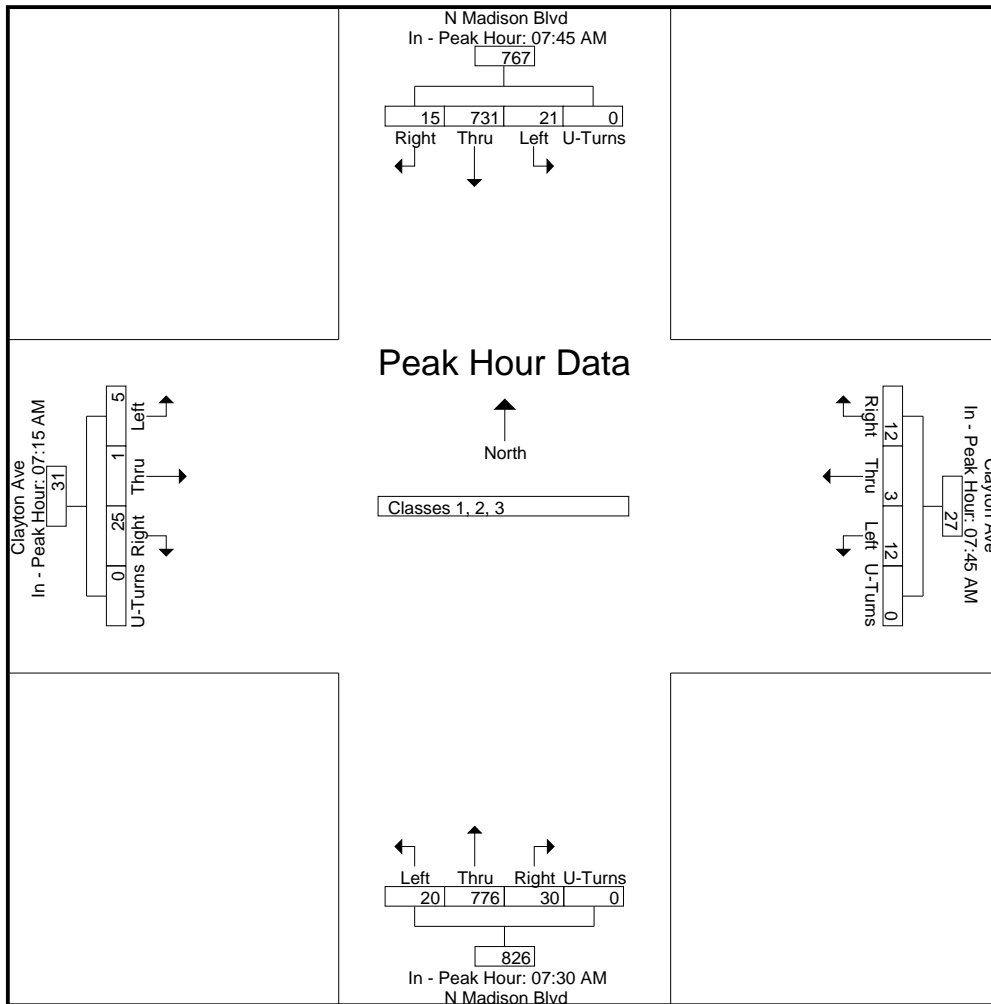
File Name : 14473019 - N Madison Blvd & Clayton Ave
Site Code : 14473019
Start Date : 9/6/2017
Page No : 4

Start Time	N Madison Blvd Southbound					Clayton Ave Westbound					N Madison Blvd Northbound					Clayton Ave Eastbound					Int. Total
	Right	Thru	Left	U-Turns	App. Total	Right	Thru	Left	U-Turns	App. Total	Right	Thru	Left	U-Turns	App. Total	Right	Thru	Left	U-Turns	App. Total	

Peak Hour Analysis From 06:00 AM to 09:45 AM - Peak 1 of 1

Peak Hour for Each Approach Begins at:

	07:45 AM					07:45 AM					07:30 AM					07:15 AM				
+0 mins.	6	206	3	0	215	4	1	5	0	10	5	209	3	0	217	8	1	0	0	9
+15 mins.	6	184	5	0	195	2	0	3	0	5	9	241	7	0	257	6	0	1	0	7
+30 mins.	2	178	8	0	188	0	1	2	0	3	7	191	6	0	204	4	0	2	0	6
+45 mins.	1	163	5	0	169	6	1	2	0	9	9	135	4	0	148	7	0	2	0	9
Total Volume	15	731	21	0	767	12	3	12	0	27	30	776	20	0	826	25	1	5	0	31
% App. Total	2	95.3	2.7	0		44.4	11.1	44.4	0		3.6	93.9	2.4	0		80.6	3.2	16.1	0	
PHF	.625	.887	.656	.000	.892	.500	.750	.600	.000	.675	.833	.805	.714	.000	.804	.781	.250	.625	.000	.861

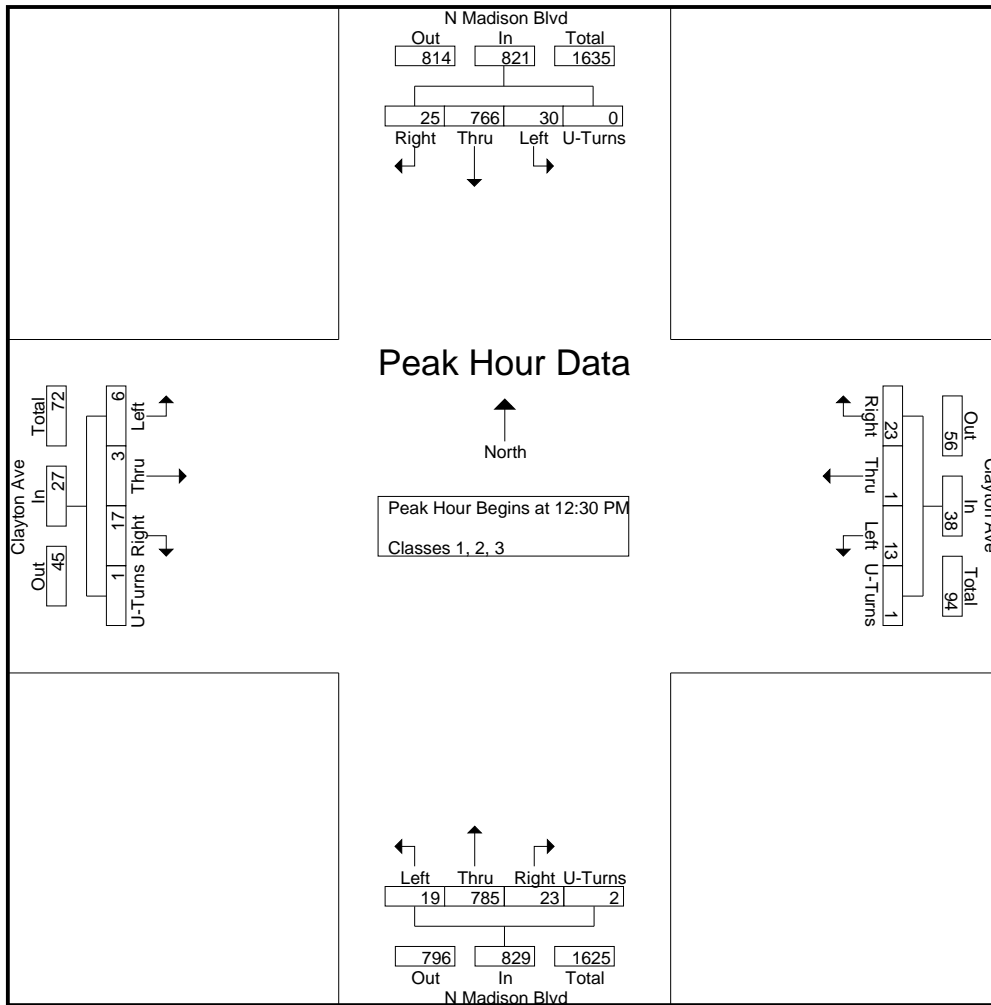


Quality Counts, LLC

920 Blairhill Rd, STE B106
Charlotte, NC 28217

File Name : 14473019 - N Madison Blvd & Clayton Ave
Site Code : 14473019
Start Date : 9/6/2017
Page No : 5

Start Time	N Madison Blvd Southbound					Clayton Ave Westbound					N Madison Blvd Northbound					Clayton Ave Eastbound					Int. Total
	Right	Thru	Left	U-Turns	App. Total	Right	Thru	Left	U-Turns	App. Total	Right	Thru	Left	U-Turns	App. Total	Right	Thru	Left	U-Turns	App. Total	
Peak Hour Analysis From 10:00 AM to 02:45 PM - Peak 1 of 1																					
Peak Hour for Entire Intersection Begins at 12:30 PM																					
12:30 PM	8	177	12	0	197	5	0	3	0	8	7	193	5	0	205	6	0	1	0	7	417
12:45 PM	3	206	5	0	214	2	1	3	0	6	6	222	4	0	232	6	1	1	1	9	461
01:00 PM	4	201	9	0	214	11	0	2	0	13	3	173	7	2	185	4	1	1	0	6	418
01:15 PM	10	182	4	0	196	5	0	5	1	11	7	197	3	0	207	1	1	3	0	5	419
Total Volume	25	766	30	0	821	23	1	13	1	38	23	785	19	2	829	17	3	6	1	27	1715
% App. Total	3	93.3	3.7	0		60.5	2.6	34.2	2.6		2.8	94.7	2.3	0.2		63	11.1	22.2	3.7		
PHF	.625	.930	.625	.000	.959	.523	.250	.650	.250	.731	.821	.884	.679	.250	.893	.708	.750	.500	.250	.750	.930



Quality Counts, LLC

920 Blairhill Rd, STE B106
Charlotte, NC 28217

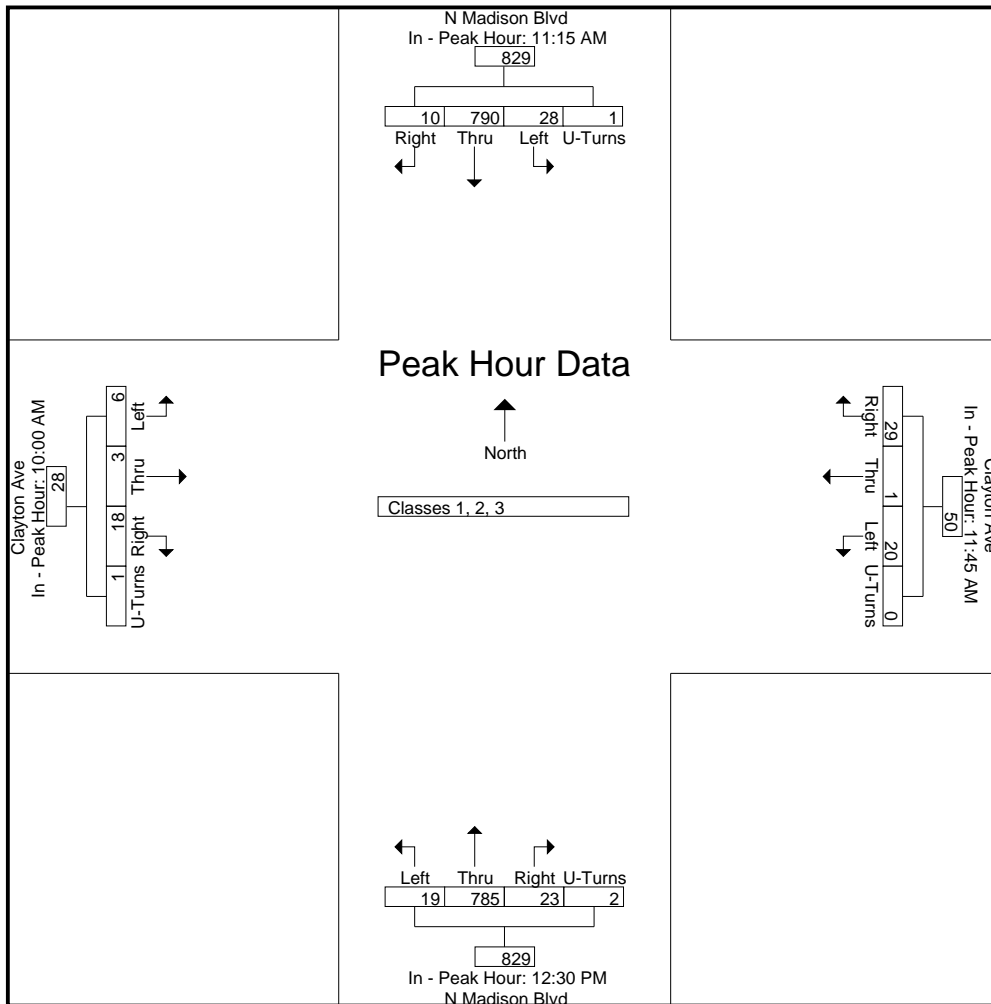
File Name : 14473019 - N Madison Blvd & Clayton Ave
Site Code : 14473019
Start Date : 9/6/2017
Page No : 6

Start Time	N Madison Blvd Southbound					Clayton Ave Westbound					N Madison Blvd Northbound					Clayton Ave Eastbound					Int. Total
	Right	Thru	Left	U-Turns	App. Total	Right	Thru	Left	U-Turns	App. Total	Right	Thru	Left	U-Turns	App. Total	Right	Thru	Left	U-Turns	App. Total	

Peak Hour Analysis From 10:00 AM to 02:45 PM - Peak 1 of 1

Peak Hour for Each Approach Begins at:

	11:15 AM					11:45 AM					12:30 PM					10:00 AM				
+0 mins.	3	194	8	0	205	10	1	3	0	14	7	193	5	0	205	7	0	0	0	7
+15 mins.	2	182	5	0	189	8	0	5	0	13	6	222	4	0	232	3	2	1	1	7
+30 mins.	2	205	6	1	214	6	0	9	0	15	3	173	7	2	185	4	0	4	0	8
+45 mins.	3	209	9	0	221	5	0	3	0	8	7	197	3	0	207	4	1	1	0	6
Total Volume	10	790	28	1	829	29	1	20	0	50	23	785	19	2	829	18	3	6	1	28
% App. Total	1.2	95.3	3.4	0.1		58	2	40	0		2.8	94.7	2.3	0.2		64.3	10.7	21.4	3.6	
PHF	.833	.945	.778	.250	.938	.725	.250	.556	.000	.833	.821	.884	.679	.250	.893	.643	.375	.375	.250	.875

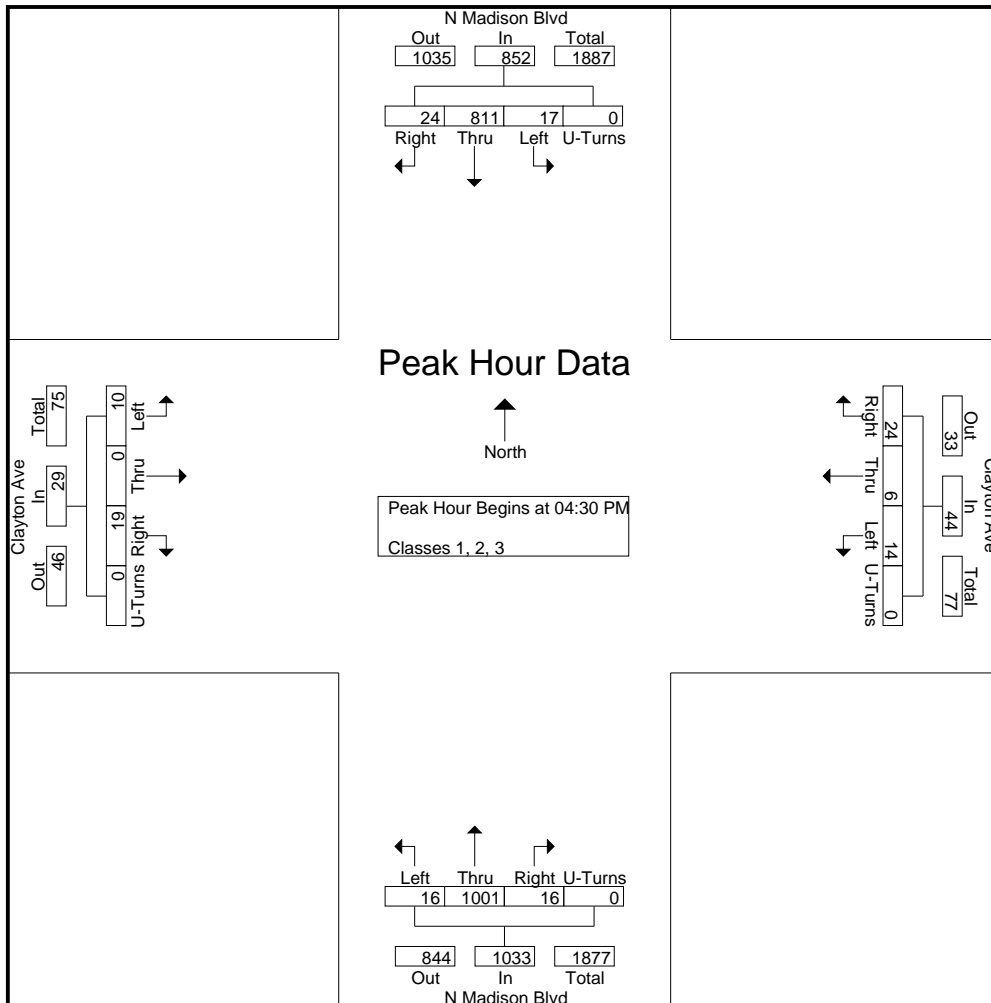


Quality Counts, LLC

920 Blairhill Rd, STE B106
Charlotte, NC 28217

File Name : 14473019 - N Madison Blvd & Clayton Ave
Site Code : 14473019
Start Date : 9/6/2017
Page No : 7

Start Time	N Madison Blvd Southbound					Clayton Ave Westbound					N Madison Blvd Northbound					Clayton Ave Eastbound					Int. Total
	Right	Thru	Left	U-Turns	App. Total	Right	Thru	Left	U-Turns	App. Total	Right	Thru	Left	U-Turns	App. Total	Right	Thru	Left	U-Turns	App. Total	
Peak Hour Analysis From 03:00 PM to 06:45 PM - Peak 1 of 1																					
Peak Hour for Entire Intersection Begins at 04:30 PM																					
04:30 PM	4	199	5	0	208	3	2	5	0	10	3	242	2	0	247	6	0	6	0	12	477
04:45 PM	4	198	3	0	205	7	2	2	0	11	9	220	5	0	234	2	0	0	0	2	452
05:00 PM	8	218	6	0	232	8	2	4	0	14	0	274	7	0	281	7	0	1	0	8	535
05:15 PM	8	196	3	0	207	6	0	3	0	9	4	265	2	0	271	4	0	3	0	7	494
Total Volume	24	811	17	0	852	24	6	14	0	44	16	1001	16	0	1033	19	0	10	0	29	1958
% App. Total	2.8	95.2	2	0		54.5	13.6	31.8	0		1.5	96.9	1.5	0		65.5	0	34.5	0		
PHF	.750	.930	.708	.000	.918	.750	.750	.700	.000	.786	.444	.913	.571	.000	.919	.679	.000	.417	.000	.604	.915



Quality Counts, LLC

920 Blairhill Rd, STE B106
Charlotte, NC 28217

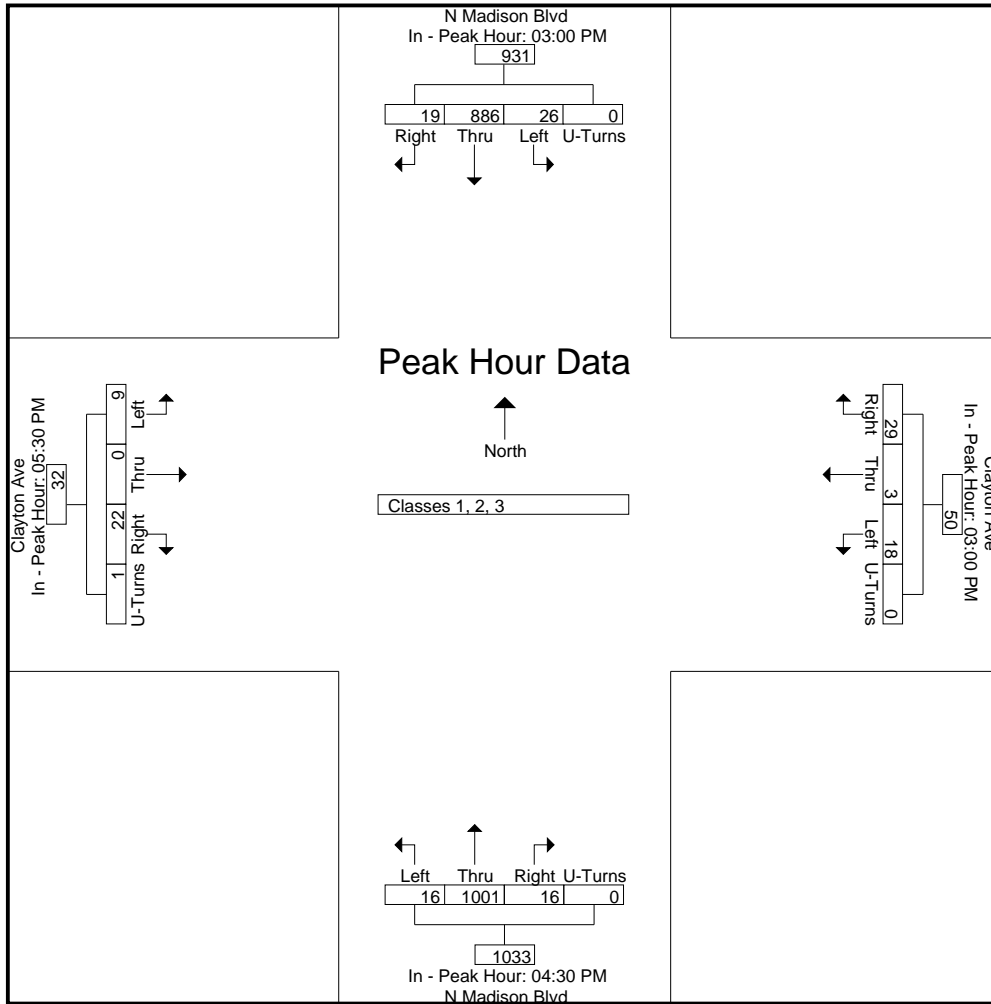
File Name : 14473019 - N Madison Blvd & Clayton Ave
Site Code : 14473019
Start Date : 9/6/2017
Page No : 8

Start Time	N Madison Blvd Southbound					Clayton Ave Westbound					N Madison Blvd Northbound					Clayton Ave Eastbound					Int. Total
	Right	Thru	Left	U-Turns	App. Total	Right	Thru	Left	U-Turns	App. Total	Right	Thru	Left	U-Turns	App. Total	Right	Thru	Left	U-Turns	App. Total	

Peak Hour Analysis From 03:00 PM to 06:45 PM - Peak 1 of 1

Peak Hour for Each Approach Begins at:

	03:00 PM					03:00 PM					04:30 PM					05:30 PM				
+0 mins.	2	238	5	0	245	6	1	6	0	13	3	242	2	0	247	5	0	1	0	6
+15 mins.	4	209	5	0	218	8	1	4	0	13	9	220	5	0	234	7	0	0	0	7
+30 mins.	9	220	6	0	235	9	1	3	0	13	0	274	7	0	281	6	0	3	0	9
+45 mins.	4	219	10	0	233	6	0	5	0	11	4	265	2	0	271	4	0	5	1	10
Total Volume	19	886	26	0	931	29	3	18	0	50	16	1001	16	0	1033	22	0	9	1	32
% App. Total	2	95.2	2.8	0		58	6	36	0		1.5	96.9	1.5	0		68.8	0	28.1	3.1	
PHF	.528	.931	.650	.000	.950	.806	.750	.750	.000	.962	.444	.913	.571	.000	.919	.786	.000	.450	.250	.800



Quality Counts, LLC

920 Blairhill Rd, STE B106
Charlotte, NC 28217

File Name : 14473019 - N Madison Blvd & Clayton Ave

Site Code : 14473019

Start Date : 9/6/2017

Page No : 1

Groups Printed- Classes 4, 5, 6, 7

Start Time	N Madison Blvd Southbound					Clayton Ave Westbound					N Madison Blvd Northbound					Clayton Ave Eastbound					Int. Total	
	Right	Thru	Left	U-Turns	App. Total	Right	Thru	Left	U-Turns	App. Total	Right	Thru	Left	U-Turns	App. Total	Right	Thru	Left	U-Turns	App. Total		
06:00 AM	0	5	0	0	5	0	0	0	0	0	0	3	0	0	3	0	0	0	0	0	0	8
06:15 AM	0	5	0	0	5	0	0	0	0	0	0	1	1	0	2	0	0	0	0	0	0	7
06:30 AM	0	5	0	0	5	0	0	0	0	0	0	1	0	0	1	0	0	0	0	0	0	6
06:45 AM	0	5	0	0	5	1	0	0	0	1	0	1	0	0	1	0	0	1	0	1	1	8
Total	0	20	0	0	20	1	0	0	0	1	0	6	1	0	7	0	0	1	0	1	1	29
07:00 AM	0	4	0	0	4	0	0	0	0	0	0	2	0	0	2	0	0	0	0	0	0	6
07:15 AM	0	5	0	0	5	0	0	0	0	0	0	9	0	0	9	0	0	0	0	0	0	14
07:30 AM	0	3	0	0	3	0	0	0	0	0	0	12	1	0	13	1	0	0	0	1	1	17
07:45 AM	0	10	0	0	10	0	0	0	0	0	0	14	0	0	14	0	0	0	0	0	0	24
Total	0	22	0	0	22	0	0	0	0	0	0	37	1	0	38	1	0	0	0	1	1	61
08:00 AM	0	6	0	0	6	0	0	0	0	0	0	8	0	0	8	0	0	0	0	0	0	14
08:15 AM	0	9	0	0	9	0	0	0	0	0	0	4	0	0	4	0	0	1	0	1	1	14
08:30 AM	0	3	0	0	3	0	0	0	0	0	0	12	0	0	12	0	0	0	0	0	0	15
08:45 AM	0	6	0	0	6	0	0	0	0	0	0	4	0	0	4	0	0	0	0	0	0	10
Total	0	24	0	0	24	0	0	0	0	0	0	28	0	0	28	0	0	1	0	1	1	53
09:00 AM	0	3	0	0	3	0	0	0	0	0	0	5	0	0	5	0	0	0	0	0	0	8
09:15 AM	0	6	0	0	6	0	0	0	0	0	0	3	0	0	3	0	0	0	0	0	0	9
09:30 AM	0	1	0	0	1	0	0	0	0	0	0	7	0	0	7	0	0	0	0	0	0	8
09:45 AM	0	3	0	0	3	1	0	1	0	2	0	6	1	0	7	0	0	1	0	1	1	13
Total	0	13	0	0	13	1	0	1	0	2	0	21	1	0	22	0	0	1	0	1	1	38
10:00 AM	0	6	0	0	6	0	0	0	0	0	0	3	0	0	3	0	0	0	0	0	0	9
10:15 AM	0	3	0	0	3	0	0	0	0	0	0	3	0	0	3	0	0	0	0	0	0	6
10:30 AM	0	5	0	0	5	0	0	1	0	1	0	3	0	0	3	0	0	0	0	0	0	9
10:45 AM	0	2	0	0	2	0	0	0	0	0	0	7	0	0	7	0	0	0	0	0	0	9
Total	0	16	0	0	16	0	0	1	0	1	0	16	0	0	16	0	0	0	0	0	0	33
11:00 AM	0	8	0	0	8	0	0	0	0	0	0	5	0	0	5	0	0	0	0	0	0	13
11:15 AM	0	5	0	0	5	0	0	0	0	0	0	4	0	0	4	0	0	0	0	0	0	9
11:30 AM	0	3	0	0	3	0	0	0	0	0	0	6	0	0	6	0	0	0	0	0	0	9
11:45 AM	0	7	0	0	7	0	0	0	0	0	0	9	0	0	9	0	0	0	0	0	0	16
Total	0	23	0	0	23	0	0	0	0	0	0	24	0	0	24	0	0	0	0	0	0	47
12:00 PM	0	5	0	0	5	0	0	0	0	0	0	4	0	0	4	0	0	0	0	0	0	9
12:15 PM	0	7	0	0	7	0	0	1	0	1	0	7	0	0	7	0	0	0	0	0	0	15
12:30 PM	0	5	0	0	5	0	0	0	0	0	0	5	0	0	5	0	0	0	0	0	0	10
12:45 PM	0	3	0	0	3	0	0	0	0	0	0	8	1	0	9	0	0	0	0	0	0	12
Total	0	20	0	0	20	0	0	1	0	1	0	24	1	0	25	0	0	0	0	0	0	46
01:00 PM	0	6	0	0	6	0	0	0	0	0	0	7	0	0	7	0	0	0	0	0	0	13
01:15 PM	0	7	0	0	7	0	0	0	0	0	0	4	0	0	4	0	0	0	0	0	0	11
01:30 PM	0	1	0	0	1	0	0	0	0	0	1	5	0	0	6	0	0	0	0	0	0	7
01:45 PM	0	5	0	0	5	0	0	0	0	0	0	6	0	0	6	0	0	0	0	0	0	11
Total	0	19	0	0	19	0	0	0	0	0	1	22	0	0	23	0	0	0	0	0	0	42
02:00 PM	0	5	0	0	5	0	0	0	0	0	1	2	0	0	3	1	0	0	0	1	1	9
02:15 PM	1	3	0	0	4	0	0	0	0	0	0	4	0	0	4	0	0	0	0	0	0	8
02:30 PM	0	7	0	0	7	0	0	0	0	0	0	8	0	0	8	1	1	0	0	2	2	17
02:45 PM	0	20	0	0	20	0	0	0	0	0	0	10	0	0	10	0	0	0	0	0	0	30
Total	1	35	0	0	36	0	0	0	0	0	1	24	0	0	25	2	1	0	0	3	3	64
03:00 PM	0	15	0	0	15	0	0	0	0	0	0	10	1	0	11	0	0	0	0	0	0	26
03:15 PM	0	4	0	0	4	0	0	0	0	0	0	7	0	0	7	2	0	0	0	2	2	13
03:30 PM	0	5	0	0	5	0	0	0	0	0	1	3	0	0	4	0	0	0	0	0	0	9
03:45 PM	0	2	0	0	2	0	0	0	0	0	0	4	0	0	4	0	0	0	0	0	0	6
Total	0	26	0	0	26	0	0	0	0	0	1	24	1	0	26	2	0	0	0	2	2	54

Quality Counts, LLC

920 Blairhill Rd, STE B106
Charlotte, NC 28217

File Name : 14473019 - N Madison Blvd & Clayton Ave

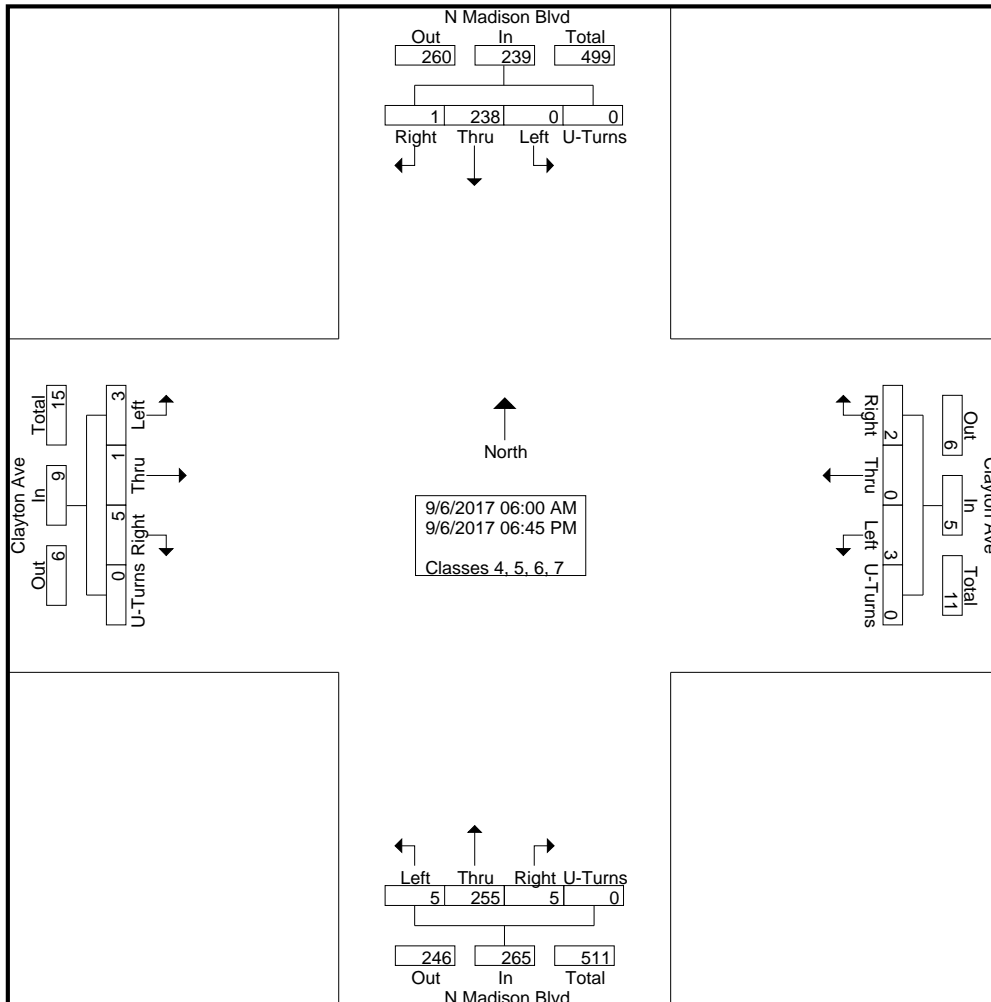
Site Code : 14473019

Start Date : 9/6/2017

Page No : 2

Groups Printed- Classes 4, 5, 6, 7

Start Time	N Madison Blvd Southbound					Clayton Ave Westbound					N Madison Blvd Northbound					Clayton Ave Eastbound					Int. Total
	Right	Thru	Left	U-Turns	App. Total	Right	Thru	Left	U-Turns	App. Total	Right	Thru	Left	U-Turns	App. Total	Right	Thru	Left	U-Turns	App. Total	
04:00 PM	0	5	0	0	5	0	0	0	0	0	1	5	0	0	6	0	0	0	0	0	0
04:15 PM	0	2	0	0	2	0	0	0	0	0	0	3	0	0	3	0	0	0	0	0	0
04:30 PM	0	2	0	0	2	0	0	0	0	0	0	4	0	0	4	0	0	0	0	0	0
04:45 PM	0	0	0	0	0	0	0	0	0	0	0	2	0	0	2	0	0	0	0	0	0
Total	0	9	0	0	9	0	0	0	0	0	1	14	0	0	15	0	0	0	0	0	0
05:00 PM	0	2	0	0	2	0	0	0	0	0	0	2	0	0	2	0	0	0	0	0	0
05:15 PM	0	1	0	0	1	0	0	0	0	0	0	3	0	0	3	0	0	0	0	0	0
05:30 PM	0	3	0	0	3	0	0	0	0	0	0	0	0	0	0	0	0	0	0	0	0
05:45 PM	0	0	0	0	0	0	0	0	0	0	0	4	0	0	4	0	0	0	0	0	0
Total	0	6	0	0	6	0	0	0	0	0	0	9	0	0	9	0	0	0	0	0	0
06:00 PM	0	2	0	0	2	0	0	0	0	0	0	3	0	0	3	0	0	0	0	0	0
06:15 PM	0	1	0	0	1	0	0	0	0	0	1	2	0	0	3	0	0	0	0	0	0
06:30 PM	0	1	0	0	1	0	0	0	0	0	0	0	0	0	0	0	0	0	0	0	0
06:45 PM	0	1	0	0	1	0	0	0	0	0	0	1	0	0	1	0	0	0	0	0	0
Total	0	5	0	0	5	0	0	0	0	0	1	6	0	0	7	0	0	0	0	0	0
Grand Total	1	238	0	0	239	2	0	3	0	5	5	255	5	0	265	5	1	3	0	9	518
Apprch %	0.4	99.6	0	0		40	0	60	0		1.9	96.2	1.9	0		55.6	11.1	33.3	0		
Total %	0.2	45.9	0	0	46.1	0.4	0	0.6	0	1	1	49.2	1	0	51.2	1	0.2	0.6	0	1.7	

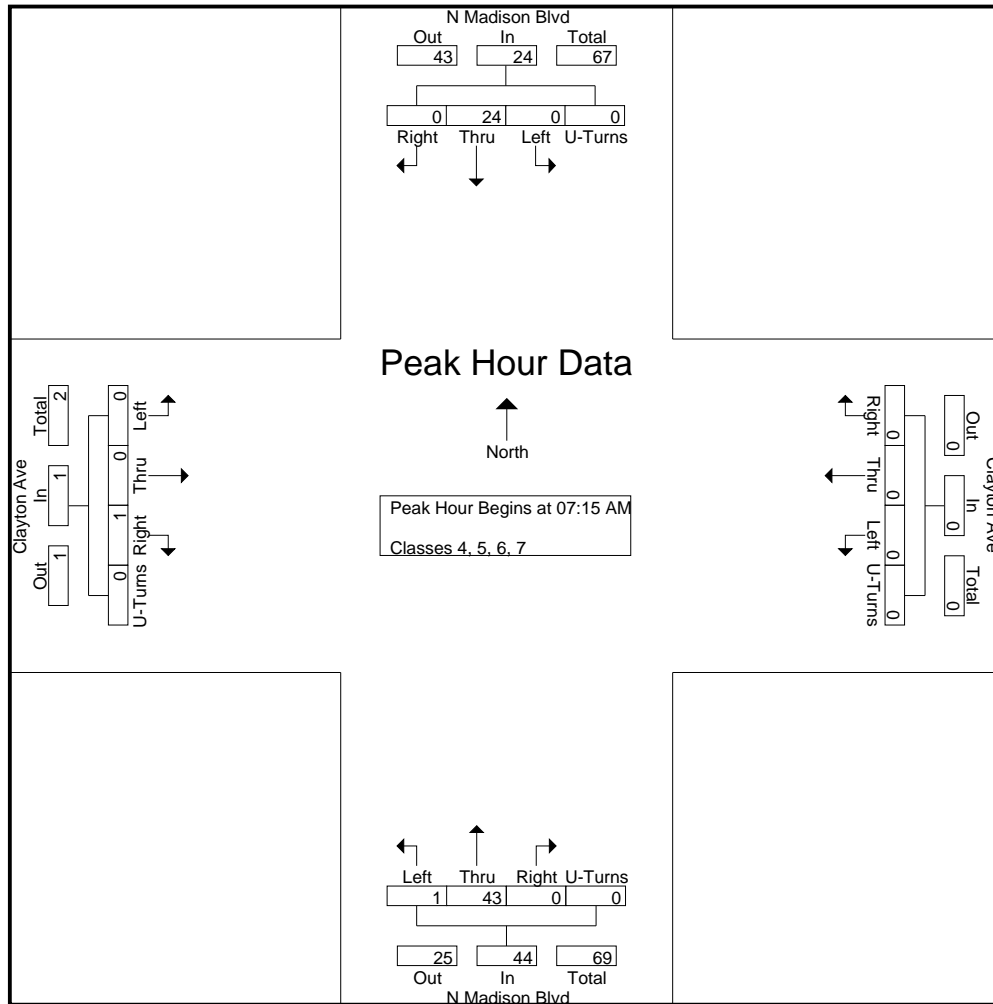


Quality Counts, LLC

920 Blairhill Rd, STE B106
Charlotte, NC 28217

File Name : 14473019 - N Madison Blvd & Clayton Ave
Site Code : 14473019
Start Date : 9/6/2017
Page No : 3

Start Time	N Madison Blvd Southbound					Clayton Ave Westbound					N Madison Blvd Northbound					Clayton Ave Eastbound					Int. Total	
	Right	Thru	Left	U-Turns	App. Total	Right	Thru	Left	U-Turns	App. Total	Right	Thru	Left	U-Turns	App. Total	Right	Thru	Left	U-Turns	App. Total		
Peak Hour Analysis From 06:00 AM to 09:45 AM - Peak 1 of 1																						
Peak Hour for Entire Intersection Begins at 07:15 AM																						
07:15 AM	0	5	0	0	5	0	0	0	0	0	0	9	0	0	9	0	0	0	0	0	0	14
07:30 AM	0	3	0	0	3	0	0	0	0	0	0	12	1	0	13	1	0	0	0	0	1	17
07:45 AM	0	10	0	0	10	0	0	0	0	0	0	14	0	0	14	0	0	0	0	0	0	24
08:00 AM	0	6	0	0	6	0	0	0	0	0	0	8	0	0	8	0	0	0	0	0	0	14
Total Volume	0	24	0	0	24	0	0	0	0	0	0	43	1	0	44	1	0	0	0	0	1	69
% App. Total	0	100	0	0		0	0	0	0		0	97.7	2.3	0		100	0	0	0			
PHF	.000	.600	.000	.000	.600	.000	.000	.000	.000	.000	.000	.768	.250	.000	.786	.250	.000	.000	.000	.250		.719



Quality Counts, LLC

920 Blairhill Rd, STE B106
Charlotte, NC 28217

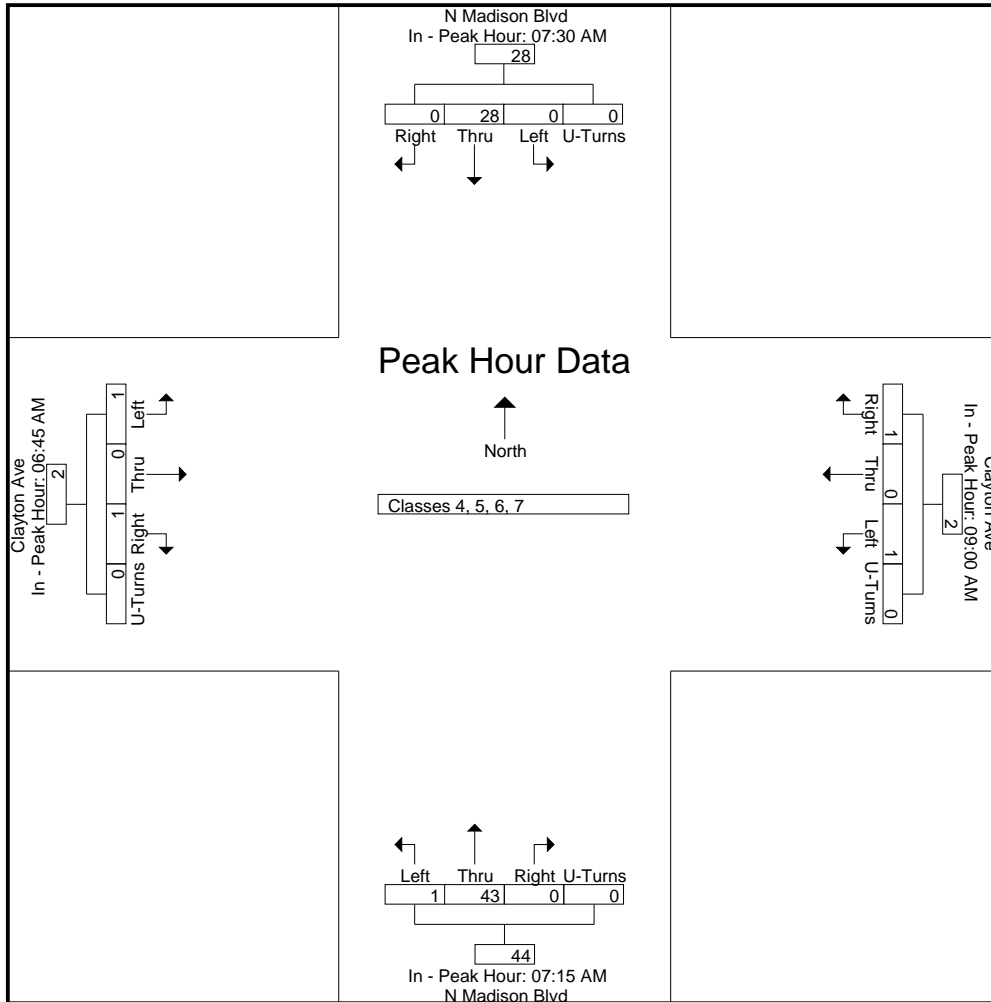
File Name : 14473019 - N Madison Blvd & Clayton Ave
Site Code : 14473019
Start Date : 9/6/2017
Page No : 4

Start Time	N Madison Blvd Southbound					Clayton Ave Westbound					N Madison Blvd Northbound					Clayton Ave Eastbound					Int. Total
	Right	Thru	Left	U-Turns	App. Total	Right	Thru	Left	U-Turns	App. Total	Right	Thru	Left	U-Turns	App. Total	Right	Thru	Left	U-Turns	App. Total	

Peak Hour Analysis From 06:00 AM to 09:45 AM - Peak 1 of 1

Peak Hour for Each Approach Begins at:

	07:30 AM					09:00 AM					07:15 AM					06:45 AM				
+0 mins.	0	3	0	0	3	0	0	0	0	0	0	9	0	0	9	0	0	1	0	1
+15 mins.	0	10	0	0	10	0	0	0	0	0	0	12	1	0	13	0	0	0	0	0
+30 mins.	0	6	0	0	6	0	0	0	0	0	0	14	0	0	14	0	0	0	0	0
+45 mins.	0	9	0	0	9	1	0	1	0	2	0	8	0	0	8	1	0	0	0	1
Total Volume	0	28	0	0	28	1	0	1	0	2	0	43	1	0	44	1	0	1	0	2
% App. Total	0	100	0	0		50	0	50	0		0	97.7	2.3	0		50	0	50	0	
PHF	.000	.700	.000	.000	.700	.250	.000	.250	.000	.250	.000	.768	.250	.000	.786	.250	.000	.250	.000	.500

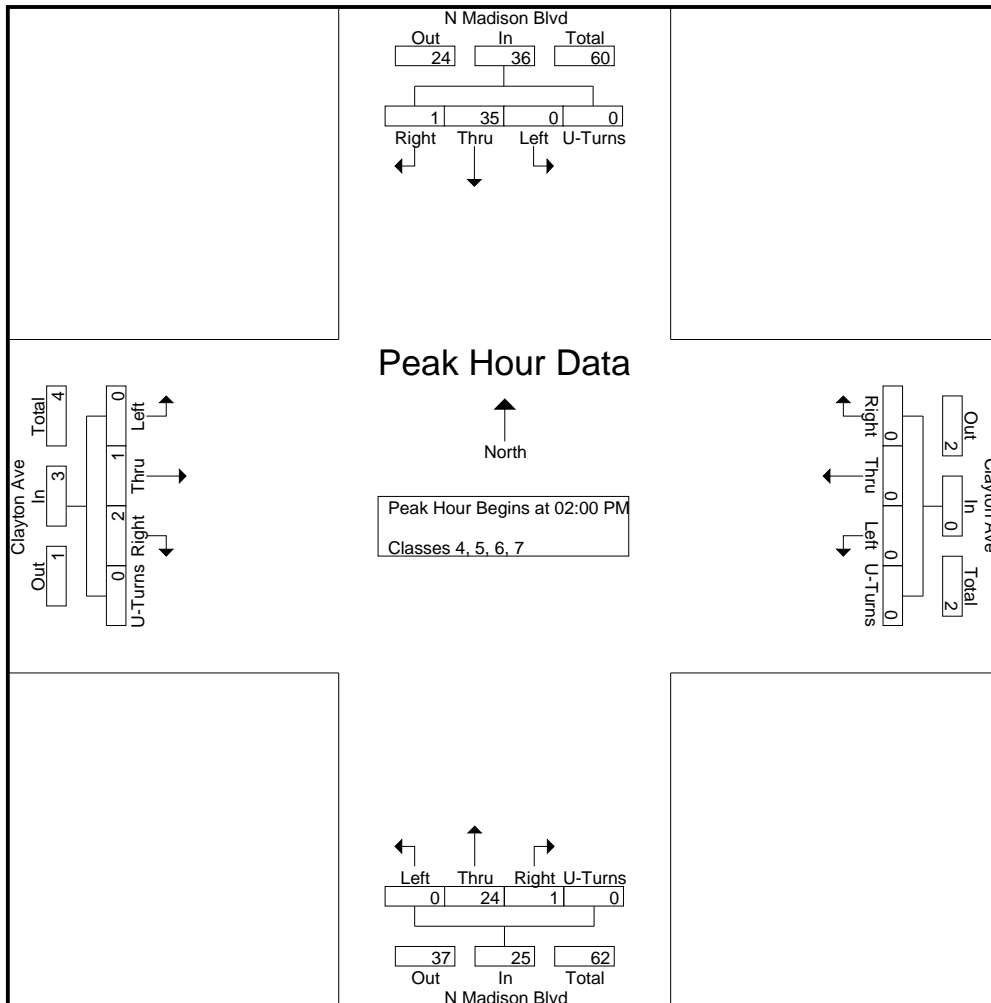


Quality Counts, LLC

920 Blairhill Rd, STE B106
Charlotte, NC 28217

File Name : 14473019 - N Madison Blvd & Clayton Ave
Site Code : 14473019
Start Date : 9/6/2017
Page No : 5

Start Time	N Madison Blvd Southbound					Clayton Ave Westbound					N Madison Blvd Northbound					Clayton Ave Eastbound					Int. Total
	Right	Thru	Left	U-Turns	App. Total	Right	Thru	Left	U-Turns	App. Total	Right	Thru	Left	U-Turns	App. Total	Right	Thru	Left	U-Turns	App. Total	
Peak Hour Analysis From 10:00 AM to 02:45 PM - Peak 1 of 1																					
Peak Hour for Entire Intersection Begins at 02:00 PM																					
02:00 PM	0	5	0	0	5	0	0	0	0	0	1	2	0	0	3	1	0	0	0	1	9
02:15 PM	1	3	0	0	4	0	0	0	0	0	0	4	0	0	4	0	0	0	0	0	8
02:30 PM	0	7	0	0	7	0	0	0	0	0	0	8	0	0	8	1	1	0	0	2	17
02:45 PM	0	20	0	0	20	0	0	0	0	0	0	10	0	0	10	0	0	0	0	0	30
Total Volume	1	35	0	0	36	0	0	0	0	0	1	24	0	0	25	2	1	0	0	3	64
% App. Total	2.8	97.2	0	0		0	0	0	0		4	96	0	0		66.7	33.3	0	0		
PHF	.250	.438	.000	.000	.450	.000	.000	.000	.000	.000	.250	.600	.000	.000	.625	.500	.250	.000	.000	.375	.533



Quality Counts, LLC

920 Blairhill Rd, STE B106
Charlotte, NC 28217

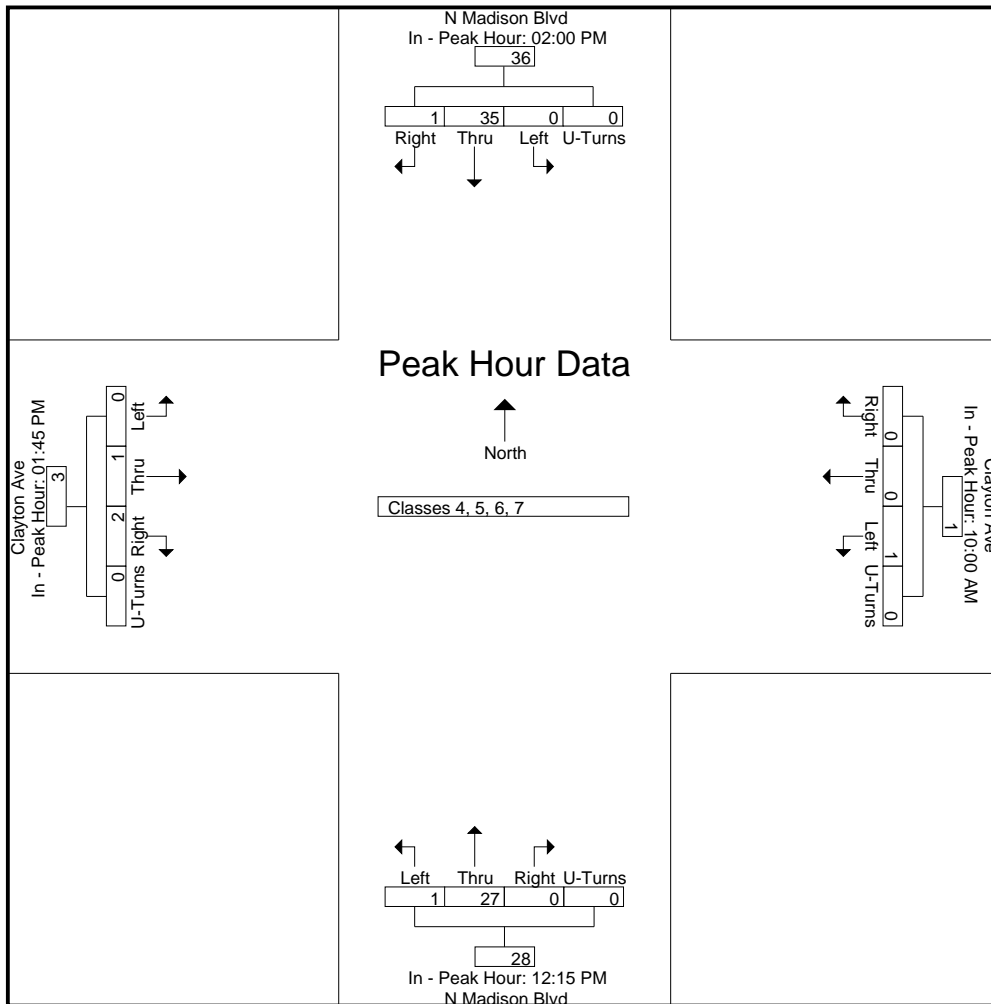
File Name : 14473019 - N Madison Blvd & Clayton Ave
Site Code : 14473019
Start Date : 9/6/2017
Page No : 6

Start Time	N Madison Blvd Southbound					Clayton Ave Westbound					N Madison Blvd Northbound					Clayton Ave Eastbound					Int. Total
	Right	Thru	Left	U-Turns	App. Total	Right	Thru	Left	U-Turns	App. Total	Right	Thru	Left	U-Turns	App. Total	Right	Thru	Left	U-Turns	App. Total	

Peak Hour Analysis From 10:00 AM to 02:45 PM - Peak 1 of 1

Peak Hour for Each Approach Begins at:

	02:00 PM					10:00 AM					12:15 PM					01:45 PM				
+0 mins.	0	5	0	0	5	0	0	0	0	0	0	7	0	0	7	0	0	0	0	0
+15 mins.	1	3	0	0	4	0	0	0	0	0	0	5	0	0	5	1	0	0	0	1
+30 mins.	0	7	0	0	7	0	0	1	0	1	0	8	1	0	9	0	0	0	0	0
+45 mins.	0	20	0	0	20	0	0	0	0	0	0	7	0	0	7	1	1	0	0	2
Total Volume	1	35	0	0	36	0	0	1	0	1	0	27	1	0	28	2	1	0	0	3
% App. Total	2.8	97.2	0	0		0	0	100	0		0	96.4	3.6	0		66.7	33.3	0	0	
PHF	.250	.438	.000	.000	.450	.000	.000	.250	.000	.250	.000	.844	.250	.000	.778	.500	.250	.000	.000	.375



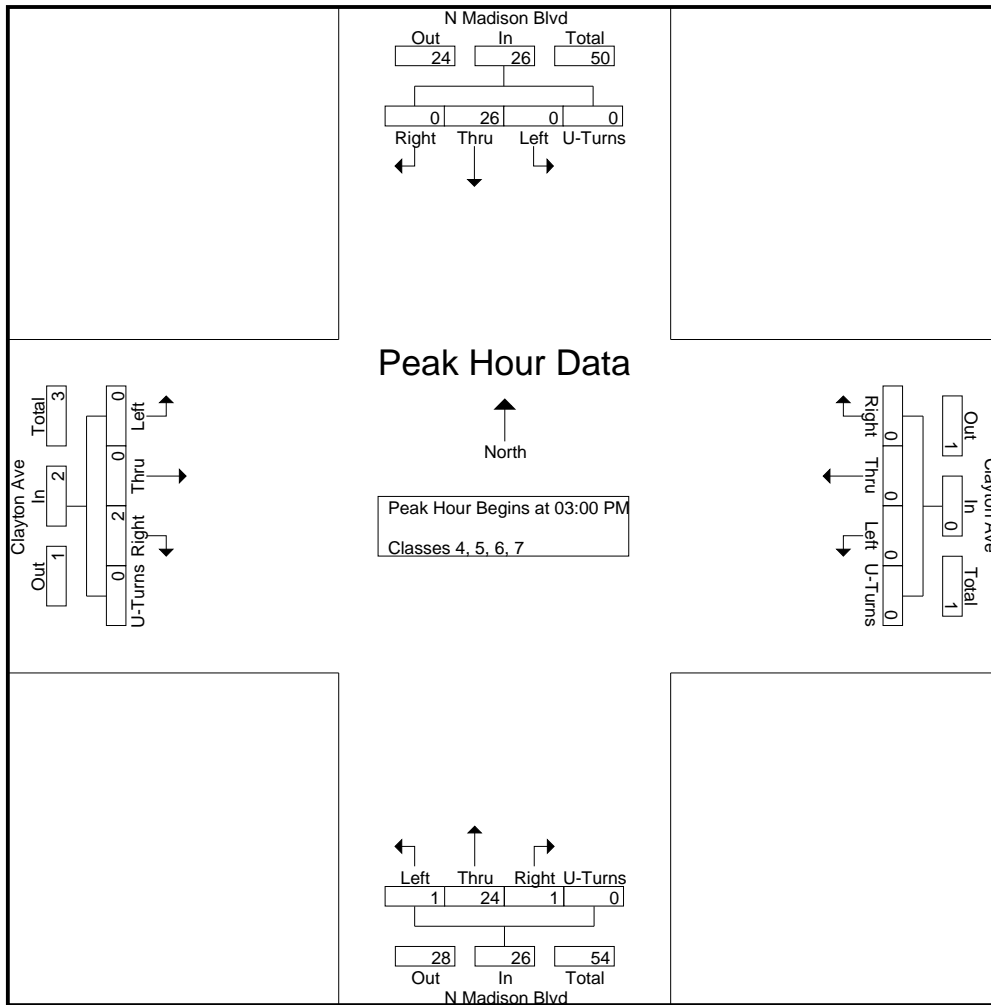
Quality Counts, LLC

920 Blairhill Rd, STE B106
Charlotte, NC 28217

File Name : 14473019 - N Madison Blvd & Clayton Ave
Site Code : 14473019
Start Date : 9/6/2017
Page No : 7

Start Time	N Madison Blvd Southbound					Clayton Ave Westbound					N Madison Blvd Northbound					Clayton Ave Eastbound					Int. Total
	Right	Thru	Left	U-Turns	App. Total	Right	Thru	Left	U-Turns	App. Total	Right	Thru	Left	U-Turns	App. Total	Right	Thru	Left	U-Turns	App. Total	
03:00 PM	0	15	0	0	15	0	0	0	0	0	0	10	1	0	11	0	0	0	0	0	26
03:15 PM	0	4	0	0	4	0	0	0	0	0	0	7	0	0	7	2	0	0	0	0	13
03:30 PM	0	5	0	0	5	0	0	0	0	0	1	3	0	0	4	0	0	0	0	0	9
03:45 PM	0	2	0	0	2	0	0	0	0	0	0	4	0	0	4	0	0	0	0	0	6
Total Volume	0	26	0	0	26	0	0	0	0	0	1	24	1	0	26	2	0	0	0	2	54
% App. Total	0	100	0	0		0	0	0	0		3.8	92.3	3.8	0		100	0	0	0		
PHF	.000	.433	.000	.000	.433	.000	.000	.000	.000	.000	.250	.600	.250	.000	.591	.250	.000	.000	.000	.250	.519

Peak Hour Analysis From 03:00 PM to 06:45 PM - Peak 1 of 1
Peak Hour for Entire Intersection Begins at 03:00 PM



Quality Counts, LLC

920 Blairhill Rd, STE B106
Charlotte, NC 28217

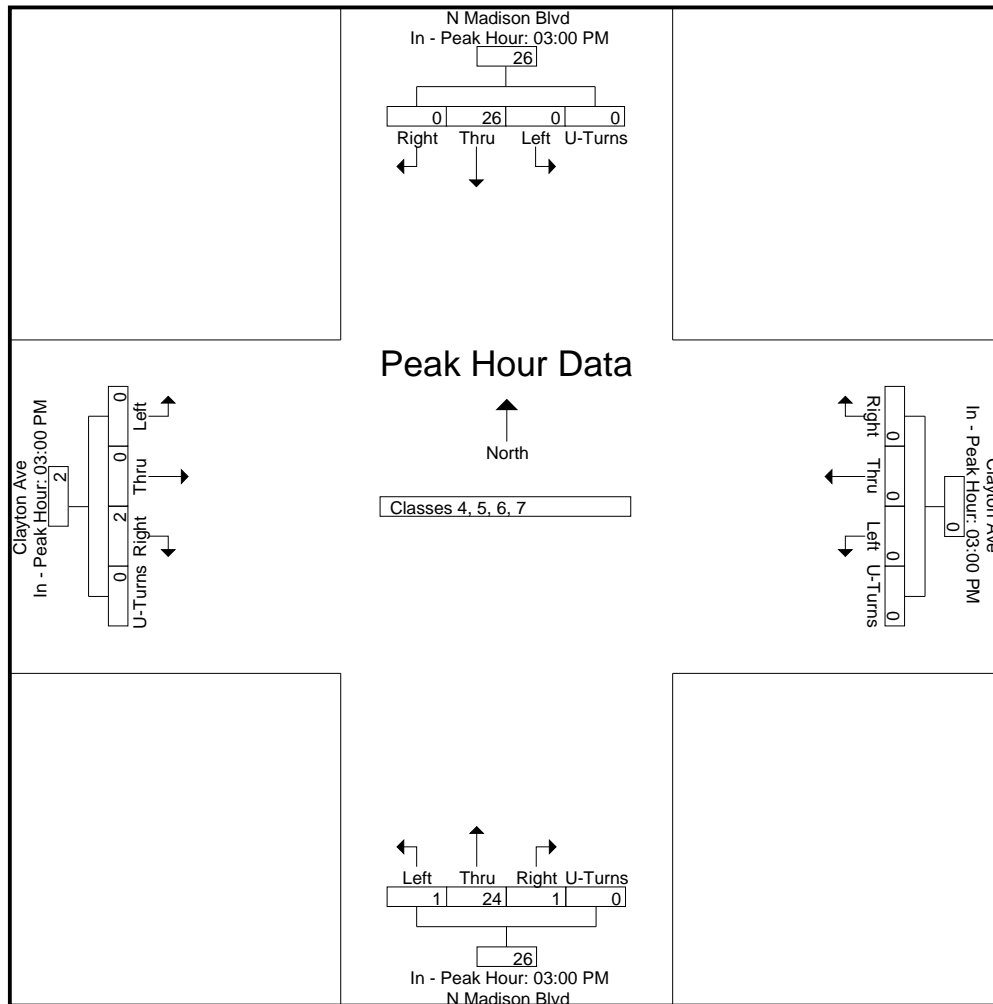
File Name : 14473019 - N Madison Blvd & Clayton Ave
Site Code : 14473019
Start Date : 9/6/2017
Page No : 8

Start Time	N Madison Blvd Southbound					Clayton Ave Westbound					N Madison Blvd Northbound					Clayton Ave Eastbound					Int. Total
	Right	Thru	Left	U-Turns	App. Total	Right	Thru	Left	U-Turns	App. Total	Right	Thru	Left	U-Turns	App. Total	Right	Thru	Left	U-Turns	App. Total	

Peak Hour Analysis From 03:00 PM to 06:45 PM - Peak 1 of 1

Peak Hour for Each Approach Begins at:

	03:00 PM					03:00 PM					03:00 PM					03:00 PM									
+0 mins.	0	15	0	0	15	0	0	0	0	0	0	10	1	0	11	0	0	0	0	0	0	0	0	0	0
+15 mins.	0	4	0	0	4	0	0	0	0	0	0	7	0	0	7	2	0	0	0	0	0	0	0	0	0
+30 mins.	0	5	0	0	5	0	0	0	0	0	1	3	0	0	4	0	0	0	0	0	0	0	0	0	0
+45 mins.	0	2	0	0	2	0	0	0	0	0	0	4	0	0	4	0	0	0	0	0	0	0	0	0	0
Total Volume	0	26	0	0	26	0	0	0	0	0	1	24	1	0	26	2	0	0	0	0	2	0	0	0	2
% App. Total	0	100	0	0		0	0	0	0		3.8	92.3	3.8	0		100	0	0	0		0	0	0	0	
PHF	.000	.433	.000	.000	.433	.000	.000	.000	.000	.000	.250	.600	.250	.000	.591	.250	.000	.000	.000	.250					



Quality Counts, LLC

920 Blairhill Rd, STE B106
Charlotte, NC 28217

File Name : 14473019 - N Madison Blvd & Clayton Ave

Site Code : 14473019

Start Date : 9/6/2017

Page No : 1

Groups Printed- Classes 8, 9, 10

Start Time	N Madison Blvd Southbound					Clayton Ave Westbound					N Madison Blvd Northbound					Clayton Ave Eastbound					Int. Total	
	Right	Thru	Left	U-Turns	App. Total	Right	Thru	Left	U-Turns	App. Total	Right	Thru	Left	U-Turns	App. Total	Right	Thru	Left	U-Turns	App. Total		
06:00 AM	0	2	0	0	2	0	0	0	0	0	0	0	0	0	0	0	0	0	0	0	0	2
06:15 AM	0	5	0	0	5	0	0	0	0	0	0	2	0	0	2	0	0	0	0	0	0	7
06:30 AM	0	2	0	0	2	0	0	0	0	0	0	0	0	0	0	0	0	0	0	0	0	2
06:45 AM	0	7	0	0	7	0	0	1	0	1	0	4	0	0	4	0	0	0	0	0	0	12
Total	0	16	0	0	16	0	0	1	0	1	0	6	0	0	6	0	0	0	0	0	0	23
07:00 AM	0	3	0	0	3	0	0	0	0	0	0	4	0	0	4	0	0	0	0	0	0	7
07:15 AM	0	2	0	0	2	0	0	0	0	0	0	3	0	0	3	0	0	0	0	0	0	5
07:30 AM	0	4	0	0	4	0	0	0	0	0	0	4	0	0	4	0	0	0	0	0	0	8
07:45 AM	0	2	0	0	2	0	0	0	0	0	1	6	0	0	7	0	0	0	0	0	0	9
Total	0	11	0	0	11	0	0	0	0	0	1	17	0	0	18	0	0	0	0	0	0	29
08:00 AM	0	3	0	0	3	0	0	1	0	1	0	10	0	0	10	0	0	0	0	0	0	14
08:15 AM	0	5	0	0	5	0	0	0	0	0	0	6	0	0	6	0	0	0	0	0	0	11
08:30 AM	0	6	0	0	6	0	0	0	0	0	0	10	0	0	10	0	0	0	0	0	0	16
08:45 AM	0	4	0	0	4	0	0	0	0	0	0	4	0	0	4	0	0	0	0	0	0	8
Total	0	18	0	0	18	0	0	1	0	1	0	30	0	0	30	0	0	0	0	0	0	49
09:00 AM	0	2	0	0	2	0	0	0	0	0	0	5	0	0	5	0	0	0	0	0	0	7
09:15 AM	0	8	0	0	8	0	0	0	0	0	0	6	0	0	6	0	0	0	0	0	0	14
09:30 AM	0	5	0	0	5	0	0	0	0	0	0	3	0	0	3	0	0	0	0	0	0	8
09:45 AM	0	5	0	0	5	0	0	0	0	0	0	4	0	0	4	0	0	0	0	0	0	9
Total	0	20	0	0	20	0	0	0	0	0	0	18	0	0	18	0	0	0	0	0	0	38
10:00 AM	0	7	0	0	7	0	0	0	0	0	0	5	0	0	5	0	0	0	0	0	0	12
10:15 AM	0	6	0	0	6	0	0	0	0	0	0	8	0	0	8	0	0	0	0	0	0	14
10:30 AM	0	1	0	0	1	0	0	0	0	0	0	6	0	0	6	0	0	0	0	0	0	7
10:45 AM	0	2	0	0	2	0	0	0	0	0	0	1	0	0	1	0	0	0	0	0	0	3
Total	0	16	0	0	16	0	0	0	0	0	0	20	0	0	20	0	0	0	0	0	0	36
11:00 AM	0	4	0	0	4	0	0	0	0	0	0	3	0	0	3	0	0	0	0	0	0	7
11:15 AM	0	4	0	0	4	0	0	0	0	0	0	6	0	0	6	0	0	0	0	0	0	10
11:30 AM	0	5	0	0	5	0	0	0	0	0	0	7	0	0	7	0	0	0	0	0	0	12
11:45 AM	0	3	0	0	3	0	0	0	0	0	0	4	0	0	4	0	0	0	0	0	0	7
Total	0	16	0	0	16	0	0	0	0	0	0	20	0	0	20	0	0	0	0	0	0	36
12:00 PM	0	5	0	0	5	0	0	0	0	0	1	5	0	0	6	0	0	0	0	0	0	11
12:15 PM	0	8	0	0	8	0	0	0	0	0	0	1	0	0	1	0	0	0	0	0	0	9
12:30 PM	0	5	0	0	5	0	0	0	0	0	0	6	0	0	6	0	0	0	0	0	0	11
12:45 PM	0	2	0	0	2	0	0	0	0	0	0	8	0	0	8	0	0	0	0	0	0	10
Total	0	20	0	0	20	0	0	0	0	0	1	20	0	0	21	0	0	0	0	0	0	41
01:00 PM	0	3	0	0	3	0	0	0	0	0	0	3	0	0	3	0	0	0	0	0	0	6
01:15 PM	0	3	0	0	3	0	0	0	0	0	0	7	0	0	7	0	0	0	0	0	0	10
01:30 PM	0	4	0	0	4	0	0	0	0	0	0	5	0	0	5	0	0	0	0	0	0	9
01:45 PM	0	8	0	0	8	0	0	0	0	0	0	3	0	0	3	0	0	0	0	0	0	11
Total	0	18	0	0	18	0	0	0	0	0	0	18	0	0	18	0	0	0	0	0	0	36
02:00 PM	0	6	0	0	6	0	0	0	0	0	0	7	0	0	7	0	0	0	0	0	0	13
02:15 PM	0	4	0	0	4	0	0	0	0	0	0	4	0	0	4	0	0	0	0	0	0	8
02:30 PM	0	1	0	0	1	0	0	0	0	0	0	4	0	0	4	0	0	0	0	0	0	5
02:45 PM	0	1	0	0	1	0	0	0	0	0	0	9	0	0	9	0	0	0	0	0	0	10
Total	0	12	0	0	12	0	0	0	0	0	0	24	0	0	24	0	0	0	0	0	0	36
03:00 PM	0	2	0	0	2	0	0	0	0	0	0	3	0	0	3	0	0	0	0	0	0	5
03:15 PM	0	7	0	0	7	0	0	0	0	0	0	6	0	0	6	0	0	0	0	0	0	13
03:30 PM	0	3	0	0	3	0	0	0	0	0	0	3	0	0	3	0	0	0	0	0	0	6
03:45 PM	0	6	0	0	6	0	0	0	0	0	0	4	0	0	4	0	0	0	0	0	0	10
Total	0	18	0	0	18	0	0	0	0	0	0	16	0	0	16	0	0	0	0	0	0	34

Quality Counts, LLC

920 Blairhill Rd, STE B106
Charlotte, NC 28217

File Name : 14473019 - N Madison Blvd & Clayton Ave

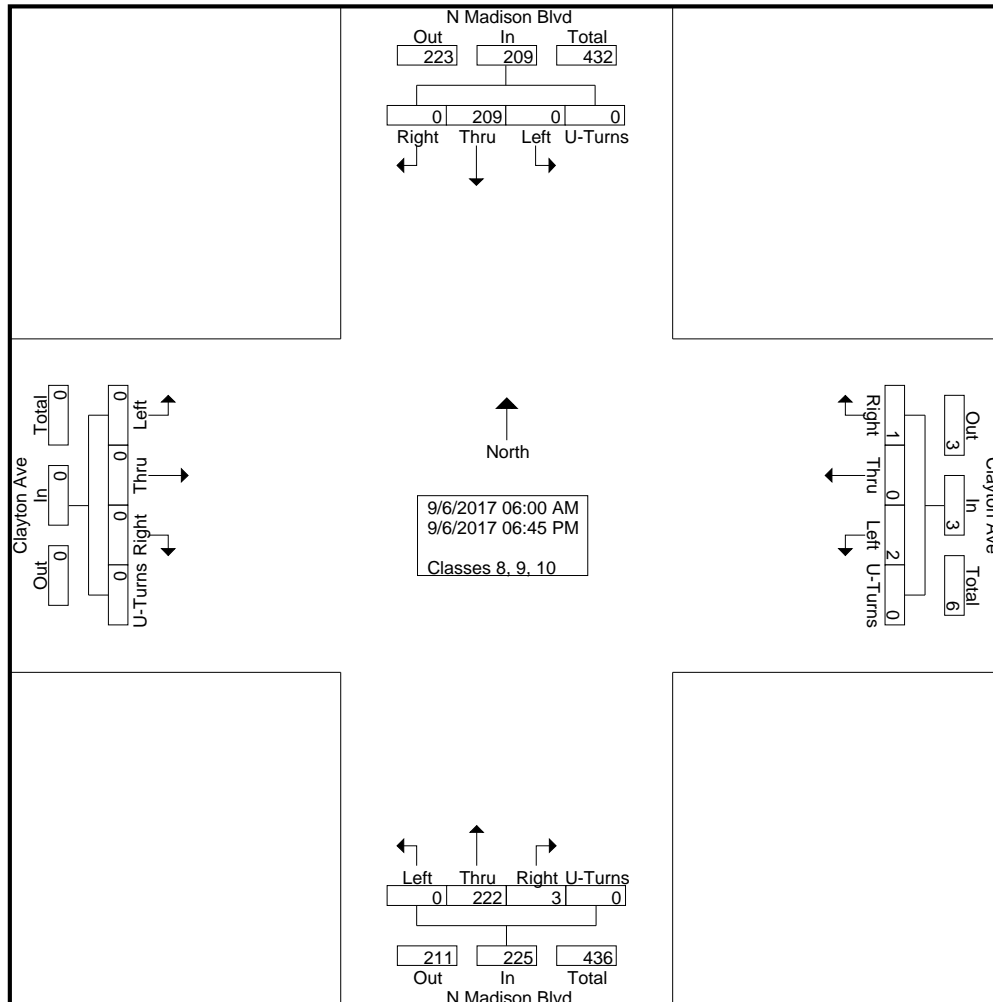
Site Code : 14473019

Start Date : 9/6/2017

Page No : 2

Groups Printed- Classes 8, 9, 10

Start Time	N Madison Blvd Southbound					Clayton Ave Westbound					N Madison Blvd Northbound					Clayton Ave Eastbound					Int. Total
	Right	Thru	Left	U-Turns	App. Total	Right	Thru	Left	U-Turns	App. Total	Right	Thru	Left	U-Turns	App. Total	Right	Thru	Left	U-Turns	App. Total	
04:00 PM	0	2	0	0	2	0	0	0	0	0	0	6	0	0	6	0	0	0	0	0	8
04:15 PM	0	4	0	0	4	0	0	0	0	0	0	2	0	0	2	0	0	0	0	0	6
04:30 PM	0	5	0	0	5	0	0	0	0	0	0	6	0	0	6	0	0	0	0	0	11
04:45 PM	0	4	0	0	4	0	0	0	0	0	0	2	0	0	2	0	0	0	0	0	6
Total	0	15	0	0	15	0	0	0	0	0	0	16	0	0	16	0	0	0	0	0	31
05:00 PM	0	7	0	0	7	0	0	0	0	0	1	2	0	0	3	0	0	0	0	0	10
05:15 PM	0	4	0	0	4	1	0	0	0	1	0	3	0	0	3	0	0	0	0	0	8
05:30 PM	0	2	0	0	2	0	0	0	0	0	0	2	0	0	2	0	0	0	0	0	4
05:45 PM	0	1	0	0	1	0	0	0	0	0	0	4	0	0	4	0	0	0	0	0	5
Total	0	14	0	0	14	1	0	0	0	1	1	11	0	0	12	0	0	0	0	0	27
06:00 PM	0	4	0	0	4	0	0	0	0	0	0	1	0	0	1	0	0	0	0	0	5
06:15 PM	0	5	0	0	5	0	0	0	0	0	0	1	0	0	1	0	0	0	0	0	6
06:30 PM	0	2	0	0	2	0	0	0	0	0	0	2	0	0	2	0	0	0	0	0	4
06:45 PM	0	4	0	0	4	0	0	0	0	0	0	2	0	0	2	0	0	0	0	0	6
Total	0	15	0	0	15	0	0	0	0	0	0	6	0	0	6	0	0	0	0	0	21
Grand Total	0	209	0	0	209	1	0	2	0	3	3	222	0	0	225	0	0	0	0	0	437
Apprch %	0	100	0	0		33.3	0	66.7	0		1.3	98.7	0	0		0	0	0	0		
Total %	0	47.8	0	0	47.8	0.2	0	0.5	0	0.7	0.7	50.8	0	0	51.5	0	0	0	0	0	

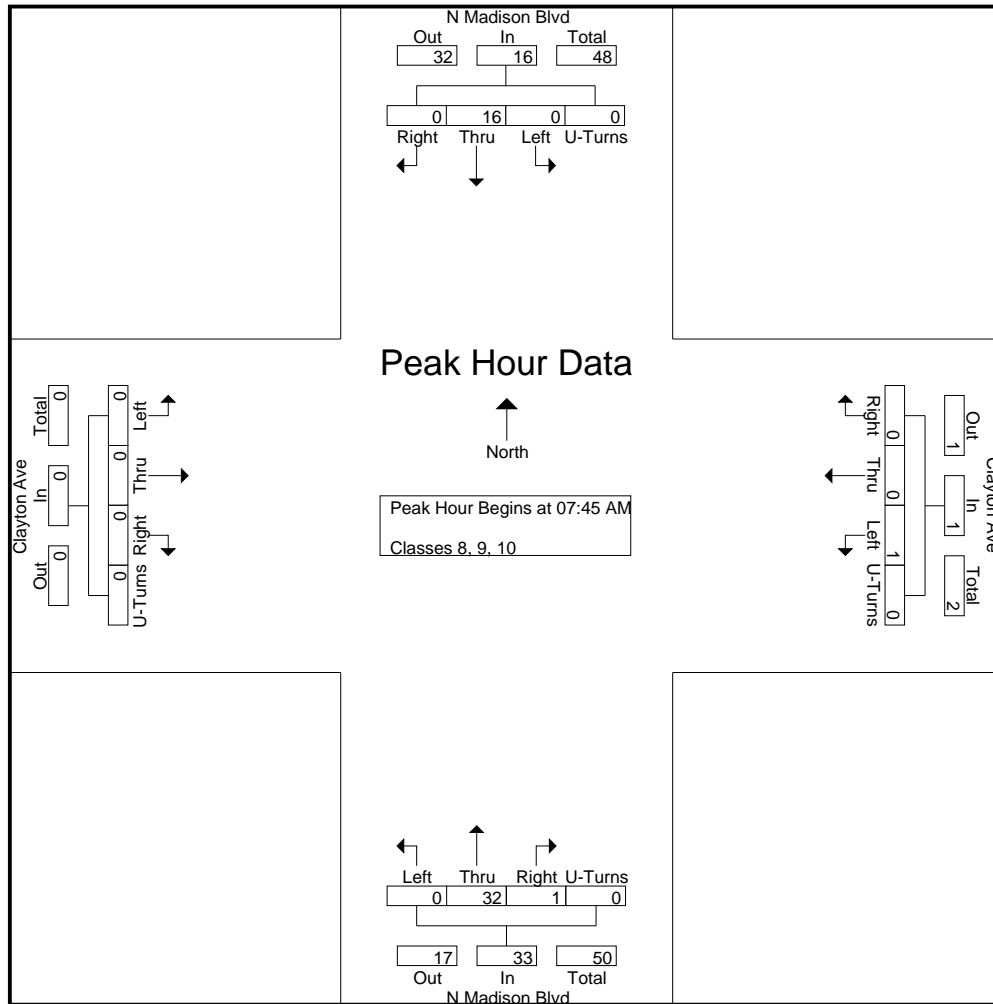


Quality Counts, LLC

920 Blairhill Rd, STE B106
Charlotte, NC 28217

File Name : 14473019 - N Madison Blvd & Clayton Ave
Site Code : 14473019
Start Date : 9/6/2017
Page No : 3

Start Time	N Madison Blvd Southbound					Clayton Ave Westbound					N Madison Blvd Northbound					Clayton Ave Eastbound					Int. Total
	Right	Thru	Left	U-Turns	App. Total	Right	Thru	Left	U-Turns	App. Total	Right	Thru	Left	U-Turns	App. Total	Right	Thru	Left	U-Turns	App. Total	
Peak Hour Analysis From 06:00 AM to 09:45 AM - Peak 1 of 1																					
Peak Hour for Entire Intersection Begins at 07:45 AM																					
07:45 AM	0	2	0	0	2	0	0	0	0	0	1	6	0	0	7	0	0	0	0	0	9
08:00 AM	0	3	0	0	3	0	0	1	0	1	0	10	0	0	10	0	0	0	0	0	14
08:15 AM	0	5	0	0	5	0	0	0	0	0	0	6	0	0	6	0	0	0	0	0	11
08:30 AM	0	6	0	0	6	0	0	0	0	0	0	10	0	0	10	0	0	0	0	0	16
Total Volume	0	16	0	0	16	0	0	1	0	1	1	32	0	0	33	0	0	0	0	0	50
% App. Total	0	100	0	0		0	0	100	0		3	97	0	0		0	0	0	0		
PHF	.000	.667	.000	.000	.667	.000	.000	.250	.000	.250	.250	.800	.000	.000	.825	.000	.000	.000	.000	.000	.781



Quality Counts, LLC

920 Blairhill Rd, STE B106
Charlotte, NC 28217

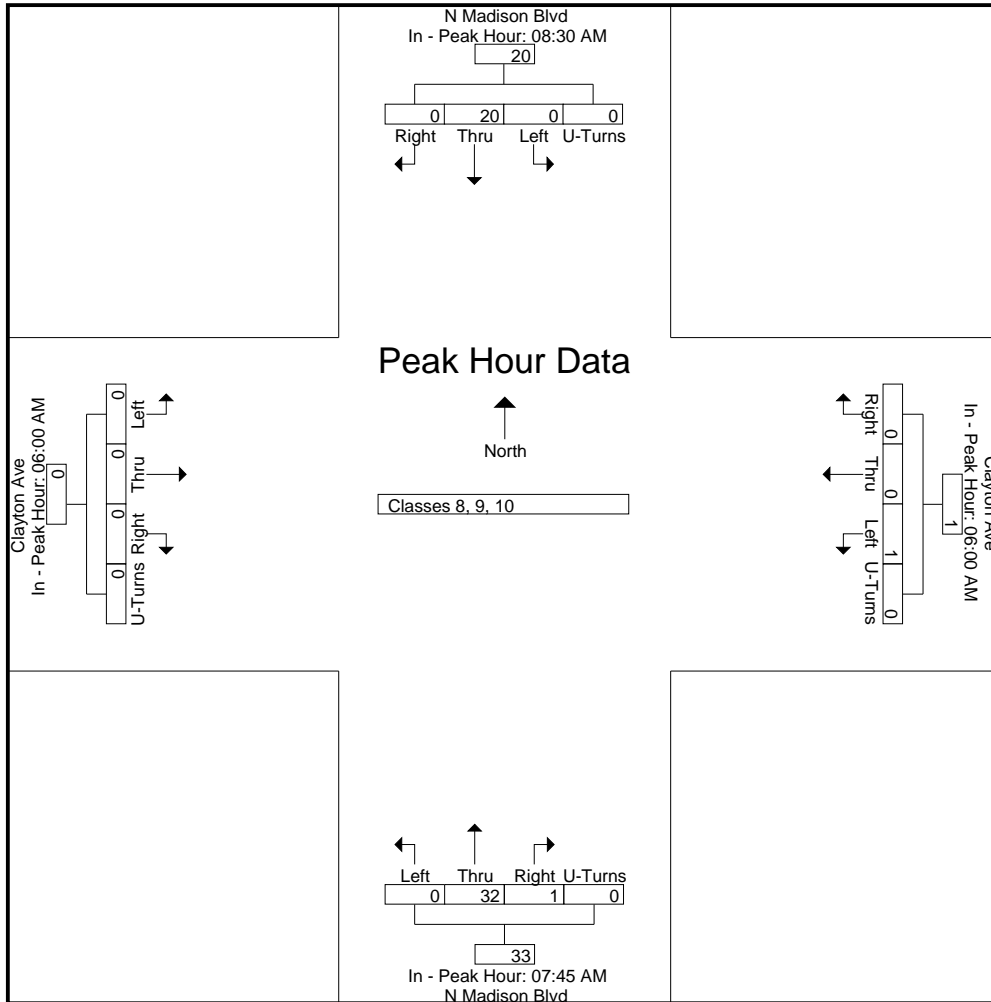
File Name : 14473019 - N Madison Blvd & Clayton Ave
Site Code : 14473019
Start Date : 9/6/2017
Page No : 4

Start Time	N Madison Blvd Southbound					Clayton Ave Westbound					N Madison Blvd Northbound					Clayton Ave Eastbound					Int. Total
	Right	Thru	Left	U-Turns	App. Total	Right	Thru	Left	U-Turns	App. Total	Right	Thru	Left	U-Turns	App. Total	Right	Thru	Left	U-Turns	App. Total	

Peak Hour Analysis From 06:00 AM to 09:45 AM - Peak 1 of 1

Peak Hour for Each Approach Begins at:

	08:30 AM					06:00 AM					07:45 AM					06:00 AM				
+0 mins.	0	6	0	0	6	0	0	0	0	0	1	6	0	0	7	0	0	0	0	0
+15 mins.	0	4	0	0	4	0	0	0	0	0	0	10	0	0	10	0	0	0	0	0
+30 mins.	0	2	0	0	2	0	0	0	0	0	0	6	0	0	6	0	0	0	0	0
+45 mins.	0	8	0	0	8	0	0	1	0	1	0	10	0	0	10	0	0	0	0	0
Total Volume	0	20	0	0	20	0	0	1	0	1	1	32	0	0	33	0	0	0	0	0
% App. Total	0	100	0	0		0	0	100	0		3	97	0	0		0	0	0	0	
PHF	.000	.625	.000	.000	.625	.000	.000	.250	.000	.250	.250	.800	.000	.000	.825	.000	.000	.000	.000	.000



Quality Counts, LLC

920 Blairhill Rd, STE B106
Charlotte, NC 28217

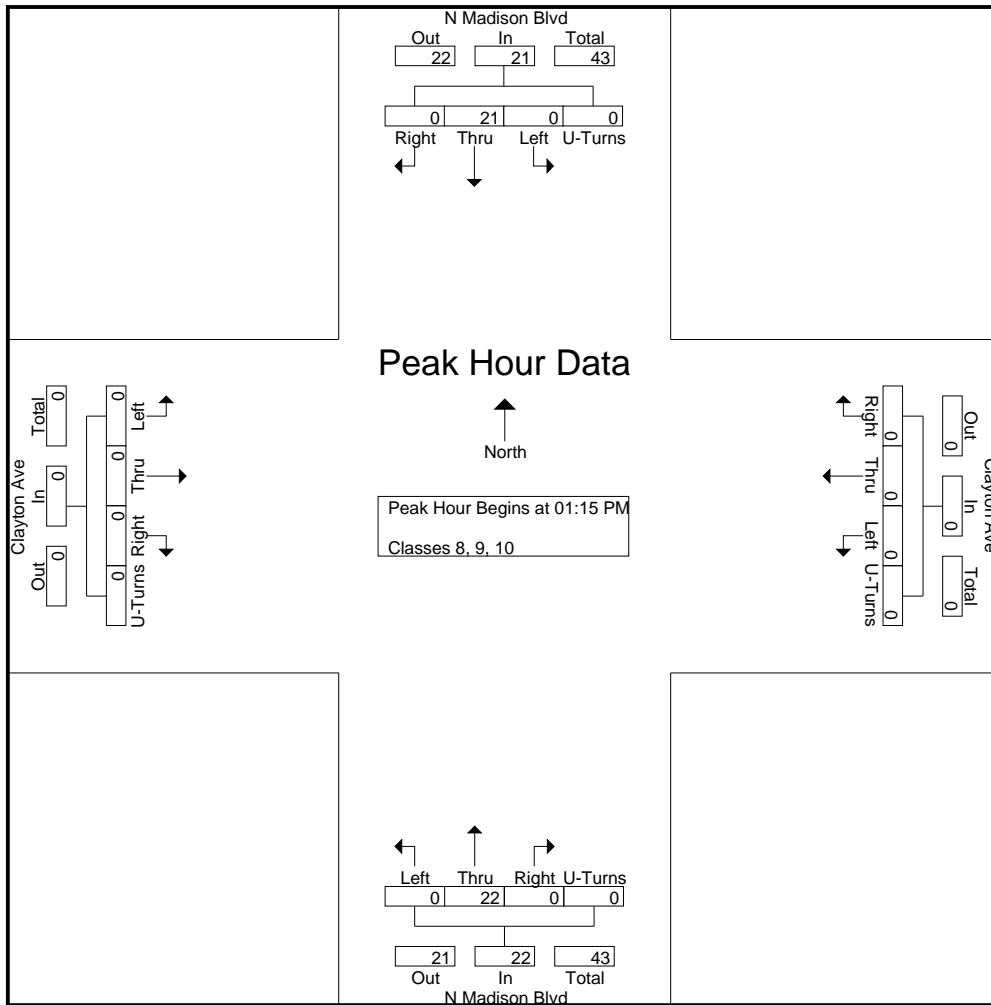
File Name : 14473019 - N Madison Blvd & Clayton Ave

Site Code : 14473019

Start Date : 9/6/2017

Page No : 5

Start Time	N Madison Blvd Southbound					Clayton Ave Westbound					N Madison Blvd Northbound					Clayton Ave Eastbound					Int. Total	
	Right	Thru	Left	U-Turns	App. Total	Right	Thru	Left	U-Turns	App. Total	Right	Thru	Left	U-Turns	App. Total	Right	Thru	Left	U-Turns	App. Total		
Peak Hour Analysis From 10:00 AM to 02:45 PM - Peak 1 of 1																						
Peak Hour for Entire Intersection Begins at 01:15 PM																						
01:15 PM	0	3	0	0	3	0	0	0	0	0	0	7	0	0	7	0	0	0	0	0	0	10
01:30 PM	0	4	0	0	4	0	0	0	0	0	0	5	0	0	5	0	0	0	0	0	0	9
01:45 PM	0	8	0	0	8	0	0	0	0	0	0	3	0	0	3	0	0	0	0	0	0	11
02:00 PM	0	6	0	0	6	0	0	0	0	0	0	7	0	0	7	0	0	0	0	0	0	13
Total Volume	0	21	0	0	21	0	0	0	0	0	0	22	0	0	22	0	0	0	0	0	0	43
% App. Total	0	100	0	0		0	0	0	0		0	100	0	0		0	0	0	0		0	
PHF	.000	.656	.000	.000	.656	.000	.000	.000	.000	.000	.000	.786	.000	.000	.786	.000	.000	.000	.000	.000	.000	.827



Quality Counts, LLC

920 Blairhill Rd, STE B106
Charlotte, NC 28217

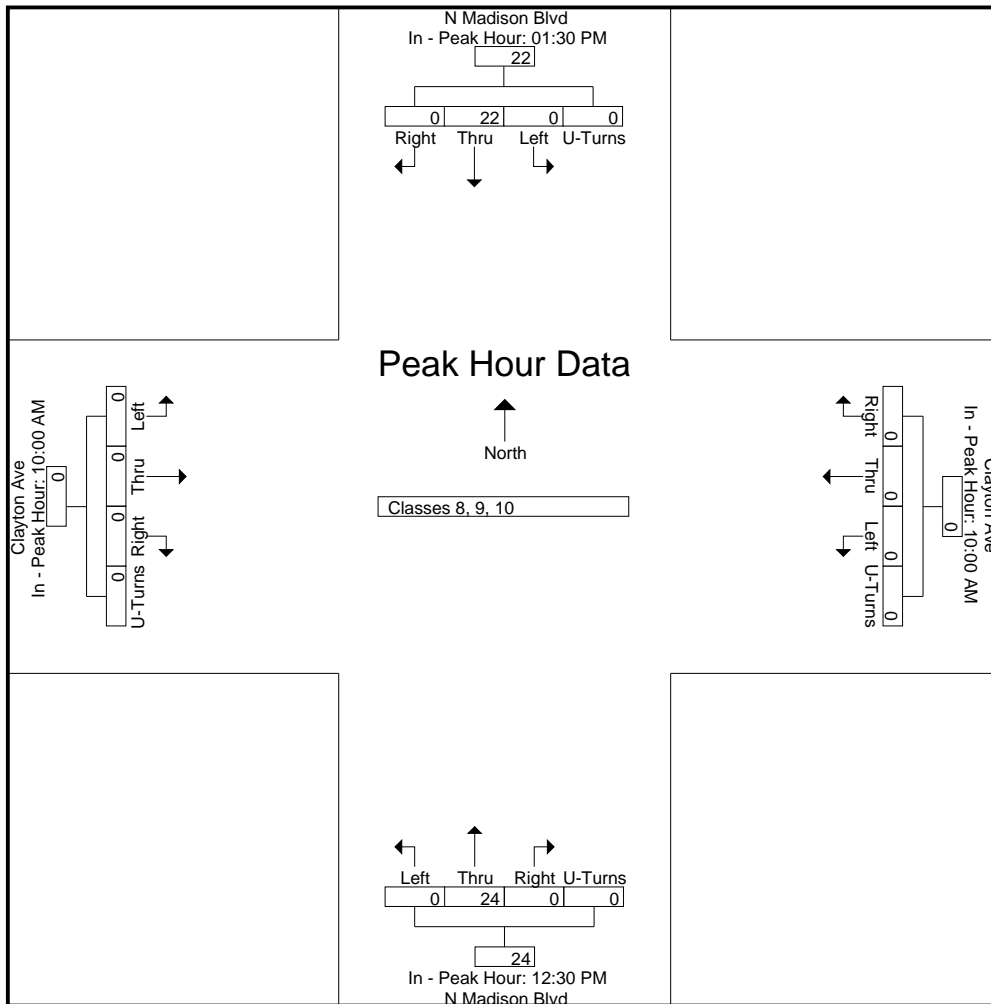
File Name : 14473019 - N Madison Blvd & Clayton Ave
Site Code : 14473019
Start Date : 9/6/2017
Page No : 6

Start Time	N Madison Blvd Southbound					Clayton Ave Westbound					N Madison Blvd Northbound					Clayton Ave Eastbound					Int. Total
	Right	Thru	Left	U-Turns	App. Total	Right	Thru	Left	U-Turns	App. Total	Right	Thru	Left	U-Turns	App. Total	Right	Thru	Left	U-Turns	App. Total	

Peak Hour Analysis From 10:00 AM to 02:45 PM - Peak 1 of 1

Peak Hour for Each Approach Begins at:

	01:30 PM					10:00 AM					12:30 PM					10:00 AM				
+0 mins.	0	4	0	0	4	0	0	0	0	0	0	6	0	0	6	0	0	0	0	0
+15 mins.	0	8	0	0	8	0	0	0	0	0	0	8	0	0	8	0	0	0	0	0
+30 mins.	0	6	0	0	6	0	0	0	0	0	0	3	0	0	3	0	0	0	0	0
+45 mins.	0	4	0	0	4	0	0	0	0	0	0	7	0	0	7	0	0	0	0	0
Total Volume	0	22	0	0	22	0	0	0	0	0	0	24	0	0	24	0	0	0	0	0
% App. Total	0	100	0	0	0	0	0	0	0	0	0	100	0	0	0	0	0	0	0	0
PHF	.000	.688	.000	.000	.688	.000	.000	.000	.000	.000	.000	.750	.000	.000	.750	.000	.000	.000	.000	.000

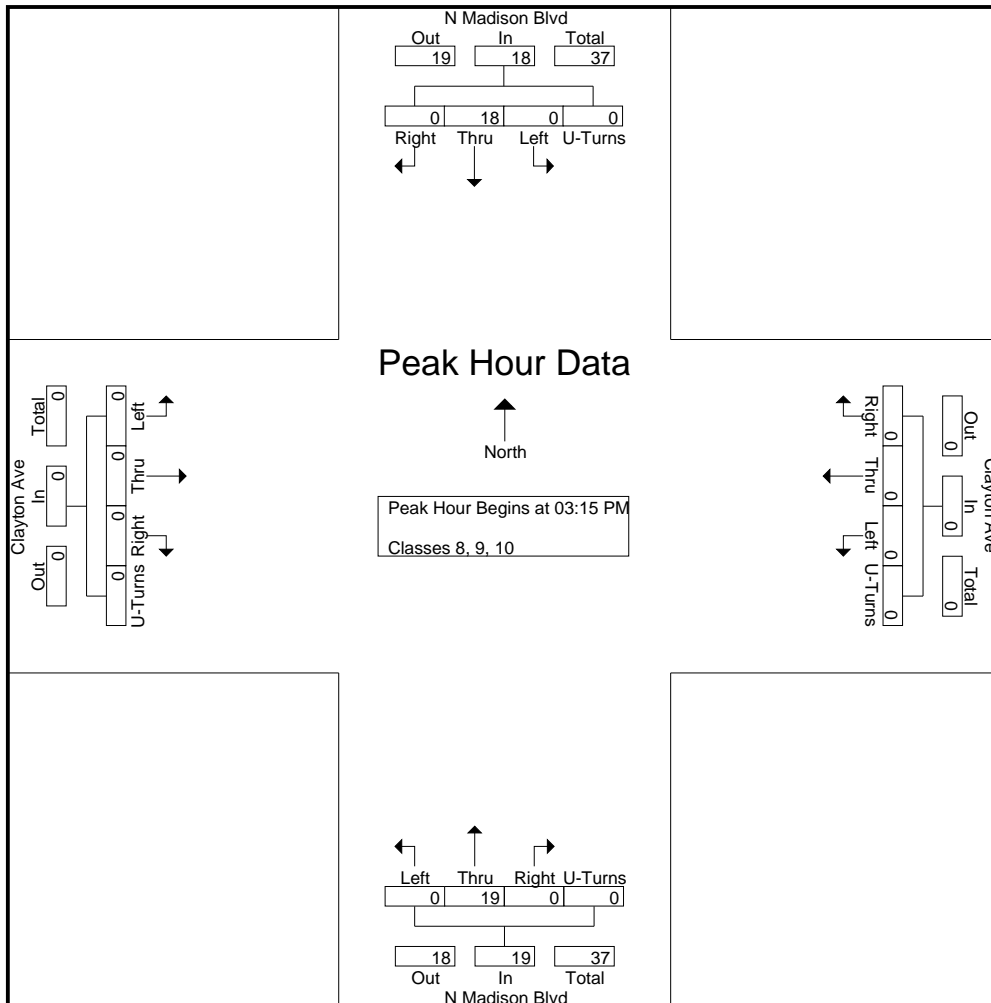


Quality Counts, LLC

920 Blairhill Rd, STE B106
Charlotte, NC 28217

File Name : 14473019 - N Madison Blvd & Clayton Ave
Site Code : 14473019
Start Date : 9/6/2017
Page No : 7

Start Time	N Madison Blvd Southbound					Clayton Ave Westbound					N Madison Blvd Northbound					Clayton Ave Eastbound					Int. Total	
	Right	Thru	Left	U-Turns	App. Total	Right	Thru	Left	U-Turns	App. Total	Right	Thru	Left	U-Turns	App. Total	Right	Thru	Left	U-Turns	App. Total		
Peak Hour Analysis From 03:00 PM to 06:45 PM - Peak 1 of 1																						
Peak Hour for Entire Intersection Begins at 03:15 PM																						
03:15 PM	0	7	0	0	7	0	0	0	0	0	0	6	0	0	6	0	0	0	0	0	0	13
03:30 PM	0	3	0	0	3	0	0	0	0	0	0	3	0	0	3	0	0	0	0	0	0	6
03:45 PM	0	6	0	0	6	0	0	0	0	0	0	4	0	0	4	0	0	0	0	0	0	10
04:00 PM	0	2	0	0	2	0	0	0	0	0	0	6	0	0	6	0	0	0	0	0	0	8
Total Volume	0	18	0	0	18	0	0	0	0	0	0	19	0	0	19	0	0	0	0	0	0	37
% App. Total	0	100	0	0		0	0	0	0		0	100	0	0		0	0	0	0		0	
PHF	.000	.643	.000	.000	.643	.000	.000	.000	.000	.000	.000	.792	.000	.000	.792	.000	.000	.000	.000	.000	.000	.712



Quality Counts, LLC

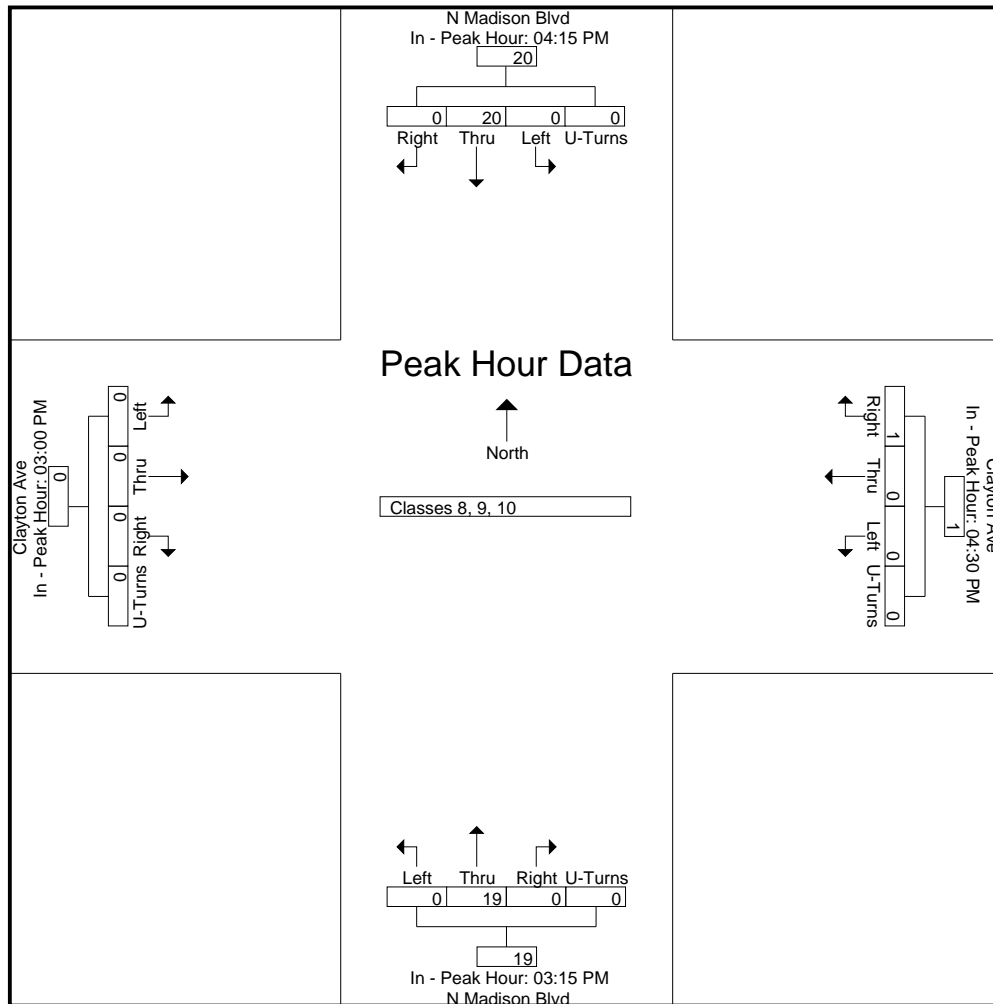
920 Blairhill Rd, STE B106
Charlotte, NC 28217

File Name : 14473019 - N Madison Blvd & Clayton Ave
Site Code : 14473019
Start Date : 9/6/2017
Page No : 8

Start Time	N Madison Blvd Southbound					Clayton Ave Westbound					N Madison Blvd Northbound					Clayton Ave Eastbound					Int. Total
	Right	Thru	Left	U-Turns	App. Total	Right	Thru	Left	U-Turns	App. Total	Right	Thru	Left	U-Turns	App. Total	Right	Thru	Left	U-Turns	App. Total	

Peak Hour Analysis From 03:00 PM to 06:45 PM - Peak 1 of 1
Peak Hour for Each Approach Begins at:

	04:15 PM					04:30 PM					03:15 PM					03:00 PM				
+0 mins.	0	4	0	0	4	0	0	0	0	0	0	6	0	0	6	0	0	0	0	0
+15 mins.	0	5	0	0	5	0	0	0	0	0	0	3	0	0	3	0	0	0	0	0
+30 mins.	0	4	0	0	4	0	0	0	0	0	0	4	0	0	4	0	0	0	0	0
+45 mins.	0	7	0	0	7	1	0	0	0	1	0	6	0	0	6	0	0	0	0	0
Total Volume	0	20	0	0	20	1	0	0	0	1	0	19	0	0	19	0	0	0	0	0
% App. Total	0	100	0	0		100	0	0	0		0	100	0	0		0	0	0	0	
PHF	.000	.714	.000	.000	.714	.250	.000	.000	.000	.250	.000	.792	.000	.000	.792	.000	.000	.000	.000	.000



Quality Counts, LLC

920 Blairhill Rd, STE B106
Charlotte, NC 28217

File Name : 14473019 - N Madison Blvd & Clayton Ave

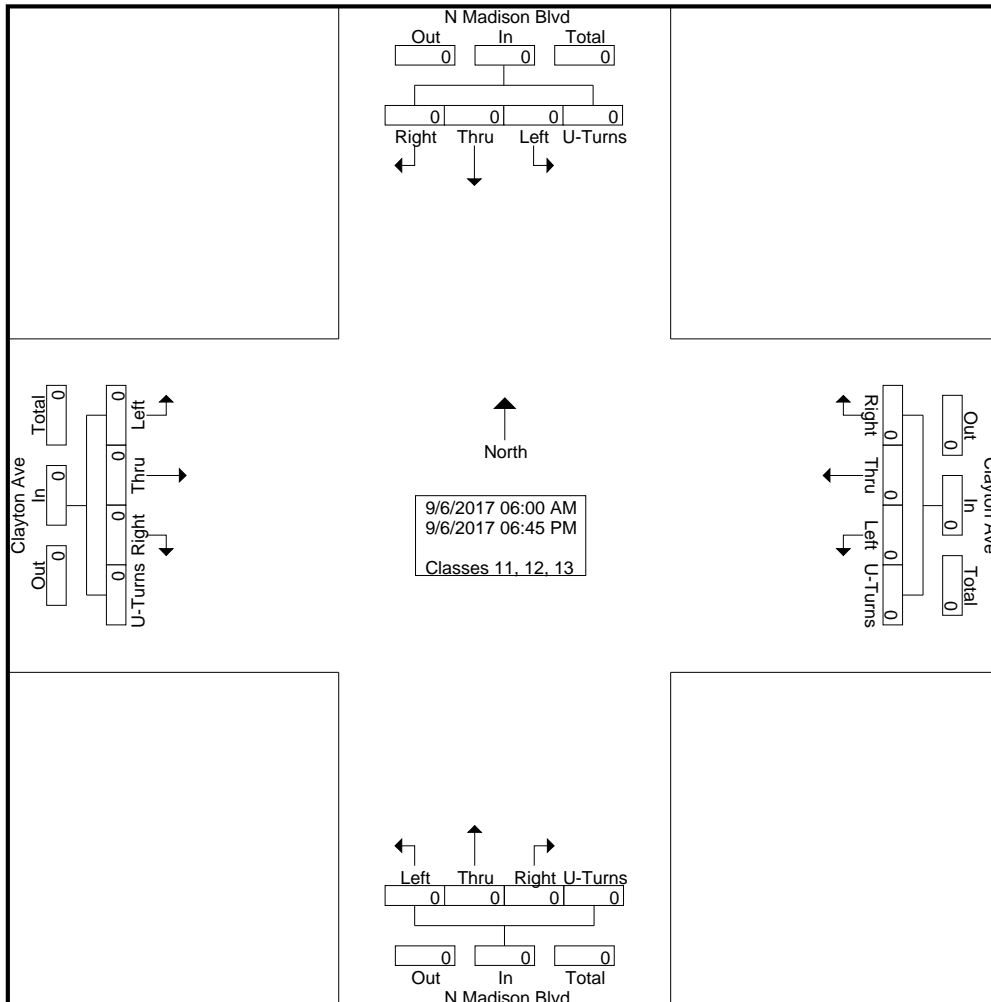
Site Code : 14473019

Start Date : 9/6/2017

Page No : 2

Groups Printed- Classes 11, 12, 13

Start Time	N Madison Blvd Southbound					Clayton Ave Westbound					N Madison Blvd Northbound					Clayton Ave Eastbound					Int. Total					
	Right	Thru	Left	U-Turns	App. Total	Right	Thru	Left	U-Turns	App. Total	Right	Thru	Left	U-Turns	App. Total	Right	Thru	Left	U-Turns	App. Total						
04:00 PM	0	0	0	0	0	0	0	0	0	0	0	0	0	0	0	0	0	0	0	0	0	0	0	0	0	0
04:15 PM	0	0	0	0	0	0	0	0	0	0	0	0	0	0	0	0	0	0	0	0	0	0	0	0	0	0
04:30 PM	0	0	0	0	0	0	0	0	0	0	0	0	0	0	0	0	0	0	0	0	0	0	0	0	0	0
04:45 PM	0	0	0	0	0	0	0	0	0	0	0	0	0	0	0	0	0	0	0	0	0	0	0	0	0	0
Total	0	0	0	0	0	0	0	0	0	0	0	0	0	0	0	0	0	0	0	0	0	0	0	0	0	0
05:00 PM	0	0	0	0	0	0	0	0	0	0	0	0	0	0	0	0	0	0	0	0	0	0	0	0	0	0
05:15 PM	0	0	0	0	0	0	0	0	0	0	0	0	0	0	0	0	0	0	0	0	0	0	0	0	0	0
05:30 PM	0	0	0	0	0	0	0	0	0	0	0	0	0	0	0	0	0	0	0	0	0	0	0	0	0	0
05:45 PM	0	0	0	0	0	0	0	0	0	0	0	0	0	0	0	0	0	0	0	0	0	0	0	0	0	0
Total	0	0	0	0	0	0	0	0	0	0	0	0	0	0	0	0	0	0	0	0	0	0	0	0	0	0
06:00 PM	0	0	0	0	0	0	0	0	0	0	0	0	0	0	0	0	0	0	0	0	0	0	0	0	0	0
06:15 PM	0	0	0	0	0	0	0	0	0	0	0	0	0	0	0	0	0	0	0	0	0	0	0	0	0	0
06:30 PM	0	0	0	0	0	0	0	0	0	0	0	0	0	0	0	0	0	0	0	0	0	0	0	0	0	0
06:45 PM	0	0	0	0	0	0	0	0	0	0	0	0	0	0	0	0	0	0	0	0	0	0	0	0	0	0
Total	0	0	0	0	0	0	0	0	0	0	0	0	0	0	0	0	0	0	0	0	0	0	0	0	0	0
Grand Total	0	0	0	0	0	0	0	0	0	0	0	0	0	0	0	0	0	0	0	0	0	0	0	0	0	0
Apprch %	0	0	0	0		0	0	0	0		0	0	0	0		0	0	0	0		0	0	0	0		
Total %																										

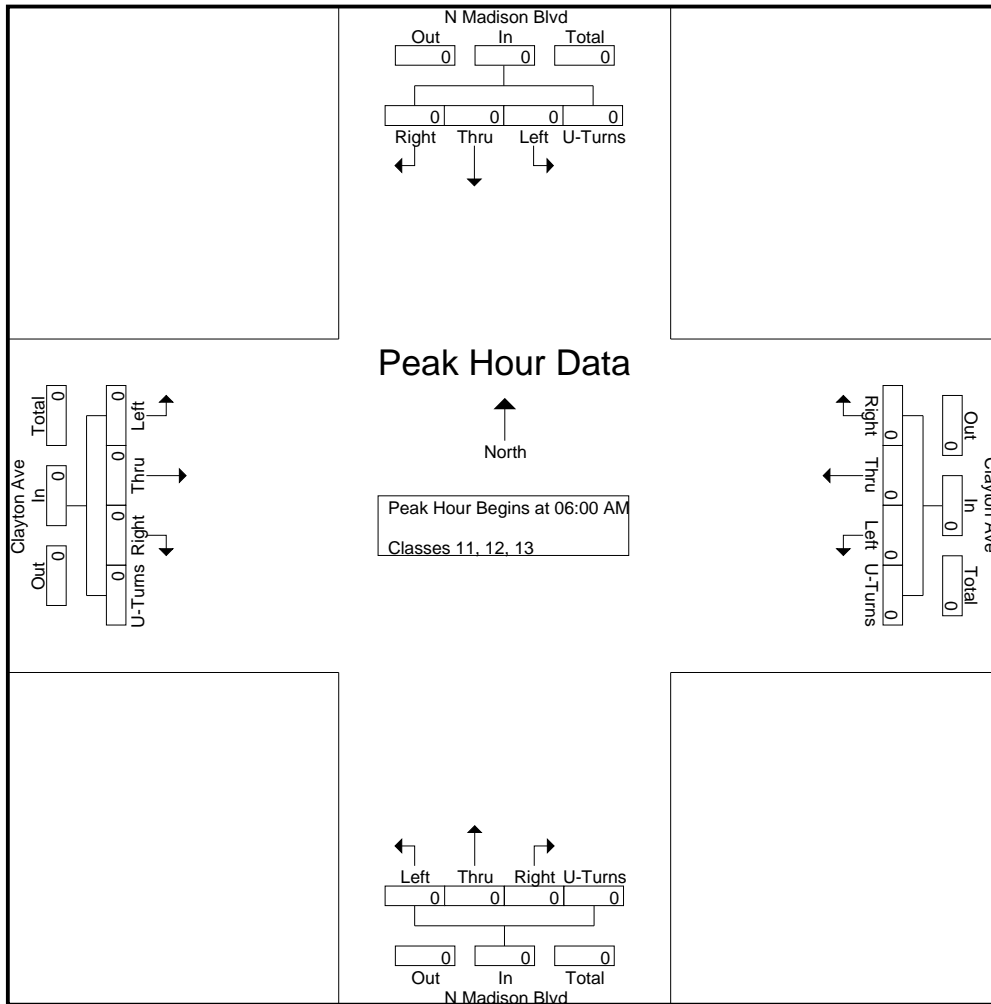


Quality Counts, LLC

920 Blairhill Rd, STE B106
Charlotte, NC 28217

File Name : 14473019 - N Madison Blvd & Clayton Ave
Site Code : 14473019
Start Date : 9/6/2017
Page No : 3

Start Time	N Madison Blvd Southbound					Clayton Ave Westbound					N Madison Blvd Northbound					Clayton Ave Eastbound					Int. Total	
	Right	Thru	Left	U-Turns	App. Total	Right	Thru	Left	U-Turns	App. Total	Right	Thru	Left	U-Turns	App. Total	Right	Thru	Left	U-Turns	App. Total		
Peak Hour Analysis From 06:00 AM to 09:45 AM - Peak 1 of 1																						
Peak Hour for Entire Intersection Begins at 06:00 AM																						
06:00 AM	0	0	0	0	0	0	0	0	0	0	0	0	0	0	0	0	0	0	0	0	0	0
06:15 AM	0	0	0	0	0	0	0	0	0	0	0	0	0	0	0	0	0	0	0	0	0	0
06:30 AM	0	0	0	0	0	0	0	0	0	0	0	0	0	0	0	0	0	0	0	0	0	0
06:45 AM	0	0	0	0	0	0	0	0	0	0	0	0	0	0	0	0	0	0	0	0	0	0
Total Volume	0	0	0	0	0	0	0	0	0	0	0	0	0	0	0	0	0	0	0	0	0	0
% App. Total	0	0	0	0	0	0	0	0	0	0	0	0	0	0	0	0	0	0	0	0	0	0
PHF	.000	.000	.000	.000	.000	.000	.000	.000	.000	.000	.000	.000	.000	.000	.000	.000	.000	.000	.000	.000	.000	.000

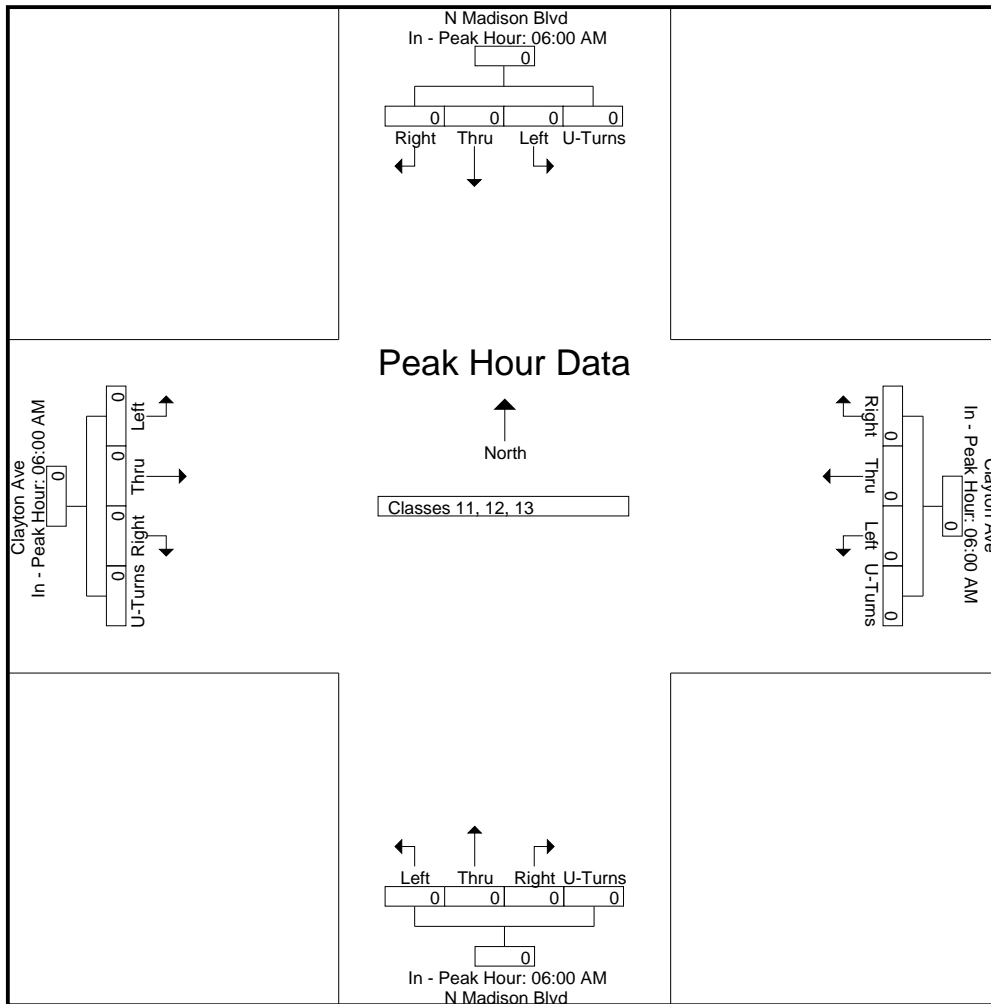


Quality Counts, LLC

920 Blairhill Rd, STE B106
Charlotte, NC 28217

File Name : 14473019 - N Madison Blvd & Clayton Ave
Site Code : 14473019
Start Date : 9/6/2017
Page No : 4

Start Time	N Madison Blvd Southbound					Clayton Ave Westbound					N Madison Blvd Northbound					Clayton Ave Eastbound					Int. Total	
	Right	Thru	Left	U-Turns	App. Total	Right	Thru	Left	U-Turns	App. Total	Right	Thru	Left	U-Turns	App. Total	Right	Thru	Left	U-Turns	App. Total		
Peak Hour Analysis From 06:00 AM to 09:45 AM - Peak 1 of 1																						
Peak Hour for Each Approach Begins at:																						
	06:00 AM					06:00 AM					06:00 AM					06:00 AM						
+0 mins.	0	0	0	0	0	0	0	0	0	0	0	0	0	0	0	0	0	0	0	0	0	0
+15 mins.	0	0	0	0	0	0	0	0	0	0	0	0	0	0	0	0	0	0	0	0	0	0
+30 mins.	0	0	0	0	0	0	0	0	0	0	0	0	0	0	0	0	0	0	0	0	0	0
+45 mins.	0	0	0	0	0	0	0	0	0	0	0	0	0	0	0	0	0	0	0	0	0	0
Total Volume	0	0	0	0	0	0	0	0	0	0	0	0	0	0	0	0	0	0	0	0	0	0
% App. Total	0	0	0	0	0	0	0	0	0	0	0	0	0	0	0	0	0	0	0	0	0	0
PHF	.000	.000	.000	.000	.000	.000	.000	.000	.000	.000	.000	.000	.000	.000	.000	.000	.000	.000	.000	.000	.000	.000



Quality Counts, LLC

920 Blairhill Rd, STE B106
Charlotte, NC 28217

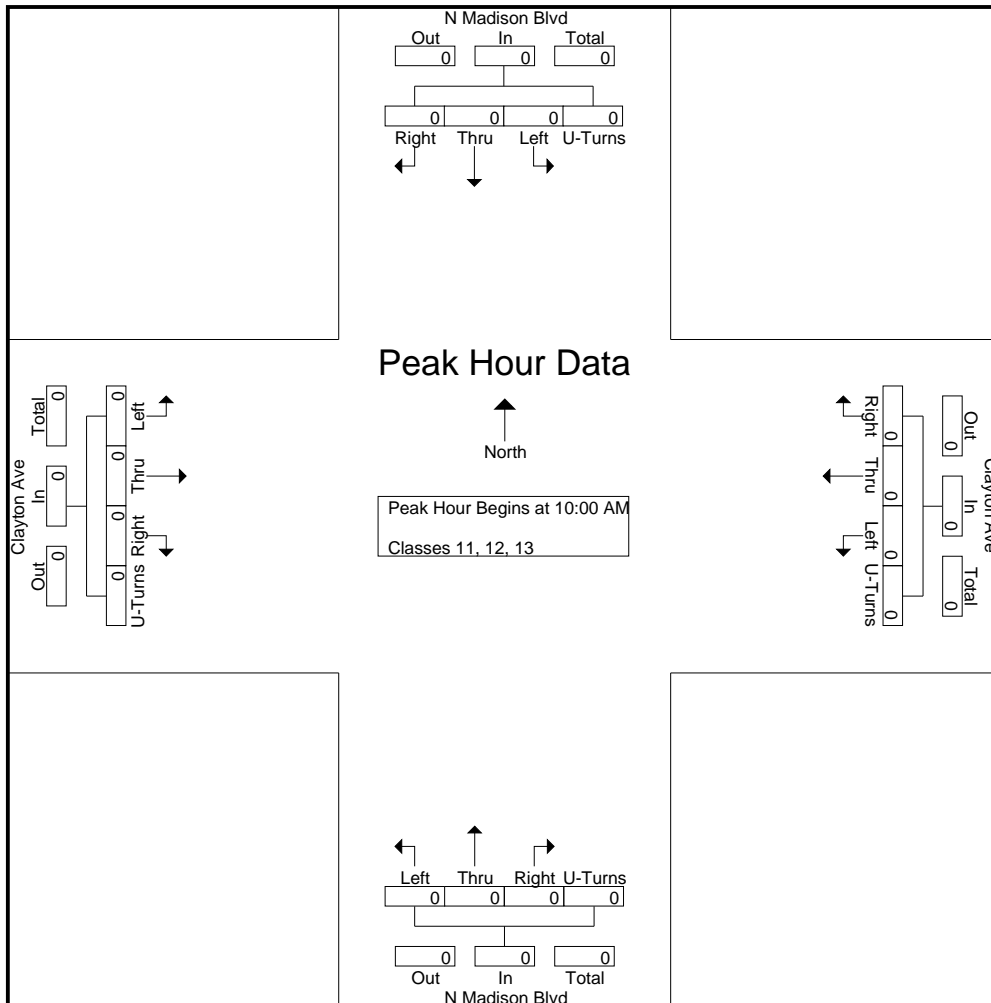
File Name : 14473019 - N Madison Blvd & Clayton Ave

Site Code : 14473019

Start Date : 9/6/2017

Page No : 5

Start Time	N Madison Blvd Southbound					Clayton Ave Westbound					N Madison Blvd Northbound					Clayton Ave Eastbound					Int. Total
	Right	Thru	Left	U-Turns	App. Total	Right	Thru	Left	U-Turns	App. Total	Right	Thru	Left	U-Turns	App. Total	Right	Thru	Left	U-Turns	App. Total	
Peak Hour Analysis From 10:00 AM to 02:45 PM - Peak 1 of 1																					
Peak Hour for Entire Intersection Begins at 10:00 AM																					
10:00 AM	0	0	0	0	0	0	0	0	0	0	0	0	0	0	0	0	0	0	0	0	0
10:15 AM	0	0	0	0	0	0	0	0	0	0	0	0	0	0	0	0	0	0	0	0	0
10:30 AM	0	0	0	0	0	0	0	0	0	0	0	0	0	0	0	0	0	0	0	0	0
10:45 AM	0	0	0	0	0	0	0	0	0	0	0	0	0	0	0	0	0	0	0	0	0
Total Volume	0	0	0	0	0	0	0	0	0	0	0	0	0	0	0	0	0	0	0	0	0
% App. Total	0	0	0	0	0	0	0	0	0	0	0	0	0	0	0	0	0	0	0	0	0
PHF	.000	.000	.000	.000	.000	.000	.000	.000	.000	.000	.000	.000	.000	.000	.000	.000	.000	.000	.000	.000	.000



Quality Counts, LLC

920 Blairhill Rd, STE B106
Charlotte, NC 28217

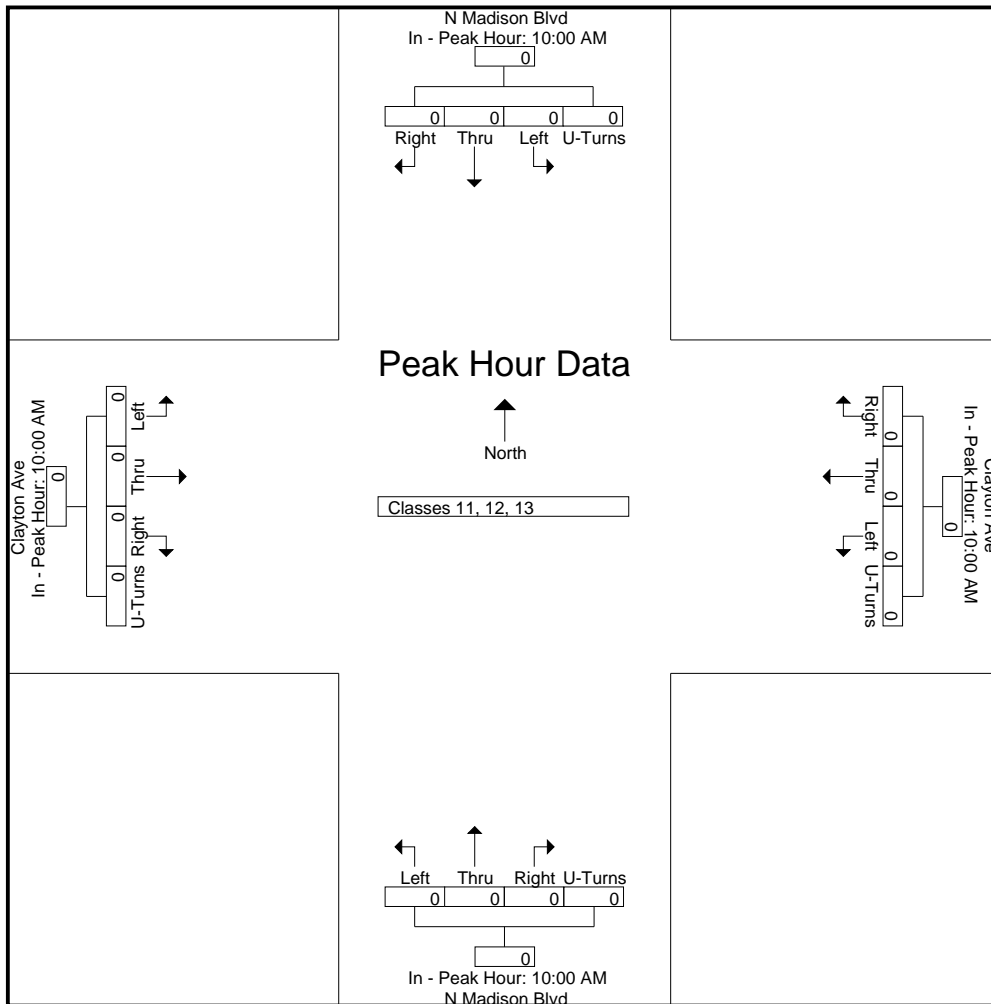
File Name : 14473019 - N Madison Blvd & Clayton Ave
Site Code : 14473019
Start Date : 9/6/2017
Page No : 6

Start Time	N Madison Blvd Southbound					Clayton Ave Westbound					N Madison Blvd Northbound					Clayton Ave Eastbound					Int. Total
	Right	Thru	Left	U-Turns	App. Total	Right	Thru	Left	U-Turns	App. Total	Right	Thru	Left	U-Turns	App. Total	Right	Thru	Left	U-Turns	App. Total	

Peak Hour Analysis From 10:00 AM to 02:45 PM - Peak 1 of 1

Peak Hour for Each Approach Begins at:

	10:00 AM					10:00 AM					10:00 AM					10:00 AM									
+0 mins.	0	0	0	0	0	0	0	0	0	0	0	0	0	0	0	0	0	0	0	0	0	0	0	0	0
+15 mins.	0	0	0	0	0	0	0	0	0	0	0	0	0	0	0	0	0	0	0	0	0	0	0	0	0
+30 mins.	0	0	0	0	0	0	0	0	0	0	0	0	0	0	0	0	0	0	0	0	0	0	0	0	0
+45 mins.	0	0	0	0	0	0	0	0	0	0	0	0	0	0	0	0	0	0	0	0	0	0	0	0	0
Total Volume	0	0	0	0	0	0	0	0	0	0	0	0	0	0	0	0	0	0	0	0	0	0	0	0	0
% App. Total	0	0	0	0	0	0	0	0	0	0	0	0	0	0	0	0	0	0	0	0	0	0	0	0	0
PHF	.000	.000	.000	.000	.000	.000	.000	.000	.000	.000	.000	.000	.000	.000	.000	.000	.000	.000	.000	.000	.000	.000	.000	.000	.000



Quality Counts, LLC

920 Blairhill Rd, STE B106
Charlotte, NC 28217

File Name : 14473019 - N Madison Blvd & Clayton Ave

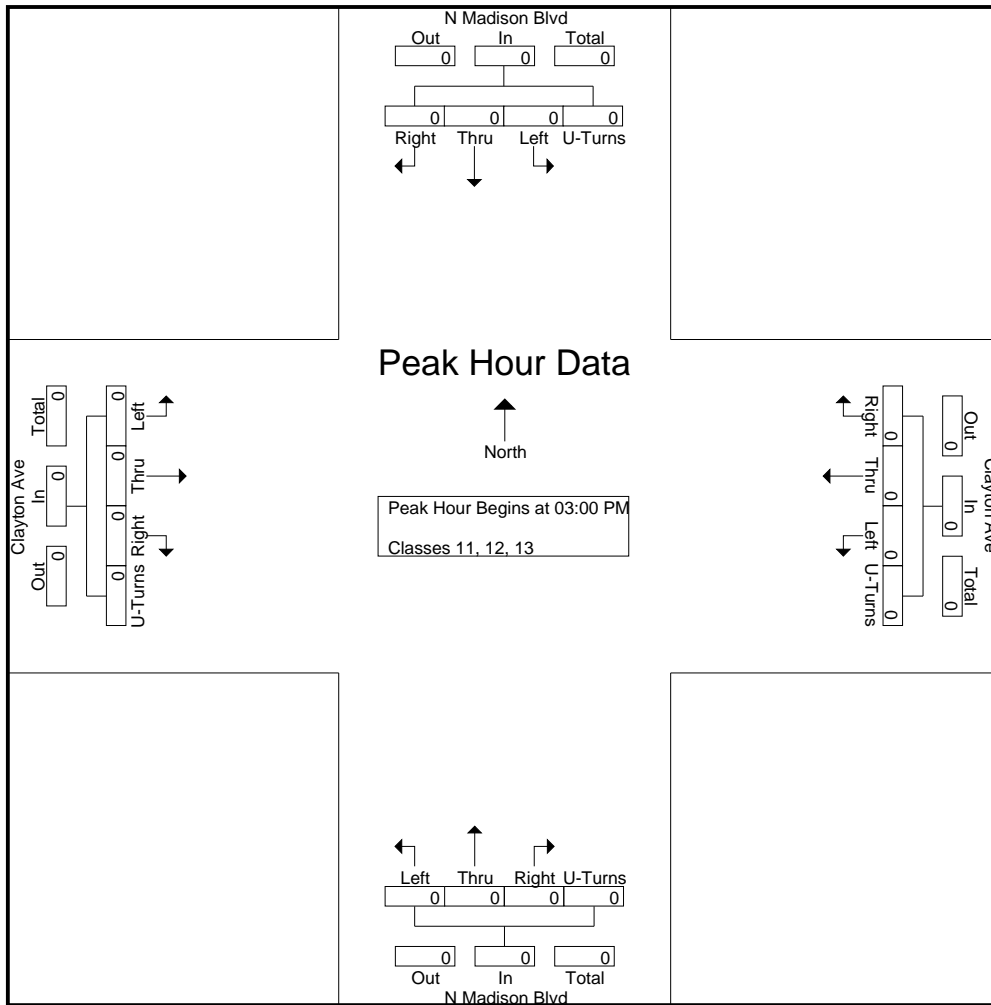
Site Code : 14473019

Start Date : 9/6/2017

Page No : 7

Start Time	N Madison Blvd Southbound					Clayton Ave Westbound					N Madison Blvd Northbound					Clayton Ave Eastbound					Int. Total					
	Right	Thru	Left	U-Turns	App. Total	Right	Thru	Left	U-Turns	App. Total	Right	Thru	Left	U-Turns	App. Total	Right	Thru	Left	U-Turns	App. Total						
03:00 PM	0	0	0	0	0	0	0	0	0	0	0	0	0	0	0	0	0	0	0	0	0	0	0	0	0	0
03:15 PM	0	0	0	0	0	0	0	0	0	0	0	0	0	0	0	0	0	0	0	0	0	0	0	0	0	0
03:30 PM	0	0	0	0	0	0	0	0	0	0	0	0	0	0	0	0	0	0	0	0	0	0	0	0	0	0
03:45 PM	0	0	0	0	0	0	0	0	0	0	0	0	0	0	0	0	0	0	0	0	0	0	0	0	0	0
Total Volume	0	0	0	0	0	0	0	0	0	0	0	0	0	0	0	0	0	0	0	0	0	0	0	0	0	0
% App. Total	0	0	0	0	0	0	0	0	0	0	0	0	0	0	0	0	0	0	0	0	0	0	0	0	0	0
PHF	.000	.000	.000	.000	.000	.000	.000	.000	.000	.000	.000	.000	.000	.000	.000	.000	.000	.000	.000	.000	.000	.000	.000	.000	.000	.000

Peak Hour Analysis From 03:00 PM to 06:45 PM - Peak 1 of 1
Peak Hour for Entire Intersection Begins at 03:00 PM



Quality Counts, LLC

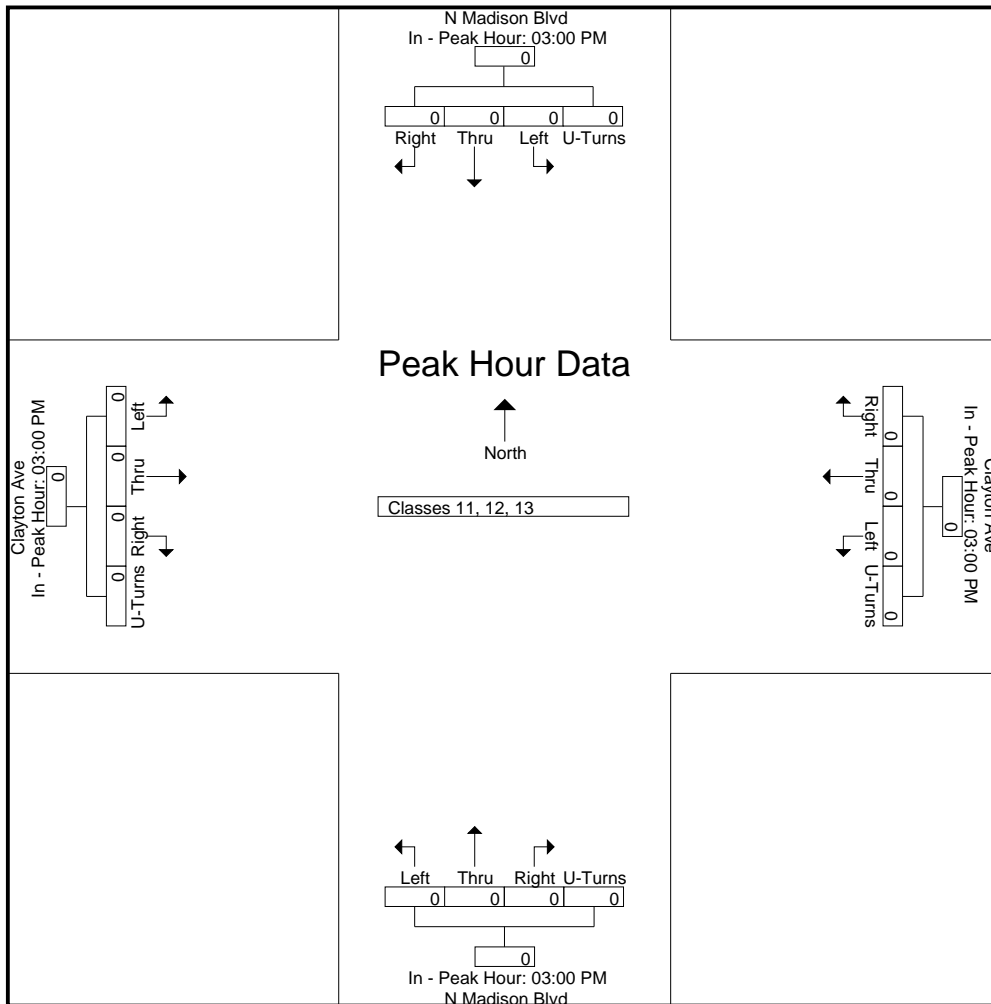
920 Blairhill Rd, STE B106
Charlotte, NC 28217

File Name : 14473019 - N Madison Blvd & Clayton Ave
Site Code : 14473019
Start Date : 9/6/2017
Page No : 8

Start Time	N Madison Blvd Southbound					Clayton Ave Westbound					N Madison Blvd Northbound					Clayton Ave Eastbound					Int. Total
	Right	Thru	Left	U-Turns	App. Total	Right	Thru	Left	U-Turns	App. Total	Right	Thru	Left	U-Turns	App. Total	Right	Thru	Left	U-Turns	App. Total	

Peak Hour Analysis From 03:00 PM to 06:45 PM - Peak 1 of 1
Peak Hour for Each Approach Begins at:

	03:00 PM					03:00 PM					03:00 PM					03:00 PM									
+0 mins.	0	0	0	0	0	0	0	0	0	0	0	0	0	0	0	0	0	0	0	0	0	0	0	0	0
+15 mins.	0	0	0	0	0	0	0	0	0	0	0	0	0	0	0	0	0	0	0	0	0	0	0	0	0
+30 mins.	0	0	0	0	0	0	0	0	0	0	0	0	0	0	0	0	0	0	0	0	0	0	0	0	0
+45 mins.	0	0	0	0	0	0	0	0	0	0	0	0	0	0	0	0	0	0	0	0	0	0	0	0	0
Total Volume	0	0	0	0	0	0	0	0	0	0	0	0	0	0	0	0	0	0	0	0	0	0	0	0	0
% App. Total	0	0	0	0	0	0	0	0	0	0	0	0	0	0	0	0	0	0	0	0	0	0	0	0	0
PHF	.000	.000	.000	.000	.000	.000	.000	.000	.000	.000	.000	.000	.000	.000	.000	.000	.000	.000	.000	.000	.000	.000	.000	.000	.000



Quality Counts, LLC

920 Blairhill Rd, STE B106
Charlotte, NC 28217

File Name : 14473019 - N Madison Blvd & Clayton Ave

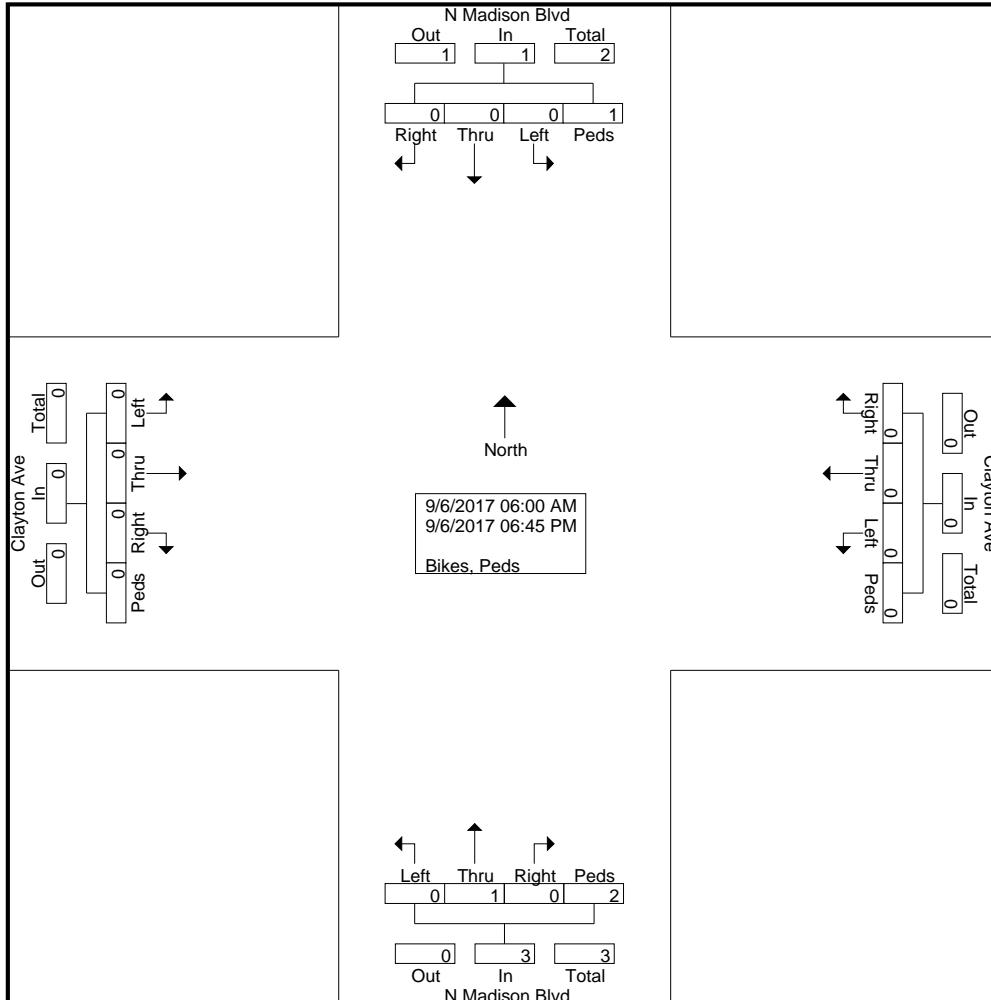
Site Code : 14473019

Start Date : 9/6/2017

Page No : 2

Groups Printed- Bikes, Peds

Start Time	N Madison Blvd Southbound					Clayton Ave Westbound					N Madison Blvd Northbound					Clayton Ave Eastbound					Int. Total	
	Right	Thru	Left	Peds	App. Total	Right	Thru	Left	Peds	App. Total	Right	Thru	Left	Peds	App. Total	Right	Thru	Left	Peds	App. Total		
04:00 PM	0	0	0	0	0	0	0	0	0	0	0	0	0	0	0	0	0	0	0	0	0	0
04:15 PM	0	0	0	0	0	0	0	0	0	0	0	0	0	0	0	0	0	0	0	0	0	0
04:30 PM	0	0	0	0	0	0	0	0	0	0	0	0	0	0	0	0	0	0	0	0	0	0
04:45 PM	0	0	0	0	0	0	0	0	0	0	0	0	0	0	0	0	0	0	0	0	0	0
Total	0	0	0	0	0	0	0	0	0	0	0	0	0	0	0	0	0	0	0	0	0	0
05:00 PM	0	0	0	0	0	0	0	0	0	0	0	0	0	0	0	0	0	0	0	0	0	0
05:15 PM	0	0	0	0	0	0	0	0	0	0	0	0	0	0	0	0	0	0	0	0	0	0
05:30 PM	0	0	0	0	0	0	0	0	0	0	0	0	0	0	0	0	0	0	0	0	0	0
05:45 PM	0	0	0	0	0	0	0	0	0	0	0	1	0	1	2	0	0	0	0	0	0	2
Total	0	0	0	0	0	0	0	0	0	0	0	1	0	1	2	0	0	0	0	0	0	2
06:00 PM	0	0	0	0	0	0	0	0	0	0	0	0	0	0	0	0	0	0	0	0	0	0
06:15 PM	0	0	0	0	0	0	0	0	0	0	0	0	0	0	0	0	0	0	0	0	0	0
06:30 PM	0	0	0	0	0	0	0	0	0	0	0	0	0	0	0	0	0	0	0	0	0	0
06:45 PM	0	0	0	0	0	0	0	0	0	0	0	0	0	0	0	0	0	0	0	0	0	0
Total	0	0	0	0	0	0	0	0	0	0	0	0	0	0	0	0	0	0	0	0	0	0
Grand Total	0	0	0	1	1	0	0	0	0	0	0	1	0	2	3	0	0	0	0	0	0	4
Apprch %	0	0	0	100		0	0	0	0		0	33.3	0	66.7		0	0	0	0		0	
Total %	0	0	0	25	25	0	0	0	0	0	0	25	0	50	75	0	0	0	0	0	0	

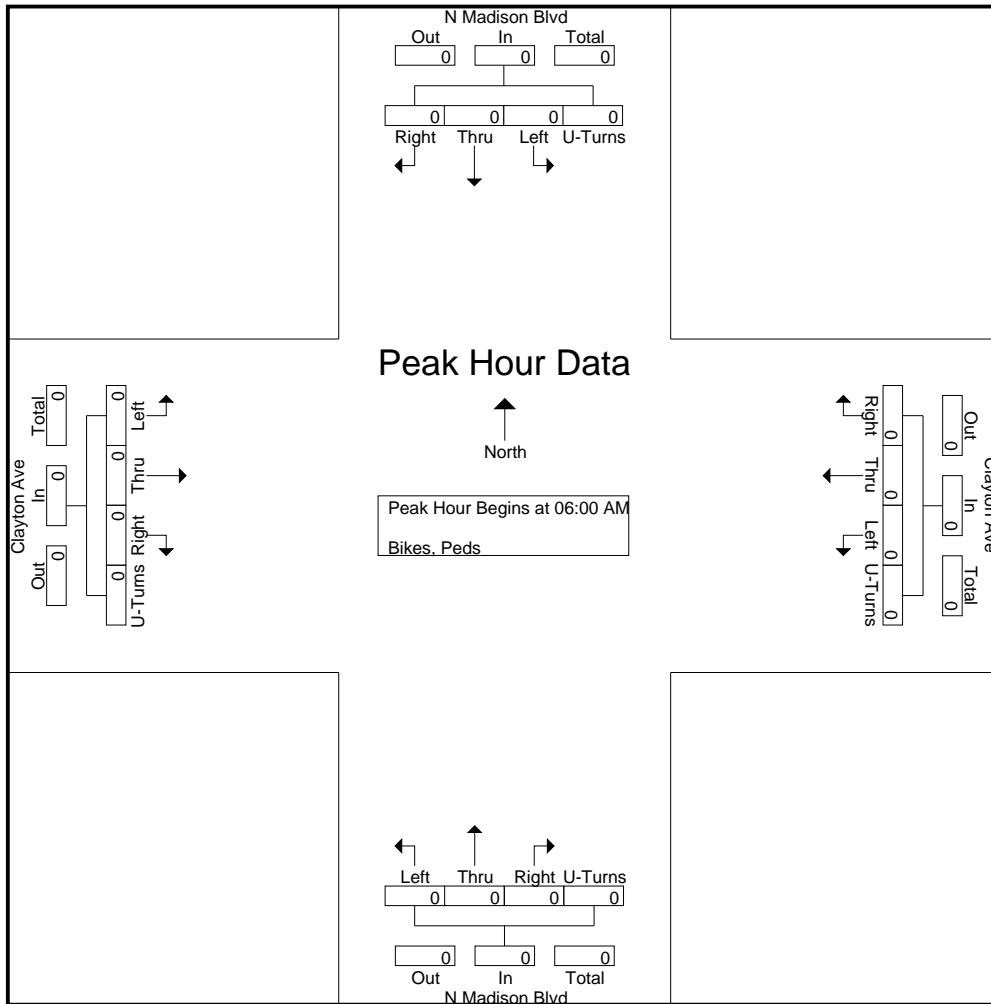


Quality Counts, LLC

920 Blairhill Rd, STE B106
Charlotte, NC 28217

File Name : 14473019 - N Madison Blvd & Clayton Ave
Site Code : 14473019
Start Date : 9/6/2017
Page No : 3

Start Time	N Madison Blvd Southbound					Clayton Ave Westbound					N Madison Blvd Northbound					Clayton Ave Eastbound					Int. Total	
	Right	Thru	Left	Peds	App. Total	Right	Thru	Left	Peds	App. Total	Right	Thru	Left	Peds	App. Total	Right	Thru	Left	Peds	App. Total		
Peak Hour Analysis From 06:00 AM to 09:45 AM - Peak 1 of 1																						
Peak Hour for Entire Intersection Begins at 06:00 AM																						
06:00 AM	0	0	0	0	0	0	0	0	0	0	0	0	0	0	0	0	0	0	0	0	0	0
06:15 AM	0	0	0	0	0	0	0	0	0	0	0	0	0	0	0	0	0	0	0	0	0	0
06:30 AM	0	0	0	0	0	0	0	0	0	0	0	0	0	0	0	0	0	0	0	0	0	0
06:45 AM	0	0	0	0	0	0	0	0	0	0	0	0	0	0	0	0	0	0	0	0	0	0
Total Volume	0	0	0	0	0	0	0	0	0	0	0	0	0	0	0	0	0	0	0	0	0	0
% App. Total	0	0	0	0	0	0	0	0	0	0	0	0	0	0	0	0	0	0	0	0	0	0
PHF	.000	.000	.000	.000	.000	.000	.000	.000	.000	.000	.000	.000	.000	.000	.000	.000	.000	.000	.000	.000	.000	.000

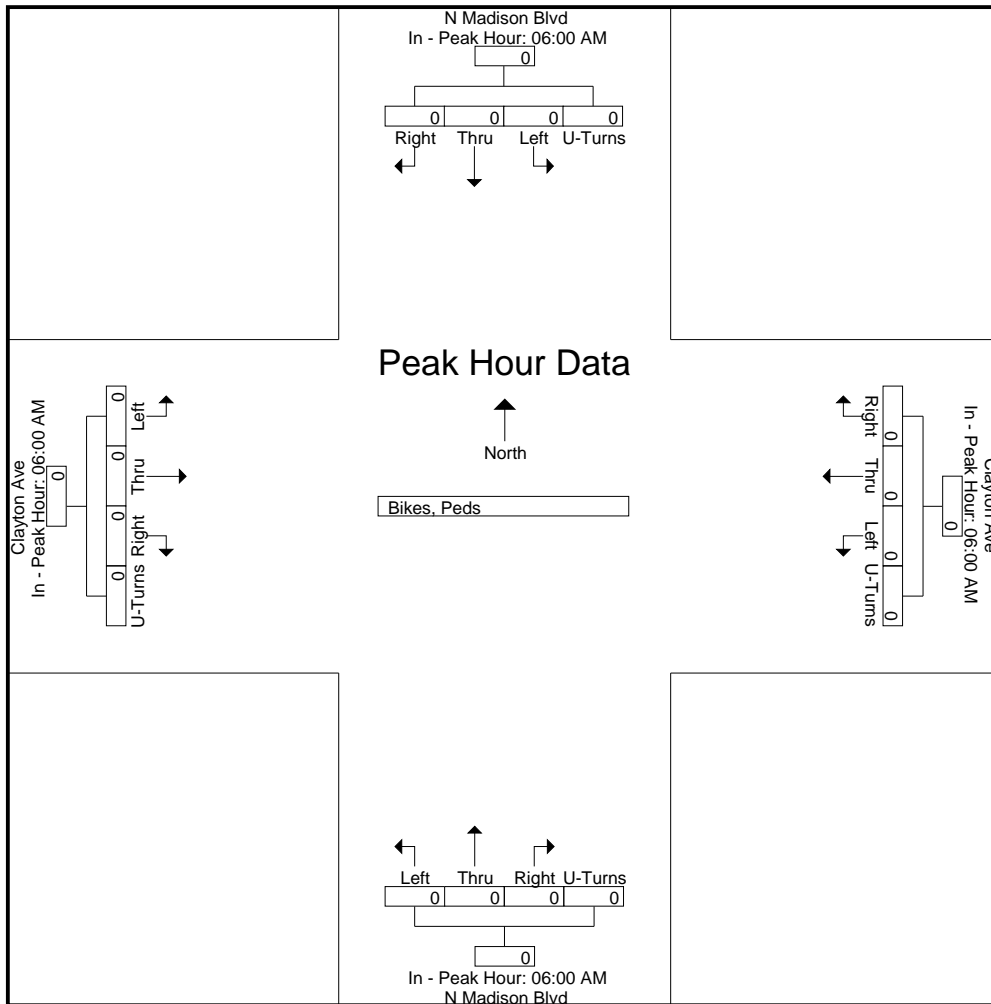


Quality Counts, LLC

920 Blairhill Rd, STE B106
Charlotte, NC 28217

File Name : 14473019 - N Madison Blvd & Clayton Ave
Site Code : 14473019
Start Date : 9/6/2017
Page No : 4

Start Time	N Madison Blvd Southbound					Clayton Ave Westbound					N Madison Blvd Northbound					Clayton Ave Eastbound					Int. Total			
	Right	Thru	Left	Peds	App. Total	Right	Thru	Left	Peds	App. Total	Right	Thru	Left	Peds	App. Total	Right	Thru	Left	Peds	App. Total				
Peak Hour Analysis From 06:00 AM to 09:45 AM - Peak 1 of 1																								
Peak Hour for Each Approach Begins at:																								
	06:00 AM					06:00 AM					06:00 AM					06:00 AM								
+0 mins.	0	0	0	0	0	0	0	0	0	0	0	0	0	0	0	0	0	0	0	0	0	0	0	0
+15 mins.	0	0	0	0	0	0	0	0	0	0	0	0	0	0	0	0	0	0	0	0	0	0	0	0
+30 mins.	0	0	0	0	0	0	0	0	0	0	0	0	0	0	0	0	0	0	0	0	0	0	0	0
+45 mins.	0	0	0	0	0	0	0	0	0	0	0	0	0	0	0	0	0	0	0	0	0	0	0	0
Total Volume	0	0	0	0	0	0	0	0	0	0	0	0	0	0	0	0	0	0	0	0	0	0	0	0
% App. Total	0	0	0	0	0	0	0	0	0	0	0	0	0	0	0	0	0	0	0	0	0	0	0	0
PHF	.000	.000	.000	.000	.000	.000	.000	.000	.000	.000	.000	.000	.000	.000	.000	.000	.000	.000	.000	.000	.000	.000		



Quality Counts, LLC

920 Blairhill Rd, STE B106
Charlotte, NC 28217

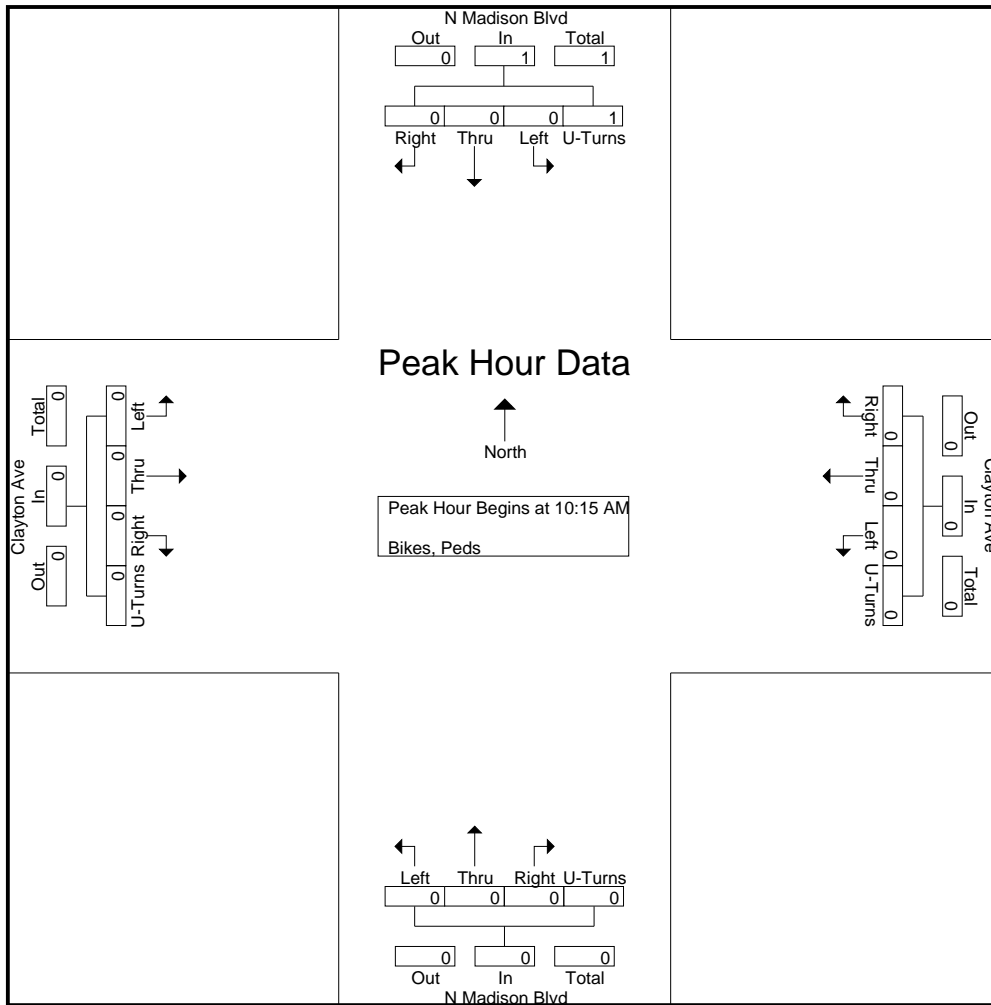
File Name : 14473019 - N Madison Blvd & Clayton Ave

Site Code : 14473019

Start Date : 9/6/2017

Page No : 5

Start Time	N Madison Blvd Southbound					Clayton Ave Westbound					N Madison Blvd Northbound					Clayton Ave Eastbound					Int. Total	
	Rig ht	Thr u	Left	Ped s	App. Total	Rig ht	Thr u	Left	Ped s	App. Total	Right	Thr u	Left	Peds	App. Total	Right	Thr u	Left	Peds	App. Total		
Peak Hour Analysis From 10:00 AM to 02:45 PM - Peak 1 of 1																						
Peak Hour for Entire Intersection Begins at 10:15 AM																						
10:15 AM	0	0	0	0	0	0	0	0	0	0	0	0	0	0	0	0	0	0	0	0	0	0
10:30 AM	0	0	0	0	0	0	0	0	0	0	0	0	0	0	0	0	0	0	0	0	0	0
10:45 AM	0	0	0	0	0	0	0	0	0	0	0	0	0	0	0	0	0	0	0	0	0	0
11:00 AM	0	0	0	1	1	0	0	0	0	0	0	0	0	0	0	0	0	0	0	0	0	1
Total Volume	0	0	0	1	1	0	0	0	0	0	0	0	0	0	0	0	0	0	0	0	0	1
% App. Total	0	0	0	100		0	0	0	0		0	0	0	0		0	0	0	0		0	
PHF	.000	.000	.000	.250	.250	.000	.000	.000	.000	.000	.000	.000	.000	.000	.000	.000	.000	.000	.000	.000	.000	.250



Quality Counts, LLC

920 Blairhill Rd, STE B106
Charlotte, NC 28217

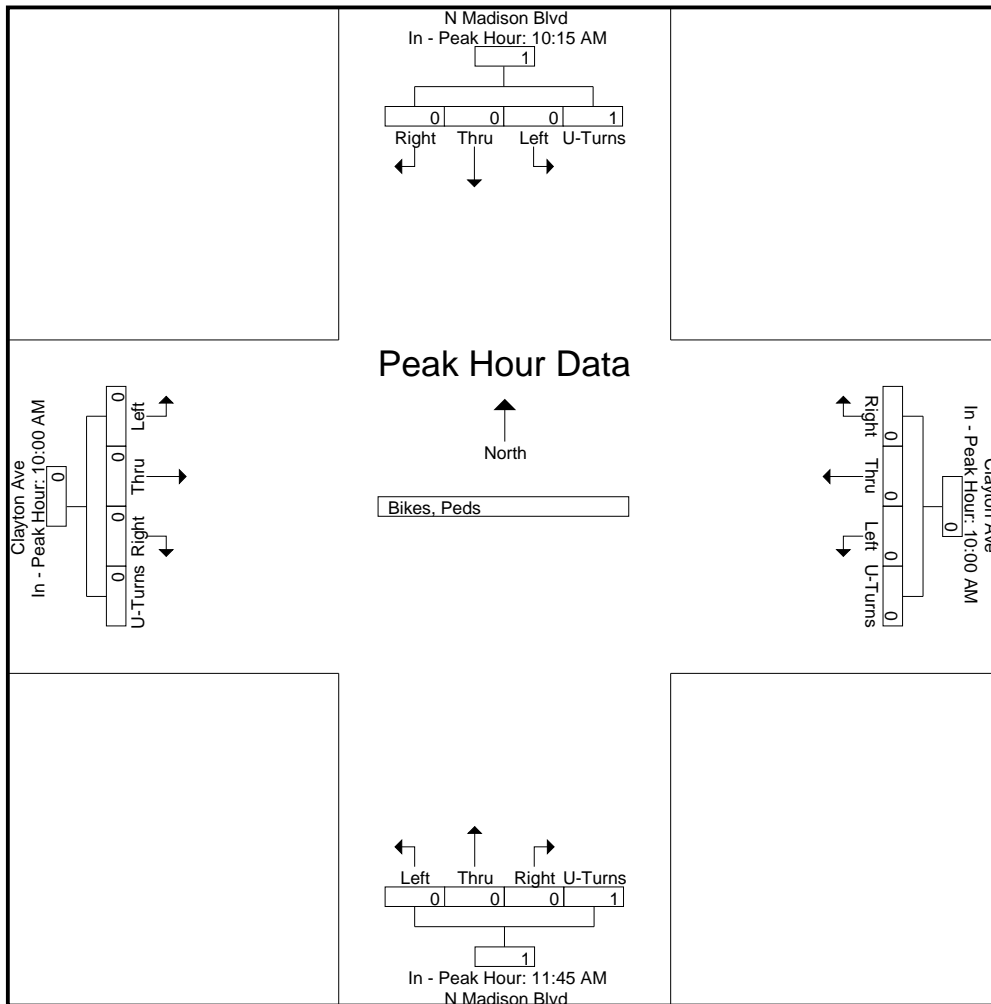
File Name : 14473019 - N Madison Blvd & Clayton Ave
Site Code : 14473019
Start Date : 9/6/2017
Page No : 6

Start Time	N Madison Blvd Southbound					Clayton Ave Westbound					N Madison Blvd Northbound					Clayton Ave Eastbound					Int. Total
	Rig ht	Thr u	Left	Ped s	App. Total	Rig ht	Thr u	Left	Ped s	App. Total	Right	Thr u	Left	Peds	App. Total	Right	Thr u	Left	Peds	App. Total	

Peak Hour Analysis From 10:00 AM to 02:45 PM - Peak 1 of 1

Peak Hour for Each Approach Begins at:

	10:15 AM					10:00 AM					11:45 AM					10:00 AM									
+0 mins.	0	0	0	0	0	0	0	0	0	0	0	0	0	0	0	0	0	0	0	0	0	0	0	0	0
+15 mins.	0	0	0	0	0	0	0	0	0	0	0	0	0	0	0	0	0	0	0	0	0	0	0	0	0
+30 mins.	0	0	0	0	0	0	0	0	0	0	0	0	0	0	0	0	0	0	0	0	0	0	0	0	0
+45 mins.	0	0	0	1	1	0	0	0	0	0	0	0	0	1	1	0	0	0	0	0	0	0	0	0	0
Total Volume	0	0	0	1	1	0	0	0	0	0	0	0	0	1	1	0	0	0	0	0	0	0	0	0	0
% App. Total	0	0	0	100		0	0	0	0		0	0	0	100		0	0	0	0		0	0	0	0	
PHF	.000	.000	.000	.250	.250	.000	.000	.000	.000	.000	.000	.000	.000	.250	.250	.000	.000	.000	.000	.000	.000	.000	.000	.000	.000

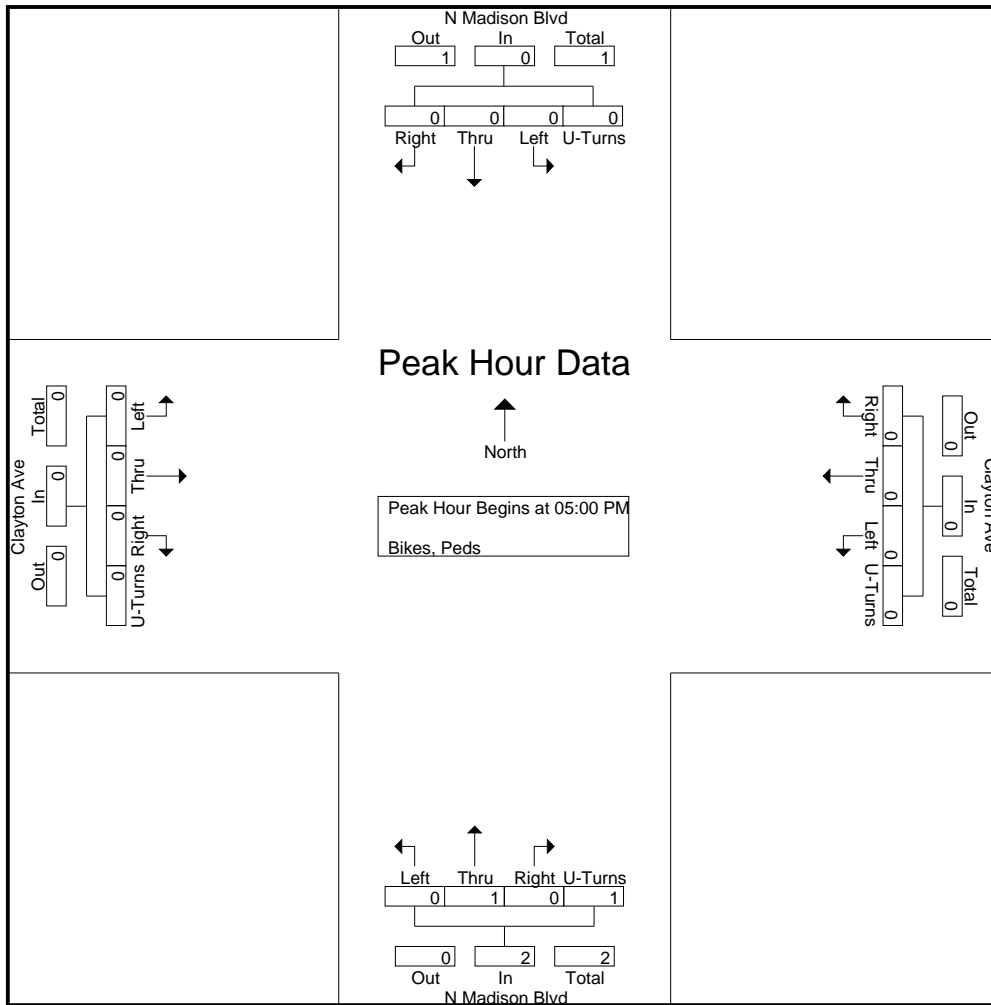


Quality Counts, LLC

920 Blairhill Rd, STE B106
Charlotte, NC 28217

File Name : 14473019 - N Madison Blvd & Clayton Ave
Site Code : 14473019
Start Date : 9/6/2017
Page No : 7

Start Time	N Madison Blvd Southbound					Clayton Ave Westbound					N Madison Blvd Northbound					Clayton Ave Eastbound					Int. Total
	Rig ht	Thr u	Left	Ped s	App. Total	Rig ht	Thr u	Left	Ped s	App. Total	Right	Thr u	Left	Peds	App. Total	Right	Thr u	Left	Peds	App. Total	
Peak Hour Analysis From 03:00 PM to 06:45 PM - Peak 1 of 1																					
Peak Hour for Entire Intersection Begins at 05:00 PM																					
05:00 PM	0	0	0	0	0	0	0	0	0	0	0	0	0	0	0	0	0	0	0	0	0
05:15 PM	0	0	0	0	0	0	0	0	0	0	0	0	0	0	0	0	0	0	0	0	0
05:30 PM	0	0	0	0	0	0	0	0	0	0	0	0	0	0	0	0	0	0	0	0	0
05:45 PM	0	0	0	0	0	0	0	0	0	0	0	1	0	1	2	0	0	0	0	0	0
Total Volume	0	0	0	0	0	0	0	0	0	0	0	1	0	1	2	0	0	0	0	0	0
% App. Total	0	0	0	0	0	0	0	0	0	0	0	50	0	50	100	0	0	0	0	0	0
PHF	.000	.000	.000	.000	.000	.000	.000	.000	.000	.000	.000	.250	.000	.250	.250	.000	.000	.000	.000	.000	.250



Quality Counts, LLC

920 Blairhill Rd, STE B106
Charlotte, NC 28217

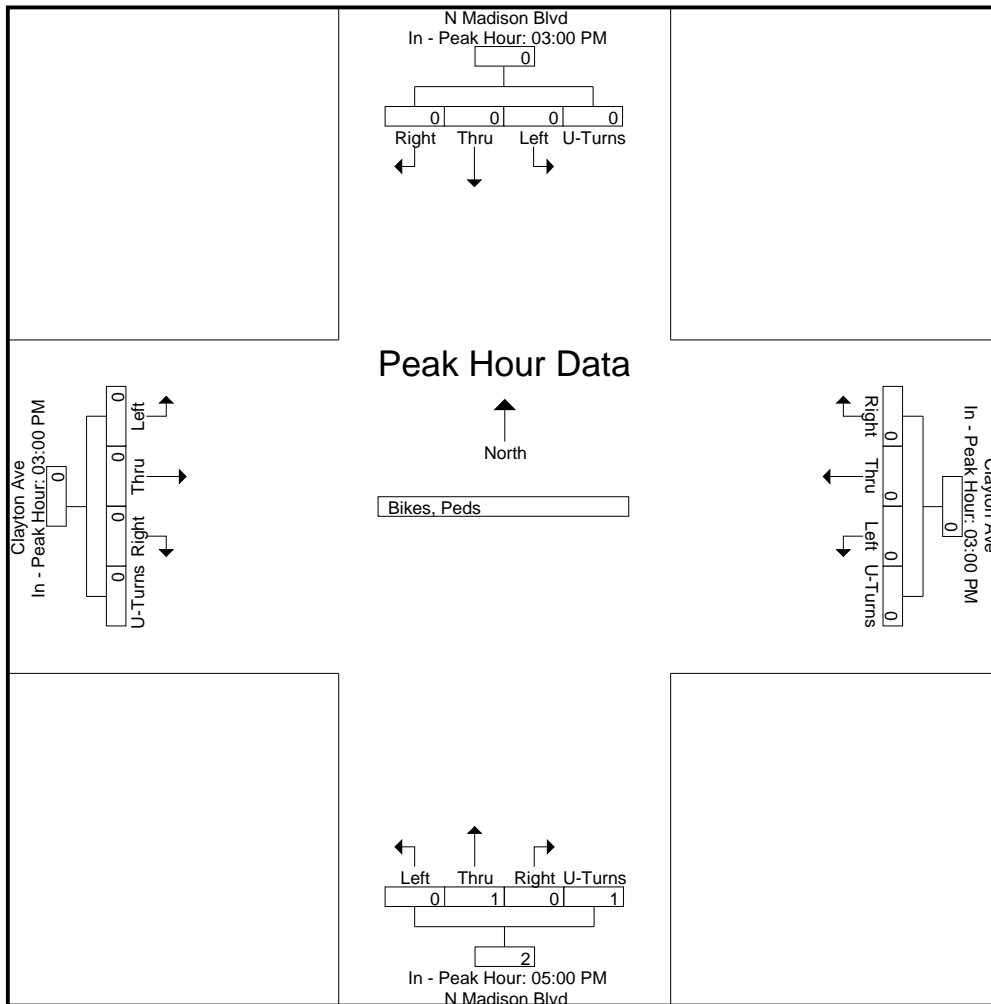
File Name : 14473019 - N Madison Blvd & Clayton Ave
Site Code : 14473019
Start Date : 9/6/2017
Page No : 8

Start Time	N Madison Blvd Southbound					Clayton Ave Westbound					N Madison Blvd Northbound					Clayton Ave Eastbound					Int. Total
	Rig ht	Thr u	Left	Ped s	App. Total	Rig ht	Thr u	Left	Ped s	App. Total	Right	Thr u	Left	Peds	App. Total	Right	Thr u	Left	Peds	App. Total	

Peak Hour Analysis From 03:00 PM to 06:45 PM - Peak 1 of 1

Peak Hour for Each Approach Begins at:

	03:00 PM					03:00 PM					05:00 PM					03:00 PM									
+0 mins.	0	0	0	0	0	0	0	0	0	0	0	0	0	0	0	0	0	0	0	0	0	0	0	0	0
+15 mins.	0	0	0	0	0	0	0	0	0	0	0	0	0	0	0	0	0	0	0	0	0	0	0	0	0
+30 mins.	0	0	0	0	0	0	0	0	0	0	0	0	0	0	0	0	0	0	0	0	0	0	0	0	0
+45 mins.	0	0	0	0	0	0	0	0	0	0	0	1	0	1	2	0	0	0	0	0	0	0	0	0	0
Total Volume	0	0	0	0	0	0	0	0	0	0	0	1	0	1	2	0	0	0	0	0	0	0	0	0	0
% App. Total	0	0	0	0	0	0	0	0	0	0	0	.50	0	.50	.250	0	0	0	0	0	0	0	0	0	0
PHF	.000	.000	.000	.000	.000	.000	.000	.000	.000	.000	.000	.250	.000	.250	.250	.000	.000	.000	.000	.000	.000	.000	.000	.000	.000



Quality Counts, LLC

920 Blairhill Rd, STE B106
Charlotte, NC 28217

File Name : 14473020 - N Madison Blvd & Carver Dr

Site Code : 14473020

Start Date : 8/30/2017

Page No : 1

Groups Printed- Classes 1, 2, 3 - Classes 4, 5, 6, 7 - Classes 8, 9, 10 - Classes 11, 12, 13 - Bikes, Peds

Start Time	N Madison Blvd Southbound					Carver Dr Westbound					N Madison Blvd Northbound					Carver Dr Eastbound					Int. Total
	Right	Thru	Left	Peds	App. Total	Right	Thru	Left	Peds	App. Total	Right	Thru	Left	Peds	App. Total	Right	Thru	Left	Peds	App. Total	
06:00 AM	4	95	0	0	99	1	1	1	0	3	0	36	5	0	41	7	0	2	1	10	153
06:15 AM	7	96	0	0	103	0	3	0	0	3	0	43	8	0	51	9	0	1	0	10	167
06:30 AM	9	104	1	0	114	0	1	0	0	1	0	60	11	0	71	6	1	3	0	10	196
06:45 AM	12	138	1	0	151	1	1	1	1	4	0	70	15	0	85	12	1	5	0	18	258
Total	32	433	2	0	467	2	6	2	1	11	0	209	39	0	248	34	2	11	1	48	774
07:00 AM	4	121	0	0	125	0	6	3	0	9	0	59	20	0	79	14	3	8	0	25	238
07:15 AM	11	140	1	0	152	0	6	1	0	7	2	70	48	0	120	19	0	7	0	26	305
07:30 AM	34	90	0	0	124	0	26	3	0	29	3	77	113	0	193	34	4	18	0	56	402
07:45 AM	26	111	4	0	141	5	10	1	0	16	3	126	78	0	207	79	10	20	0	109	473
Total	75	462	5	0	542	5	48	8	0	61	8	332	259	0	599	146	17	53	0	216	1418
08:00 AM	14	132	2	0	148	2	5	7	0	14	5	101	32	0	138	36	2	19	0	57	357
08:15 AM	12	114	1	0	127	1	3	3	0	7	7	79	21	0	107	27	6	12	0	45	286
08:30 AM	11	104	0	0	115	0	6	6	0	12	2	77	21	0	100	23	6	3	0	32	259
08:45 AM	10	114	4	0	128	1	9	6	0	16	6	79	24	0	109	25	8	7	0	40	293
Total	47	464	7	0	518	4	23	22	0	49	20	336	98	0	454	111	22	41	0	174	1195
09:00 AM	7	81	0	0	88	0	10	2	0	12	9	78	22	0	109	29	6	5	0	40	249
09:15 AM	10	101	1	0	112	2	9	6	0	17	1	68	30	0	99	26	7	13	0	46	274
09:30 AM	12	94	1	0	107	5	9	4	0	18	6	78	30	0	114	30	7	13	0	50	289
09:45 AM	3	93	3	0	99	6	11	11	0	28	6	78	23	0	107	33	13	8	0	54	288
Total	32	369	5	0	406	13	39	23	0	75	22	302	105	0	429	118	33	39	0	190	1100
10:00 AM	8	81	2	0	91	5	6	7	1	19	2	85	21	0	108	19	8	11	0	38	256
10:15 AM	17	85	5	0	107	5	6	7	0	18	3	88	38	0	129	22	8	6	0	36	290
10:30 AM	14	82	3	0	99	2	9	2	0	13	3	77	28	0	108	28	10	7	0	45	265
10:45 AM	14	88	2	0	104	3	11	7	0	21	2	75	30	0	107	24	12	5	0	41	273
Total	53	336	12	0	401	15	32	23	1	71	10	325	117	0	452	93	38	29	0	160	1084
11:00 AM	10	110	4	0	124	2	12	10	0	24	1	86	33	0	120	43	16	9	0	68	336
11:15 AM	6	96	2	0	104	5	7	9	0	21	6	99	28	0	133	42	13	16	0	71	329
11:30 AM	6	97	5	0	108	5	12	7	0	24	3	93	26	0	122	39	8	13	0	60	314
11:45 AM	10	93	4	1	108	6	7	5	0	18	4	111	31	0	146	46	11	11	0	68	340
Total	32	396	15	1	444	18	38	31	0	87	14	389	118	0	521	170	48	49	0	267	1319
12:00 PM	16	121	1	0	138	5	10	7	0	22	5	108	24	0	137	61	10	17	0	88	385
12:15 PM	7	141	5	0	153	5	9	15	1	30	7	115	34	0	156	51	8	13	0	72	411
12:30 PM	10	100	5	0	115	10	14	8	0	32	3	87	34	0	124	37	14	7	0	58	329
12:45 PM	7	92	2	0	101	2	15	14	1	32	9	98	45	0	152	43	9	11	0	63	348
Total	40	454	13	0	507	22	48	44	2	116	24	408	137	0	569	192	41	48	0	281	1473
01:00 PM	11	84	6	0	101	3	11	18	0	32	7	99	48	0	154	40	18	8	0	66	353
01:15 PM	13	128	5	0	146	3	10	11	0	24	5	113	36	0	154	55	14	11	0	80	404
01:30 PM	10	100	5	1	116	9	12	12	1	34	5	102	31	0	138	42	9	8	0	59	347
01:45 PM	13	100	1	0	114	2	11	6	0	19	4	91	28	0	123	37	10	16	0	63	319
Total	47	412	17	1	477	17	44	47	1	109	21	405	143	0	569	174	51	43	0	268	1423
02:00 PM	6	126	1	0	133	7	17	10	0	34	5	109	38	1	153	32	7	15	0	54	374
02:15 PM	15	108	3	0	126	6	15	11	0	32	5	92	47	0	144	42	10	10	0	62	364
02:30 PM	20	106	6	0	132	0	14	6	0	20	3	106	51	0	160	42	9	12	0	63	375
02:45 PM	19	103	3	0	125	2	14	10	0	26	0	100	47	0	147	57	5	18	0	80	378
Total	60	443	13	0	516	15	60	37	0	112	13	407	183	1	604	173	31	55	0	259	1491
03:00 PM	19	185	3	0	207	6	7	8	0	21	1	127	36	0	164	93	20	17	0	130	522
03:15 PM	12	131	2	0	145	6	11	12	0	29	6	99	60	1	166	56	19	26	0	101	441
03:30 PM	15	144	1	1	161	2	14	11	1	28	2	126	46	0	174	53	16	15	0	84	447
03:45 PM	10	92	4	0	106	6	17	7	0	30	2	133	37	0	172	42	13	14	0	69	377
Total	56	552	10	1	619	20	49	38	1	108	11	485	179	1	676	244	68	72	0	384	1787

Quality Counts, LLC

920 Blairhill Rd, STE B106
Charlotte, NC 28217

File Name : 14473020 - N Madison Blvd & Carver Dr

Site Code : 14473020

Start Date : 8/30/2017

Page No : 2

Groups Printed- Classes 1, 2, 3 - Classes 4, 5, 6, 7 - Classes 8, 9, 10 - Classes 11, 12, 13 - Bikes, Peds

Start Time	N Madison Blvd Southbound					Carver Dr Westbound					N Madison Blvd Northbound					Carver Dr Eastbound					Int. Total
	Right	Thru	Left	Peds	App. Total	Right	Thru	Left	Peds	App. Total	Right	Thru	Left	Peds	App. Total	Right	Thru	Left	Peds	App. Total	
04:00 PM	11	113	6	0	130	1	8	2	0	11	2	116	33	0	151	44	13	16	0	73	365
04:15 PM	18	104	3	0	125	1	11	9	0	21	0	140	33	0	173	41	8	16	0	65	384
04:30 PM	14	114	3	0	131	6	22	5	0	33	4	162	26	0	192	42	7	23	0	72	428
04:45 PM	12	123	4	1	140	5	13	9	0	27	2	137	41	0	180	42	6	19	0	67	414
Total	55	454	16	1	526	13	54	25	0	92	8	555	133	0	696	169	34	74	0	277	1591
05:00 PM	14	125	4	0	143	0	17	10	0	27	1	138	48	1	188	60	11	20	0	91	449
05:15 PM	14	126	3	0	143	4	15	8	0	27	4	142	57	0	203	62	11	22	0	95	468
05:30 PM	13	100	2	0	115	3	16	6	0	25	3	153	52	0	208	45	9	22	0	76	424
05:45 PM	15	123	5	0	143	4	16	9	0	29	2	145	42	0	189	47	7	25	0	79	440
Total	56	474	14	0	544	11	64	33	0	108	10	578	199	1	788	214	38	89	0	341	1781
06:00 PM	15	101	3	0	119	3	11	11	0	25	0	151	30	0	181	49	9	19	0	77	402
06:15 PM	6	124	3	0	133	1	8	6	0	15	0	145	18	0	163	35	9	12	0	56	367
06:30 PM	10	116	6	0	132	2	12	1	0	15	1	131	13	0	145	28	11	8	0	47	339
06:45 PM	7	109	2	0	118	1	7	5	0	13	1	129	30	0	160	43	10	12	0	65	356
Total	38	450	14	0	502	7	38	23	0	68	2	556	91	0	649	155	39	51	0	245	1464
Grand Total	623	5699	143	4	6469	162	543	356	6	1067	163	5287	1801	3	7254	1993	462	654	1	3110	17900
Apprch %	9.6	88.1	2.2	0.1		15.2	50.9	33.4	0.6		2.2	72.9	24.8	0		64.1	14.9	21	0		
Total %	3.5	31.8	0.8	0	36.1	0.9	3	2	0	6	0.9	29.5	10.1	0	40.5	11.1	2.6	3.7	0	17.4	
Classes 1, 2, 3	592	5299	141	4	6036	155	527	341	6	1029	157	4882	1747	2	6788	1912	448	623	1	2984	16837
% Classes 1, 2, 3	95	93	98.6	100	93.3	95.7	97.1	95.8	100	96.4	96.3	92.3	97	66.7	93.6	95.9	97	95.3	100	95.9	94.1
Classes 4, 5, 6, 7	25	199	2	0	226	7	15	15	0	37	5	168	48	0	221	75	14	29	0	118	602
% Classes 4, 5, 6, 7	4	3.5	1.4	0	3.5	4.3	2.8	4.2	0	3.5	3.1	3.2	2.7	0	3	3.8	3	4.4	0	3.8	3.4
Classes 8, 9, 10	6	200	0	0	206	0	0	0	0	0	1	236	6	0	243	6	0	2	0	8	457
% Classes 8, 9, 10	1	3.5	0	0	3.2	0	0	0	0	0	0.6	4.5	0.3	0	3.3	0.3	0	0.3	0	0.3	2.6
Classes 11, 12, 13	0	1	0	0	1	0	0	0	0	0	0	0	0	0	0	0	0	0	0	0	1
% Classes 11, 12, 13	0	0	0	0	0	0	0	0	0	0	0	0	0	0	0	0	0	0	0	0	0
Bikes, Peds	0	0	0	0	0	0	1	0	0	1	0	1	0	1	2	0	0	0	0	0	3
% Bikes, Peds	0	0	0	0	0	0	0.2	0	0	0.1	0	0	0	33.3	0	0	0	0	0	0	0

Quality Counts, LLC

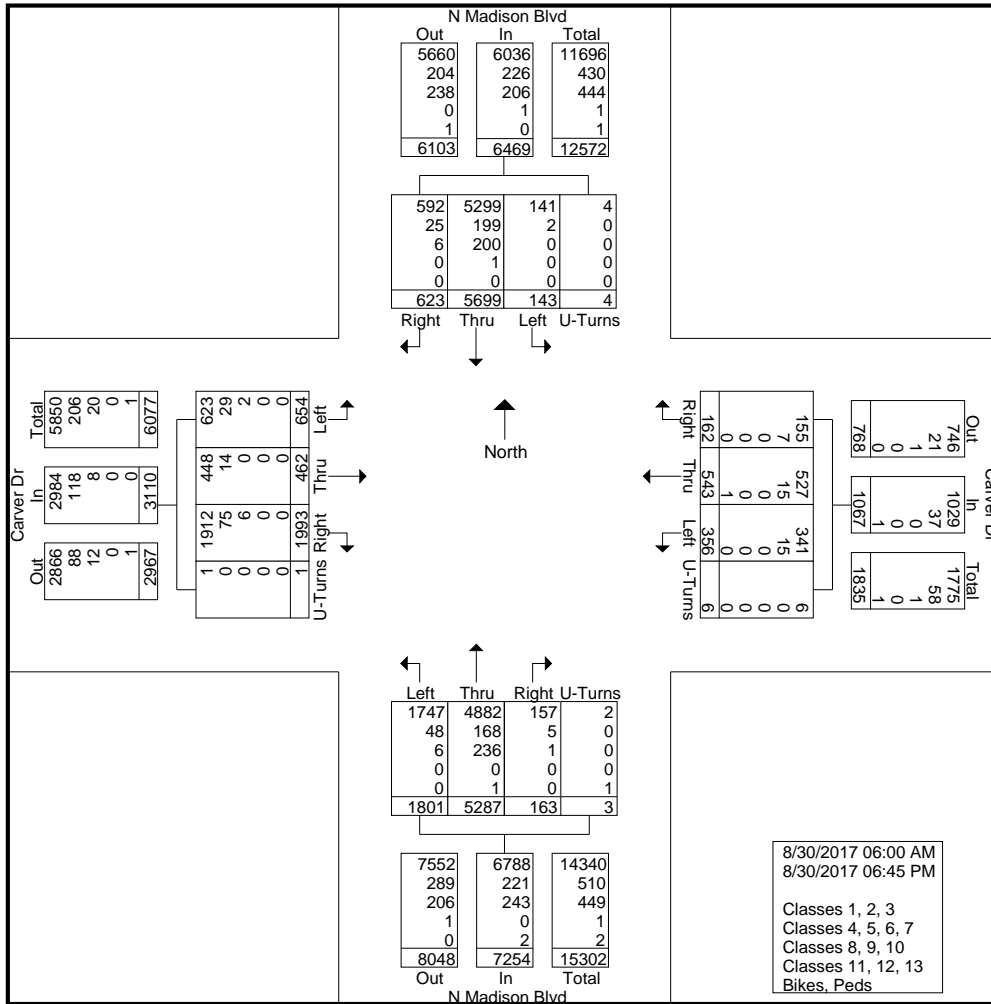
920 Blairhill Rd, STE B106
Charlotte, NC 28217

File Name : 14473020 - N Madison Blvd & Carver Dr

Site Code : 14473020

Start Date : 8/30/2017

Page No : 3

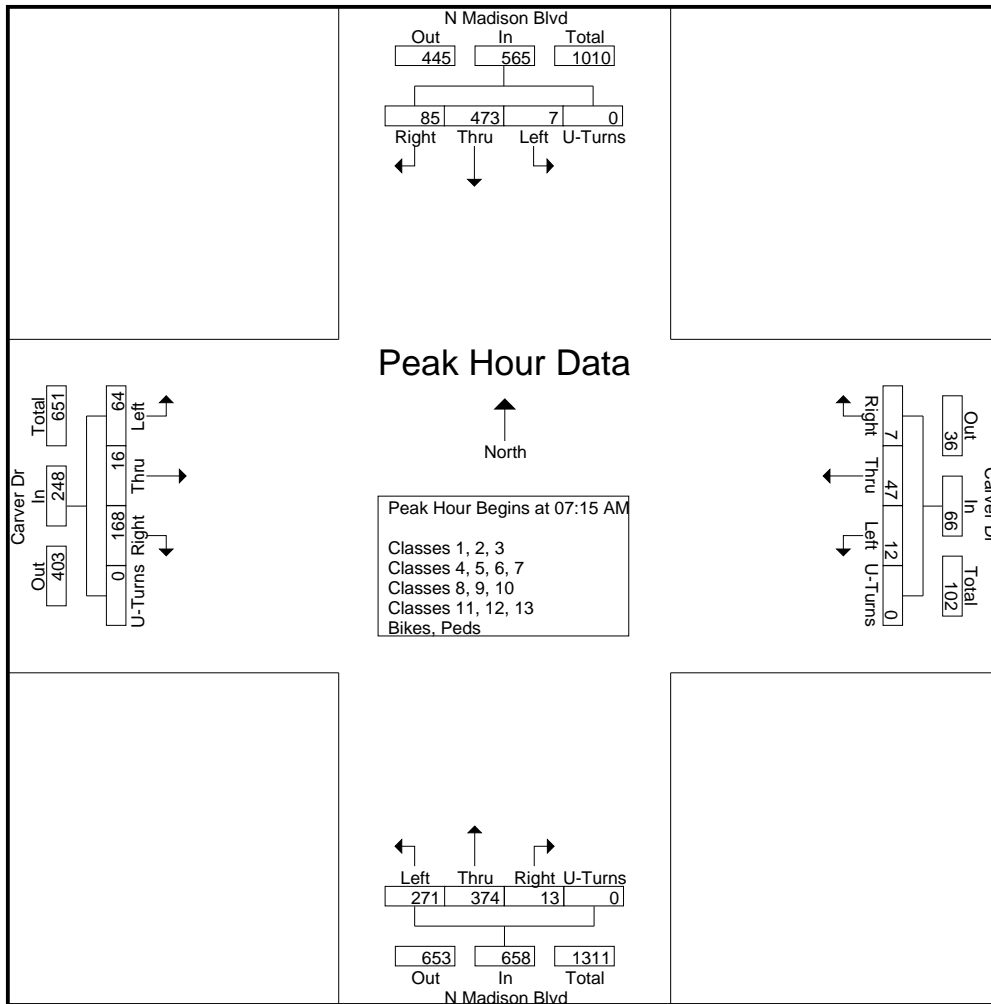


Quality Counts, LLC

920 Blairhill Rd, STE B106
Charlotte, NC 28217

File Name : 14473020 - N Madison Blvd & Carver Dr
Site Code : 14473020
Start Date : 8/30/2017
Page No : 4

Start Time	N Madison Blvd Southbound					Carver Dr Westbound					N Madison Blvd Northbound					Carver Dr Eastbound					Int. Total
	Right	Thru	Left	Peds	App. Total	Right	Thru	Left	Peds	App. Total	Right	Thru	Left	Peds	App. Total	Right	Thru	Left	Peds	App. Total	
Peak Hour Analysis From 06:00 AM to 09:45 AM - Peak 1 of 1																					
Peak Hour for Entire Intersection Begins at 07:15 AM																					
07:15 AM	11	140	1	0	152	0	6	1	0	7	2	70	48	0	120	19	0	7	0	26	305
07:30 AM	34	90	0	0	124	0	26	3	0	29	3	77	113	0	193	34	4	18	0	56	402
07:45 AM	26	111	4	0	141	5	10	1	0	16	3	126	78	0	207	79	10	20	0	109	473
08:00 AM	14	132	2	0	148	2	5	7	0	14	5	101	32	0	138	36	2	19	0	57	357
Total Volume	85	473	7	0	565	7	47	12	0	66	13	374	271	0	658	168	16	64	0	248	1537
% App. Total	15	83.7	1.2	0		10.6	71.2	18.2	0		2	56.8	41.2	0		67.7	6.5	25.8	0		
PHF	.625	.845	.438	.000	.929	.350	.452	.429	.000	.569	.650	.742	.600	.000	.795	.532	.400	.800	.000	.569	.812



Quality Counts, LLC

920 Blairhill Rd, STE B106
Charlotte, NC 28217

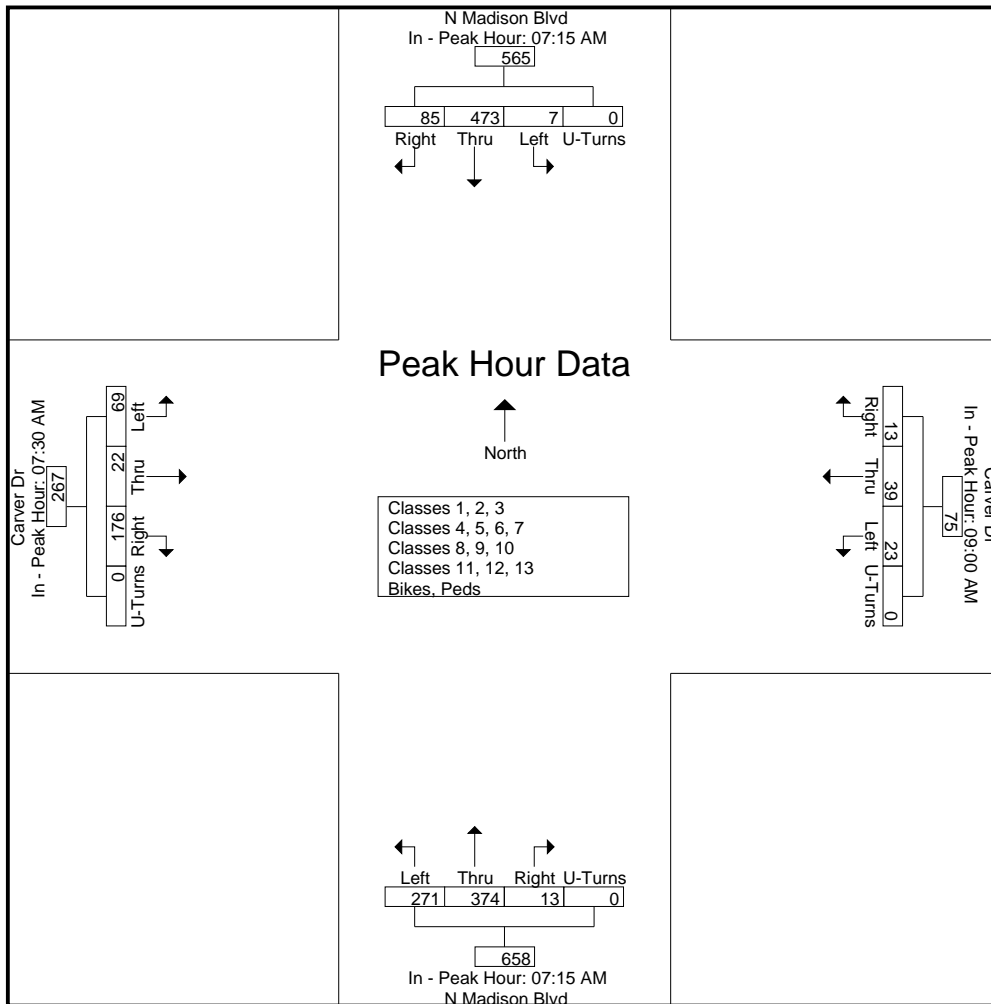
File Name : 14473020 - N Madison Blvd & Carver Dr
Site Code : 14473020
Start Date : 8/30/2017
Page No : 5

Start Time	N Madison Blvd Southbound					Carver Dr Westbound					N Madison Blvd Northbound					Carver Dr Eastbound					Int. Total
	Right	Thru	Left	Peds	App. Total	Right	Thru	Left	Peds	App. Total	Right	Thru	Left	Peds	App. Total	Right	Thru	Left	Peds	App. Total	

Peak Hour Analysis From 06:00 AM to 09:45 AM - Peak 1 of 1

Peak Hour for Each Approach Begins at:

	07:15 AM					09:00 AM					07:15 AM					07:30 AM				
+0 mins.	11	140	1	0	152	0	10	2	0	12	2	70	48	0	120	34	4	18	0	56
+15 mins.	34	90	0	0	124	2	9	6	0	17	3	77	113	0	193	79	10	20	0	109
+30 mins.	26	111	4	0	141	5	9	4	0	18	3	126	78	0	207	36	2	19	0	57
+45 mins.	14	132	2	0	148	6	11	11	0	28	5	101	32	0	138	27	6	12	0	45
Total Volume	85	473	7	0	565	13	39	23	0	75	13	374	271	0	658	176	22	69	0	267
% App. Total	15	83.7	1.2	0		17.3	52	30.7	0		2	56.8	41.2	0		65.9	8.2	25.8	0	
PHF	.625	.845	.438	.000	.929	.542	.886	.523	.000	.670	.650	.742	.600	.000	.795	.557	.550	.863	.000	.612

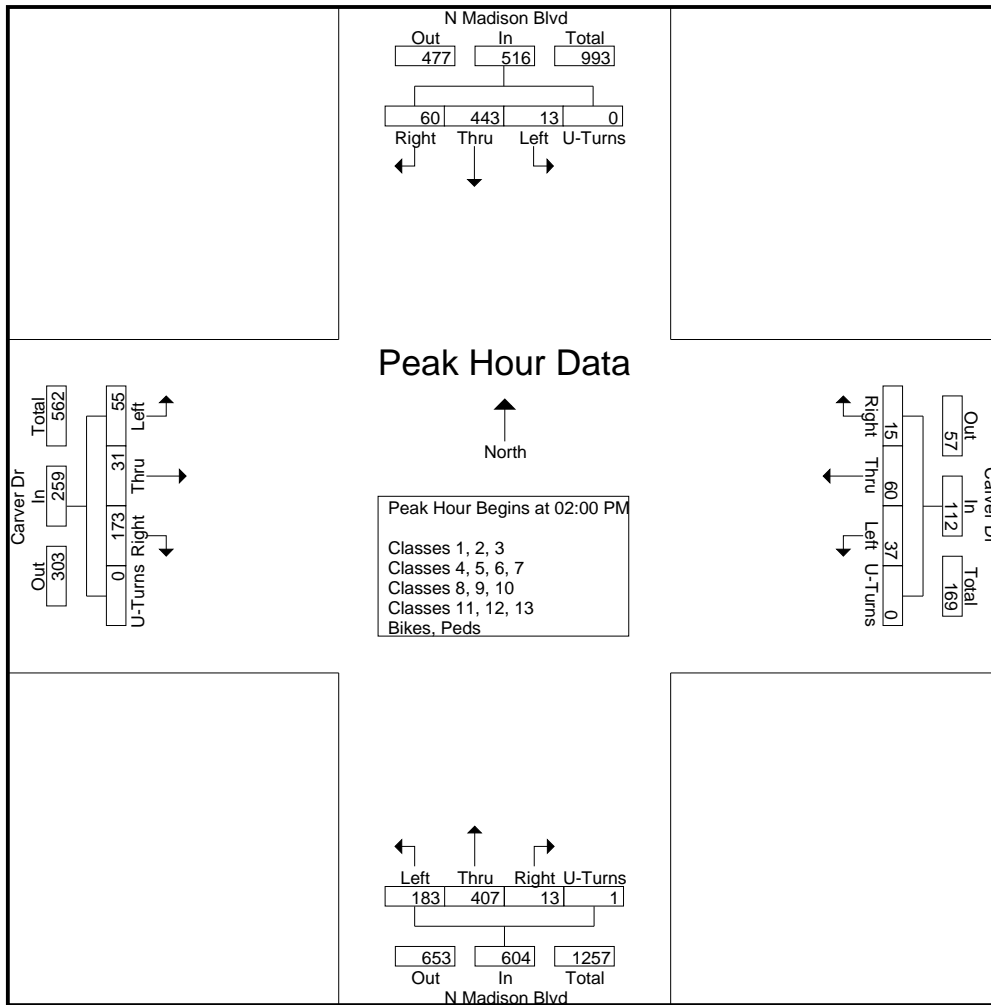


Quality Counts, LLC

920 Blairhill Rd, STE B106
Charlotte, NC 28217

File Name : 14473020 - N Madison Blvd & Carver Dr
Site Code : 14473020
Start Date : 8/30/2017
Page No : 6

Start Time	N Madison Blvd Southbound					Carver Dr Westbound					N Madison Blvd Northbound					Carver Dr Eastbound					Int. Total
	Rig ht	Thr u	Left	Ped s	App. Total	Rig ht	Thr u	Left	Ped s	App. Total	Right	Thr u	Left	Peds	App. Total	Right	Thr u	Left	Peds	App. Total	
Peak Hour Analysis From 10:00 AM to 02:45 PM - Peak 1 of 1																					
Peak Hour for Entire Intersection Begins at 02:00 PM																					
02:00 PM	6	126	1	0	133	7	17	10	0	34	5	109	38	1	153	32	7	15	0	54	374
02:15 PM	15	108	3	0	126	6	15	11	0	32	5	92	47	0	144	42	10	10	0	62	364
02:30 PM	20	106	6	0	132	0	14	6	0	20	3	106	51	0	160	42	9	12	0	63	375
02:45 PM	19	103	3	0	125	2	14	10	0	26	0	100	47	0	147	57	5	18	0	80	378
Total Volume	60	443	13	0	516	15	60	37	0	112	13	407	183	1	604	173	31	55	0	259	1491
% App. Total	11.6	85.9	2.5	0		13.4	53.6	33	0		2.2	67.4	30.3	0.2		66.8	12	21.2	0		
PHF	.750	.879	.542	.000	.970	.536	.882	.841	.000	.824	.650	.933	.897	.250	.944	.759	.775	.764	.000	.809	.986



Quality Counts, LLC

920 Blairhill Rd, STE B106
Charlotte, NC 28217

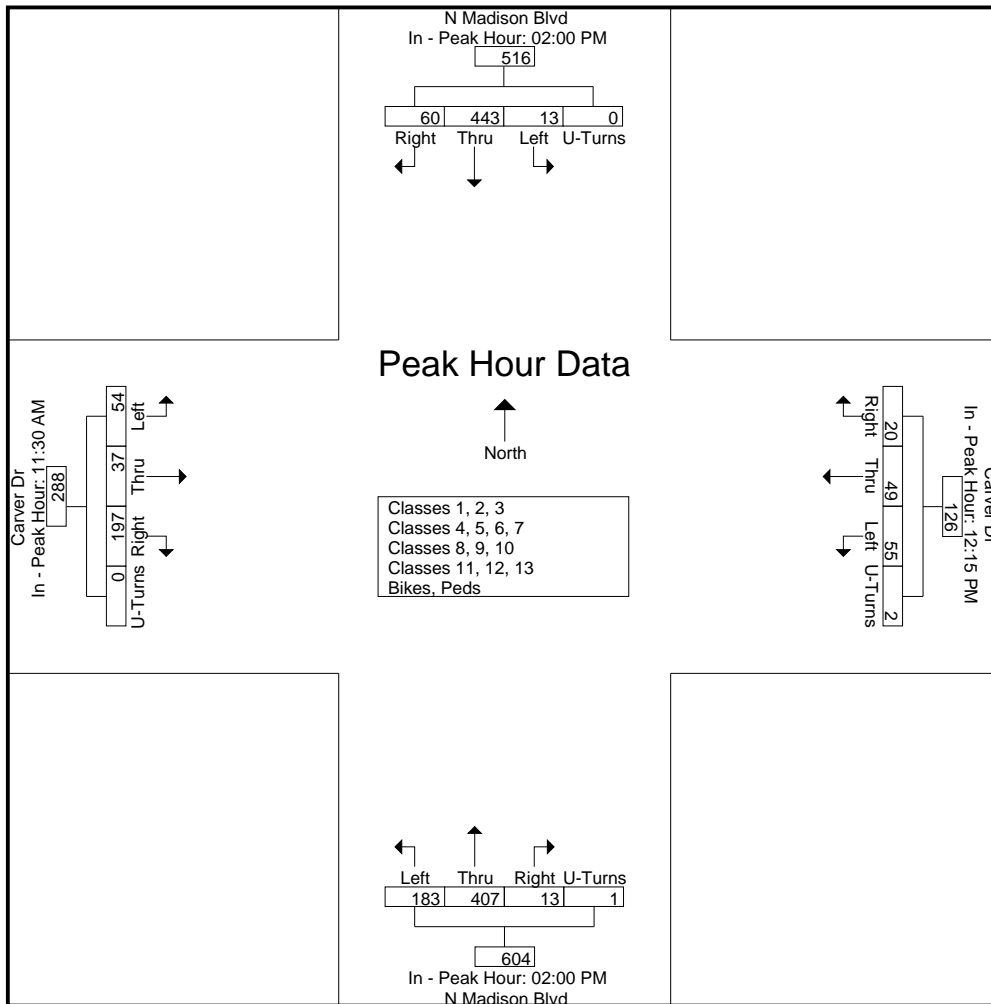
File Name : 14473020 - N Madison Blvd & Carver Dr
Site Code : 14473020
Start Date : 8/30/2017
Page No : 7

Start Time	N Madison Blvd Southbound					Carver Dr Westbound					N Madison Blvd Northbound					Carver Dr Eastbound					Int. Total
	Rig ht	Thr u	Left	Ped s	App. Total	Rig ht	Thr u	Left	Ped s	App. Total	Right	Thr u	Left	Peds	App. Total	Right	Thr u	Left	Peds	App. Total	

Peak Hour Analysis From 10:00 AM to 02:45 PM - Peak 1 of 1

Peak Hour for Each Approach Begins at:

	02:00 PM					12:15 PM					02:00 PM					11:30 AM				
+0 mins.	6	126	1	0	133	5	9	15	1	30	5	109	38	1	153	39	8	13	0	60
+15 mins.	15	108	3	0	126	10	14	8	0	32	5	92	47	0	144	46	11	11	0	68
+30 mins.	20	106	6	0	132	2	15	14	1	32	3	106	51	0	160	61	10	17	0	88
+45 mins.	19	103	3	0	125	3	11	18	0	32	0	100	47	0	147	51	8	13	0	72
Total Volume	60	443	13	0	516	20	49	55	2	126	13	407	183	1	604	197	37	54	0	288
% App. Total	11.6	85.9	2.5	0		15.9	38.9	43.7	1.6		2.2	67.4	30.3	0.2		68.4	12.8	18.8	0	
PHF	.750	.879	.542	.000	.970	.500	.817	.764	.500	.984	.650	.933	.897	.250	.944	.807	.841	.794	.000	.818

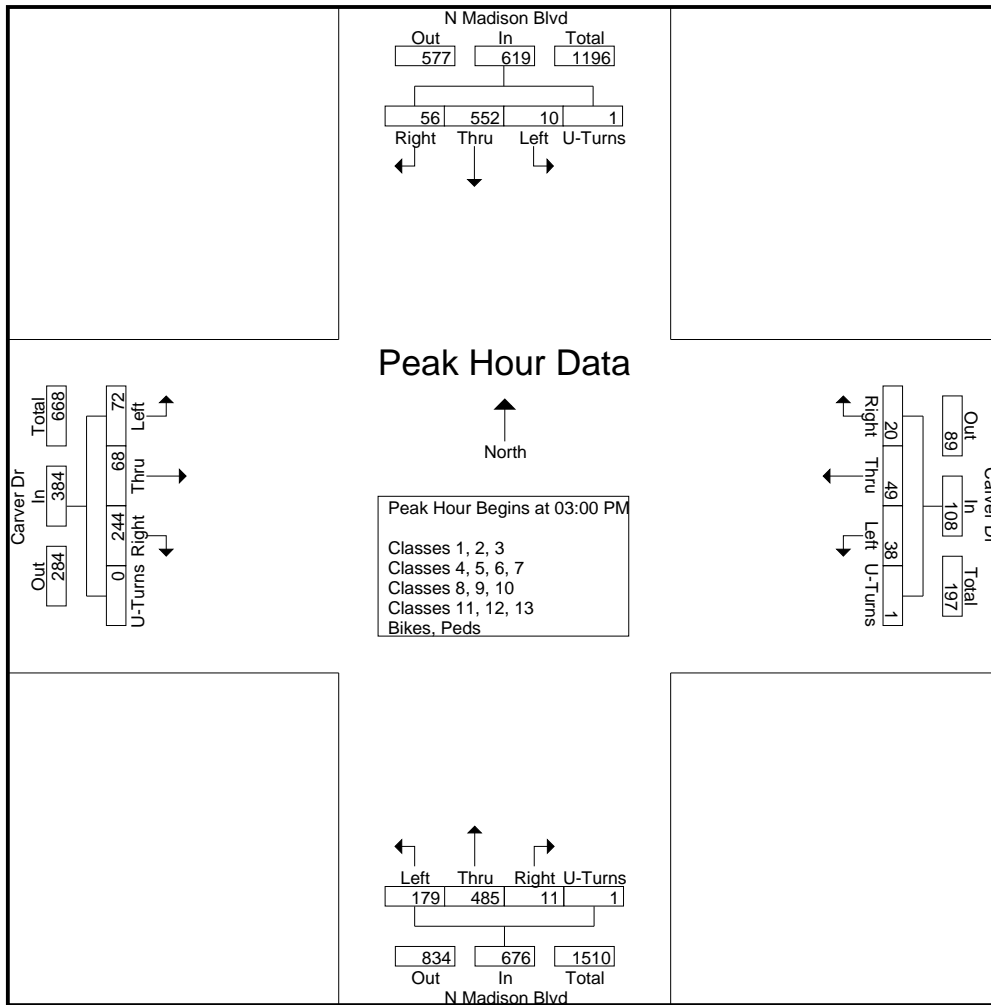


Quality Counts, LLC

920 Blairhill Rd, STE B106
Charlotte, NC 28217

File Name : 14473020 - N Madison Blvd & Carver Dr
Site Code : 14473020
Start Date : 8/30/2017
Page No : 8

Start Time	N Madison Blvd Southbound					Carver Dr Westbound					N Madison Blvd Northbound					Carver Dr Eastbound					Int. Total
	Right	Thru	Left	Peds	App. Total	Right	Thru	Left	Peds	App. Total	Right	Thru	Left	Peds	App. Total	Right	Thru	Left	Peds	App. Total	
Peak Hour Analysis From 03:00 PM to 06:45 PM - Peak 1 of 1																					
Peak Hour for Entire Intersection Begins at 03:00 PM																					
03:00 PM	19	185	3	0	207	6	7	8	0	21	1	127	36	0	164	93	20	17	0	130	522
03:15 PM	12	131	2	0	145	6	11	12	0	29	6	99	60	1	166	56	19	26	0	101	441
03:30 PM	15	144	1	1	161	2	14	11	1	28	2	126	46	0	174	53	16	15	0	84	447
03:45 PM	10	92	4	0	106	6	17	7	0	30	2	133	37	0	172	42	13	14	0	69	377
Total Volume	56	552	10	1	619	20	49	38	1	108	11	485	179	1	676	244	68	72	0	384	1787
% App. Total	9	89.2	1.6	0.2		18.5	45.4	35.2	0.9		1.6	71.7	26.5	0.1		63.5	17.7	18.8	0		
PHF	.737	.746	.625	.250	.748	.833	.721	.792	.250	.900	.458	.912	.746	.250	.971	.656	.850	.692	.000	.738	.856



Quality Counts, LLC

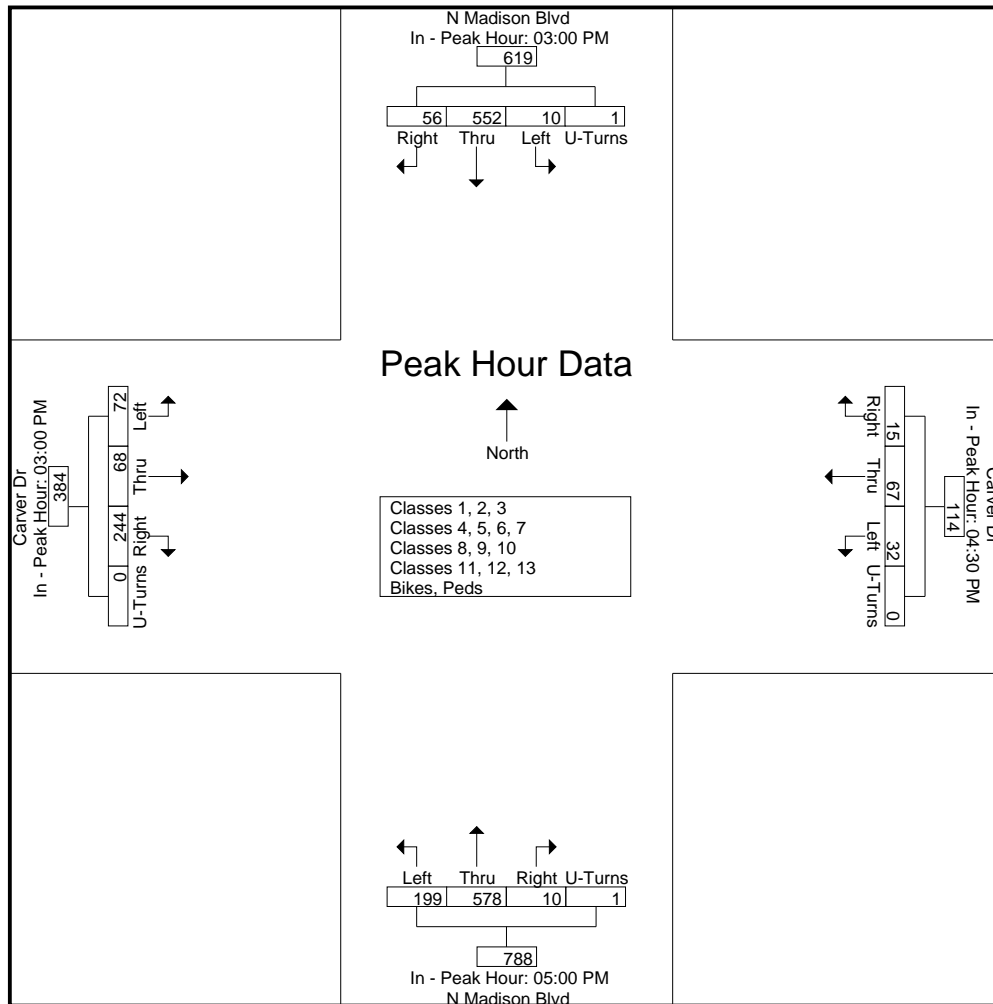
920 Blairhill Rd, STE B106
Charlotte, NC 28217

File Name : 14473020 - N Madison Blvd & Carver Dr
Site Code : 14473020
Start Date : 8/30/2017
Page No : 9

Start Time	N Madison Blvd Southbound					Carver Dr Westbound					N Madison Blvd Northbound					Carver Dr Eastbound					Int. Total
	Rig ht	Thr u	Left	Ped s	App. Total	Rig ht	Thr u	Left	Ped s	App. Total	Right	Thr u	Left	Peds	App. Total	Right	Thr u	Left	Peds	App. Total	

Peak Hour Analysis From 03:00 PM to 06:45 PM - Peak 1 of 1
Peak Hour for Each Approach Begins at:

	03:00 PM					04:30 PM					05:00 PM					03:00 PM				
+0 mins.	19	185	3	0	207	6	22	5	0	33	1	138	48	1	188	93	20	17	0	130
+15 mins.	12	131	2	0	145	5	13	9	0	27	4	142	57	0	203	56	19	26	0	101
+30 mins.	15	144	1	1	161	0	17	10	0	27	3	153	52	0	208	53	16	15	0	84
+45 mins.	10	92	4	0	106	4	15	8	0	27	2	145	42	0	189	42	13	14	0	69
Total Volume	56	552	10	1	619	15	67	32	0	114	10	578	199	1	788	244	68	72	0	384
% App. Total	9	89.2	1.6	0.2		13.2	58.8	28.1	0		1.3	73.4	25.3	0.1		63.5	17.7	18.8	0	
PHF	.737	.746	.625	.250	.748	.625	.761	.800	.000	.864	.625	.944	.873	.250	.947	.656	.850	.692	.000	.738



Quality Counts, LLC

920 Blairhill Rd, STE B106
Charlotte, NC 28217

File Name : 14473020 - N Madison Blvd & Carver Dr

Site Code : 14473020

Start Date : 8/30/2017

Page No : 1

Groups Printed- Classes 1, 2, 3

Start Time	N Madison Blvd Southbound					Carver Dr Westbound					N Madison Blvd Northbound					Carver Dr Eastbound					Int. Total
	Right	Thru	Left	U-Turns	App. Total	Right	Thru	Left	U-Turns	App. Total	Right	Thru	Left	U-Turns	App. Total	Right	Thru	Left	U-Turns	App. Total	
06:00 AM	4	89	0	0	93	1	1	1	0	3	0	32	5	0	37	5	0	2	1	8	141
06:15 AM	7	90	0	0	97	0	3	0	0	3	0	37	8	0	45	7	0	1	0	8	153
06:30 AM	7	101	1	0	109	0	1	0	0	1	0	57	10	0	67	5	0	2	0	7	184
06:45 AM	12	130	1	0	143	1	1	1	1	4	0	59	15	0	74	9	1	3	0	13	234
Total	30	410	2	0	442	2	6	2	1	11	0	185	38	0	223	26	1	8	1	36	712
07:00 AM	4	113	0	0	117	0	6	3	0	9	0	55	20	0	75	13	3	7	0	23	224
07:15 AM	10	129	1	0	140	0	5	1	0	6	2	62	47	0	111	18	0	6	0	24	281
07:30 AM	31	84	0	0	115	0	25	1	0	26	3	73	104	0	180	33	4	15	0	52	373
07:45 AM	25	105	3	0	133	5	9	1	0	15	2	116	69	0	187	71	9	17	0	97	432
Total	70	431	4	0	505	5	45	6	0	56	7	306	240	0	553	135	16	45	0	196	1310
08:00 AM	14	118	2	0	134	1	5	6	0	12	5	94	30	0	129	36	2	18	0	56	331
08:15 AM	12	107	1	0	120	1	3	2	0	6	7	70	20	0	97	26	4	12	0	42	265
08:30 AM	11	93	0	0	104	0	6	5	0	11	2	66	20	0	88	22	6	3	0	31	234
08:45 AM	10	105	4	0	119	1	9	5	0	15	6	68	22	0	96	24	8	6	0	38	268
Total	47	423	7	0	477	3	23	18	0	44	20	298	92	0	410	108	20	39	0	167	1098
09:00 AM	7	71	0	0	78	0	9	2	0	11	9	75	22	0	106	29	6	4	0	39	234
09:15 AM	10	92	1	0	103	2	9	6	0	17	1	58	28	0	87	24	6	13	0	43	250
09:30 AM	10	87	1	0	98	5	8	4	0	17	6	65	29	0	100	28	7	13	0	48	263
09:45 AM	3	90	3	0	96	6	9	11	0	26	6	72	23	0	101	31	13	8	0	52	275
Total	30	340	5	0	375	13	35	23	0	71	22	270	102	0	394	112	32	38	0	182	1022
10:00 AM	7	78	2	0	87	5	6	7	1	19	2	74	21	0	97	15	8	11	0	34	237
10:15 AM	15	77	5	0	97	4	6	7	0	17	3	82	38	0	123	22	8	5	0	35	272
10:30 AM	14	76	3	0	93	2	9	2	0	13	2	71	28	0	101	25	10	7	0	42	249
10:45 AM	14	78	2	0	94	3	11	7	0	21	2	69	28	0	99	23	11	4	0	38	252
Total	50	309	12	0	371	14	32	23	1	70	9	296	115	0	420	85	37	27	0	149	1010
11:00 AM	10	101	4	0	115	2	12	10	0	24	1	80	33	0	114	41	16	9	0	66	319
11:15 AM	5	88	2	0	95	5	7	9	0	21	6	85	28	0	119	41	13	16	0	70	305
11:30 AM	6	91	5	0	102	4	11	7	0	22	3	79	26	0	108	37	8	12	0	57	289
11:45 AM	8	84	4	1	97	6	7	5	0	18	4	103	31	0	138	43	10	10	0	63	316
Total	29	364	15	1	409	17	37	31	0	85	14	347	118	0	479	162	47	47	0	256	1229
12:00 PM	14	112	1	0	127	5	10	7	0	22	5	100	24	0	129	61	10	16	0	87	365
12:15 PM	6	132	5	0	143	5	9	15	1	30	6	107	34	0	147	51	8	13	0	72	392
12:30 PM	10	91	5	0	106	10	13	7	0	30	3	78	34	0	115	37	14	7	0	58	309
12:45 PM	7	84	2	0	93	2	15	13	1	31	9	89	42	0	140	43	9	9	0	61	325
Total	37	419	13	0	469	22	47	42	2	113	23	374	134	0	531	192	41	45	0	278	1391
01:00 PM	10	79	6	0	95	3	11	18	0	32	7	90	48	0	145	39	18	7	0	64	336
01:15 PM	13	120	5	0	138	2	10	10	0	22	5	104	36	0	145	54	14	11	0	79	384
01:30 PM	10	89	5	1	105	9	12	12	1	34	4	89	31	0	124	41	9	8	0	58	321
01:45 PM	13	87	1	0	101	2	10	6	0	18	4	81	28	0	113	36	10	15	0	61	293
Total	46	375	17	1	439	16	43	46	1	106	20	364	143	0	527	170	51	41	0	262	1334
02:00 PM	6	118	1	0	125	7	17	9	0	33	5	101	38	1	145	32	7	15	0	54	357
02:15 PM	14	98	3	0	115	6	15	11	0	32	4	85	46	0	135	41	9	10	0	60	342
02:30 PM	20	94	6	0	120	0	14	5	0	19	2	94	51	0	147	41	8	11	0	60	346
02:45 PM	19	95	3	0	117	2	13	9	0	24	0	91	41	0	132	48	5	17	0	70	343
Total	59	405	13	0	477	15	59	34	0	108	11	371	176	1	559	162	29	53	0	244	1388
03:00 PM	19	179	3	0	201	6	7	7	0	20	1	118	36	0	155	80	18	17	0	115	491
03:15 PM	11	125	2	0	138	5	11	11	0	27	6	89	59	1	155	55	19	25	0	99	419
03:30 PM	14	135	1	1	151	1	13	10	1	25	2	113	45	0	160	52	16	15	0	83	419
03:45 PM	10	89	4	0	103	5	15	7	0	27	2	125	35	0	162	41	12	14	0	67	359
Total	54	528	10	1	593	17	46	35	1	99	11	445	175	1	632	228	65	71	0	364	1688

Quality Counts, LLC

920 Blairhill Rd, STE B106
Charlotte, NC 28217

File Name : 14473020 - N Madison Blvd & Carver Dr

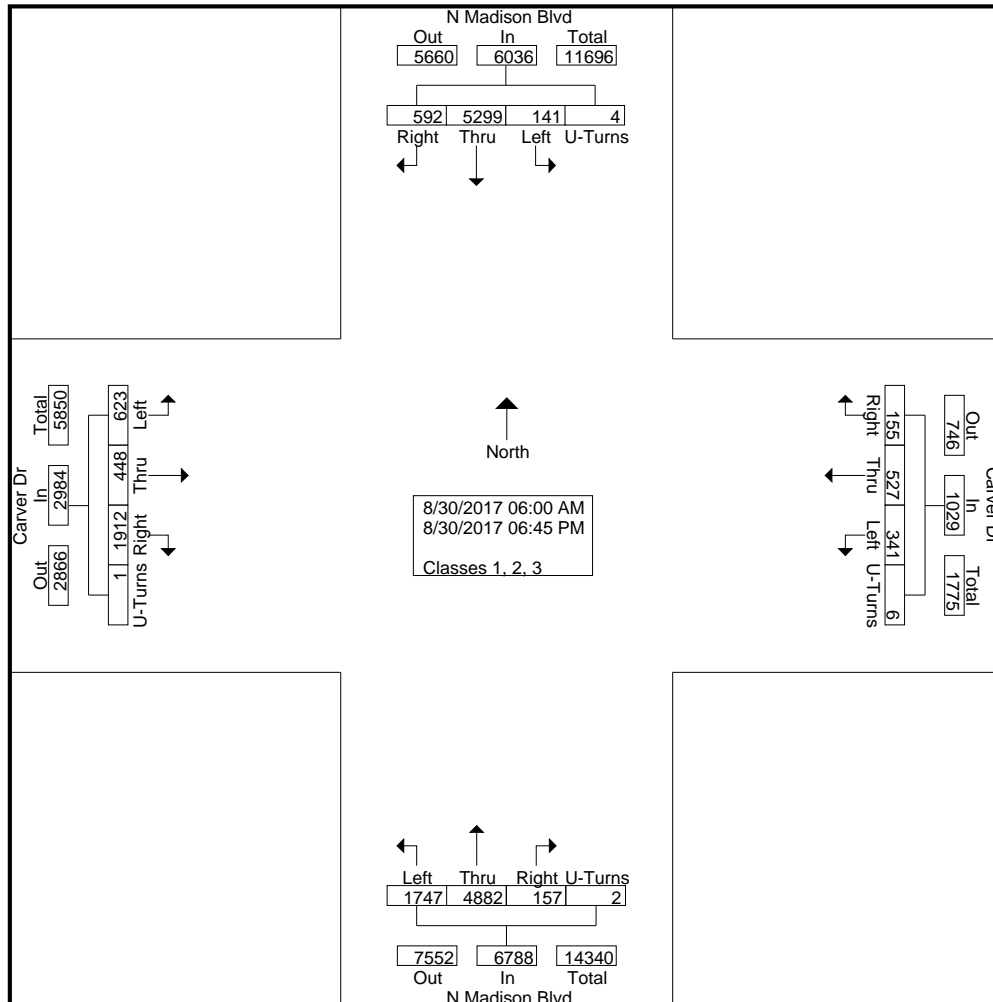
Site Code : 14473020

Start Date : 8/30/2017

Page No : 2

Groups Printed- Classes 1, 2, 3

Start Time	N Madison Blvd Southbound					Carver Dr Westbound					N Madison Blvd Northbound					Carver Dr Eastbound					Int. Total
	Right	Thru	Left	U-Turns	App. Total	Right	Thru	Left	U-Turns	App. Total	Right	Thru	Left	U-Turns	App. Total	Right	Thru	Left	U-Turns	App. Total	
04:00 PM	9	109	5	0	123	1	8	2	0	11	2	105	30	0	137	44	13	14	0	71	342
04:15 PM	14	97	3	0	114	1	11	9	0	21	0	126	32	0	158	41	8	15	0	64	357
04:30 PM	14	104	3	0	121	6	21	5	0	32	4	156	23	0	183	40	7	23	0	70	406
04:45 PM	11	110	4	1	126	5	13	9	0	27	2	129	41	0	172	42	5	19	0	66	391
Total	48	420	15	1	484	13	53	25	0	91	8	516	126	0	650	167	33	71	0	271	1496
05:00 PM	14	112	4	0	130	0	16	10	0	26	1	135	48	0	184	60	11	19	0	90	430
05:15 PM	12	120	3	0	135	4	15	8	0	27	4	135	57	0	196	60	11	22	0	93	451
05:30 PM	13	91	2	0	106	3	16	6	0	25	3	149	51	0	203	45	9	22	0	76	410
05:45 PM	15	115	5	0	135	4	16	9	0	29	2	141	41	0	184	46	7	25	0	78	426
Total	54	438	14	0	506	11	63	33	0	107	10	560	197	0	767	211	38	88	0	337	1717
06:00 PM	15	99	3	0	117	3	11	11	0	25	0	149	30	0	179	49	9	19	0	77	398
06:15 PM	6	119	3	0	128	1	8	6	0	15	0	145	18	0	163	35	9	12	0	56	362
06:30 PM	10	112	6	0	128	2	12	1	0	15	1	129	13	0	143	28	10	7	0	45	331
06:45 PM	7	107	2	0	116	1	7	5	0	13	1	127	30	0	158	42	10	12	0	64	351
Total	38	437	14	0	489	7	38	23	0	68	2	550	91	0	643	154	38	50	0	242	1442
Grand Total	592	5299	141	4	6036	155	527	341	6	1029	157	4882	1747	2	6788	1912	448	623	1	2984	16837
Apprch %	9.8	87.8	2.3	0.1		15.1	51.2	33.1	0.6		2.3	71.9	25.7	0		64.1	15	20.9	0		
Total %	3.5	31.5	0.8	0	35.8	0.9	3.1	2	0	6.1	0.9	29	10.4	0	40.3	11.4	2.7	3.7	0	17.7	

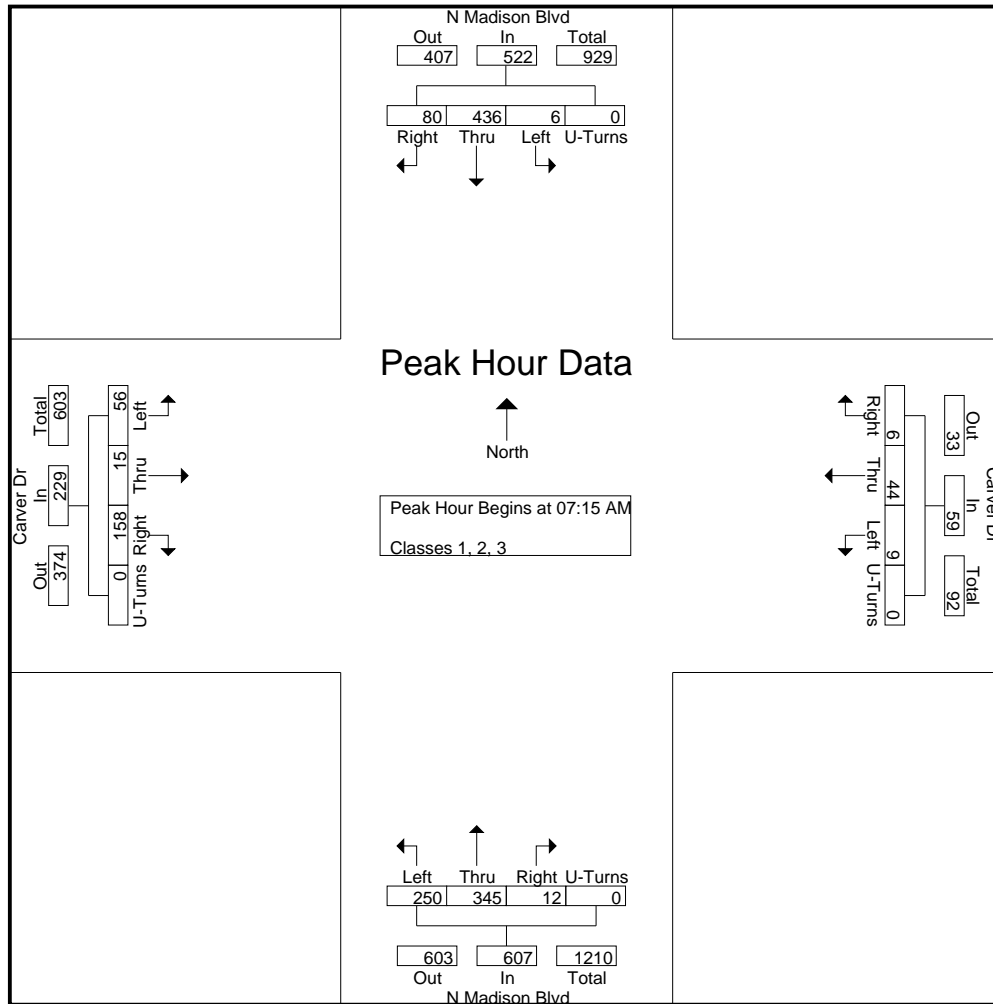


Quality Counts, LLC

920 Blairhill Rd, STE B106
Charlotte, NC 28217

File Name : 14473020 - N Madison Blvd & Carver Dr
Site Code : 14473020
Start Date : 8/30/2017
Page No : 3

Start Time	N Madison Blvd Southbound					Carver Dr Westbound					N Madison Blvd Northbound					Carver Dr Eastbound					Int. Total
	Right	Thru	Left	U-Turns	App. Total	Right	Thru	Left	U-Turns	App. Total	Right	Thru	Left	U-Turns	App. Total	Right	Thru	Left	U-Turns	App. Total	
Peak Hour Analysis From 06:00 AM to 09:45 AM - Peak 1 of 1																					
Peak Hour for Entire Intersection Begins at 07:15 AM																					
07:15 AM	10	129	1	0	140	0	5	1	0	6	2	62	47	0	111	18	0	6	0	24	281
07:30 AM	31	84	0	0	115	0	25	1	0	26	3	73	104	0	180	33	4	15	0	52	373
07:45 AM	25	105	3	0	133	5	9	1	0	15	2	116	69	0	187	71	9	17	0	97	432
08:00 AM	14	118	2	0	134	1	5	6	0	12	5	94	30	0	129	36	2	18	0	56	331
Total Volume	80	436	6	0	522	6	44	9	0	59	12	345	250	0	607	158	15	56	0	229	1417
% App. Total	15.3	83.5	1.1	0		10.2	74.6	15.3	0		2	56.8	41.2	0		69	6.6	24.5	0		
PHF	.645	.845	.500	.000	.932	.300	.440	.375	.000	.567	.600	.744	.601	.000	.811	.556	.417	.778	.000	.590	.820



Quality Counts, LLC

920 Blairhill Rd, STE B106
Charlotte, NC 28217

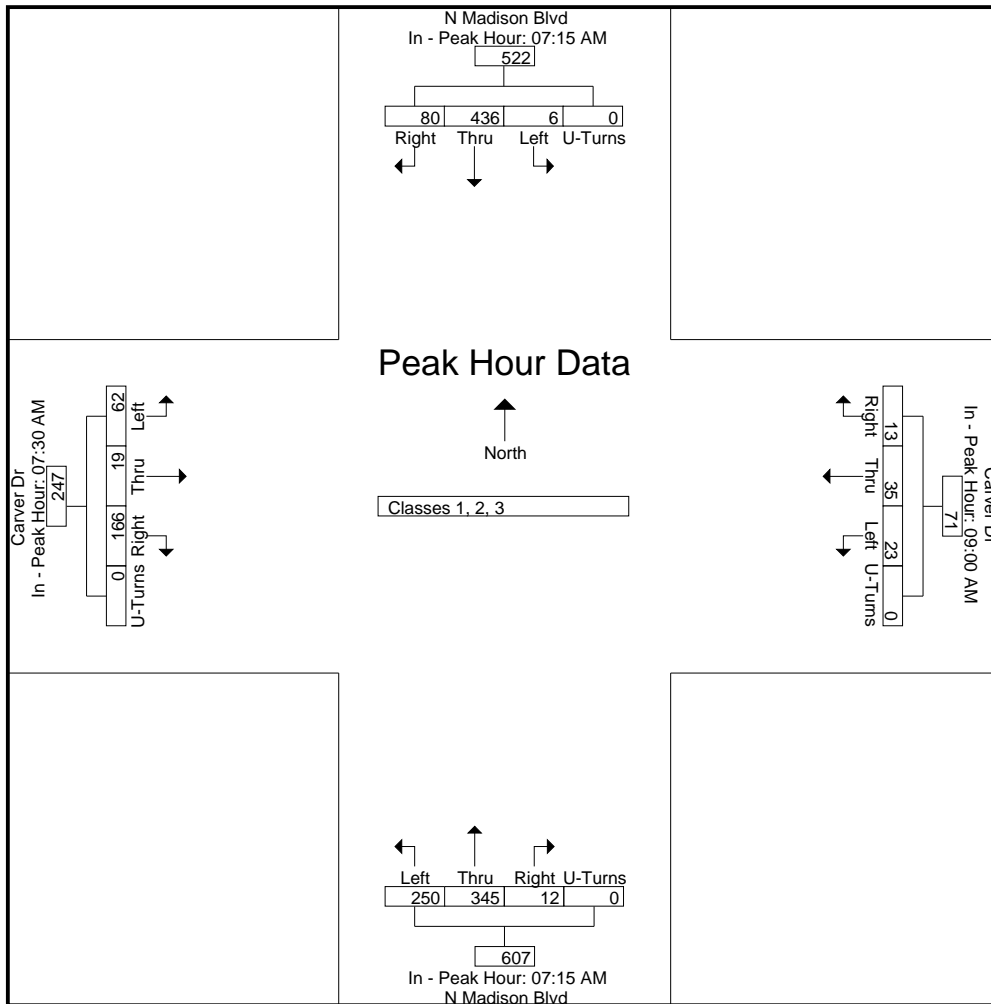
File Name : 14473020 - N Madison Blvd & Carver Dr
Site Code : 14473020
Start Date : 8/30/2017
Page No : 4

Start Time	N Madison Blvd Southbound					Carver Dr Westbound					N Madison Blvd Northbound					Carver Dr Eastbound					Int. Total
	Right	Thru	Left	U-Turns	App. Total	Right	Thru	Left	U-Turns	App. Total	Right	Thru	Left	U-Turns	App. Total	Right	Thru	Left	U-Turns	App. Total	

Peak Hour Analysis From 06:00 AM to 09:45 AM - Peak 1 of 1

Peak Hour for Each Approach Begins at:

	07:15 AM					09:00 AM					07:15 AM					07:30 AM				
+0 mins.	10	129	1	0	140	0	9	2	0	11	2	62	47	0	111	33	4	15	0	52
+15 mins.	31	84	0	0	115	2	9	6	0	17	3	73	104	0	180	71	9	17	0	97
+30 mins.	25	105	3	0	133	5	8	4	0	17	2	116	69	0	187	36	2	18	0	56
+45 mins.	14	118	2	0	134	6	9	11	0	26	5	94	30	0	129	26	4	12	0	42
Total Volume	80	436	6	0	522	13	35	23	0	71	12	345	250	0	607	166	19	62	0	247
% App. Total	15.3	83.5	1.1	0		18.3	49.3	32.4	0		2	56.8	41.2	0		67.2	7.7	25.1	0	
PHF	.645	.845	.500	.000	.932	.542	.972	.523	.000	.683	.600	.744	.601	.000	.811	.585	.528	.861	.000	.637

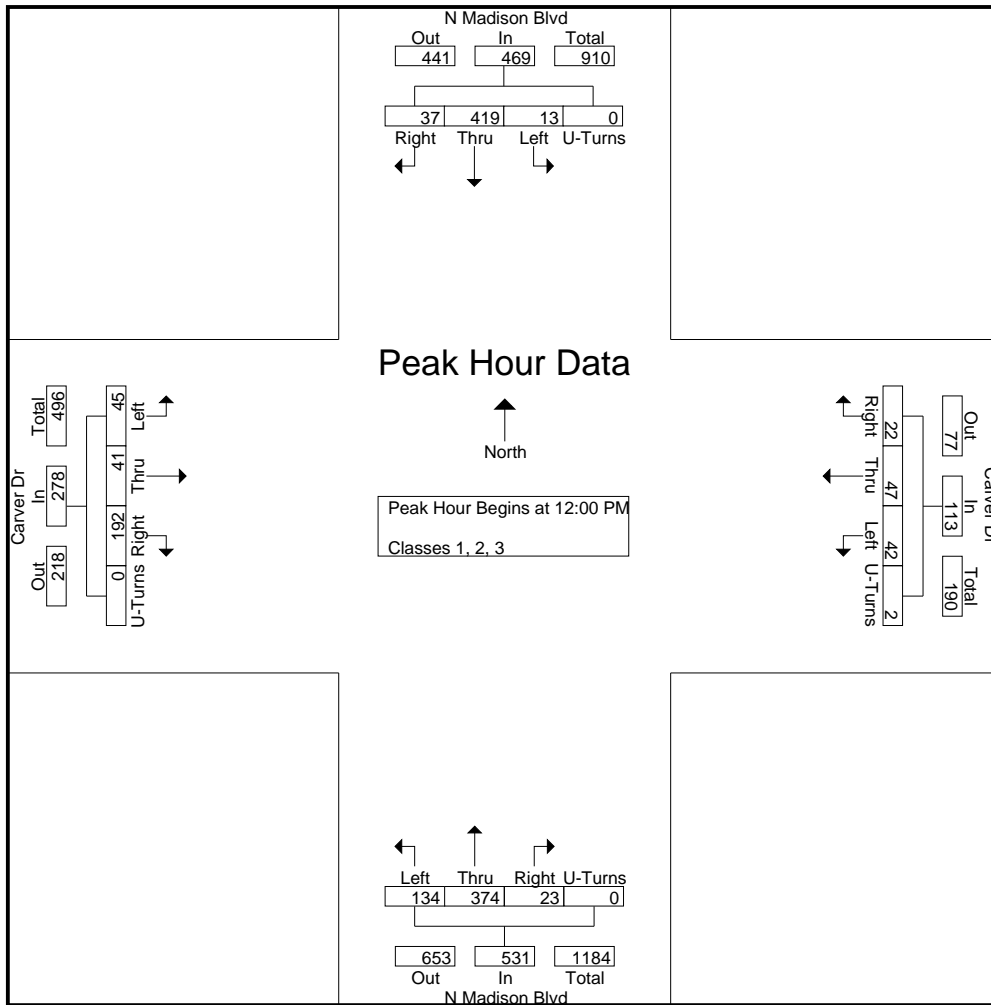


Quality Counts, LLC

920 Blairhill Rd, STE B106
Charlotte, NC 28217

File Name : 14473020 - N Madison Blvd & Carver Dr
Site Code : 14473020
Start Date : 8/30/2017
Page No : 5

Start Time	N Madison Blvd Southbound					Carver Dr Westbound					N Madison Blvd Northbound					Carver Dr Eastbound					Int. Total
	Right	Thru	Left	U-Turns	App. Total	Right	Thru	Left	U-Turns	App. Total	Right	Thru	Left	U-Turns	App. Total	Right	Thru	Left	U-Turns	App. Total	
Peak Hour Analysis From 10:00 AM to 02:45 PM - Peak 1 of 1																					
Peak Hour for Entire Intersection Begins at 12:00 PM																					
12:00 PM	14	112	1	0	127	5	10	7	0	22	5	100	24	0	129	61	10	16	0	87	365
12:15 PM	6	132	5	0	143	5	9	15	1	30	6	107	34	0	147	51	8	13	0	72	392
12:30 PM	10	91	5	0	106	10	13	7	0	30	3	78	34	0	115	37	14	7	0	58	309
12:45 PM	7	84	2	0	93	2	15	13	1	31	9	89	42	0	140	43	9	9	0	61	325
Total Volume	37	419	13	0	469	22	47	42	2	113	23	374	134	0	531	192	41	45	0	278	1391
% App. Total	7.9	89.3	2.8	0		19.5	41.6	37.2	1.8		4.3	70.4	25.2	0		69.1	14.7	16.2	0		
PHF	.661	.794	.650	.000	.820	.550	.783	.700	.500	.911	.639	.874	.798	.000	.903	.787	.732	.703	.000	.799	.887



Quality Counts, LLC

920 Blairhill Rd, STE B106
Charlotte, NC 28217

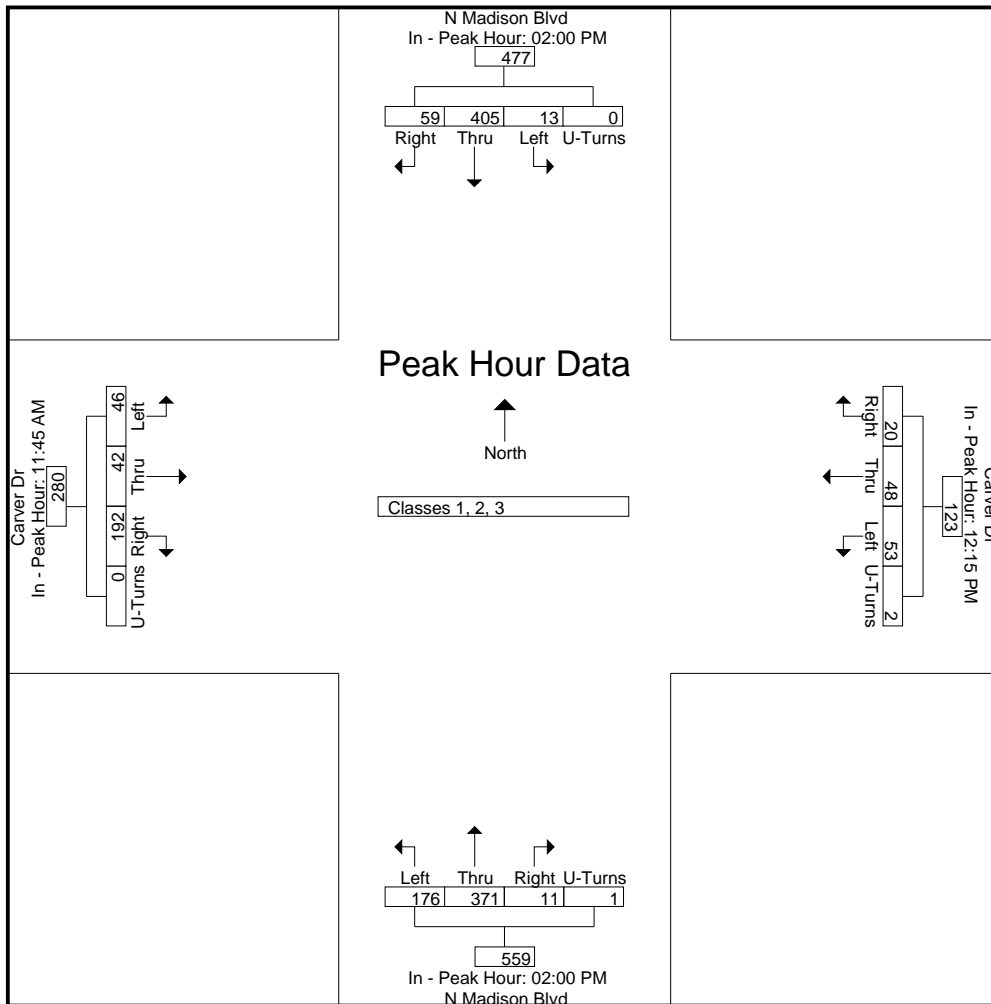
File Name : 14473020 - N Madison Blvd & Carver Dr
Site Code : 14473020
Start Date : 8/30/2017
Page No : 6

Start Time	N Madison Blvd Southbound					Carver Dr Westbound					N Madison Blvd Northbound					Carver Dr Eastbound					Int. Total
	Right	Thru	Left	U-Turns	App. Total	Right	Thru	Left	U-Turns	App. Total	Right	Thru	Left	U-Turns	App. Total	Right	Thru	Left	U-Turns	App. Total	

Peak Hour Analysis From 10:00 AM to 02:45 PM - Peak 1 of 1

Peak Hour for Each Approach Begins at:

	02:00 PM					12:15 PM					02:00 PM					11:45 AM				
+0 mins.	6	118	1	0	125	5	9	15	1	30	5	101	38	1	145	43	10	10	0	63
+15 mins.	14	98	3	0	115	10	13	7	0	30	4	85	46	0	135	61	10	16	0	87
+30 mins.	20	94	6	0	120	2	15	13	1	31	2	94	51	0	147	51	8	13	0	72
+45 mins.	19	95	3	0	117	3	11	18	0	32	0	91	41	0	132	37	14	7	0	58
Total Volume	59	405	13	0	477	20	48	53	2	123	11	371	176	1	559	192	42	46	0	280
% App. Total	12.4	84.9	2.7	0		16.3	39	43.1	1.6		2	66.4	31.5	0.2		68.6	15	16.4	0	
PHF	.738	.858	.542	.000	.954	.500	.800	.736	.500	.961	.550	.918	.863	.250	.951	.787	.750	.719	.000	.805

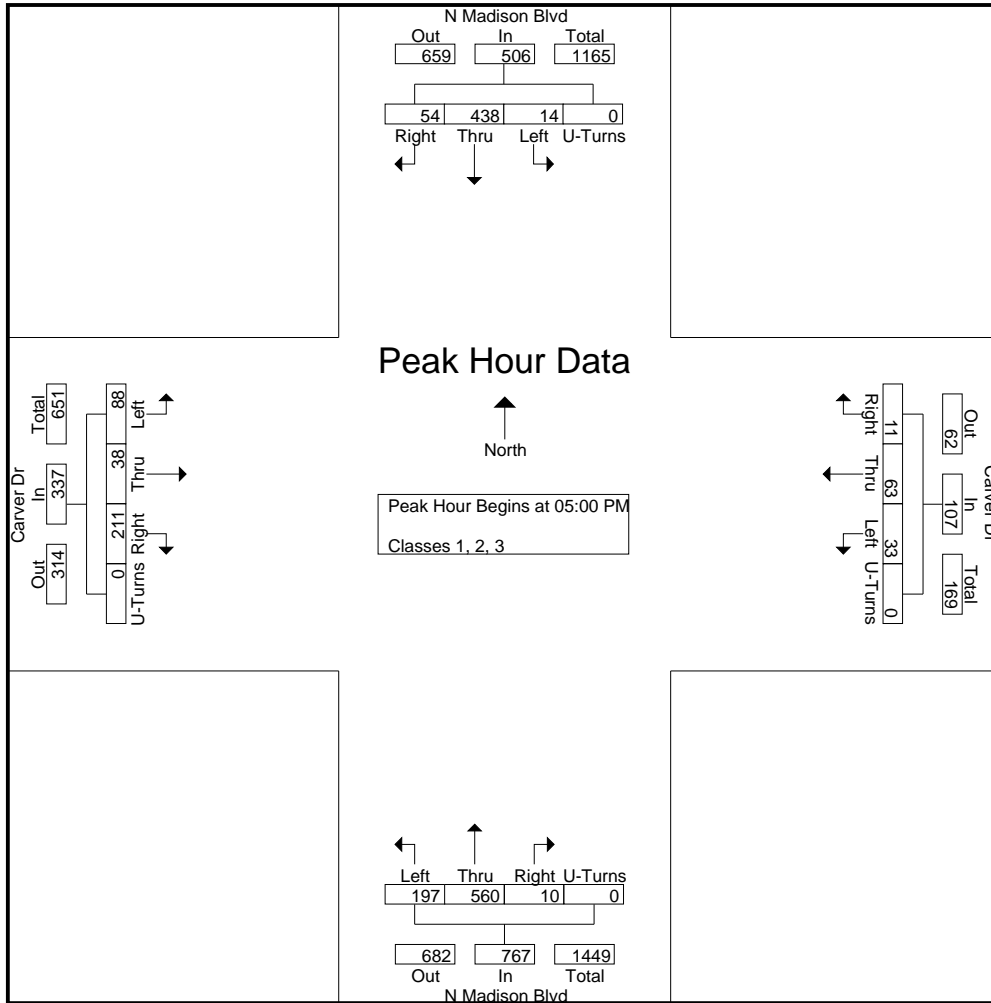


Quality Counts, LLC

920 Blairhill Rd, STE B106
Charlotte, NC 28217

File Name : 14473020 - N Madison Blvd & Carver Dr
Site Code : 14473020
Start Date : 8/30/2017
Page No : 7

Start Time	N Madison Blvd Southbound					Carver Dr Westbound					N Madison Blvd Northbound					Carver Dr Eastbound					Int. Total
	Right	Thru	Left	U-Turns	App. Total	Right	Thru	Left	U-Turns	App. Total	Right	Thru	Left	U-Turns	App. Total	Right	Thru	Left	U-Turns	App. Total	
Peak Hour Analysis From 03:00 PM to 06:45 PM - Peak 1 of 1																					
Peak Hour for Entire Intersection Begins at 05:00 PM																					
05:00 PM	14	112	4	0	130	0	16	10	0	26	1	135	48	0	184	60	11	19	0	90	430
05:15 PM	12	120	3	0	135	4	15	8	0	27	4	135	57	0	196	60	11	22	0	93	451
05:30 PM	13	91	2	0	106	3	16	6	0	25	3	149	51	0	203	45	9	22	0	76	410
05:45 PM	15	115	5	0	135	4	16	9	0	29	2	141	41	0	184	46	7	25	0	78	426
Total Volume	54	438	14	0	506	11	63	33	0	107	10	560	197	0	767	211	38	88	0	337	1717
% App. Total	10.7	86.6	2.8	0		10.3	58.9	30.8	0		1.3	73	25.7	0		62.6	11.3	26.1	0		
PHF	.900	.913	.700	.000	.937	.688	.984	.825	.000	.922	.625	.940	.864	.000	.945	.879	.864	.880	.000	.906	.952



Quality Counts, LLC

920 Blairhill Rd, STE B106
Charlotte, NC 28217

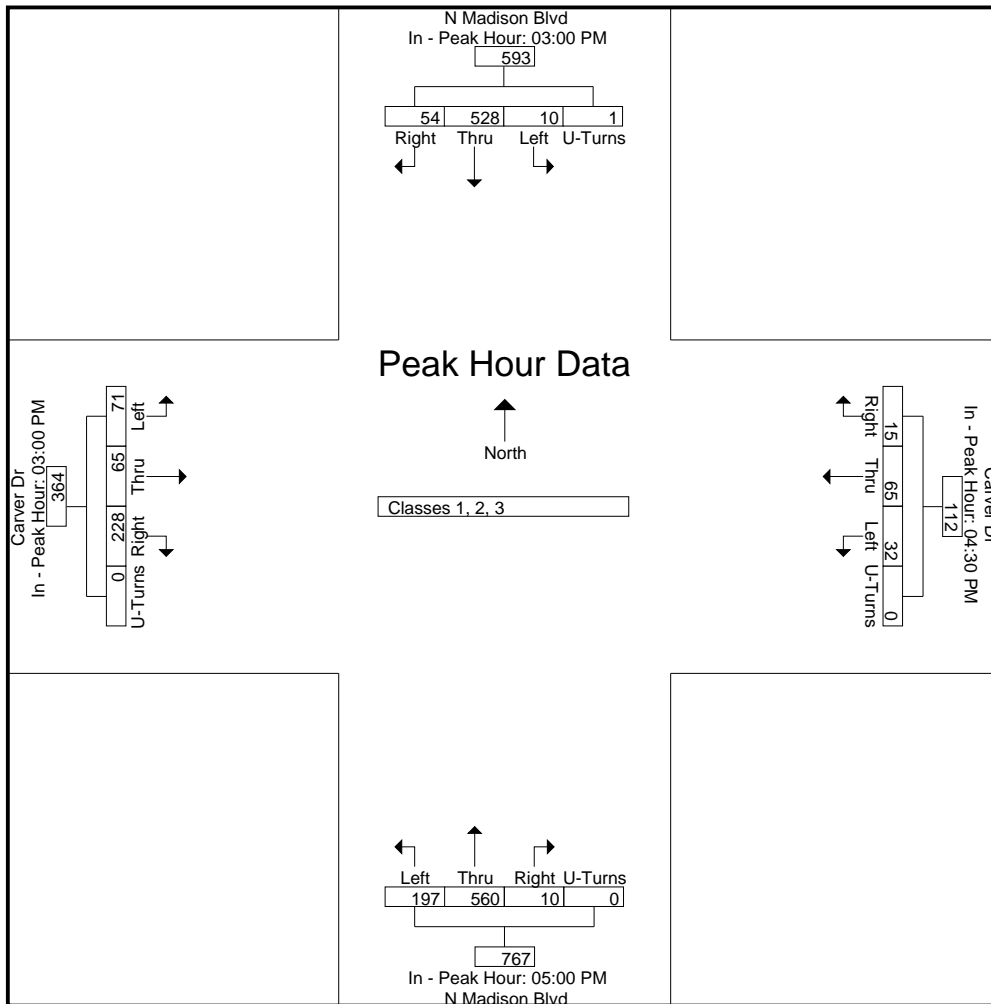
File Name : 14473020 - N Madison Blvd & Carver Dr
Site Code : 14473020
Start Date : 8/30/2017
Page No : 8

Start Time	N Madison Blvd Southbound					Carver Dr Westbound					N Madison Blvd Northbound					Carver Dr Eastbound					Int. Total
	Rig ht	Thr u	Left	U-Turns	App. Total	Right	Thr u	Left	U-Turns	App. Total	Right	Thr u	Left	U-Turns	App. Total	Right	Thr u	Left	U-Turns	App. Total	

Peak Hour Analysis From 03:00 PM to 06:45 PM - Peak 1 of 1

Peak Hour for Each Approach Begins at:

	03:00 PM					04:30 PM					05:00 PM					03:00 PM				
+0 mins.	19	179	3	0	201	6	21	5	0	32	1	135	48	0	184	80	18	17	0	115
+15 mins.	11	125	2	0	138	5	13	9	0	27	4	135	57	0	196	55	19	25	0	99
+30 mins.	14	135	1	1	151	0	16	10	0	26	3	149	51	0	203	52	16	15	0	83
+45 mins.	10	89	4	0	103	4	15	8	0	27	2	141	41	0	184	41	12	14	0	67
Total Volume	54	528	10	1	593	15	65	32	0	112	10	560	197	0	767	228	65	71	0	364
% App. Total	9.1	89	1.7	0.2		13.4	58	28.6	0		1.3	73	25.7	0		62.6	17.9	19.5	0	
PHF	.711	.737	.625	.250	.738	.625	.774	.800	.000	.875	.625	.940	.864	.000	.945	.713	.855	.710	.000	.791



Quality Counts, LLC

920 Blairhill Rd, STE B106
Charlotte, NC 28217

File Name : 14473020 - N Madison Blvd & Carver Dr

Site Code : 14473020

Start Date : 8/30/2017

Page No : 1

Groups Printed- Classes 4, 5, 6, 7

Start Time	N Madison Blvd Southbound					Carver Dr Westbound					N Madison Blvd Northbound					Carver Dr Eastbound					Int. Total
	Right	Thru	Left	U-Turns	App. Total	Right	Thru	Left	U-Turns	App. Total	Right	Thru	Left	U-Turns	App. Total	Right	Thru	Left	U-Turns	App. Total	
06:00 AM	0	4	0	0	4	0	0	0	0	0	0	2	0	0	2	2	0	0	0	2	8
06:15 AM	0	3	0	0	3	0	0	0	0	0	0	3	0	0	3	2	0	0	0	2	8
06:30 AM	2	3	0	0	5	0	0	0	0	0	0	2	0	0	2	1	1	1	0	3	10
06:45 AM	0	5	0	0	5	0	0	0	0	0	0	6	0	0	6	2	0	2	0	4	15
Total	2	15	0	0	17	0	0	0	0	0	0	13	0	0	13	7	1	3	0	11	41
07:00 AM	0	5	0	0	5	0	0	0	0	0	0	3	0	0	3	1	0	1	0	2	10
07:15 AM	1	10	0	0	11	0	1	0	0	1	0	4	1	0	5	1	0	1	0	2	19
07:30 AM	3	4	0	0	7	0	1	2	0	3	0	2	9	0	11	1	0	3	0	4	25
07:45 AM	1	3	1	0	5	0	1	0	0	1	1	9	8	0	18	8	1	3	0	12	36
Total	5	22	1	0	28	0	3	2	0	5	1	18	18	0	37	11	1	8	0	20	90
08:00 AM	0	8	0	0	8	1	0	1	0	2	0	2	1	0	3	0	0	1	0	1	14
08:15 AM	0	4	0	0	4	0	0	1	0	1	0	6	0	0	6	1	2	0	0	3	14
08:30 AM	0	7	0	0	7	0	0	1	0	1	0	8	1	0	9	0	0	0	0	0	17
08:45 AM	0	5	0	0	5	0	0	1	0	1	0	4	2	0	6	1	0	0	0	1	13
Total	0	24	0	0	24	1	0	4	0	5	0	20	4	0	24	2	2	1	0	5	58
09:00 AM	0	5	0	0	5	0	1	0	0	1	0	2	0	0	2	0	0	1	0	1	9
09:15 AM	0	2	0	0	2	0	0	0	0	0	0	4	2	0	6	2	1	0	0	3	11
09:30 AM	1	2	0	0	3	0	1	0	0	1	0	4	1	0	5	2	0	0	0	2	11
09:45 AM	0	1	0	0	1	0	2	0	0	2	0	1	0	0	1	2	0	0	0	2	6
Total	1	10	0	0	11	0	4	0	0	4	0	11	3	0	14	6	1	1	0	8	37
10:00 AM	1	1	0	0	2	0	0	0	0	0	0	4	0	0	4	4	0	0	0	4	10
10:15 AM	2	3	0	0	5	1	0	0	0	1	0	2	0	0	2	0	0	1	0	1	9
10:30 AM	0	0	0	0	0	0	0	0	0	0	1	3	0	0	4	3	0	0	0	3	7
10:45 AM	0	5	0	0	5	0	0	0	0	0	0	1	2	0	3	1	1	1	0	3	11
Total	3	9	0	0	12	1	0	0	0	1	1	10	2	0	13	8	1	2	0	11	37
11:00 AM	0	4	0	0	4	0	0	0	0	0	0	0	0	0	0	2	0	0	0	2	6
11:15 AM	0	3	0	0	3	0	0	0	0	0	0	4	0	0	4	0	0	0	0	0	7
11:30 AM	0	2	0	0	2	1	1	0	0	2	0	8	0	0	8	2	0	1	0	3	15
11:45 AM	2	5	0	0	7	0	0	0	0	0	0	3	0	0	3	3	1	0	0	4	14
Total	2	14	0	0	16	1	1	0	0	2	0	15	0	0	15	7	1	1	0	9	42
12:00 PM	2	4	0	0	6	0	0	0	0	0	0	3	0	0	3	0	0	1	0	1	10
12:15 PM	0	7	0	0	7	0	0	0	0	0	1	3	0	0	4	0	0	0	0	0	11
12:30 PM	0	3	0	0	3	0	1	1	0	2	0	4	0	0	4	0	0	0	0	0	9
12:45 PM	0	7	0	0	7	0	0	1	0	1	0	2	2	0	4	0	0	2	0	2	14
Total	2	21	0	0	23	0	1	2	0	3	1	12	2	0	15	0	0	3	0	3	44
01:00 PM	1	1	0	0	2	0	0	0	0	0	0	3	0	0	3	1	0	1	0	2	7
01:15 PM	0	4	0	0	4	1	0	1	0	2	0	2	0	0	2	1	0	0	0	1	9
01:30 PM	0	6	0	0	6	0	0	0	0	0	0	4	0	0	4	1	0	0	0	1	11
01:45 PM	0	8	0	0	8	0	0	0	0	0	0	6	0	0	6	1	0	1	0	2	16
Total	1	19	0	0	20	1	0	1	0	2	0	15	0	0	15	4	0	2	0	6	43
02:00 PM	0	7	0	0	7	0	0	1	0	1	0	3	0	0	3	0	0	0	0	0	11
02:15 PM	1	3	0	0	4	0	0	0	0	0	1	3	1	0	5	1	1	0	0	2	11
02:30 PM	0	7	0	0	7	0	0	1	0	1	1	5	0	0	6	1	1	1	0	3	17
02:45 PM	0	3	0	0	3	0	1	1	0	2	0	2	6	0	8	9	0	1	0	10	23
Total	1	20	0	0	21	0	1	3	0	4	2	13	7	0	22	11	2	2	0	15	62
03:00 PM	0	2	0	0	2	0	0	1	0	1	0	5	0	0	5	13	2	0	0	15	23
03:15 PM	1	4	0	0	5	1	0	1	0	2	0	3	1	0	4	1	0	1	0	2	13
03:30 PM	1	5	0	0	6	1	1	1	0	3	0	4	1	0	5	1	0	0	0	1	15
03:45 PM	0	0	0	0	0	1	2	0	0	3	0	5	2	0	7	1	1	0	0	2	12
Total	2	11	0	0	13	3	3	3	0	9	0	17	4	0	21	16	3	1	0	20	63

Quality Counts, LLC

920 Blairhill Rd, STE B106
Charlotte, NC 28217

File Name : 14473020 - N Madison Blvd & Carver Dr

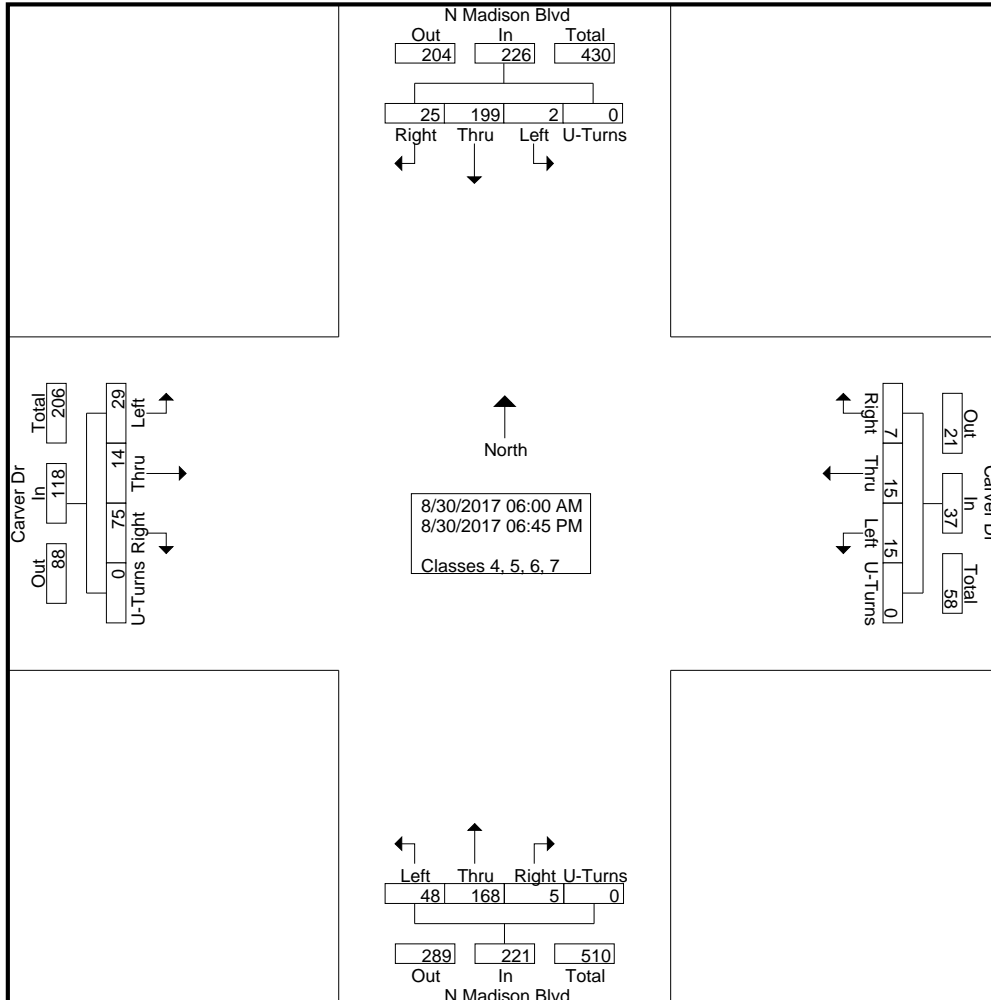
Site Code : 14473020

Start Date : 8/30/2017

Page No : 2

Groups Printed- Classes 4, 5, 6, 7

Start Time	N Madison Blvd Southbound					Carver Dr Westbound					N Madison Blvd Northbound					Carver Dr Eastbound					Int. Total
	Right	Thru	Left	U-Turns	App. Total	Right	Thru	Left	U-Turns	App. Total	Right	Thru	Left	U-Turns	App. Total	Right	Thru	Left	U-Turns	App. Total	
04:00 PM	2	1	1	0	4	0	0	0	0	0	0	5	3	0	8	0	0	2	0	2	14
04:15 PM	3	3	0	0	6	0	0	0	0	0	0	4	0	0	4	0	0	1	0	1	11
04:30 PM	0	5	0	0	5	0	1	0	0	1	0	5	3	0	8	2	0	0	0	2	16
04:45 PM	1	5	0	0	6	0	0	0	0	0	0	3	0	0	3	0	1	0	0	1	10
Total	6	14	1	0	21	0	1	0	0	1	0	17	6	0	23	2	1	3	0	6	51
05:00 PM	0	4	0	0	4	0	1	0	0	1	0	0	0	0	0	0	0	1	0	1	6
05:15 PM	0	2	0	0	2	0	0	0	0	0	0	2	0	0	2	0	0	0	0	0	4
05:30 PM	0	7	0	0	7	0	0	0	0	0	0	2	1	0	3	0	0	0	0	0	10
05:45 PM	0	5	0	0	5	0	0	0	0	0	0	2	1	0	3	1	0	0	0	1	9
Total	0	18	0	0	18	0	1	0	0	1	0	6	2	0	8	1	0	1	0	2	29
06:00 PM	0	0	0	0	0	0	0	0	0	0	0	1	0	0	1	0	0	0	0	0	1
06:15 PM	0	0	0	0	0	0	0	0	0	0	0	0	0	0	0	0	0	0	0	0	0
06:30 PM	0	2	0	0	2	0	0	0	0	0	0	0	0	0	0	0	1	1	0	2	4
06:45 PM	0	0	0	0	0	0	0	0	0	0	0	0	0	0	0	0	0	0	0	0	0
Total	0	2	0	0	2	0	0	0	0	0	0	1	0	0	1	0	1	1	0	2	5
Grand Total	25	199	2	0	226	7	15	15	0	37	5	168	48	0	221	75	14	29	0	118	602
Apprch %	11.1	88.1	0.9	0		18.9	40.5	40.5	0		2.3	76	21.7	0		63.6	11.9	24.6	0		
Total %	4.2	33.1	0.3	0	37.5	1.2	2.5	2.5	0	6.1	0.8	27.9	8	0	36.7	12.5	2.3	4.8	0	19.6	

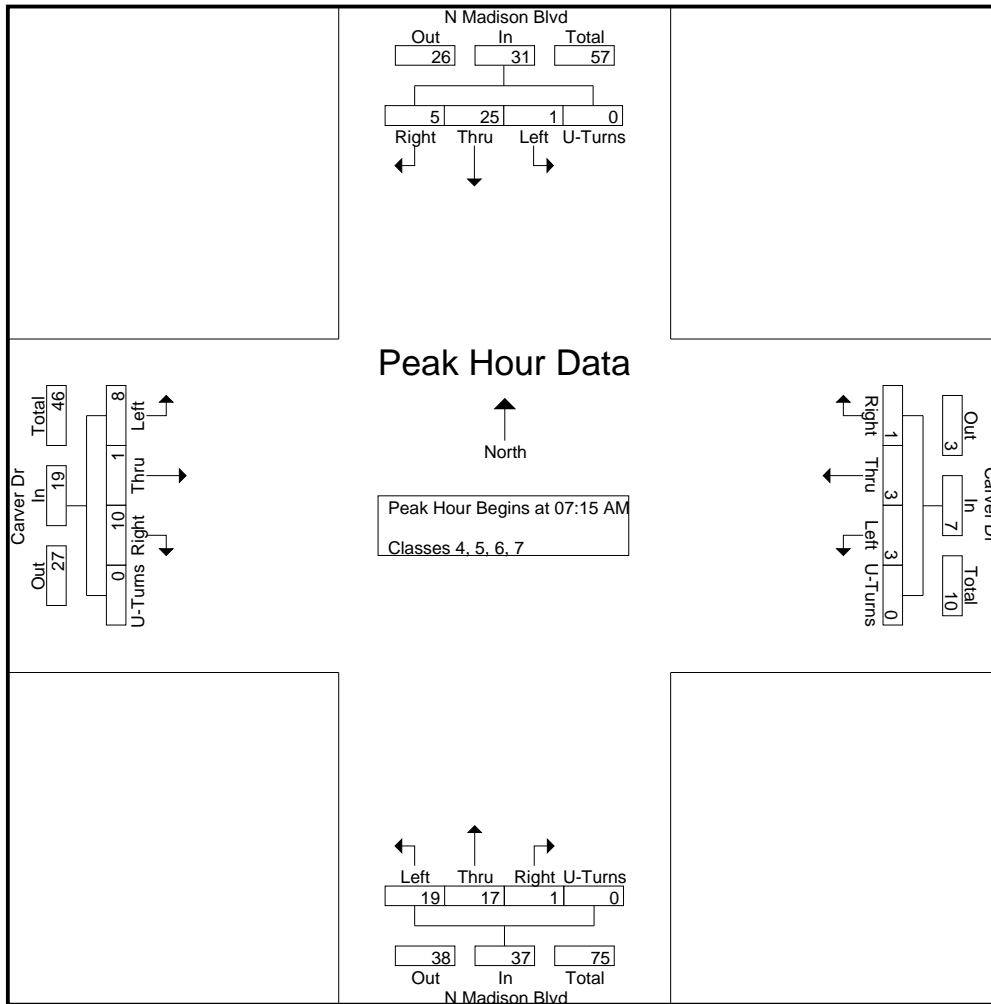


Quality Counts, LLC

920 Blairhill Rd, STE B106
Charlotte, NC 28217

File Name : 14473020 - N Madison Blvd & Carver Dr
Site Code : 14473020
Start Date : 8/30/2017
Page No : 3

Start Time	N Madison Blvd Southbound					Carver Dr Westbound					N Madison Blvd Northbound					Carver Dr Eastbound					Int. Total
	Right	Thru	Left	U-Turns	App. Total	Right	Thru	Left	U-Turns	App. Total	Right	Thru	Left	U-Turns	App. Total	Right	Thru	Left	U-Turns	App. Total	
Peak Hour Analysis From 06:00 AM to 09:45 AM - Peak 1 of 1																					
Peak Hour for Entire Intersection Begins at 07:15 AM																					
07:15 AM	1	10	0	0	11	0	1	0	0	1	0	4	1	0	5	1	0	1	0	2	19
07:30 AM	3	4	0	0	7	0	1	2	0	3	0	2	9	0	11	1	0	3	0	4	25
07:45 AM	1	3	1	0	5	0	1	0	0	1	1	9	8	0	18	8	1	3	0	12	36
08:00 AM	0	8	0	0	8	1	0	1	0	2	0	2	1	0	3	0	0	1	0	1	14
Total Volume	5	25	1	0	31	1	3	3	0	7	1	17	19	0	37	10	1	8	0	19	94
% App. Total	16.1	80.6	3.2	0		14.3	42.9	42.9	0		2.7	45.9	51.4	0		52.6	5.3	42.1	0		
PHF	.417	.625	.250	.000	.705	.250	.750	.375	.000	.583	.250	.472	.528	.000	.514	.313	.250	.667	.000	.396	.653

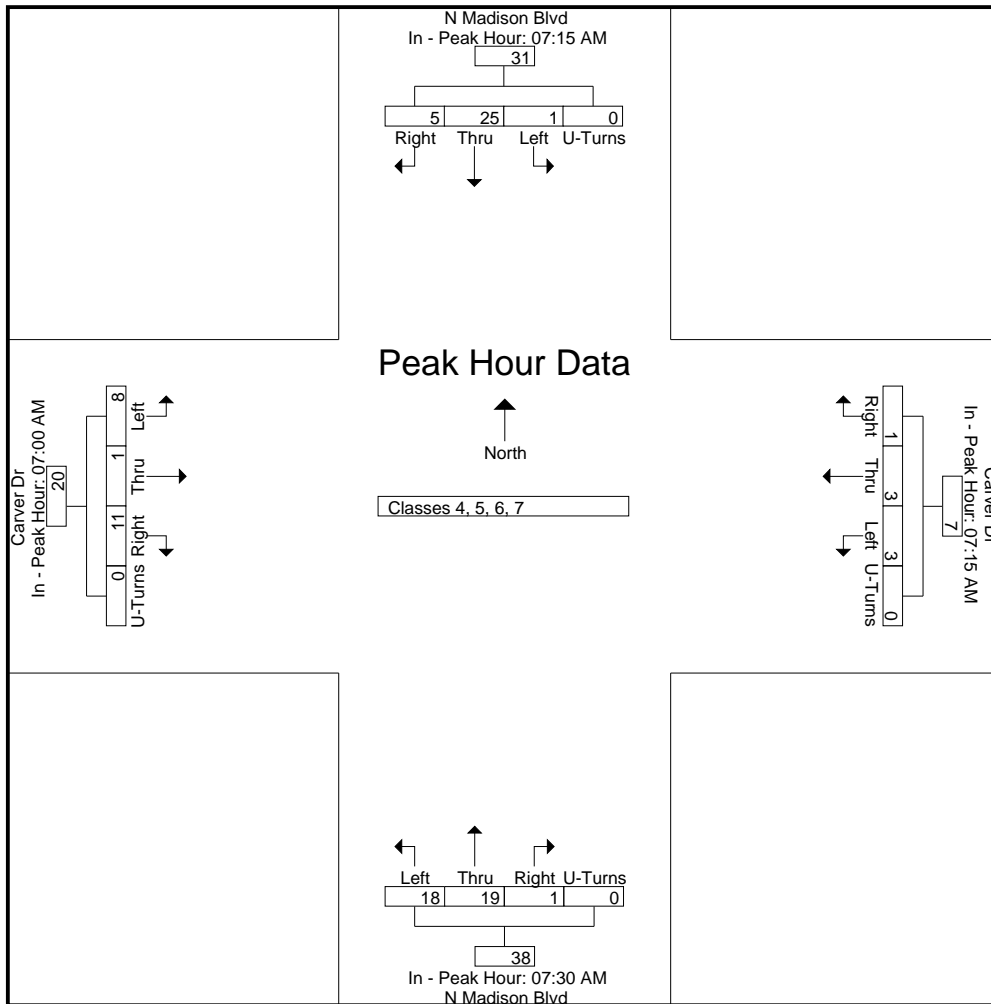


Quality Counts, LLC

920 Blairhill Rd, STE B106
Charlotte, NC 28217

File Name : 14473020 - N Madison Blvd & Carver Dr
Site Code : 14473020
Start Date : 8/30/2017
Page No : 4

Start Time	N Madison Blvd Southbound					Carver Dr Westbound					N Madison Blvd Northbound					Carver Dr Eastbound					Int. Total
	Right	Thru	Left	U-Turns	App. Total	Right	Thru	Left	U-Turns	App. Total	Right	Thru	Left	U-Turns	App. Total	Right	Thru	Left	U-Turns	App. Total	
Peak Hour Analysis From 06:00 AM to 09:45 AM - Peak 1 of 1																					
Peak Hour for Each Approach Begins at:																					
	07:15 AM					07:15 AM					07:30 AM					07:00 AM					
+0 mins.	1	10	0	0	11	0	1	0	0	1	0	2	9	0	11	1	0	1	0	2	
+15 mins.	3	4	0	0	7	0	1	2	0	3	1	9	8	0	18	1	0	1	0	2	
+30 mins.	1	3	1	0	5	0	1	0	0	1	0	2	1	0	3	1	0	3	0	4	
+45 mins.	0	8	0	0	8	1	0	1	0	2	0	6	0	0	6	8	1	3	0	12	
Total Volume	5	25	1	0	31	1	3	3	0	7	1	19	18	0	38	11	1	8	0	20	
% App. Total	16.1	80.6	3.2	0		14.3	42.9	42.9	0		2.6	50	47.4	0		55	5	40	0		
PHF	.417	.625	.250	.000	.705	.250	.750	.375	.000	.583	.250	.528	.500	.000	.528	.344	.250	.667	.000	.417	

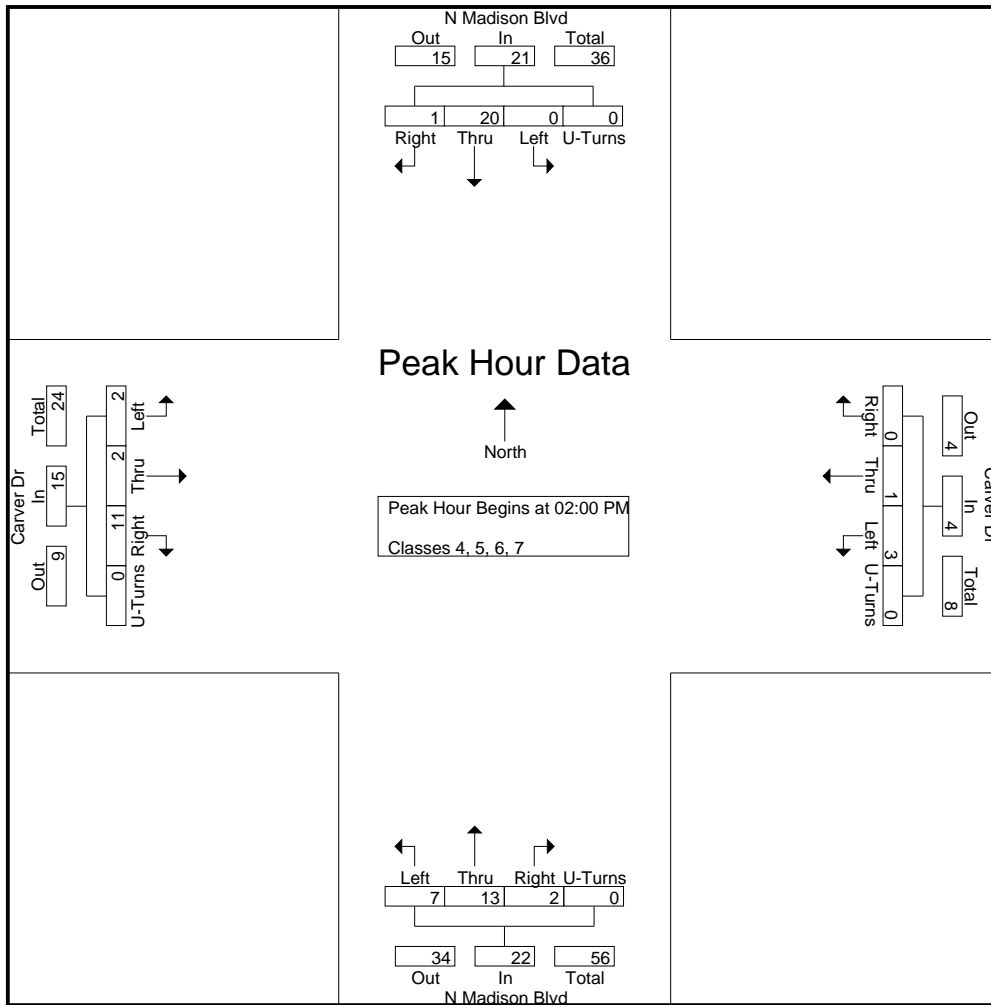


Quality Counts, LLC

920 Blairhill Rd, STE B106
Charlotte, NC 28217

File Name : 14473020 - N Madison Blvd & Carver Dr
Site Code : 14473020
Start Date : 8/30/2017
Page No : 5

Start Time	N Madison Blvd Southbound					Carver Dr Westbound					N Madison Blvd Northbound					Carver Dr Eastbound					Int. Total	
	Right	Thru	Left	U-Turns	App. Total	Right	Thru	Left	U-Turns	App. Total	Right	Thru	Left	U-Turns	App. Total	Right	Thru	Left	U-Turns	App. Total		
Peak Hour Analysis From 10:00 AM to 02:45 PM - Peak 1 of 1																						
Peak Hour for Entire Intersection Begins at 02:00 PM																						
02:00 PM	0	7	0	0	7	0	0	1	0	1	0	3	0	0	3	0	0	0	0	0	0	11
02:15 PM	1	3	0	0	4	0	0	0	0	0	1	3	1	0	5	1	1	0	0	2	2	11
02:30 PM	0	7	0	0	7	0	0	1	0	1	1	5	0	0	6	1	1	1	0	3	3	17
02:45 PM	0	3	0	0	3	0	1	1	0	2	0	2	6	0	8	9	0	1	0	10	23	23
Total Volume	1	20	0	0	21	0	1	3	0	4	2	13	7	0	22	11	2	2	0	15	62	62
% App. Total	4.8	95.2	0	0		0	25	75	0		9.1	59.1	31.8	0		73.3	13.3	13.3	0			
PHF	.250	.714	.000	.000	.750	.000	.250	.750	.000	.500	.500	.650	.292	.000	.688	.306	.500	.500	.000	.375	.674	.674



Quality Counts, LLC

920 Blairhill Rd, STE B106
Charlotte, NC 28217

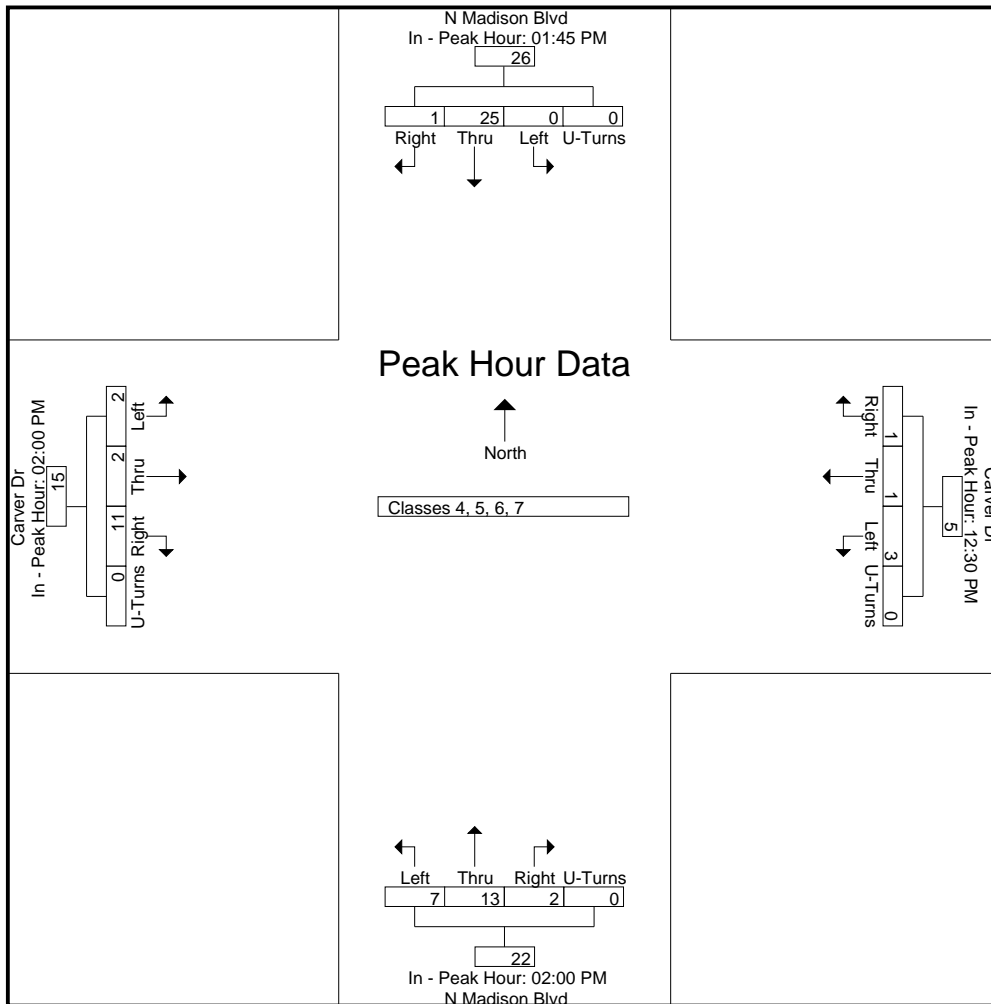
File Name : 14473020 - N Madison Blvd & Carver Dr
Site Code : 14473020
Start Date : 8/30/2017
Page No : 6

Start Time	N Madison Blvd Southbound					Carver Dr Westbound					N Madison Blvd Northbound					Carver Dr Eastbound					Int. Total
	Right	Thru	Left	U-Turns	App. Total	Right	Thru	Left	U-Turns	App. Total	Right	Thru	Left	U-Turns	App. Total	Right	Thru	Left	U-Turns	App. Total	

Peak Hour Analysis From 10:00 AM to 02:45 PM - Peak 1 of 1

Peak Hour for Each Approach Begins at:

	01:45 PM					12:30 PM					02:00 PM					02:00 PM				
+0 mins.	0	8	0	0	8	0	1	1	0	2	0	3	0	0	3	0	0	0	0	0
+15 mins.	0	7	0	0	7	0	0	1	0	1	1	3	1	0	5	1	1	0	0	2
+30 mins.	1	3	0	0	4	0	0	0	0	0	1	5	0	0	6	1	1	1	0	3
+45 mins.	0	7	0	0	7	1	0	1	0	2	0	2	6	0	8	9	0	1	0	10
Total Volume	1	25	0	0	26	1	1	3	0	5	2	13	7	0	22	11	2	2	0	15
% App. Total	3.8	96.2	0	0		20	20	60	0		9.1	59.1	31.8	0		73.3	13.3	13.3	0	
PHF	.250	.781	.000	.000	.813	.250	.250	.750	.000	.625	.500	.650	.292	.000	.688	.306	.500	.500	.000	.375



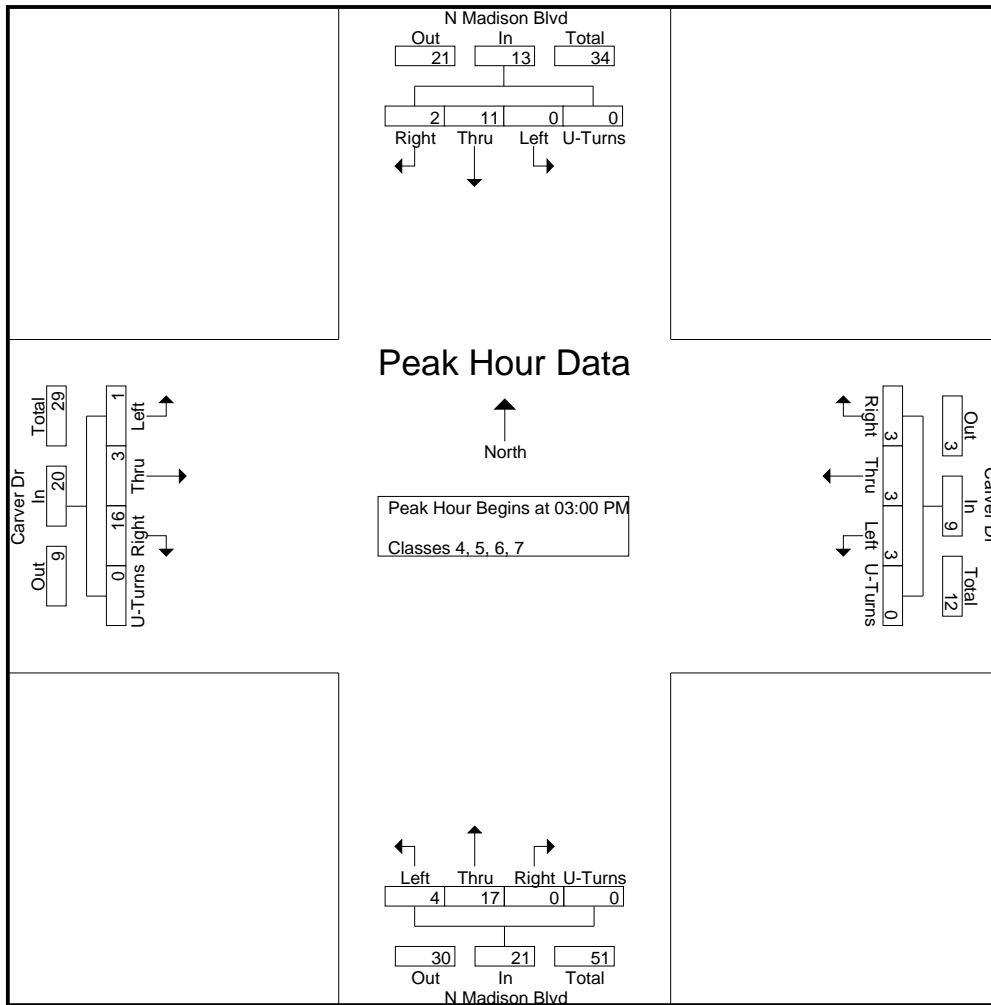
Quality Counts, LLC

920 Blairhill Rd, STE B106
Charlotte, NC 28217

File Name : 14473020 - N Madison Blvd & Carver Dr
Site Code : 14473020
Start Date : 8/30/2017
Page No : 7

Start Time	N Madison Blvd Southbound					Carver Dr Westbound					N Madison Blvd Northbound					Carver Dr Eastbound					Int. Total	
	Right	Thru	Left	U-Turns	App. Total	Right	Thru	Left	U-Turns	App. Total	Right	Thru	Left	U-Turns	App. Total	Right	Thru	Left	U-Turns	App. Total		
03:00 PM	0	2	0	0	2	0	0	1	0	1	0	5	0	0	5	13	2	0	0	0	15	23
03:15 PM	1	4	0	0	5	1	0	1	0	2	0	3	1	0	4	1	0	1	0	2	13	13
03:30 PM	1	5	0	0	6	1	1	1	0	3	0	4	1	0	5	1	0	0	0	1	15	15
03:45 PM	0	0	0	0	0	1	2	0	0	3	0	5	2	0	7	1	1	0	0	2	12	12
Total Volume	2	11	0	0	13	3	3	3	0	9	0	17	4	0	21	16	3	1	0	20	63	63
% App. Total	15.4	84.6	0	0		33.3	33.3	33.3	0		0	81	19	0		80	15	5	0			
PHF	.500	.550	.000	.000	.542	.750	.375	.750	.000	.750	.000	.850	.500	.000	.750	.308	.375	.250	.000	.333	.685	.685

Peak Hour Analysis From 03:00 PM to 06:45 PM - Peak 1 of 1
Peak Hour for Entire Intersection Begins at 03:00 PM



Quality Counts, LLC

920 Blairhill Rd, STE B106
Charlotte, NC 28217

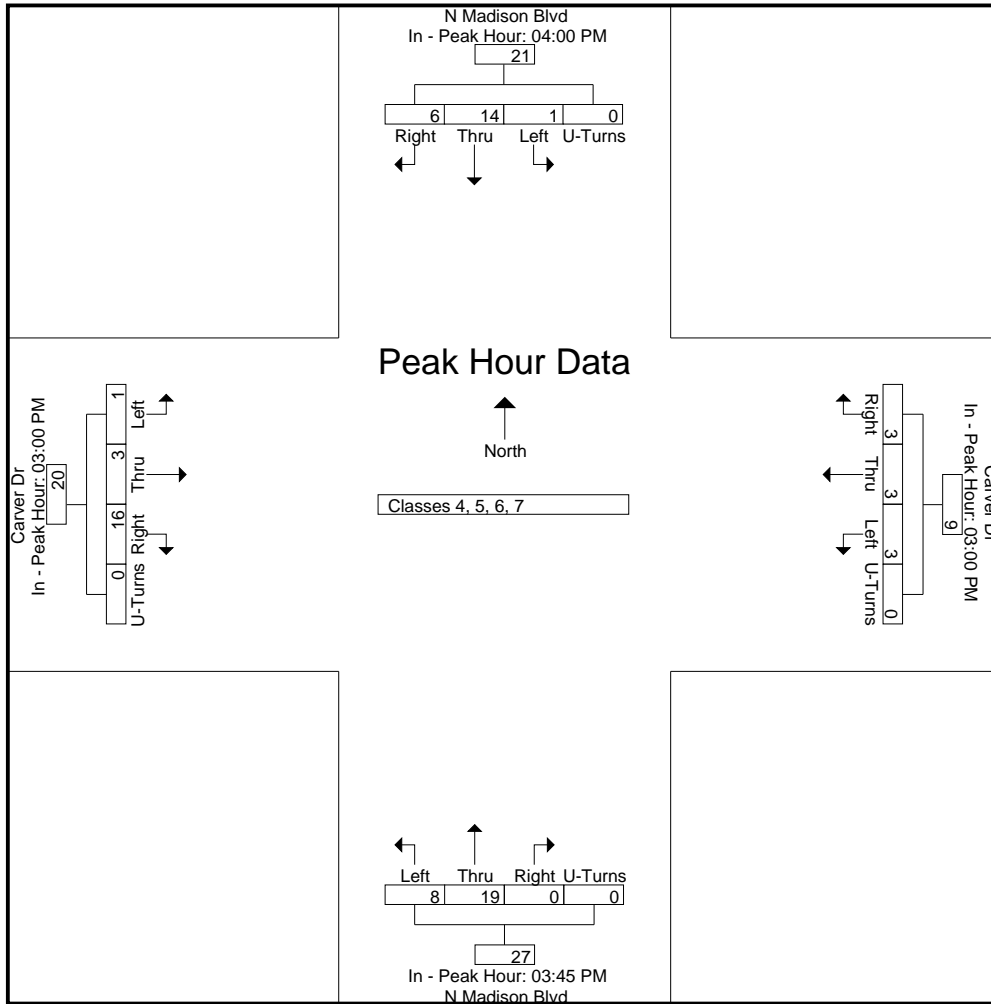
File Name : 14473020 - N Madison Blvd & Carver Dr
Site Code : 14473020
Start Date : 8/30/2017
Page No : 8

Start Time	N Madison Blvd Southbound					Carver Dr Westbound					N Madison Blvd Northbound					Carver Dr Eastbound					Int. Total
	Rig ht	Thr u	Left	U-Turns	App. Total	Rig ht	Thr u	Left	U-Turns	App. Total	Rig ht	Thr u	Left	U-Turns	App. Total	Rig ht	Thr u	Left	U-Turns	App. Total	

Peak Hour Analysis From 03:00 PM to 06:45 PM - Peak 1 of 1

Peak Hour for Each Approach Begins at:

	04:00 PM					03:00 PM					03:45 PM					03:00 PM				
+0 mins.	2	1	1	0	4	0	0	1	0	1	0	5	2	0	7	13	2	0	0	15
+15 mins.	3	3	0	0	6	1	0	1	0	2	0	5	3	0	8	1	0	1	0	2
+30 mins.	0	5	0	0	5	1	1	1	0	3	0	4	0	0	4	1	0	0	0	1
+45 mins.	1	5	0	0	6	1	2	0	0	3	0	5	3	0	8	1	1	0	0	2
Total Volume	6	14	1	0	21	3	3	3	0	9	0	19	8	0	27	16	3	1	0	20
% App. Total	28.6	66.7	4.8	0		33.3	33.3	33.3	0		0	70.4	29.6	0		80	15	5	0	
PHF	.500	.700	.250	.000	.875	.750	.375	.750	.000	.750	.000	.950	.667	.000	.844	.308	.375	.250	.000	.333



Quality Counts, LLC

920 Blairhill Rd, STE B106
Charlotte, NC 28217

File Name : 14473020 - N Madison Blvd & Carver Dr

Site Code : 14473020

Start Date : 8/30/2017

Page No : 1

Groups Printed- Classes 8, 9, 10

Start Time	N Madison Blvd Southbound					Carver Dr Westbound					N Madison Blvd Northbound					Carver Dr Eastbound					Int. Total
	Right	Thru	Left	U-Turns	App. Total	Right	Thru	Left	U-Turns	App. Total	Right	Thru	Left	U-Turns	App. Total	Right	Thru	Left	U-Turns	App. Total	
06:00 AM	0	2	0	0	2	0	0	0	0	0	0	2	0	0	2	0	0	0	0	0	4
06:15 AM	0	2	0	0	2	0	0	0	0	0	0	3	0	0	3	0	0	0	0	0	5
06:30 AM	0	0	0	0	0	0	0	0	0	0	0	1	1	0	2	0	0	0	0	0	2
06:45 AM	0	3	0	0	3	0	0	0	0	0	0	5	0	0	5	1	0	0	0	1	9
Total	0	7	0	0	7	0	0	0	0	0	0	11	1	0	12	1	0	0	0	1	20
07:00 AM	0	3	0	0	3	0	0	0	0	0	0	1	0	0	1	0	0	0	0	0	4
07:15 AM	0	1	0	0	1	0	0	0	0	0	0	4	0	0	4	0	0	0	0	0	5
07:30 AM	0	2	0	0	2	0	0	0	0	0	0	2	0	0	2	0	0	0	0	0	4
07:45 AM	0	3	0	0	3	0	0	0	0	0	0	1	1	0	2	0	0	0	0	0	5
Total	0	9	0	0	9	0	0	0	0	0	0	8	1	0	9	0	0	0	0	0	18
08:00 AM	0	6	0	0	6	0	0	0	0	0	0	5	1	0	6	0	0	0	0	0	12
08:15 AM	0	3	0	0	3	0	0	0	0	0	0	3	1	0	4	0	0	0	0	0	7
08:30 AM	0	4	0	0	4	0	0	0	0	0	0	3	0	0	3	1	0	0	0	1	8
08:45 AM	0	4	0	0	4	0	0	0	0	0	0	7	0	0	7	0	0	1	0	1	12
Total	0	17	0	0	17	0	0	0	0	0	0	18	2	0	20	1	0	1	0	2	39
09:00 AM	0	5	0	0	5	0	0	0	0	0	0	1	0	0	1	0	0	0	0	0	6
09:15 AM	0	7	0	0	7	0	0	0	0	0	0	6	0	0	6	0	0	0	0	0	13
09:30 AM	1	5	0	0	6	0	0	0	0	0	0	9	0	0	9	0	0	0	0	0	15
09:45 AM	0	2	0	0	2	0	0	0	0	0	0	4	0	0	4	0	0	0	0	0	6
Total	1	19	0	0	20	0	0	0	0	0	0	20	0	0	20	0	0	0	0	0	40
10:00 AM	0	2	0	0	2	0	0	0	0	0	0	7	0	0	7	0	0	0	0	0	9
10:15 AM	0	5	0	0	5	0	0	0	0	0	0	4	0	0	4	0	0	0	0	0	9
10:30 AM	0	6	0	0	6	0	0	0	0	0	0	3	0	0	3	0	0	0	0	0	9
10:45 AM	0	5	0	0	5	0	0	0	0	0	0	5	0	0	5	0	0	0	0	0	10
Total	0	18	0	0	18	0	0	0	0	0	0	19	0	0	19	0	0	0	0	0	37
11:00 AM	0	5	0	0	5	0	0	0	0	0	0	6	0	0	6	0	0	0	0	0	11
11:15 AM	1	5	0	0	6	0	0	0	0	0	0	10	0	0	10	1	0	0	0	1	17
11:30 AM	0	4	0	0	4	0	0	0	0	0	0	6	0	0	6	0	0	0	0	0	10
11:45 AM	0	4	0	0	4	0	0	0	0	0	0	5	0	0	5	0	0	1	0	1	10
Total	1	18	0	0	19	0	0	0	0	0	0	27	0	0	27	1	0	1	0	2	48
12:00 PM	0	5	0	0	5	0	0	0	0	0	0	5	0	0	5	0	0	0	0	0	10
12:15 PM	1	2	0	0	3	0	0	0	0	0	0	5	0	0	5	0	0	0	0	0	8
12:30 PM	0	6	0	0	6	0	0	0	0	0	0	5	0	0	5	0	0	0	0	0	11
12:45 PM	0	1	0	0	1	0	0	0	0	0	0	7	1	0	8	0	0	0	0	0	9
Total	1	14	0	0	15	0	0	0	0	0	0	22	1	0	23	0	0	0	0	0	38
01:00 PM	0	4	0	0	4	0	0	0	0	0	0	6	0	0	6	0	0	0	0	0	10
01:15 PM	0	4	0	0	4	0	0	0	0	0	0	7	0	0	7	0	0	0	0	0	11
01:30 PM	0	5	0	0	5	0	0	0	0	0	1	9	0	0	10	0	0	0	0	0	15
01:45 PM	0	5	0	0	5	0	0	0	0	0	0	4	0	0	4	0	0	0	0	0	9
Total	0	18	0	0	18	0	0	0	0	0	1	26	0	0	27	0	0	0	0	0	45
02:00 PM	0	1	0	0	1	0	0	0	0	0	0	5	0	0	5	0	0	0	0	0	6
02:15 PM	0	7	0	0	7	0	0	0	0	0	0	4	0	0	4	0	0	0	0	0	11
02:30 PM	0	5	0	0	5	0	0	0	0	0	0	7	0	0	7	0	0	0	0	0	12
02:45 PM	0	5	0	0	5	0	0	0	0	0	0	7	0	0	7	0	0	0	0	0	12
Total	0	18	0	0	18	0	0	0	0	0	0	23	0	0	23	0	0	0	0	0	41
03:00 PM	0	4	0	0	4	0	0	0	0	0	0	4	0	0	4	0	0	0	0	0	8
03:15 PM	0	2	0	0	2	0	0	0	0	0	0	7	0	0	7	0	0	0	0	0	9
03:30 PM	0	4	0	0	4	0	0	0	0	0	0	9	0	0	9	0	0	0	0	0	13
03:45 PM	0	3	0	0	3	0	0	0	0	0	0	3	0	0	3	0	0	0	0	0	6
Total	0	13	0	0	13	0	0	0	0	0	0	23	0	0	23	0	0	0	0	0	36

Quality Counts, LLC

920 Blairhill Rd, STE B106
Charlotte, NC 28217

File Name : 14473020 - N Madison Blvd & Carver Dr

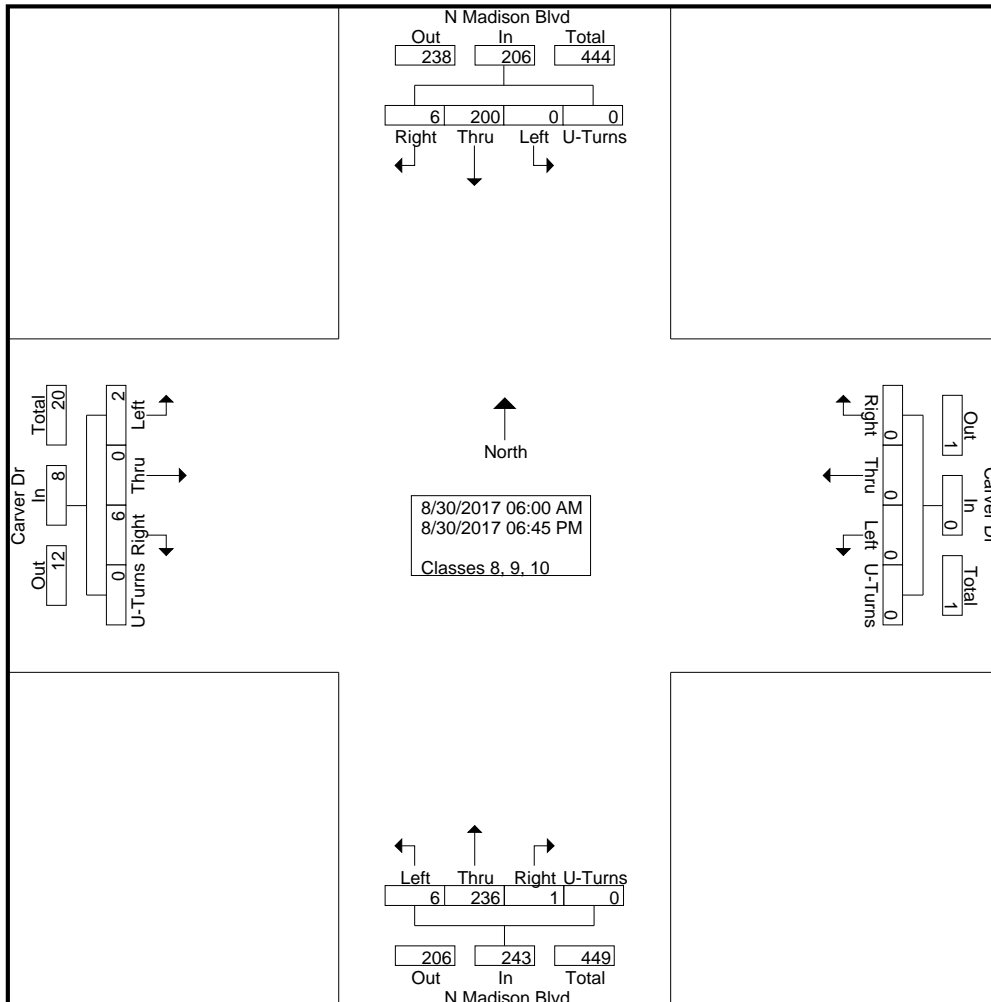
Site Code : 14473020

Start Date : 8/30/2017

Page No : 2

Groups Printed- Classes 8, 9, 10

Start Time	N Madison Blvd Southbound					Carver Dr Westbound					N Madison Blvd Northbound					Carver Dr Eastbound					Int. Total
	Right	Thru	Left	U-Turns	App. Total	Right	Thru	Left	U-Turns	App. Total	Right	Thru	Left	U-Turns	App. Total	Right	Thru	Left	U-Turns	App. Total	
04:00 PM	0	3	0	0	3	0	0	0	0	0	0	6	0	0	6	0	0	0	0	0	0
04:15 PM	1	4	0	0	5	0	0	0	0	0	0	10	1	0	11	0	0	0	0	0	0
04:30 PM	0	5	0	0	5	0	0	0	0	0	0	1	0	0	1	0	0	0	0	0	0
04:45 PM	0	8	0	0	8	0	0	0	0	0	0	5	0	0	5	0	0	0	0	0	0
Total	1	20	0	0	21	0	0	0	0	0	0	22	1	0	23	0	0	0	0	0	0
05:00 PM	0	9	0	0	9	0	0	0	0	0	0	3	0	0	3	0	0	0	0	0	0
05:15 PM	2	4	0	0	6	0	0	0	0	0	0	5	0	0	5	2	0	0	0	0	2
05:30 PM	0	2	0	0	2	0	0	0	0	0	0	2	0	0	2	0	0	0	0	0	0
05:45 PM	0	3	0	0	3	0	0	0	0	0	0	2	0	0	2	0	0	0	0	0	0
Total	2	18	0	0	20	0	0	0	0	0	0	12	0	0	12	2	0	0	0	0	2
06:00 PM	0	2	0	0	2	0	0	0	0	0	0	1	0	0	1	0	0	0	0	0	0
06:15 PM	0	5	0	0	5	0	0	0	0	0	0	0	0	0	0	0	0	0	0	0	0
06:30 PM	0	2	0	0	2	0	0	0	0	0	0	2	0	0	2	0	0	0	0	0	0
06:45 PM	0	2	0	0	2	0	0	0	0	0	0	2	0	0	2	1	0	0	0	0	1
Total	0	11	0	0	11	0	0	0	0	0	0	5	0	0	5	1	0	0	0	0	1
Grand Total	6	200	0	0	206	0	0	0	0	0	1	236	6	0	243	6	0	2	0	8	457
Apprch %	2.9	97.1	0	0		0	0	0	0		0.4	97.1	2.5	0		75	0	25	0		
Total %	1.3	43.8	0	0	45.1	0	0	0	0	0	0.2	51.6	1.3	0	53.2	1.3	0	0.4	0	1.8	

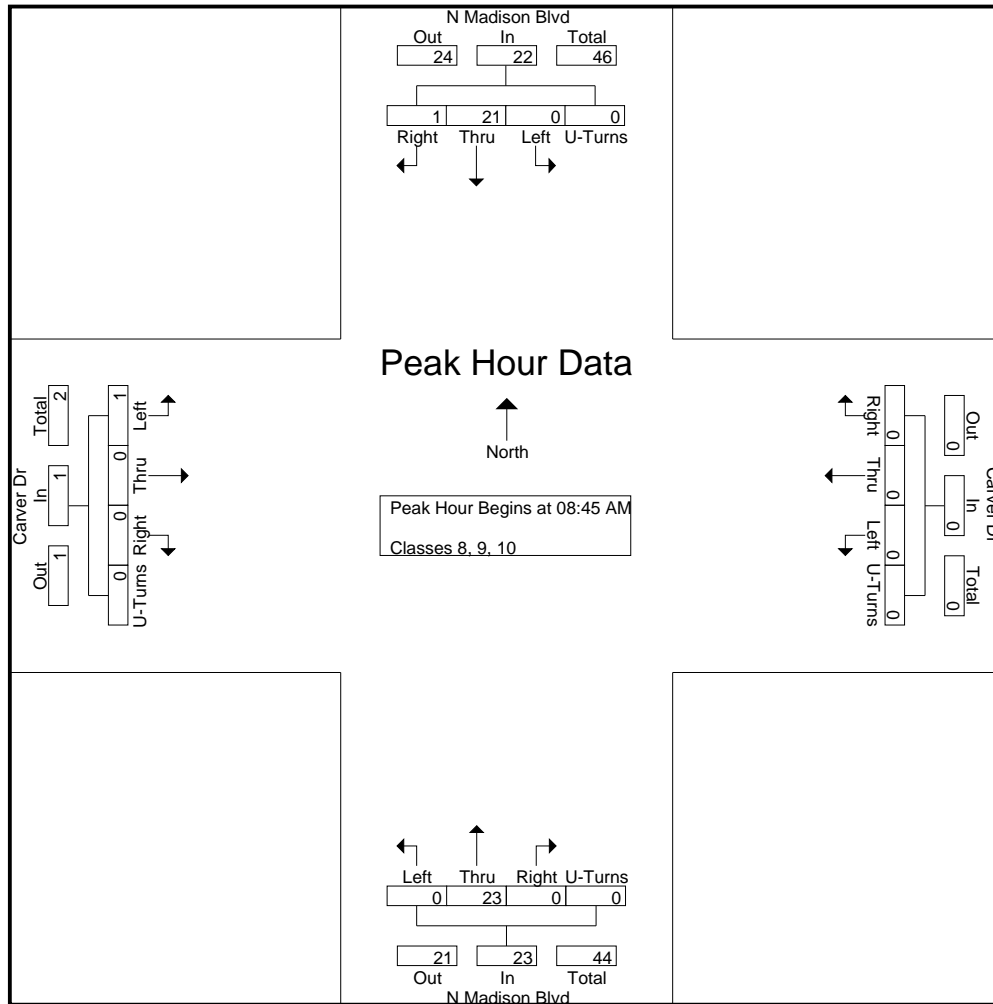


Quality Counts, LLC

920 Blairhill Rd, STE B106
Charlotte, NC 28217

File Name : 14473020 - N Madison Blvd & Carver Dr
Site Code : 14473020
Start Date : 8/30/2017
Page No : 3

Start Time	N Madison Blvd Southbound					Carver Dr Westbound					N Madison Blvd Northbound					Carver Dr Eastbound					Int. Total
	Right	Thru	Left	U-Turns	App. Total	Right	Thru	Left	U-Turns	App. Total	Right	Thru	Left	U-Turns	App. Total	Right	Thru	Left	U-Turns	App. Total	
Peak Hour Analysis From 06:00 AM to 09:45 AM - Peak 1 of 1																					
Peak Hour for Entire Intersection Begins at 08:45 AM																					
08:45 AM	0	4	0	0	4	0	0	0	0	0	0	7	0	0	7	0	0	1	0	1	12
09:00 AM	0	5	0	0	5	0	0	0	0	0	0	1	0	1	0	0	0	0	0	0	6
09:15 AM	0	7	0	0	7	0	0	0	0	0	0	6	0	6	0	0	0	0	0	0	13
09:30 AM	1	5	0	0	6	0	0	0	0	0	0	9	0	9	0	0	0	0	0	0	15
Total Volume	1	21	0	0	22	0	0	0	0	0	0	23	0	23	0	0	1	0	1	46	
% App. Total	4.5	95.5	0	0		0	0	0	0		0	100	0		0	0	100	0			
PHF	.250	.750	.000	.000	.786	.000	.000	.000	.000	.000	.000	.639	.000	.000	.639	.000	.000	.250	.000	.250	.767



Quality Counts, LLC

920 Blairhill Rd, STE B106
Charlotte, NC 28217

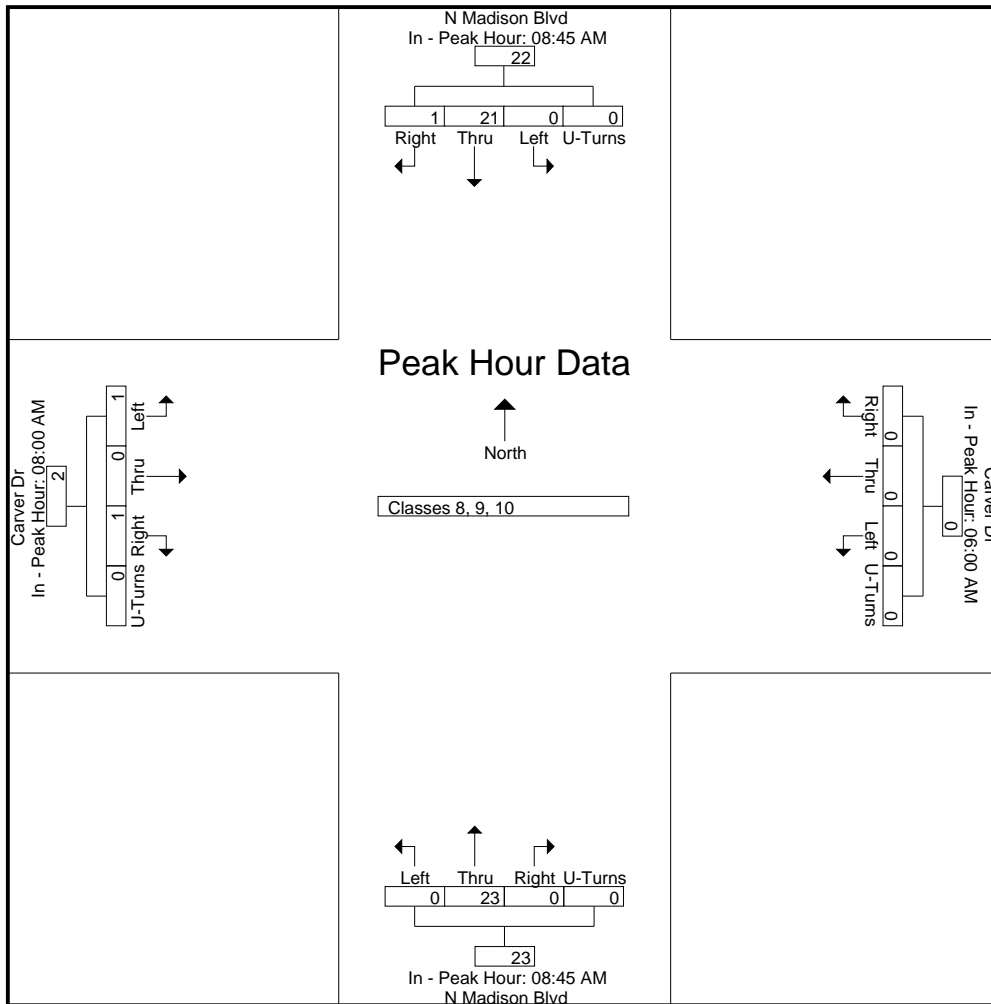
File Name : 14473020 - N Madison Blvd & Carver Dr
Site Code : 14473020
Start Date : 8/30/2017
Page No : 4

Start Time	N Madison Blvd Southbound					Carver Dr Westbound					N Madison Blvd Northbound					Carver Dr Eastbound					Int. Total
	Right	Thru	Left	U-Turns	App. Total	Right	Thru	Left	U-Turns	App. Total	Right	Thru	Left	U-Turns	App. Total	Right	Thru	Left	U-Turns	App. Total	

Peak Hour Analysis From 06:00 AM to 09:45 AM - Peak 1 of 1

Peak Hour for Each Approach Begins at:

	08:45 AM					06:00 AM					08:45 AM					08:00 AM				
+0 mins.	0	4	0	0	4	0	0	0	0	0	0	7	0	0	7	0	0	0	0	0
+15 mins.	0	5	0	0	5	0	0	0	0	0	0	1	0	0	1	0	0	0	0	0
+30 mins.	0	7	0	0	7	0	0	0	0	0	0	6	0	0	6	1	0	0	0	1
+45 mins.	1	5	0	0	6	0	0	0	0	0	0	9	0	0	9	0	0	1	0	1
Total Volume	1	21	0	0	22	0	0	0	0	0	0	23	0	0	23	1	0	1	0	2
% App. Total	4.5	95.5	0	0		0	0	0	0		0	100	0	0		50	0	50	0	
PHF	.250	.750	.000	.000	.786	.000	.000	.000	.000	.000	.000	.639	.000	.000	.639	.250	.000	.250	.000	.500

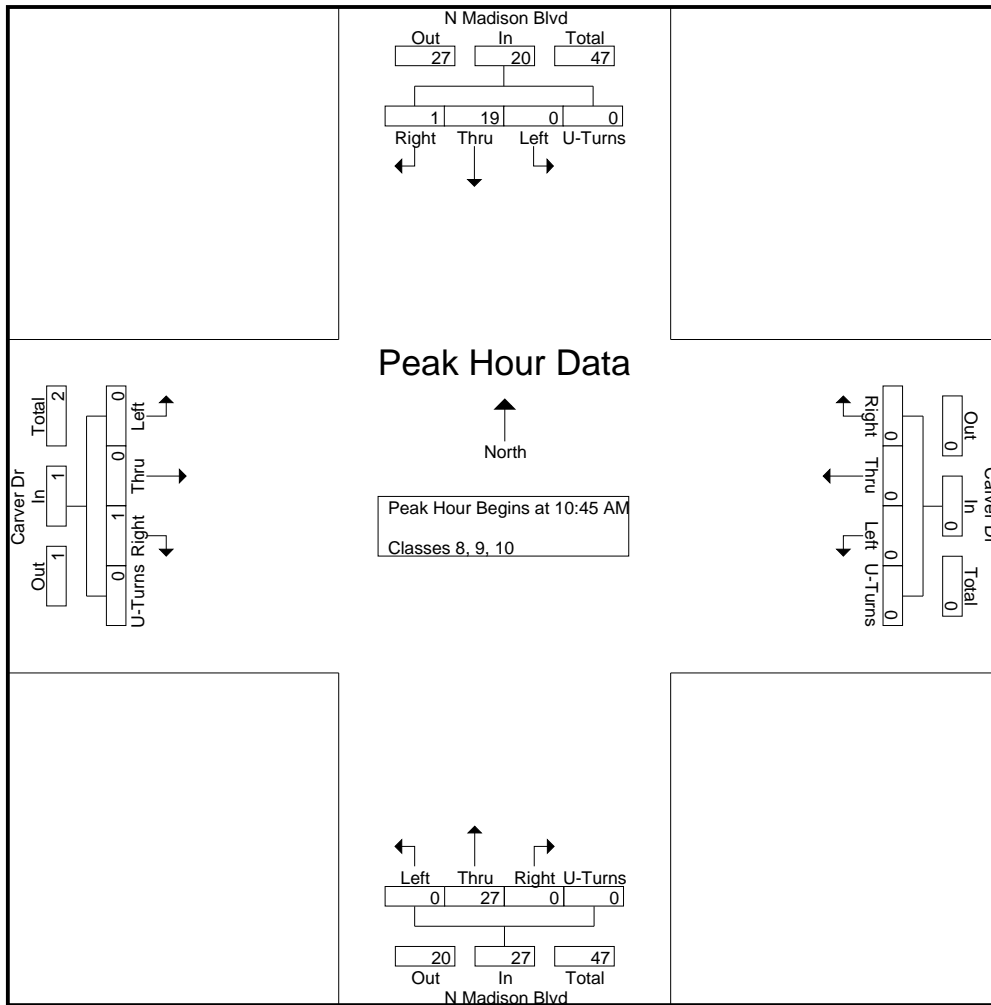


Quality Counts, LLC

920 Blairhill Rd, STE B106
Charlotte, NC 28217

File Name : 14473020 - N Madison Blvd & Carver Dr
Site Code : 14473020
Start Date : 8/30/2017
Page No : 5

Start Time	N Madison Blvd Southbound					Carver Dr Westbound					N Madison Blvd Northbound					Carver Dr Eastbound					Int. Total
	Right	Thru	Left	U-Turns	App. Total	Right	Thru	Left	U-Turns	App. Total	Right	Thru	Left	U-Turns	App. Total	Right	Thru	Left	U-Turns	App. Total	
Peak Hour Analysis From 10:00 AM to 02:45 PM - Peak 1 of 1																					
Peak Hour for Entire Intersection Begins at 10:45 AM																					
10:45 AM	0	5	0	0	5	0	0	0	0	0	0	5	0	0	5	0	0	0	0	0	10
11:00 AM	0	5	0	0	5	0	0	0	0	0	0	6	0	0	6	0	0	0	0	0	11
11:15 AM	1	5	0	0	6	0	0	0	0	0	0	10	0	0	10	1	0	0	0	1	17
11:30 AM	0	4	0	0	4	0	0	0	0	0	0	6	0	0	6	0	0	0	0	0	10
Total Volume	1	19	0	0	20	0	0	0	0	0	0	27	0	0	27	1	0	0	0	1	48
% App. Total	5	95	0	0		0	0	0	0		0	100	0	0		100	0	0	0		
PHF	.250	.950	.000	.000	.833	.000	.000	.000	.000	.000	.000	.675	.000	.000	.675	.250	.000	.000	.000	.250	.706



Quality Counts, LLC

920 Blairhill Rd, STE B106
Charlotte, NC 28217

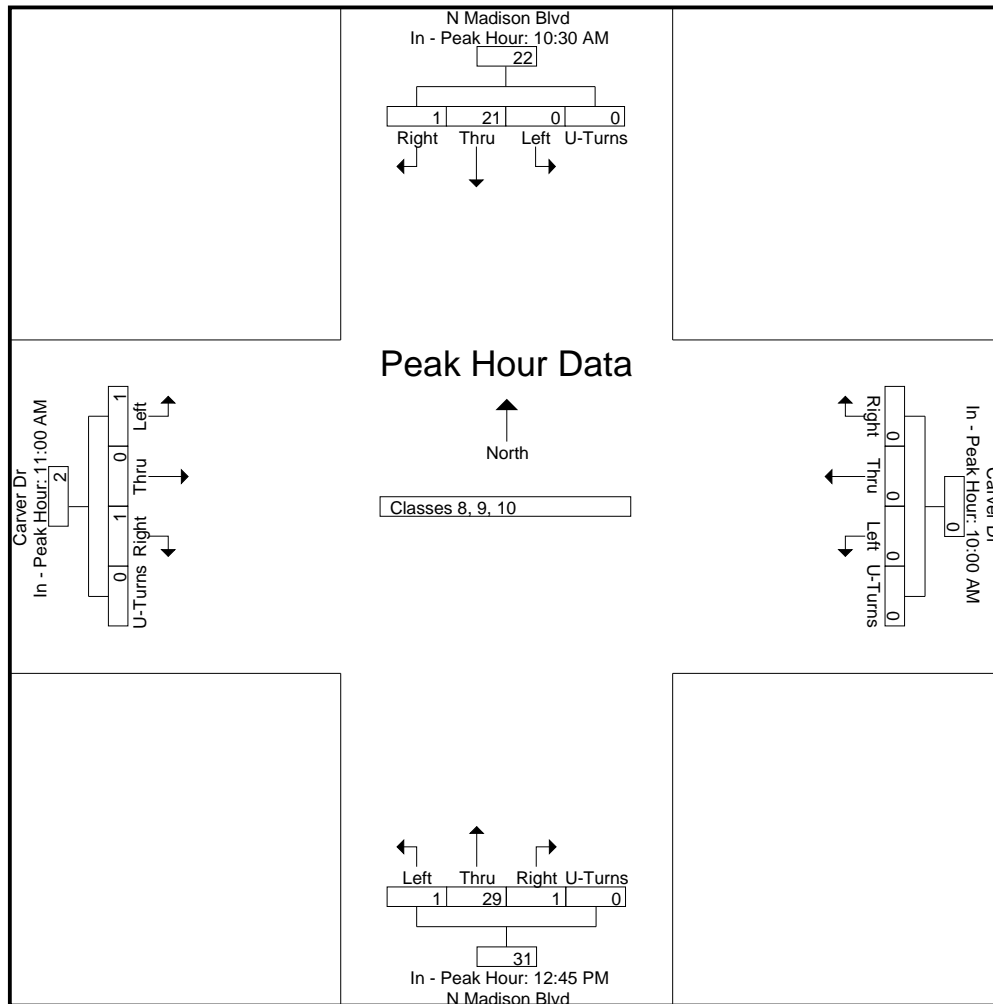
File Name : 14473020 - N Madison Blvd & Carver Dr
Site Code : 14473020
Start Date : 8/30/2017
Page No : 6

Start Time	N Madison Blvd Southbound					Carver Dr Westbound					N Madison Blvd Northbound					Carver Dr Eastbound					Int. Total
	Right	Thru	Left	U-Turns	App. Total	Right	Thru	Left	U-Turns	App. Total	Right	Thru	Left	U-Turns	App. Total	Right	Thru	Left	U-Turns	App. Total	

Peak Hour Analysis From 10:00 AM to 02:45 PM - Peak 1 of 1

Peak Hour for Each Approach Begins at:

	10:30 AM					10:00 AM					12:45 PM					11:00 AM				
+0 mins.	0	6	0	0	6	0	0	0	0	0	0	7	1	0	8	0	0	0	0	0
+15 mins.	0	5	0	0	5	0	0	0	0	0	0	6	0	0	6	1	0	0	0	1
+30 mins.	0	5	0	0	5	0	0	0	0	0	0	7	0	0	7	0	0	0	0	0
+45 mins.	1	5	0	0	6	0	0	0	0	0	1	9	0	0	10	0	0	1	0	1
Total Volume	1	21	0	0	22	0	0	0	0	0	1	29	1	0	31	1	0	1	0	2
% App. Total	4.5	95.5	0	0		0	0	0	0		3.2	93.5	3.2	0		50	0	50	0	
PHF	.250	.875	.000	.000	.917	.000	.000	.000	.000	.000	.250	.806	.250	.000	.775	.250	.000	.250	.000	.500



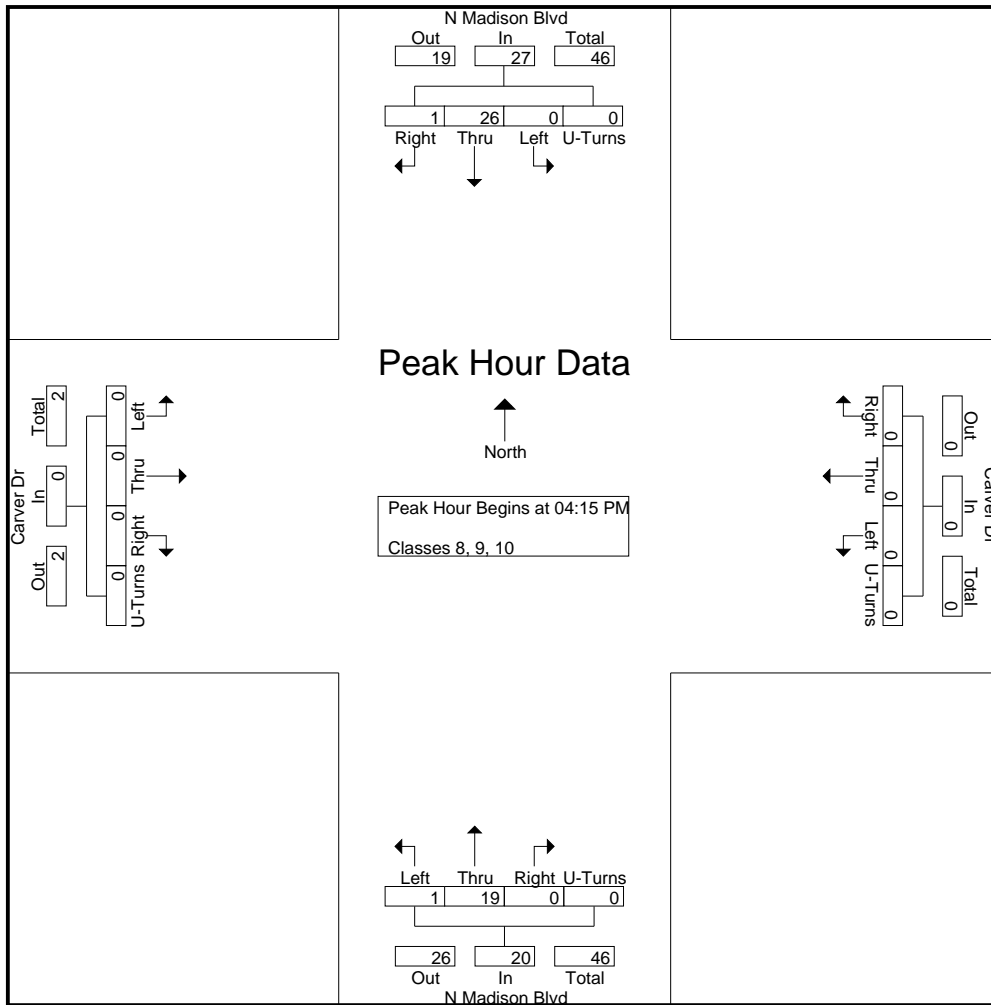
Quality Counts, LLC

920 Blairhill Rd, STE B106
Charlotte, NC 28217

File Name : 14473020 - N Madison Blvd & Carver Dr
Site Code : 14473020
Start Date : 8/30/2017
Page No : 7

Start Time	N Madison Blvd Southbound					Carver Dr Westbound					N Madison Blvd Northbound					Carver Dr Eastbound					Int. Total
	Right	Thru	Left	U-Turns	App. Total	Right	Thru	Left	U-Turns	App. Total	Right	Thru	Left	U-Turns	App. Total	Right	Thru	Left	U-Turns	App. Total	
04:15 PM	1	4	0	0	5	0	0	0	0	0	0	10	1	0	11	0	0	0	0	0	16
04:30 PM	0	5	0	0	5	0	0	0	0	0	0	1	0	1	0	0	0	0	0	0	6
04:45 PM	0	8	0	0	8	0	0	0	0	0	0	5	0	5	0	0	0	0	0	0	13
05:00 PM	0	9	0	0	9	0	0	0	0	0	0	3	0	3	0	0	0	0	0	0	12
Total Volume	1	26	0	0	27	0	0	0	0	0	0	19	1	20	0	0	0	0	0	0	47
% App. Total	3.7	96.3	0	0		0	0	0	0		0	95	5		0	0	0	0	0		
PHF	.250	.722	.000	.000	.750	.000	.000	.000	.000	.000	.000	.475	.250	.455	.000	.000	.000	.000	.000	.000	.734

Peak Hour Analysis From 03:00 PM to 06:45 PM - Peak 1 of 1
Peak Hour for Entire Intersection Begins at 04:15 PM



Quality Counts, LLC

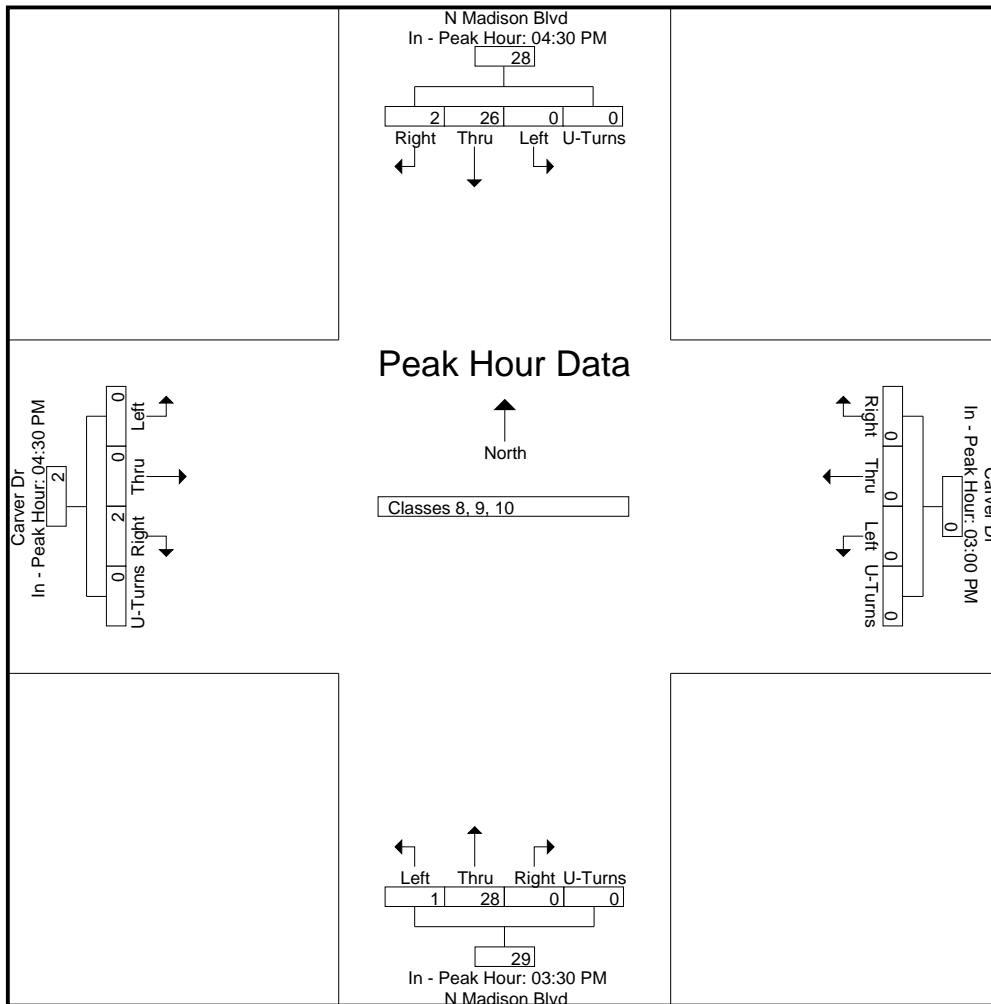
920 Blairhill Rd, STE B106
Charlotte, NC 28217

File Name : 14473020 - N Madison Blvd & Carver Dr
Site Code : 14473020
Start Date : 8/30/2017
Page No : 8

Start Time	N Madison Blvd Southbound					Carver Dr Westbound					N Madison Blvd Northbound					Carver Dr Eastbound					Int. Total
	Right	Thru	Left	U-Turns	App. Total	Right	Thru	Left	U-Turns	App. Total	Right	Thru	Left	U-Turns	App. Total	Right	Thru	Left	U-Turns	App. Total	

Peak Hour Analysis From 03:00 PM to 06:45 PM - Peak 1 of 1
Peak Hour for Each Approach Begins at:

	04:30 PM					03:00 PM					03:30 PM					04:30 PM				
+0 mins.	0	5	0	0	5	0	0	0	0	0	0	9	0	0	9	0	0	0	0	0
+15 mins.	0	8	0	0	8	0	0	0	0	0	0	3	0	0	3	0	0	0	0	0
+30 mins.	0	9	0	0	9	0	0	0	0	0	0	6	0	0	6	0	0	0	0	0
+45 mins.	2	4	0	0	6	0	0	0	0	0	0	10	1	0	11	2	0	0	0	2
Total Volume	2	26	0	0	28	0	0	0	0	0	0	28	1	0	29	2	0	0	0	2
% App. Total	7.1	92.9	0	0		0	0	0	0		0	96.6	3.4	0		100	0	0	0	
PHF	.250	.722	.000	.000	.778	.000	.000	.000	.000	.000	.000	.700	.250	.000	.659	.250	.000	.000	.000	.250



Quality Counts, LLC

920 Blairhill Rd, STE B106
Charlotte, NC 28217

File Name : 14473020 - N Madison Blvd & Carver Dr

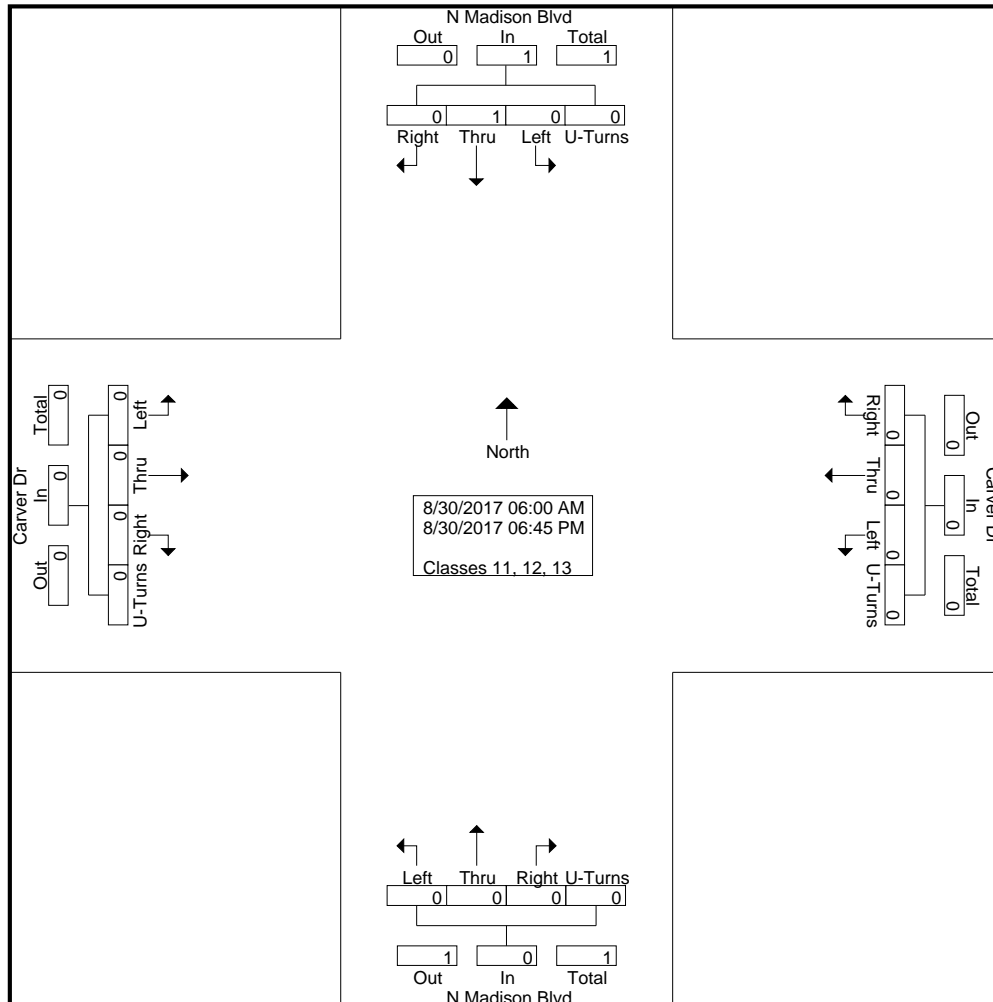
Site Code : 14473020

Start Date : 8/30/2017

Page No : 2

Groups Printed- Classes 11, 12, 13

Start Time	N Madison Blvd Southbound					Carver Dr Westbound					N Madison Blvd Northbound					Carver Dr Eastbound					Int. Total					
	Right	Thru	Left	U-Turns	App. Total	Right	Thru	Left	U-Turns	App. Total	Right	Thru	Left	U-Turns	App. Total	Right	Thru	Left	U-Turns	App. Total						
04:00 PM	0	0	0	0	0	0	0	0	0	0	0	0	0	0	0	0	0	0	0	0	0	0	0	0	0	0
04:15 PM	0	0	0	0	0	0	0	0	0	0	0	0	0	0	0	0	0	0	0	0	0	0	0	0	0	0
04:30 PM	0	0	0	0	0	0	0	0	0	0	0	0	0	0	0	0	0	0	0	0	0	0	0	0	0	0
04:45 PM	0	0	0	0	0	0	0	0	0	0	0	0	0	0	0	0	0	0	0	0	0	0	0	0	0	0
Total	0	0	0	0	0	0	0	0	0	0	0	0	0	0	0	0	0	0	0	0	0	0	0	0	0	0
05:00 PM	0	0	0	0	0	0	0	0	0	0	0	0	0	0	0	0	0	0	0	0	0	0	0	0	0	0
05:15 PM	0	0	0	0	0	0	0	0	0	0	0	0	0	0	0	0	0	0	0	0	0	0	0	0	0	0
05:30 PM	0	0	0	0	0	0	0	0	0	0	0	0	0	0	0	0	0	0	0	0	0	0	0	0	0	0
05:45 PM	0	0	0	0	0	0	0	0	0	0	0	0	0	0	0	0	0	0	0	0	0	0	0	0	0	0
Total	0	0	0	0	0	0	0	0	0	0	0	0	0	0	0	0	0	0	0	0	0	0	0	0	0	0
06:00 PM	0	0	0	0	0	0	0	0	0	0	0	0	0	0	0	0	0	0	0	0	0	0	0	0	0	0
06:15 PM	0	0	0	0	0	0	0	0	0	0	0	0	0	0	0	0	0	0	0	0	0	0	0	0	0	0
06:30 PM	0	0	0	0	0	0	0	0	0	0	0	0	0	0	0	0	0	0	0	0	0	0	0	0	0	0
06:45 PM	0	0	0	0	0	0	0	0	0	0	0	0	0	0	0	0	0	0	0	0	0	0	0	0	0	0
Total	0	0	0	0	0	0	0	0	0	0	0	0	0	0	0	0	0	0	0	0	0	0	0	0	0	0
Grand Total	0	1	0	0	1	0	0	0	0	0	0	0	0	0	0	0	0	0	0	0	0	0	0	0	0	1
Apprch %	0	100	0	0		0	0	0	0		0	0	0	0		0	0	0	0		0	0	0	0		
Total %	0	100	0	0	100	0	0	0	0		0	0	0	0		0	0	0	0		0	0	0	0		

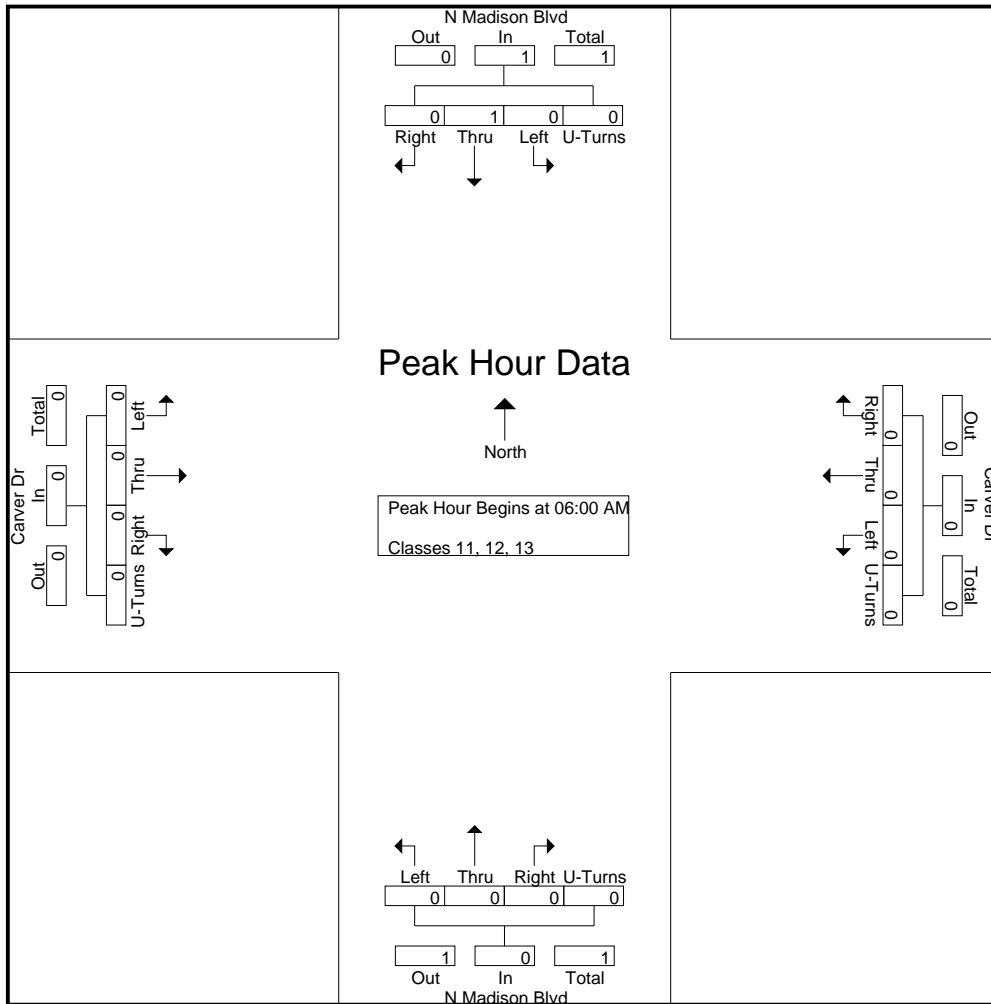


Quality Counts, LLC

920 Blairhill Rd, STE B106
Charlotte, NC 28217

File Name : 14473020 - N Madison Blvd & Carver Dr
Site Code : 14473020
Start Date : 8/30/2017
Page No : 3

Start Time	N Madison Blvd Southbound					Carver Dr Westbound					N Madison Blvd Northbound					Carver Dr Eastbound					Int. Total	
	Right	Thru	Left	U-Turns	App. Total	Right	Thru	Left	U-Turns	App. Total	Right	Thru	Left	U-Turns	App. Total	Right	Thru	Left	U-Turns	App. Total		
Peak Hour Analysis From 06:00 AM to 09:45 AM - Peak 1 of 1																						
Peak Hour for Entire Intersection Begins at 06:00 AM																						
06:00 AM	0	0	0	0	0	0	0	0	0	0	0	0	0	0	0	0	0	0	0	0	0	0
06:15 AM	0	1	0	0	1	0	0	0	0	0	0	0	0	0	0	0	0	0	0	0	0	0
06:30 AM	0	0	0	0	0	0	0	0	0	0	0	0	0	0	0	0	0	0	0	0	0	0
06:45 AM	0	0	0	0	0	0	0	0	0	0	0	0	0	0	0	0	0	0	0	0	0	0
Total Volume	0	1	0	0	1	0	0	0	0	0	0	0	0	0	0	0	0	0	0	0	0	0
% App. Total	0	100	0	0		0	0	0	0		0	0	0	0		0	0	0	0		0	
PHF	.000	.250	.000	.000	.250	.000	.000	.000	.000	.000	.000	.000	.000	.000	.000	.000	.000	.000	.000	.000	.000	.250



Quality Counts, LLC

920 Blairhill Rd, STE B106
Charlotte, NC 28217

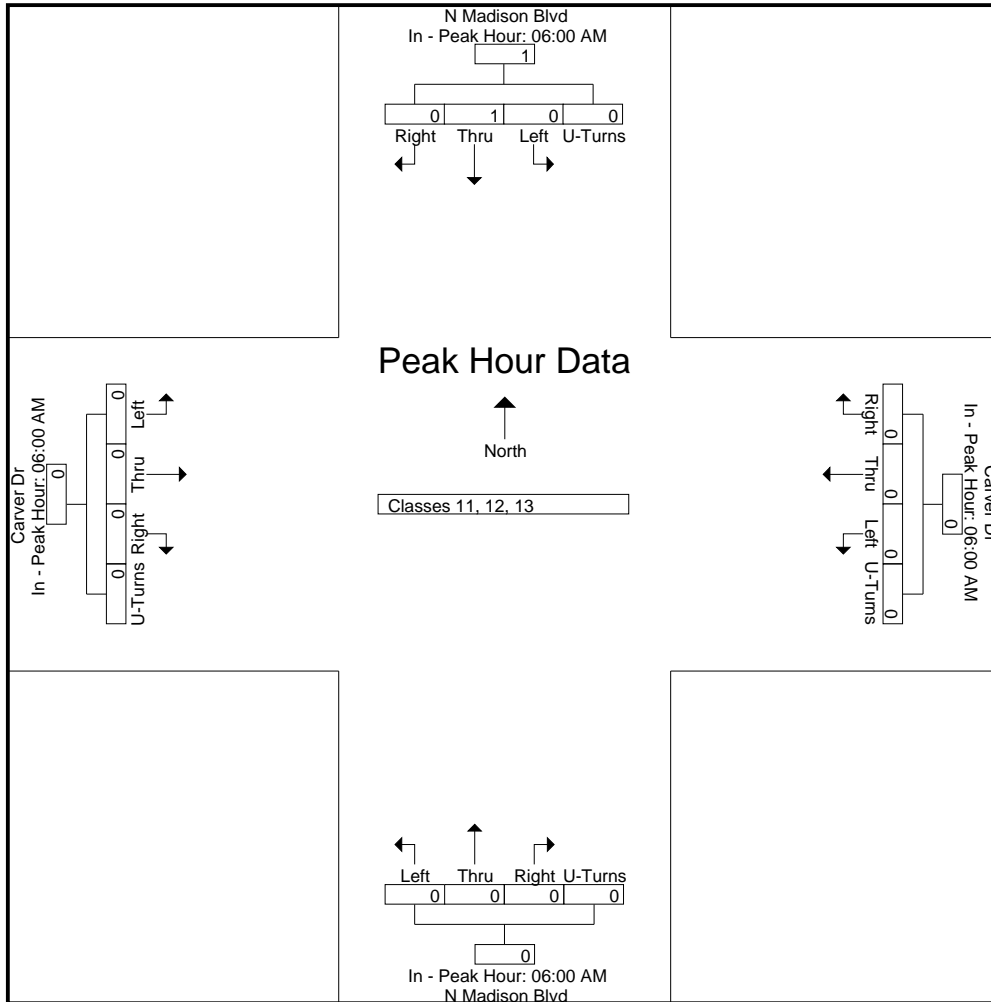
File Name : 14473020 - N Madison Blvd & Carver Dr
Site Code : 14473020
Start Date : 8/30/2017
Page No : 4

Start Time	N Madison Blvd Southbound					Carver Dr Westbound					N Madison Blvd Northbound					Carver Dr Eastbound					Int. Total
	Right	Thru	Left	U-Turns	App. Total	Right	Thru	Left	U-Turns	App. Total	Right	Thru	Left	U-Turns	App. Total	Right	Thru	Left	U-Turns	App. Total	

Peak Hour Analysis From 06:00 AM to 09:45 AM - Peak 1 of 1

Peak Hour for Each Approach Begins at:

	06:00 AM					06:00 AM					06:00 AM					06:00 AM				
+0 mins.	0	0	0	0	0	0	0	0	0	0	0	0	0	0	0	0	0	0	0	0
+15 mins.	0	1	0	0	1	0	0	0	0	0	0	0	0	0	0	0	0	0	0	0
+30 mins.	0	0	0	0	0	0	0	0	0	0	0	0	0	0	0	0	0	0	0	0
+45 mins.	0	0	0	0	0	0	0	0	0	0	0	0	0	0	0	0	0	0	0	0
Total Volume	0	1	0	0	1	0	0	0	0	0	0	0	0	0	0	0	0	0	0	0
% App. Total	0	100	0	0		0	0	0	0		0	0	0	0		0	0	0	0	
PHF	.000	.250	.000	.000	.250	.000	.000	.000	.000	.000	.000	.000	.000	.000	.000	.000	.000	.000	.000	.000

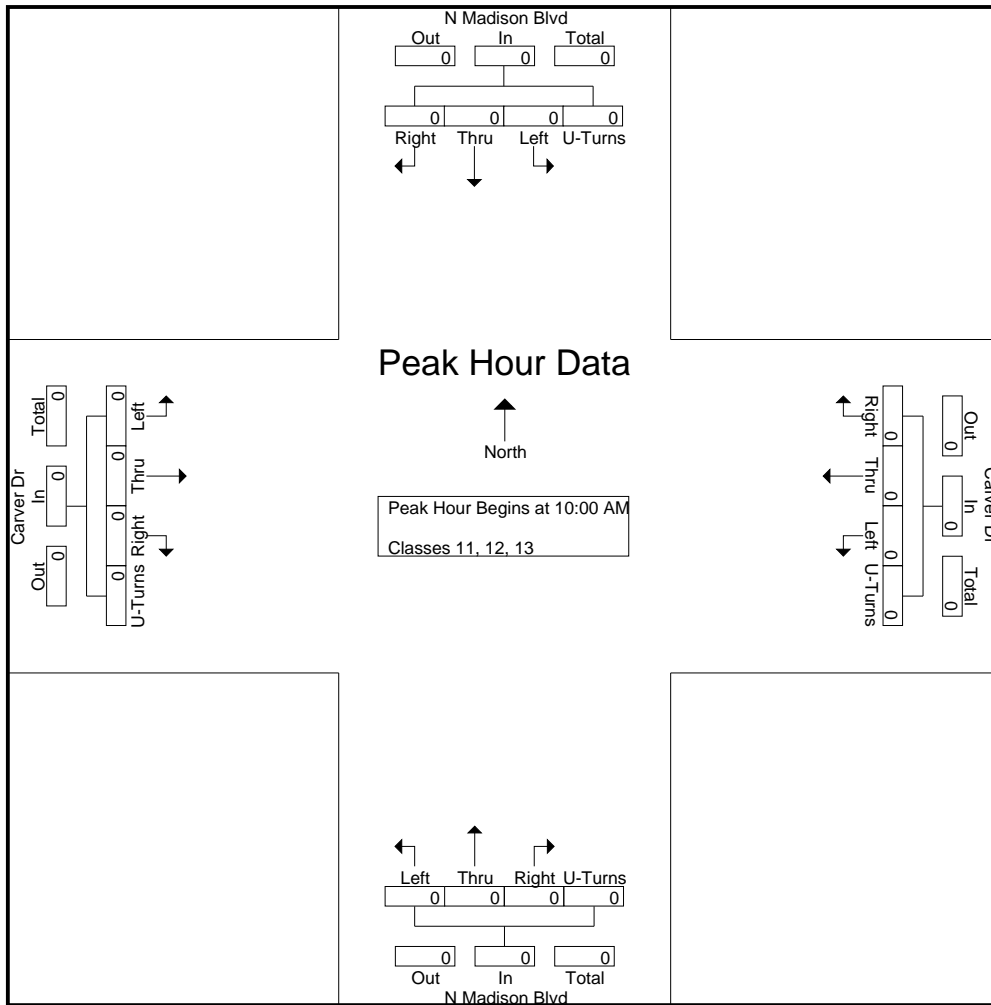


Quality Counts, LLC

920 Blairhill Rd, STE B106
Charlotte, NC 28217

File Name : 14473020 - N Madison Blvd & Carver Dr
Site Code : 14473020
Start Date : 8/30/2017
Page No : 5

Start Time	N Madison Blvd Southbound					Carver Dr Westbound					N Madison Blvd Northbound					Carver Dr Eastbound					Int. Total
	Right	Thru	Left	U-Turns	App. Total	Right	Thru	Left	U-Turns	App. Total	Right	Thru	Left	U-Turns	App. Total	Right	Thru	Left	U-Turns	App. Total	
Peak Hour Analysis From 10:00 AM to 02:45 PM - Peak 1 of 1																					
Peak Hour for Entire Intersection Begins at 10:00 AM																					
10:00 AM	0	0	0	0	0	0	0	0	0	0	0	0	0	0	0	0	0	0	0	0	0
10:15 AM	0	0	0	0	0	0	0	0	0	0	0	0	0	0	0	0	0	0	0	0	0
10:30 AM	0	0	0	0	0	0	0	0	0	0	0	0	0	0	0	0	0	0	0	0	0
10:45 AM	0	0	0	0	0	0	0	0	0	0	0	0	0	0	0	0	0	0	0	0	0
Total Volume	0	0	0	0	0	0	0	0	0	0	0	0	0	0	0	0	0	0	0	0	0
% App. Total	0	0	0	0	0	0	0	0	0	0	0	0	0	0	0	0	0	0	0	0	0
PHF	.000	.000	.000	.000	.000	.000	.000	.000	.000	.000	.000	.000	.000	.000	.000	.000	.000	.000	.000	.000	.000



Quality Counts, LLC

920 Blairhill Rd, STE B106
Charlotte, NC 28217

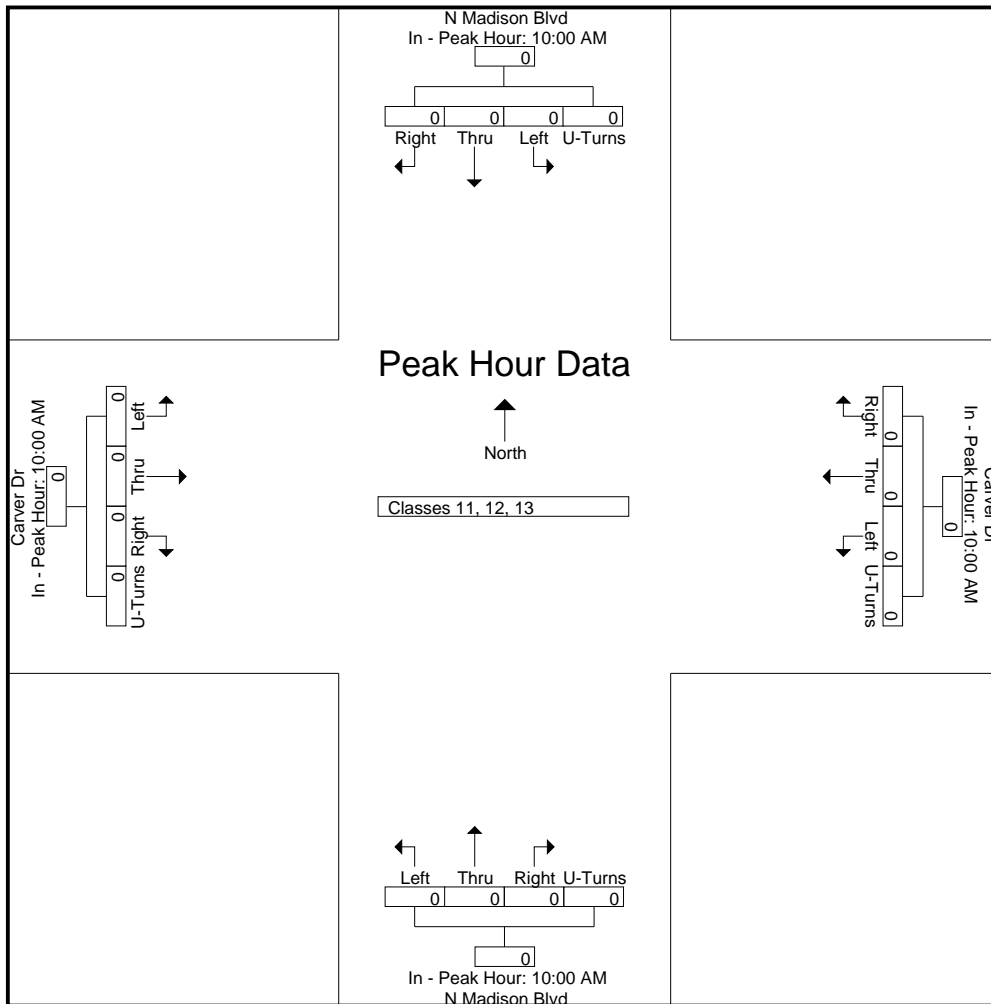
File Name : 14473020 - N Madison Blvd & Carver Dr
Site Code : 14473020
Start Date : 8/30/2017
Page No : 6

Start Time	N Madison Blvd Southbound					Carver Dr Westbound					N Madison Blvd Northbound					Carver Dr Eastbound					Int. Total
	Right	Thru	Left	U-Turns	App. Total	Right	Thru	Left	U-Turns	App. Total	Right	Thru	Left	U-Turns	App. Total	Right	Thru	Left	U-Turns	App. Total	

Peak Hour Analysis From 10:00 AM to 02:45 PM - Peak 1 of 1

Peak Hour for Each Approach Begins at:

	10:00 AM					10:00 AM					10:00 AM					10:00 AM									
+0 mins.	0	0	0	0	0	0	0	0	0	0	0	0	0	0	0	0	0	0	0	0	0	0	0	0	0
+15 mins.	0	0	0	0	0	0	0	0	0	0	0	0	0	0	0	0	0	0	0	0	0	0	0	0	0
+30 mins.	0	0	0	0	0	0	0	0	0	0	0	0	0	0	0	0	0	0	0	0	0	0	0	0	0
+45 mins.	0	0	0	0	0	0	0	0	0	0	0	0	0	0	0	0	0	0	0	0	0	0	0	0	0
Total Volume	0	0	0	0	0	0	0	0	0	0	0	0	0	0	0	0	0	0	0	0	0	0	0	0	0
% App. Total	0	0	0	0	0	0	0	0	0	0	0	0	0	0	0	0	0	0	0	0	0	0	0	0	0
PHF	.000	.000	.000	.000	.000	.000	.000	.000	.000	.000	.000	.000	.000	.000	.000	.000	.000	.000	.000	.000	.000	.000	.000	.000	.000



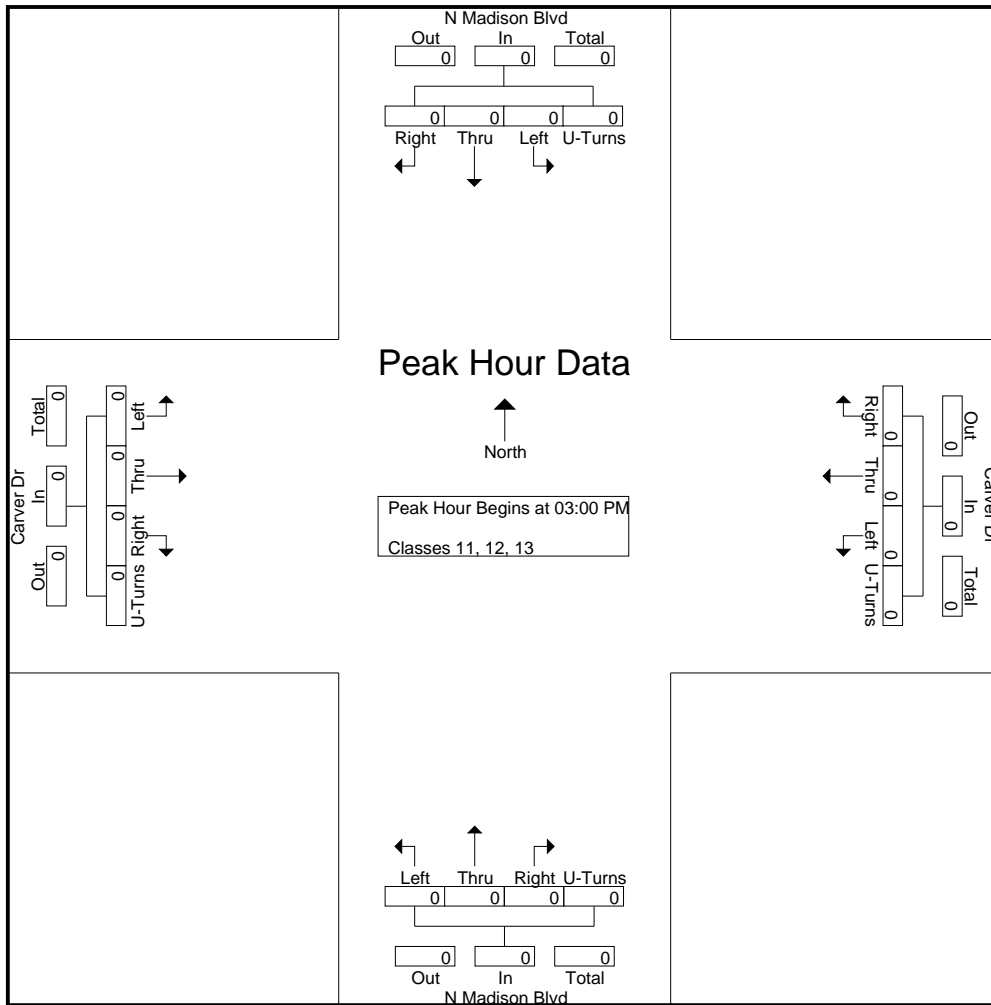
Quality Counts, LLC

920 Blairhill Rd, STE B106
Charlotte, NC 28217

File Name : 14473020 - N Madison Blvd & Carver Dr
Site Code : 14473020
Start Date : 8/30/2017
Page No : 7

Start Time	N Madison Blvd Southbound					Carver Dr Westbound					N Madison Blvd Northbound					Carver Dr Eastbound					Int. Total				
	Right	Thru	Left	U-Turns	App. Total	Right	Thru	Left	U-Turns	App. Total	Right	Thru	Left	U-Turns	App. Total	Right	Thru	Left	U-Turns	App. Total					
03:00 PM	0	0	0	0	0	0	0	0	0	0	0	0	0	0	0	0	0	0	0	0	0	0	0	0	0
03:15 PM	0	0	0	0	0	0	0	0	0	0	0	0	0	0	0	0	0	0	0	0	0	0	0	0	0
03:30 PM	0	0	0	0	0	0	0	0	0	0	0	0	0	0	0	0	0	0	0	0	0	0	0	0	0
03:45 PM	0	0	0	0	0	0	0	0	0	0	0	0	0	0	0	0	0	0	0	0	0	0	0	0	0
Total Volume	0	0	0	0	0	0	0	0	0	0	0	0	0	0	0	0	0	0	0	0	0	0	0	0	0
% App. Total	0	0	0	0	0	0	0	0	0	0	0	0	0	0	0	0	0	0	0	0	0	0	0	0	0
PHF	.000	.000	.000	.000	.000	.000	.000	.000	.000	.000	.000	.000	.000	.000	.000	.000	.000	.000	.000	.000	.000	.000	.000	.000	.000

Peak Hour Analysis From 03:00 PM to 06:45 PM - Peak 1 of 1
Peak Hour for Entire Intersection Begins at 03:00 PM



Quality Counts, LLC

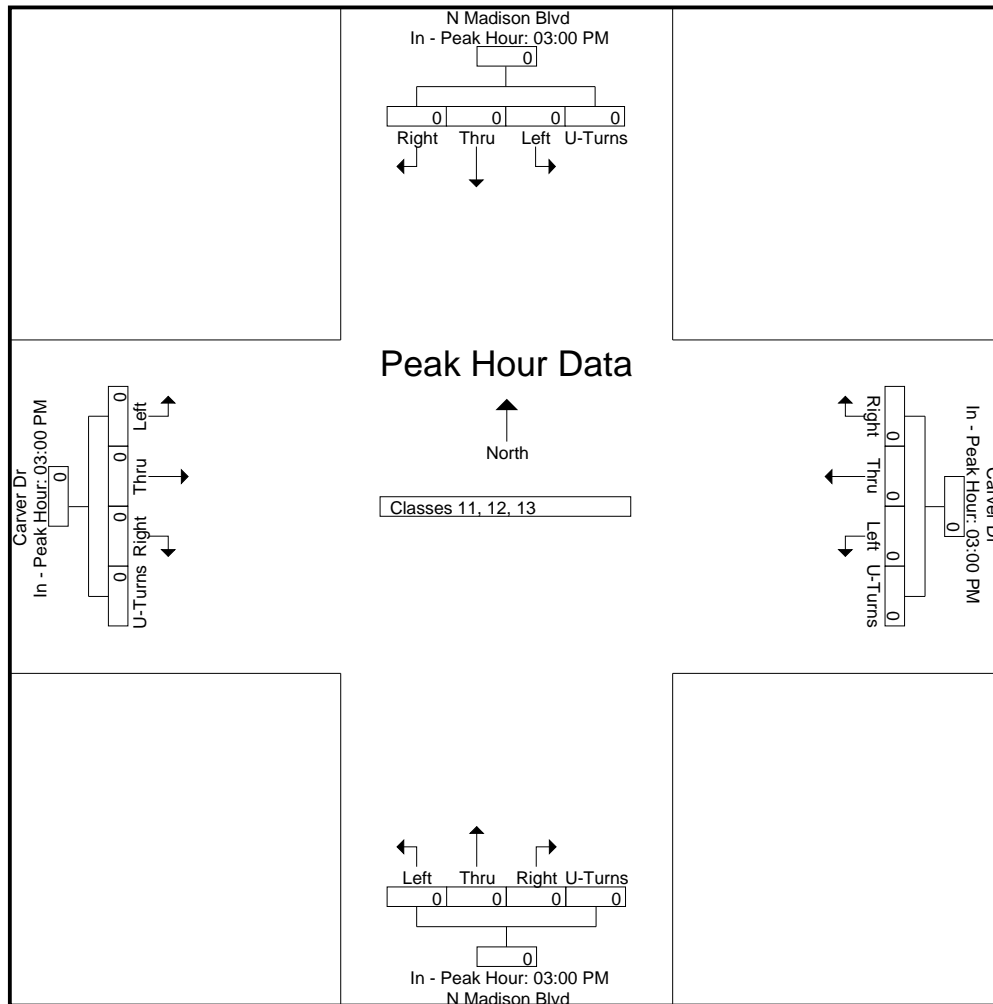
920 Blairhill Rd, STE B106
Charlotte, NC 28217

File Name : 14473020 - N Madison Blvd & Carver Dr
Site Code : 14473020
Start Date : 8/30/2017
Page No : 8

Start Time	N Madison Blvd Southbound					Carver Dr Westbound					N Madison Blvd Northbound					Carver Dr Eastbound					Int. Total
	Right	Thru	Left	U-Turns	App. Total	Right	Thru	Left	U-Turns	App. Total	Right	Thru	Left	U-Turns	App. Total	Right	Thru	Left	U-Turns	App. Total	

Peak Hour Analysis From 03:00 PM to 06:45 PM - Peak 1 of 1
Peak Hour for Each Approach Begins at:

	03:00 PM					03:00 PM					03:00 PM					03:00 PM									
+0 mins.	0	0	0	0	0	0	0	0	0	0	0	0	0	0	0	0	0	0	0	0	0	0	0	0	0
+15 mins.	0	0	0	0	0	0	0	0	0	0	0	0	0	0	0	0	0	0	0	0	0	0	0	0	0
+30 mins.	0	0	0	0	0	0	0	0	0	0	0	0	0	0	0	0	0	0	0	0	0	0	0	0	0
+45 mins.	0	0	0	0	0	0	0	0	0	0	0	0	0	0	0	0	0	0	0	0	0	0	0	0	0
Total Volume	0	0	0	0	0	0	0	0	0	0	0	0	0	0	0	0	0	0	0	0	0	0	0	0	0
% App. Total	0	0	0	0	0	0	0	0	0	0	0	0	0	0	0	0	0	0	0	0	0	0	0	0	0
PHF	.000	.000	.000	.000	.000	.000	.000	.000	.000	.000	.000	.000	.000	.000	.000	.000	.000	.000	.000	.000	.000	.000	.000	.000	.000



Quality Counts, LLC

920 Blairhill Rd, STE B106
Charlotte, NC 28217

File Name : 14473020 - N Madison Blvd & Carver Dr

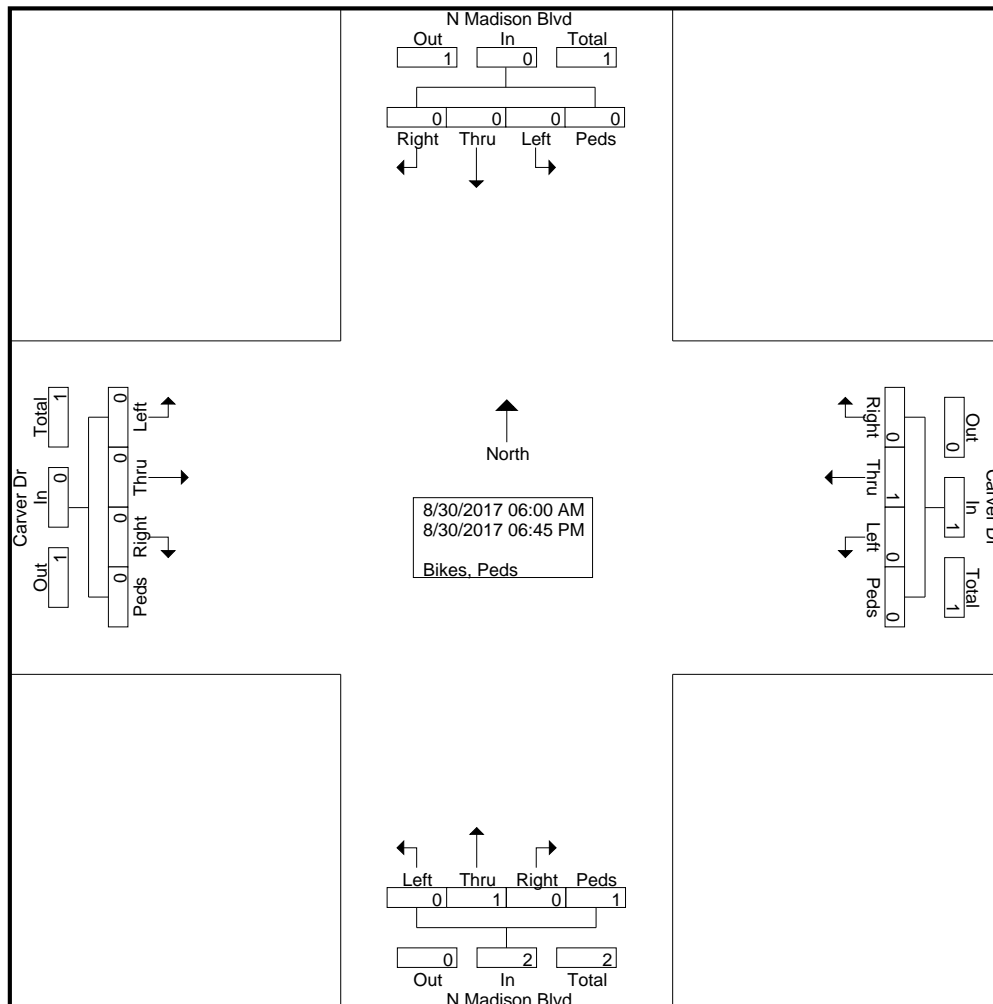
Site Code : 14473020

Start Date : 8/30/2017

Page No : 2

Groups Printed- Bikes, Peds

Start Time	N Madison Blvd Southbound					Carver Dr Westbound					N Madison Blvd Northbound					Carver Dr Eastbound					Int. Total	
	Right	Thru	Left	Peds	App. Total	Right	Thru	Left	Peds	App. Total	Right	Thru	Left	Peds	App. Total	Right	Thru	Left	Peds	App. Total		
04:00 PM	0	0	0	0	0	0	0	0	0	0	0	0	0	0	0	0	0	0	0	0	0	0
04:15 PM	0	0	0	0	0	0	0	0	0	0	0	0	0	0	0	0	0	0	0	0	0	0
04:30 PM	0	0	0	0	0	0	0	0	0	0	0	0	0	0	0	0	0	0	0	0	0	0
04:45 PM	0	0	0	0	0	0	0	0	0	0	0	0	0	0	0	0	0	0	0	0	0	0
Total	0	0	0	0	0	0	0	0	0	0	0	0	0	0	0	0	0	0	0	0	0	0
05:00 PM	0	0	0	0	0	0	0	0	0	0	0	0	0	1	1	0	0	0	0	0	0	1
05:15 PM	0	0	0	0	0	0	0	0	0	0	0	0	0	0	0	0	0	0	0	0	0	0
05:30 PM	0	0	0	0	0	0	0	0	0	0	0	0	0	0	0	0	0	0	0	0	0	0
05:45 PM	0	0	0	0	0	0	0	0	0	0	0	0	0	0	0	0	0	0	0	0	0	0
Total	0	0	0	0	0	0	0	0	0	0	0	0	0	1	1	0	0	0	0	0	0	1
06:00 PM	0	0	0	0	0	0	0	0	0	0	0	0	0	0	0	0	0	0	0	0	0	0
06:15 PM	0	0	0	0	0	0	0	0	0	0	0	0	0	0	0	0	0	0	0	0	0	0
06:30 PM	0	0	0	0	0	0	0	0	0	0	0	0	0	0	0	0	0	0	0	0	0	0
06:45 PM	0	0	0	0	0	0	0	0	0	0	0	0	0	0	0	0	0	0	0	0	0	0
Total	0	0	0	0	0	0	0	0	0	0	0	0	0	0	0	0	0	0	0	0	0	0
Grand Total	0	0	0	0	0	0	1	0	0	1	0	1	0	1	2	0	0	0	0	0	0	3
Apprch %	0	0	0	0		0	100	0	0		0	50	0	50		0	0	0	0		0	
Total %	0	0	0	0		0	33.3	0	0	33.3	0	33.3	0	33.3	66.7	0	0	0	0		0	

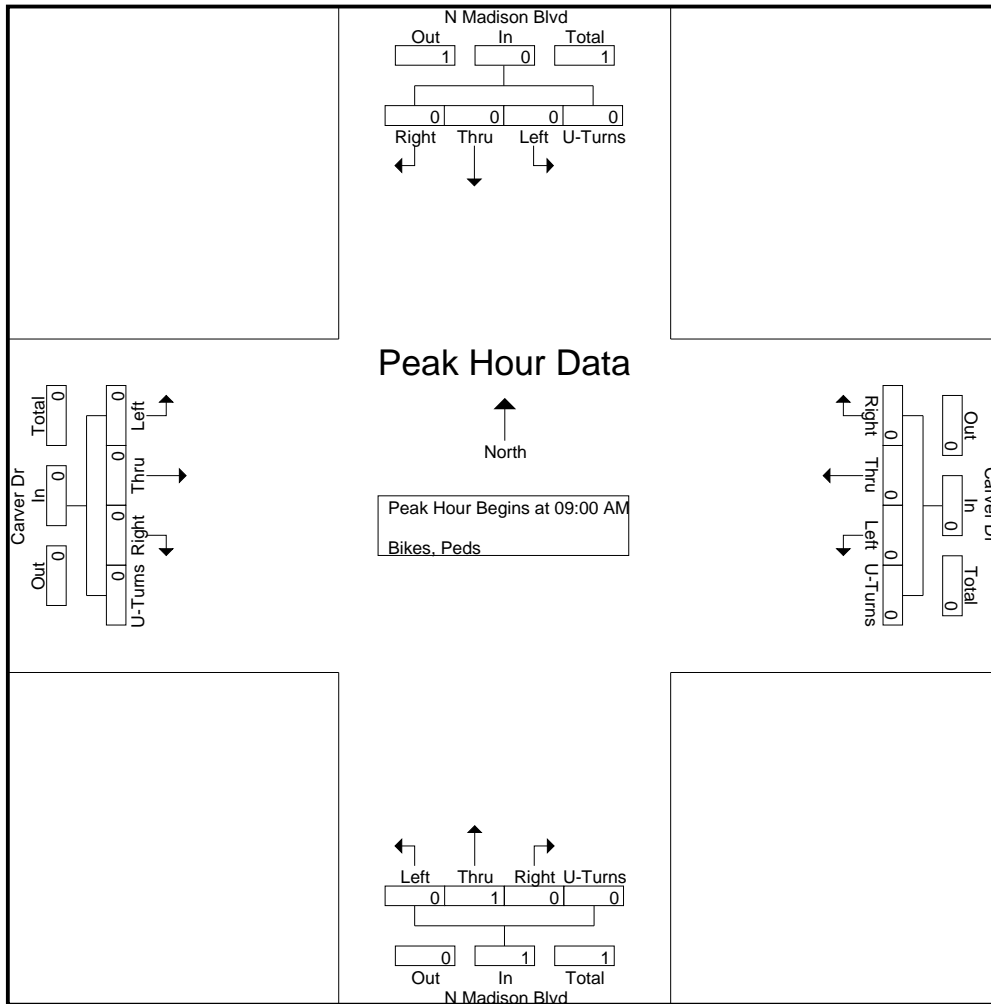


Quality Counts, LLC

920 Blairhill Rd, STE B106
Charlotte, NC 28217

File Name : 14473020 - N Madison Blvd & Carver Dr
Site Code : 14473020
Start Date : 8/30/2017
Page No : 3

Start Time	N Madison Blvd Southbound					Carver Dr Westbound					N Madison Blvd Northbound					Carver Dr Eastbound					Int. Total	
	Right	Thru	Left	Peds	App. Total	Right	Thru	Left	Peds	App. Total	Right	Thru	Left	Peds	App. Total	Right	Thru	Left	Peds	App. Total		
Peak Hour Analysis From 06:00 AM to 09:45 AM - Peak 1 of 1																						
Peak Hour for Entire Intersection Begins at 09:00 AM																						
09:00 AM	0	0	0	0	0	0	0	0	0	0	0	0	0	0	0	0	0	0	0	0	0	0
09:15 AM	0	0	0	0	0	0	0	0	0	0	0	0	0	0	0	0	0	0	0	0	0	0
09:30 AM	0	0	0	0	0	0	0	0	0	0	0	0	0	0	0	0	0	0	0	0	0	0
09:45 AM	0	0	0	0	0	0	0	0	0	0	0	1	0	0	1	0	0	0	0	0	0	1
Total Volume	0	0	0	0	0	0	0	0	0	0	0	1	0	0	1	0	0	0	0	0	0	1
% App. Total	0	0	0	0	0	0	0	0	0	0	0	100	0	0	100	0	0	0	0	0	0	100
PHF	.000	.000	.000	.000	.000	.000	.000	.000	.000	.000	.000	.250	.000	.000	.250	.000	.000	.000	.000	.000	.000	.250



Quality Counts, LLC

920 Blairhill Rd, STE B106
Charlotte, NC 28217

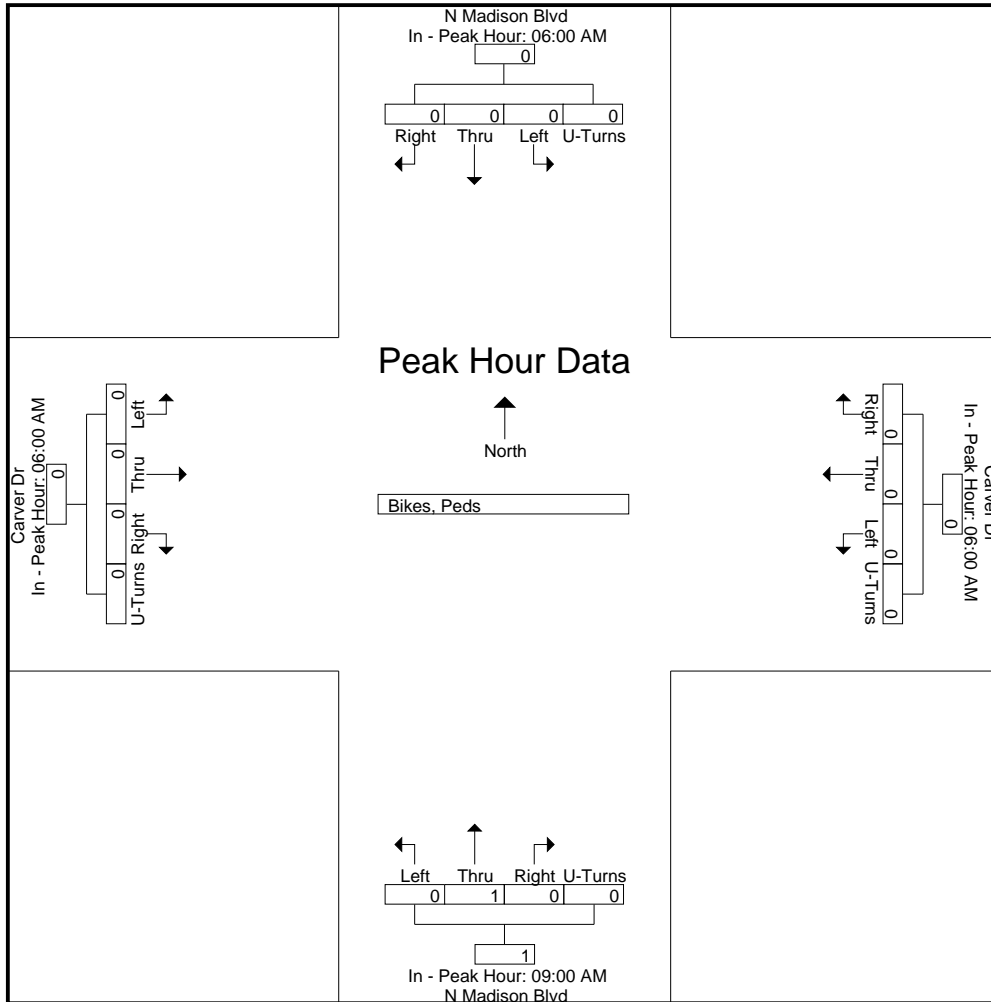
File Name : 14473020 - N Madison Blvd & Carver Dr
Site Code : 14473020
Start Date : 8/30/2017
Page No : 4

Start Time	N Madison Blvd Southbound					Carver Dr Westbound					N Madison Blvd Northbound					Carver Dr Eastbound					Int. Total
	Right	Thru	Left	Peds	App. Total	Right	Thru	Left	Peds	App. Total	Right	Thru	Left	Peds	App. Total	Right	Thru	Left	Peds	App. Total	

Peak Hour Analysis From 06:00 AM to 09:45 AM - Peak 1 of 1

Peak Hour for Each Approach Begins at:

	06:00 AM					06:00 AM					09:00 AM					06:00 AM				
+0 mins.	0	0	0	0	0	0	0	0	0	0	0	0	0	0	0	0	0	0	0	0
+15 mins.	0	0	0	0	0	0	0	0	0	0	0	0	0	0	0	0	0	0	0	0
+30 mins.	0	0	0	0	0	0	0	0	0	0	0	0	0	0	0	0	0	0	0	0
+45 mins.	0	0	0	0	0	0	0	0	0	0	0	1	0	0	1	0	0	0	0	0
Total Volume	0	0	0	0	0	0	0	0	0	0	0	1	0	0	1	0	0	0	0	0
% App. Total	0	0	0	0	0	0	0	0	0	0	0	100	0	0	0	0	0	0	0	0
PHF	.000	.000	.000	.000	.000	.000	.000	.000	.000	.000	.000	.250	.000	.000	.250	.000	.000	.000	.000	.000

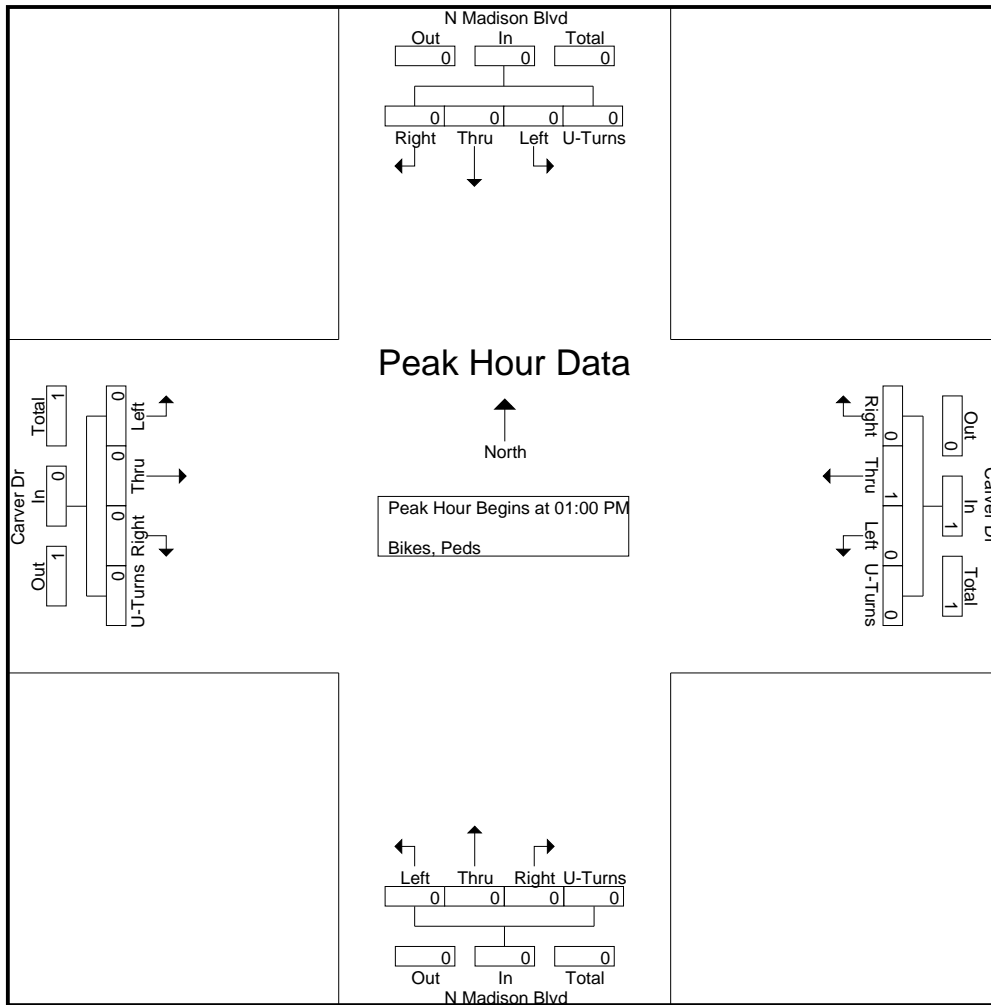


Quality Counts, LLC

920 Blairhill Rd, STE B106
Charlotte, NC 28217

File Name : 14473020 - N Madison Blvd & Carver Dr
Site Code : 14473020
Start Date : 8/30/2017
Page No : 5

Start Time	N Madison Blvd Southbound					Carver Dr Westbound					N Madison Blvd Northbound					Carver Dr Eastbound					Int. Total	
	Rig ht	Thr u	Left	Ped s	App. Total	Rig ht	Thr u	Left	Ped s	App. Total	Right	Thr u	Left	Peds	App. Total	Right	Thr u	Left	Peds	App. Total		
Peak Hour Analysis From 10:00 AM to 02:45 PM - Peak 1 of 1																						
Peak Hour for Entire Intersection Begins at 01:00 PM																						
01:00 PM	0	0	0	0	0	0	0	0	0	0	0	0	0	0	0	0	0	0	0	0	0	0
01:15 PM	0	0	0	0	0	0	0	0	0	0	0	0	0	0	0	0	0	0	0	0	0	0
01:30 PM	0	0	0	0	0	0	0	0	0	0	0	0	0	0	0	0	0	0	0	0	0	0
01:45 PM	0	0	0	0	0	0	1	0	0	1	0	0	0	0	0	0	0	0	0	0	0	1
Total Volume	0	0	0	0	0	0	1	0	0	1	0	0	0	0	0	0	0	0	0	0	0	1
% App. Total	0	0	0	0	0	0	100	0	0	0	0	0	0	0	0	0	0	0	0	0	0	0
PHF	.000	.000	.000	.000	.000	.000	.250	.000	.000	.250	.000	.000	.000	.000	.000	.000	.000	.000	.000	.000	.000	.250



Quality Counts, LLC

920 Blairhill Rd, STE B106
Charlotte, NC 28217

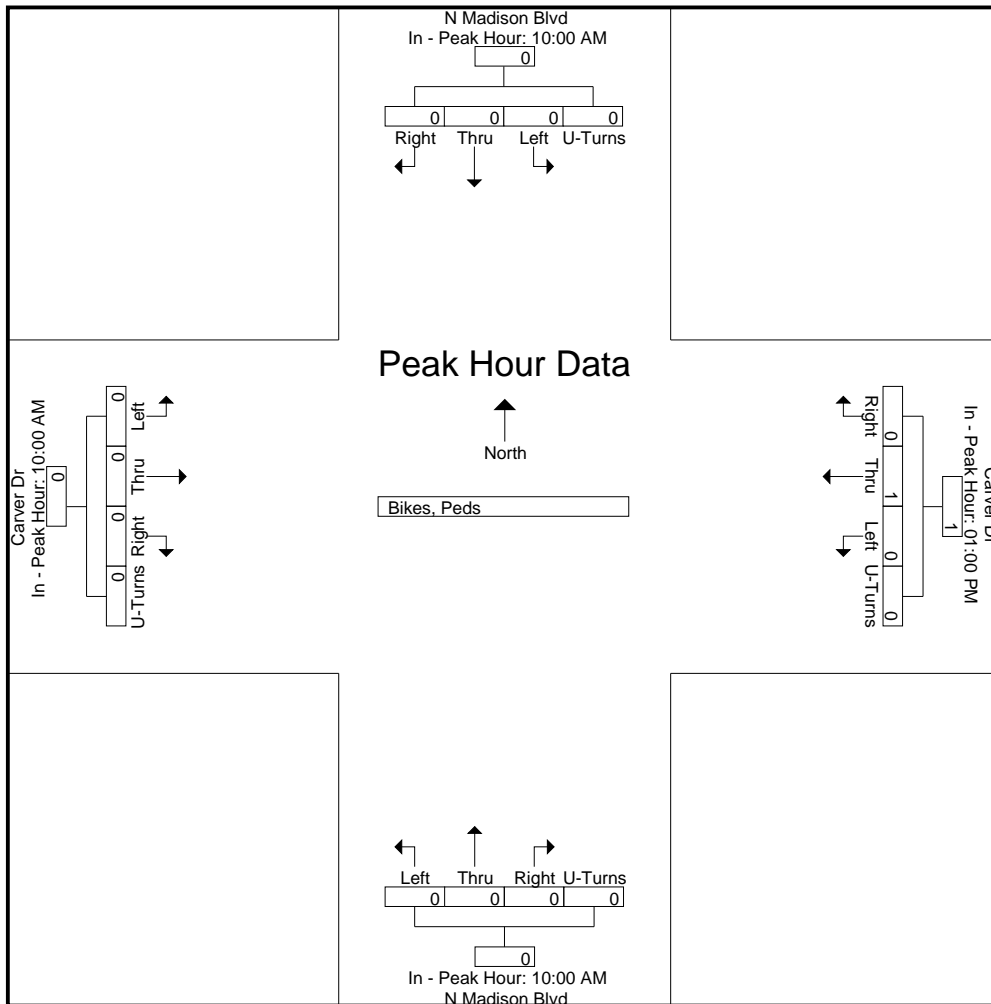
File Name : 14473020 - N Madison Blvd & Carver Dr
Site Code : 14473020
Start Date : 8/30/2017
Page No : 6

Start Time	N Madison Blvd Southbound					Carver Dr Westbound					N Madison Blvd Northbound					Carver Dr Eastbound					Int. Total
	Rig ht	Thr u	Left	Ped s	App. Total	Rig ht	Thr u	Left	Ped s	App. Total	Right	Thr u	Left	Peds	App. Total	Right	Thr u	Left	Peds	App. Total	

Peak Hour Analysis From 10:00 AM to 02:45 PM - Peak 1 of 1

Peak Hour for Each Approach Begins at:

	10:00 AM					01:00 PM					10:00 AM					10:00 AM									
+0 mins.	0	0	0	0	0	0	0	0	0	0	0	0	0	0	0	0	0	0	0	0	0	0	0	0	0
+15 mins.	0	0	0	0	0	0	0	0	0	0	0	0	0	0	0	0	0	0	0	0	0	0	0	0	0
+30 mins.	0	0	0	0	0	0	0	0	0	0	0	0	0	0	0	0	0	0	0	0	0	0	0	0	0
+45 mins.	0	0	0	0	0	0	1	0	0	1	0	0	0	0	0	0	0	0	0	0	0	0	0	0	0
Total Volume	0	0	0	0	0	0	1	0	0	1	0	0	0	0	0	0	0	0	0	0	0	0	0	0	0
% App. Total	0	0	0	0	0	0	100	0	0	0	0	0	0	0	0	0	0	0	0	0	0	0	0	0	0
PHF	.000	.000	.000	.000	.000	.000	.250	.000	.000	.250	.000	.000	.000	.000	.000	.000	.000	.000	.000	.000	.000	.000	.000	.000	.000

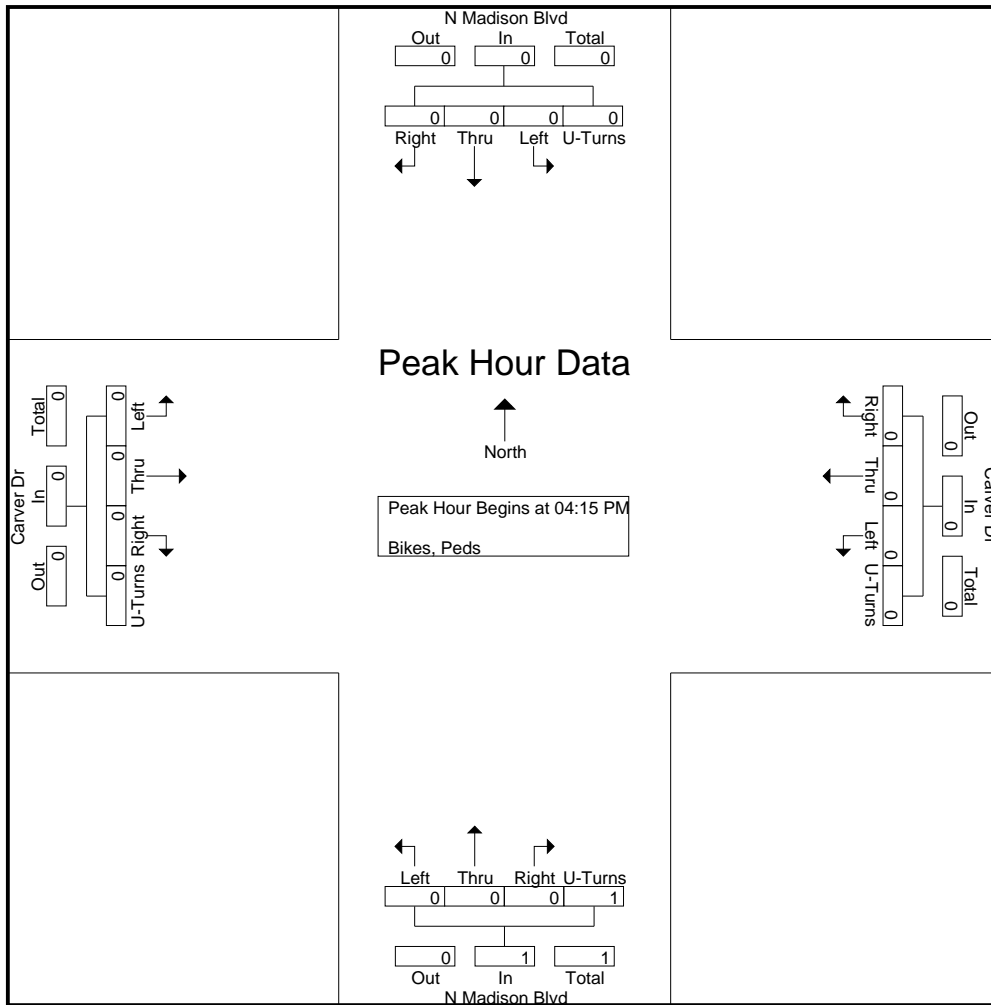


Quality Counts, LLC

920 Blairhill Rd, STE B106
Charlotte, NC 28217

File Name : 14473020 - N Madison Blvd & Carver Dr
Site Code : 14473020
Start Date : 8/30/2017
Page No : 7

Start Time	N Madison Blvd Southbound					Carver Dr Westbound					N Madison Blvd Northbound					Carver Dr Eastbound					Int. Total	
	Rig ht	Thr u	Left	Ped s	App. Total	Rig ht	Thr u	Left	Ped s	App. Total	Right	Thr u	Left	Peds	App. Total	Right	Thr u	Left	Peds	App. Total		
Peak Hour Analysis From 03:00 PM to 06:45 PM - Peak 1 of 1																						
Peak Hour for Entire Intersection Begins at 04:15 PM																						
04:15 PM	0	0	0	0	0	0	0	0	0	0	0	0	0	0	0	0	0	0	0	0	0	0
04:30 PM	0	0	0	0	0	0	0	0	0	0	0	0	0	0	0	0	0	0	0	0	0	0
04:45 PM	0	0	0	0	0	0	0	0	0	0	0	0	0	0	0	0	0	0	0	0	0	0
05:00 PM	0	0	0	0	0	0	0	0	0	0	0	0	0	1	1	0	0	0	0	0	0	1
Total Volume	0	0	0	0	0	0	0	0	0	0	0	0	0	1	1	0	0	0	0	0	0	1
% App. Total	0	0	0	0	0	0	0	0	0	0	0	0	0	100	100	0	0	0	0	0	0	100
PHF	.000	.000	.000	.000	.000	.000	.000	.000	.000	.000	.000	.000	.000	.250	.250	.000	.000	.000	.000	.000	.000	.250



Quality Counts, LLC

920 Blairhill Rd, STE B106
Charlotte, NC 28217

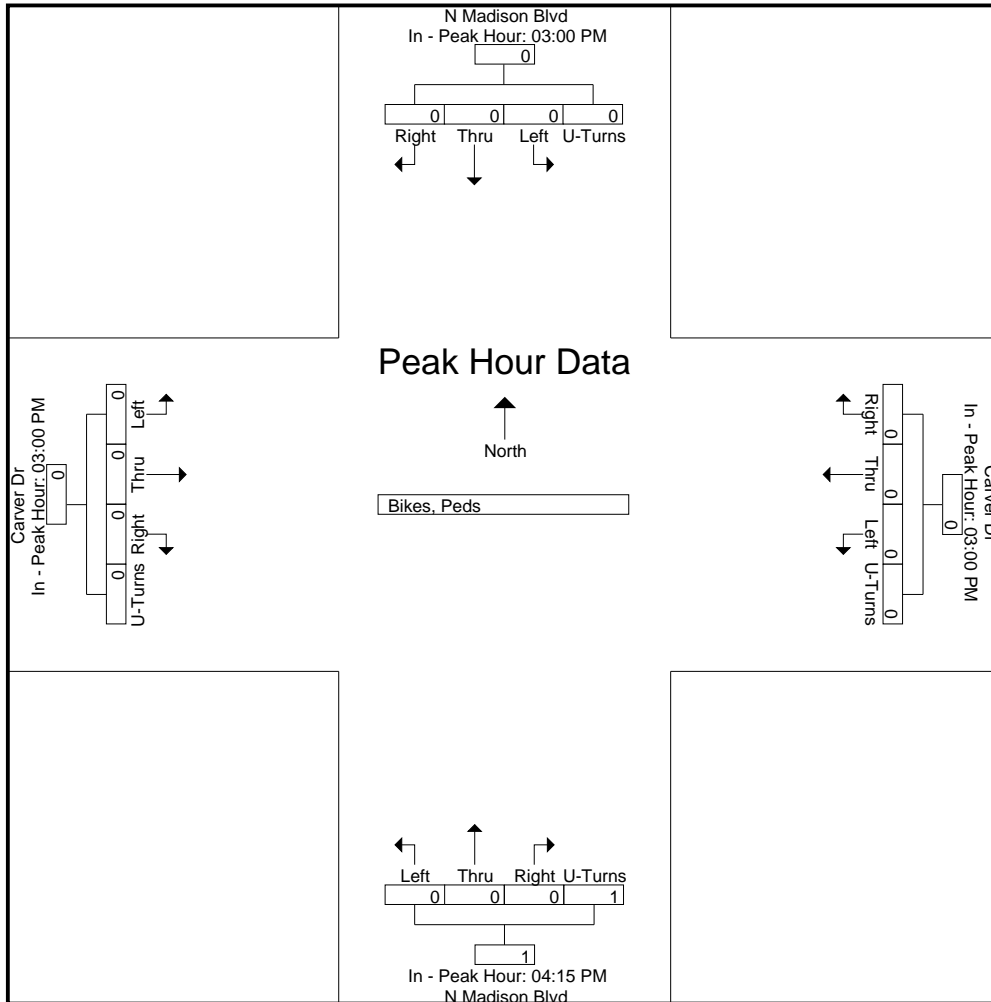
File Name : 14473020 - N Madison Blvd & Carver Dr
Site Code : 14473020
Start Date : 8/30/2017
Page No : 8

Start Time	N Madison Blvd Southbound					Carver Dr Westbound					N Madison Blvd Northbound					Carver Dr Eastbound					Int. Total
	Rig ht	Thr u	Left	Ped s	App. Total	Rig ht	Thr u	Left	Ped s	App. Total	Right	Thr u	Left	Peds	App. Total	Right	Thr u	Left	Peds	App. Total	

Peak Hour Analysis From 03:00 PM to 06:45 PM - Peak 1 of 1

Peak Hour for Each Approach Begins at:

	03:00 PM					03:00 PM					04:15 PM					03:00 PM				
+0 mins.	0	0	0	0	0	0	0	0	0	0	0	0	0	0	0	0	0	0	0	0
+15 mins.	0	0	0	0	0	0	0	0	0	0	0	0	0	0	0	0	0	0	0	0
+30 mins.	0	0	0	0	0	0	0	0	0	0	0	0	0	0	0	0	0	0	0	0
+45 mins.	0	0	0	0	0	0	0	0	0	0	0	0	0	1	1	0	0	0	0	0
Total Volume	0	0	0	0	0	0	0	0	0	0	0	0	0	1	1	0	0	0	0	0
% App. Total	0	0	0	0	0	0	0	0	0	0	0	0	0	100	100	0	0	0	0	0
PHF	.000	.000	.000	.000	.000	.000	.000	.000	.000	.000	.000	.000	.000	.250	.250	.000	.000	.000	.000	.000



Quality Counts, LLC

920 Blairhill Rd, STE B106
Charlotte, NC 28217

File Name : 14473021 - N Madison Blvd & N Main St

Site Code : 14473021

Start Date : 8/30/2017

Page No : 1

Groups Printed- Classes 1, 2, 3 - Classes 4, 5, 6, 7 - Classes 8, 9, 10 - Classes 11, 12, 13 - Bikes, Peds

Start Time	N Madison Blvd Southbound					N Main St Westbound					N Madison Blvd Northbound					N Main St Eastbound					Int. Total
	Right	Thru	Left	Peds	App. Total	Right	Thru	Left	Peds	App. Total	Right	Thru	Left	Peds	App. Total	Right	Thru	Left	Peds	App. Total	
06:00 AM	0	58	2	0	60	0	1	1	1	3	3	21	15	0	39	39	5	1	0	45	147
06:15 AM	5	64	0	0	69	0	5	0	0	5	0	24	18	0	42	36	7	2	0	45	161
06:30 AM	2	66	1	0	69	3	6	0	0	9	1	27	35	0	63	51	7	0	0	58	199
06:45 AM	2	88	3	0	93	5	6	0	0	11	1	33	36	0	70	59	6	3	0	68	242
Total	9	276	6	0	291	8	18	1	1	28	5	105	104	0	214	185	25	6	0	216	749
07:00 AM	3	75	6	1	85	4	8	4	0	16	4	30	35	0	69	48	12	2	0	62	232
07:15 AM	5	92	4	0	101	7	10	1	0	18	4	50	24	0	78	63	19	3	0	85	282
07:30 AM	11	77	9	0	97	15	17	0	0	32	4	55	33	0	92	42	12	6	0	60	281
07:45 AM	6	103	18	1	128	11	25	2	0	38	4	73	64	0	141	54	15	9	0	78	385
Total	25	347	37	2	411	37	60	7	0	104	16	208	156	0	380	207	58	20	0	285	1180
08:00 AM	7	88	11	0	106	3	14	2	0	19	4	62	46	0	112	45	18	9	0	72	309
08:15 AM	4	74	11	0	89	6	9	3	0	18	5	42	35	0	82	44	16	2	0	62	251
08:30 AM	6	70	8	0	84	4	8	1	0	13	5	38	38	0	81	46	16	2	0	64	242
08:45 AM	7	78	10	0	95	6	11	0	0	17	5	43	34	0	82	49	11	5	0	65	259
Total	24	310	40	0	374	19	42	6	0	67	19	185	153	0	357	184	61	18	0	263	1061
09:00 AM	3	42	9	0	54	2	10	2	0	14	4	39	28	0	71	44	14	5	0	63	202
09:15 AM	4	60	8	0	72	8	9	5	0	22	8	36	37	0	81	45	17	1	0	63	238
09:30 AM	4	54	4	0	62	9	19	0	0	28	8	42	43	0	93	47	19	1	0	67	250
09:45 AM	3	44	6	0	53	9	13	1	0	23	7	44	30	0	81	52	11	3	0	66	223
Total	14	200	27	0	241	28	51	8	0	87	27	161	138	0	326	188	61	10	0	259	913
10:00 AM	3	44	4	0	51	3	8	4	0	15	3	45	38	0	86	37	14	1	0	52	204
10:15 AM	4	50	4	0	58	4	10	3	0	17	5	34	44	0	83	42	12	3	0	57	215
10:30 AM	3	43	5	0	51	9	11	3	0	23	4	37	29	0	70	41	10	3	1	55	199
10:45 AM	5	64	6	1	76	6	13	3	0	22	9	32	35	0	76	32	19	6	0	57	231
Total	15	201	19	1	236	22	42	13	0	77	21	148	146	0	315	152	55	13	1	221	849
11:00 AM	3	53	8	0	64	4	12	3	2	21	6	48	36	0	90	51	18	2	0	71	246
11:15 AM	4	58	8	0	70	11	18	3	0	32	6	55	42	0	103	41	18	4	0	63	268
11:30 AM	5	44	5	0	54	12	17	3	0	32	3	52	45	0	100	54	13	4	0	71	257
11:45 AM	5	46	5	0	56	8	23	5	0	36	6	59	56	0	121	47	12	4	0	63	276
Total	17	201	26	0	244	35	70	14	2	121	21	214	179	0	414	193	61	14	0	268	1047
12:00 PM	4	58	7	0	69	9	20	6	0	35	13	53	48	0	114	63	9	3	0	75	293
12:15 PM	11	54	4	1	70	10	17	7	0	34	10	48	50	0	108	67	19	7	0	93	305
12:30 PM	5	54	6	0	65	9	28	4	0	41	5	46	49	0	100	50	11	6	0	67	273
12:45 PM	7	44	10	0	61	6	23	1	0	30	9	42	47	0	98	50	24	3	0	77	266
Total	27	210	27	1	265	34	88	18	0	140	37	189	194	0	420	230	63	19	0	312	1137
01:00 PM	3	44	2	0	49	4	17	4	0	25	2	48	60	0	110	37	20	6	0	63	247
01:15 PM	6	59	10	0	75	12	10	9	0	31	8	56	54	0	118	64	13	5	1	83	307
01:30 PM	3	51	3	0	57	5	13	3	0	21	5	48	50	0	103	51	19	4	0	74	255
01:45 PM	8	57	9	0	74	10	15	5	0	30	6	56	45	0	107	65	22	6	0	93	304
Total	20	211	24	0	255	31	55	21	0	107	21	208	209	0	438	217	74	21	1	313	1113
02:00 PM	2	64	10	1	77	5	21	4	0	30	10	65	45	0	120	55	20	5	0	80	307
02:15 PM	1	55	6	1	63	10	13	3	1	27	10	56	41	0	107	45	19	3	1	68	265
02:30 PM	4	69	9	0	82	14	18	5	0	37	6	64	47	0	117	56	17	3	0	76	312
02:45 PM	8	73	6	0	87	11	25	1	0	37	9	62	40	0	111	61	18	6	1	86	321
Total	15	261	31	2	309	40	77	13	1	131	35	247	173	0	455	217	74	17	2	310	1205
03:00 PM	12	60	5	0	77	14	30	3	0	47	7	75	48	0	130	125	28	11	0	164	418
03:15 PM	8	74	22	0	104	10	35	2	0	47	6	84	58	0	148	62	19	7	0	88	387
03:30 PM	6	61	7	0	74	15	25	3	0	43	3	74	57	0	134	77	31	6	0	114	365
03:45 PM	7	61	10	0	78	12	23	1	0	36	9	73	57	0	139	47	25	3	0	75	328
Total	33	256	44	0	333	51	113	9	0	173	25	306	220	0	551	311	103	27	0	441	1498

Quality Counts, LLC

920 Blairhill Rd, STE B106
Charlotte, NC 28217

File Name : 14473021 - N Madison Blvd & N Main St

Site Code : 14473021

Start Date : 8/30/2017

Page No : 2

Groups Printed- Classes 1, 2, 3 - Classes 4, 5, 6, 7 - Classes 8, 9, 10 - Classes 11, 12, 13 - Bikes, Peds

Start Time	N Madison Blvd Southbound					N Main St Westbound					N Madison Blvd Northbound					N Main St Eastbound					Int. Total
	Right	Thru	Left	Peds	App. Total	Right	Thru	Left	Peds	App. Total	Right	Thru	Left	Peds	App. Total	Right	Thru	Left	Peds	App. Total	
04:00 PM	8	59	7	0	74	15	29	5	0	49	2	68	57	0	127	51	23	7	1	82	332
04:15 PM	10	67	9	0	86	13	21	4	0	38	9	77	72	0	158	56	20	8	0	84	366
04:30 PM	10	68	6	0	84	15	32	1	0	48	7	91	69	0	167	64	18	6	1	89	388
04:45 PM	12	58	9	0	79	8	20	2	0	30	13	88	55	0	156	61	25	0	0	86	351
Total	40	252	31	0	323	51	102	12	0	165	31	324	253	0	608	232	86	21	2	341	1437
05:00 PM	4	78	5	0	87	23	22	4	0	49	6	94	56	0	156	58	15	6	0	79	371
05:15 PM	7	74	11	0	92	8	29	3	0	40	5	102	63	0	170	47	23	7	0	77	379
05:30 PM	4	62	10	0	76	14	32	3	0	49	8	97	70	0	175	50	17	7	0	74	374
05:45 PM	7	58	5	0	70	13	20	3	0	36	7	90	71	0	168	65	13	4	0	82	356
Total	22	272	31	0	325	58	103	13	0	174	26	383	260	0	669	220	68	24	0	312	1480
06:00 PM	9	60	5	0	74	10	20	0	0	30	8	97	64	0	169	59	12	6	1	78	351
06:15 PM	3	70	6	0	79	16	17	3	0	36	5	85	69	0	159	58	14	8	0	80	354
06:30 PM	4	63	6	1	74	14	20	2	0	36	1	81	52	0	134	52	21	2	0	75	319
06:45 PM	7	57	3	0	67	9	15	0	0	24	3	80	52	0	135	50	11	4	0	65	291
Total	23	250	20	1	294	49	72	5	0	126	17	343	237	0	597	219	58	20	1	298	1315
Grand Total	284	3247	363	7	3901	463	893	140	4	1500	301	3021	2422	0	5744	2755	847	230	7	3839	14984
Apprch %	7.3	83.2	9.3	0.2		30.9	59.5	9.3	0.3		5.2	52.6	42.2	0		71.8	22.1	6	0.2		
Total %	1.9	21.7	2.4	0	26	3.1	6	0.9	0	10	2	20.2	16.2	0	38.3	18.4	5.7	1.5	0	25.6	
Classes 1, 2, 3	247	2976	347	7	3577	442	869	132	4	1447	283	2740	2270	0	5293	2607	827	203	7	3644	13961
% Classes 1, 2, 3	87	91.7	95.6	100	91.7	95.5	97.3	94.3	100	96.5	94	90.7	93.7	0	92.1	94.6	97.6	88.3	100	94.9	93.2
Classes 4, 5, 6, 7	28	136	16	0	180	21	22	2	0	45	12	124	76	0	212	93	19	24	0	136	573
% Classes 4, 5, 6, 7	9.9	4.2	4.4	0	4.6	4.5	2.5	1.4	0	3	4	4.1	3.1	0	3.7	3.4	2.2	10.4	0	3.5	3.8
Classes 8, 9, 10	9	135	0	0	144	0	1	6	0	7	6	156	76	0	238	54	0	3	0	57	446
% Classes 8, 9, 10	3.2	4.2	0	0	3.7	0	0.1	4.3	0	0.5	2	5.2	3.1	0	4.1	2	0	1.3	0	1.5	3
Classes 11, 12, 13	0	0	0	0	0	0	0	0	0	0	0	0	0	0	0	1	0	0	0	1	1
% Classes 11, 12, 13	0	0	0	0	0	0	0	0	0	0	0	0	0	0	0	0	0	0	0	0	0
Bikes, Peds	0	0	0	0	0	0	1	0	0	1	0	1	0	0	1	0	1	0	0	1	3
% Bikes, Peds	0	0	0	0	0	0	0.1	0	0	0.1	0	0	0	0	0	0	0.1	0	0	0	0

Quality Counts, LLC

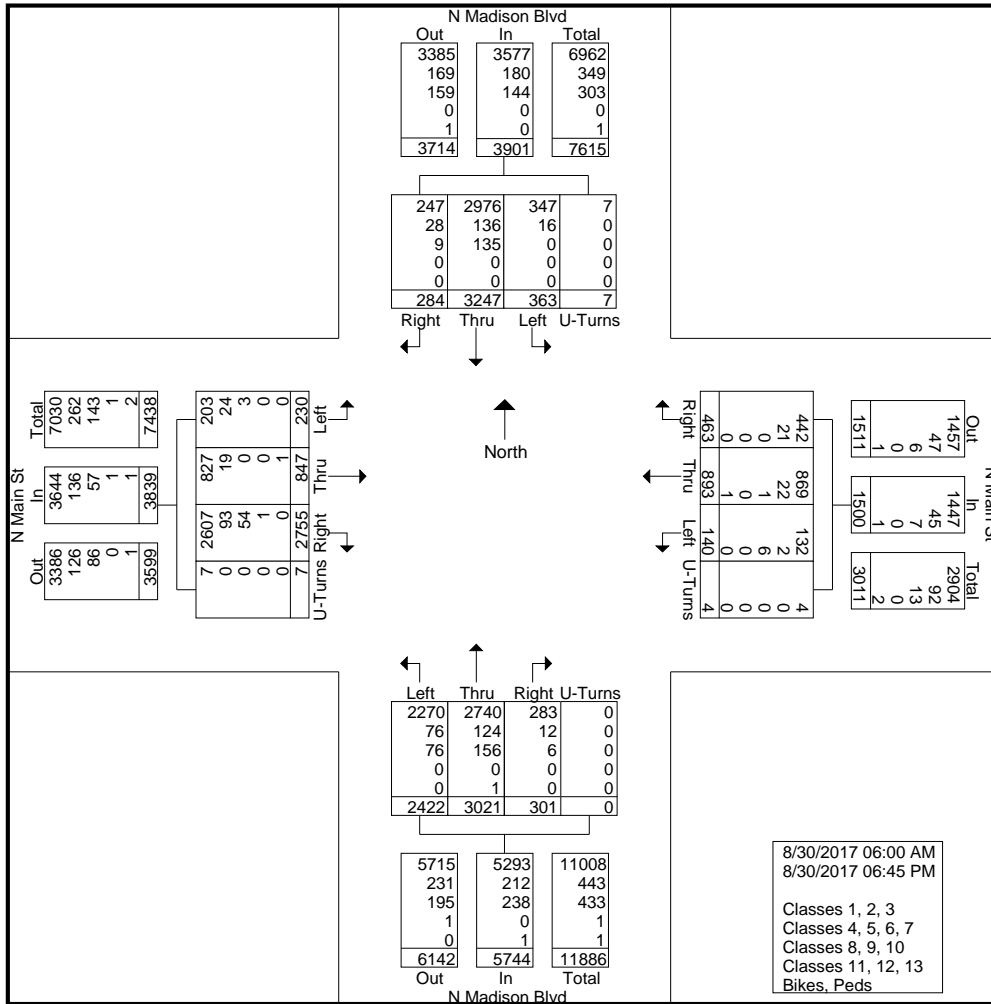
920 Blairhill Rd, STE B106
Charlotte, NC 28217

File Name : 14473021 - N Madison Blvd & N Main St

Site Code : 14473021

Start Date : 8/30/2017

Page No : 3

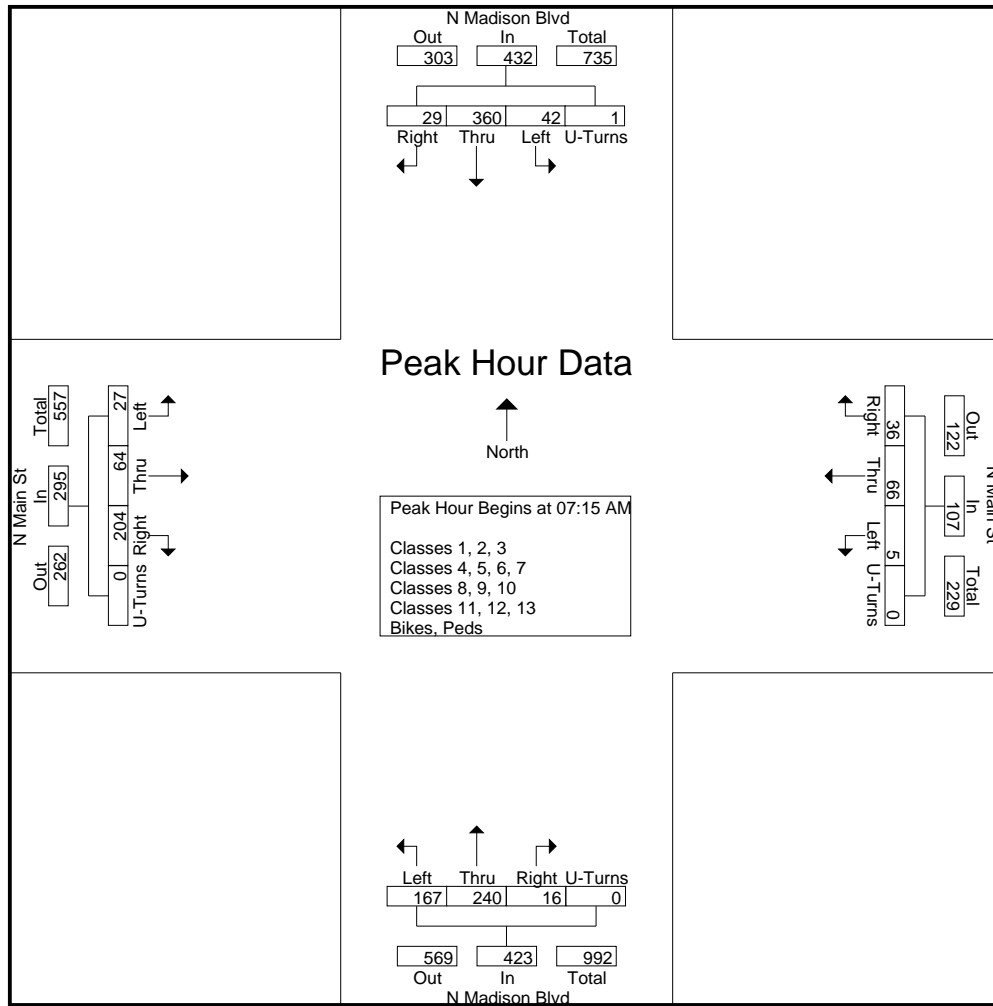


Quality Counts, LLC

920 Blairhill Rd, STE B106
Charlotte, NC 28217

File Name : 14473021 - N Madison Blvd & N Main St
Site Code : 14473021
Start Date : 8/30/2017
Page No : 4

Start Time	N Madison Blvd Southbound					N Main St Westbound					N Madison Blvd Northbound					N Main St Eastbound					Int. Total
	Right	Thru	Left	Peds	App. Total	Right	Thru	Left	Peds	App. Total	Right	Thru	Left	Peds	App. Total	Right	Thru	Left	Peds	App. Total	
Peak Hour Analysis From 06:00 AM to 09:45 AM - Peak 1 of 1																					
Peak Hour for Entire Intersection Begins at 07:15 AM																					
07:15 AM	5	92	4	0	101	7	10	1	0	18	4	50	24	0	78	63	19	3	0	85	282
07:30 AM	11	77	9	0	97	15	17	0	0	32	4	55	33	0	92	42	12	6	0	60	281
07:45 AM	6	103	18	1	128	11	25	2	0	38	4	73	64	0	141	54	15	9	0	78	385
08:00 AM	7	88	11	0	106	3	14	2	0	19	4	62	46	0	112	45	18	9	0	72	309
Total Volume	29	360	42	1	432	36	66	5	0	107	16	240	167	0	423	204	64	27	0	295	1257
% App. Total	6.7	83.3	9.7	0.2		33.6	61.7	4.7	0		3.8	56.7	39.5	0		69.2	21.7	9.2	0		
PHF	.659	.874	.583	.250	.844	.600	.660	.625	.000	.704	1.00	.822	.652	.000	.750	.810	.842	.750	.000	.868	.816

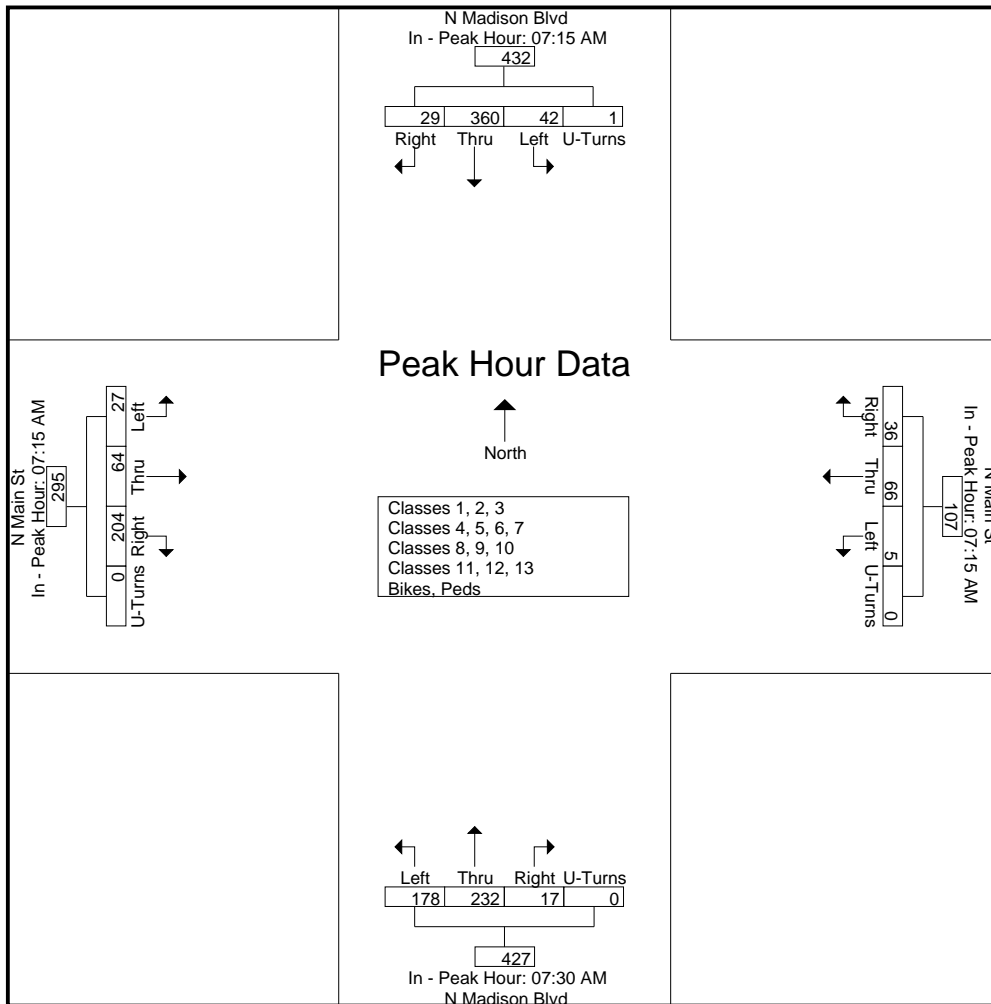


Quality Counts, LLC

920 Blairhill Rd, STE B106
Charlotte, NC 28217

File Name : 14473021 - N Madison Blvd & N Main St
Site Code : 14473021
Start Date : 8/30/2017
Page No : 5

Start Time	N Madison Blvd Southbound					N Main St Westbound					N Madison Blvd Northbound					N Main St Eastbound					Int. Total
	Right	Thru	Left	Peds	App. Total	Right	Thru	Left	Peds	App. Total	Right	Thru	Left	Peds	App. Total	Right	Thru	Left	Peds	App. Total	
Peak Hour Analysis From 06:00 AM to 09:45 AM - Peak 1 of 1																					
Peak Hour for Each Approach Begins at:																					
	07:15 AM					07:15 AM					07:30 AM					07:15 AM					
+0 mins.	5	92	4	0	101	7	10	1	0	18	4	55	33	0	92	63	19	3	0	85	
+15 mins.	11	77	9	0	97	15	17	0	0	32	4	73	64	0	141	42	12	6	0	60	
+30 mins.	6	103	18	1	128	11	25	2	0	38	4	62	46	0	112	54	15	9	0	78	
+45 mins.	7	88	11	0	106	3	14	2	0	19	5	42	35	0	82	45	18	9	0	72	
Total Volume	29	360	42	1	432	36	66	5	0	107	17	232	178	0	427	204	64	27	0	295	
% App. Total	6.7	83.3	9.7	0.2		33.6	61.7	4.7	0		4	54.3	41.7	0		69.2	21.7	9.2	0		
PHF	.659	.874	.583	.250	.844	.600	.660	.625	.000	.704	.850	.795	.695	.000	.757	.810	.842	.750	.000	.868	

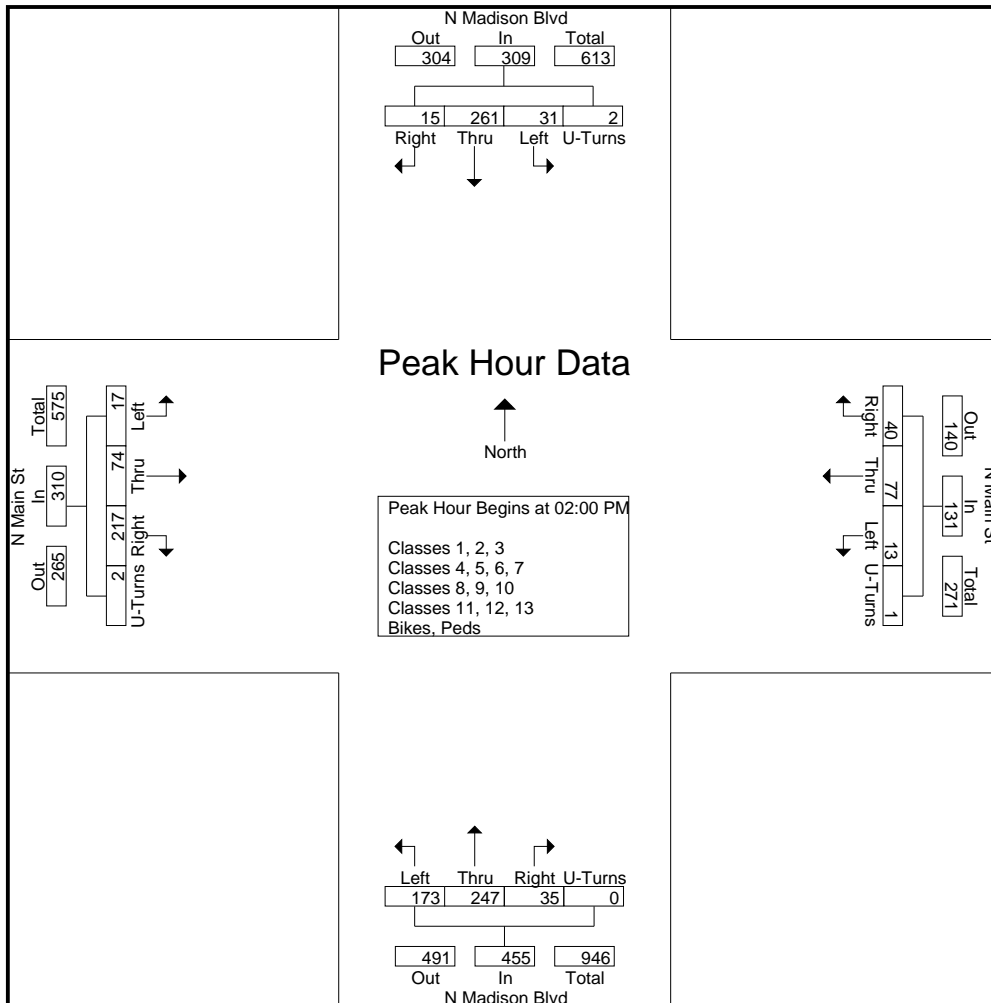


Quality Counts, LLC

920 Blairhill Rd, STE B106
Charlotte, NC 28217

File Name : 14473021 - N Madison Blvd & N Main St
Site Code : 14473021
Start Date : 8/30/2017
Page No : 6

Start Time	N Madison Blvd Southbound					N Main St Westbound					N Madison Blvd Northbound					N Main St Eastbound					Int. Total
	Rig ht	Thr u	Left	Ped s	App. Total	Rig ht	Thr u	Left	Ped s	App. Total	Right	Thr u	Left	Peds	App. Total	Right	Thr u	Left	Peds	App. Total	
Peak Hour Analysis From 10:00 AM to 02:45 PM - Peak 1 of 1																					
Peak Hour for Entire Intersection Begins at 02:00 PM																					
02:00 PM	2	64	10	1	77	5	21	4	0	30	10	65	45	0	120	55	20	5	0	80	307
02:15 PM	1	55	6	1	63	10	13	3	1	27	10	56	41	0	107	45	19	3	1	68	265
02:30 PM	4	69	9	0	82	14	18	5	0	37	6	64	47	0	117	56	17	3	0	76	312
02:45 PM	8	73	6	0	87	11	25	1	0	37	9	62	40	0	111	61	18	6	1	86	321
Total Volume	15	261	31	2	309	40	77	13	1	131	35	247	173	0	455	217	74	17	2	310	1205
% App. Total	4.9	84.5	10	0.6		30.5	58.8	9.9	0.8		7.7	54.3	38	0		70	23.9	5.5	0.6		
PHF	.469	.894	.775	.500	.888	.714	.770	.650	.250	.885	.875	.950	.920	.000	.948	.889	.925	.708	.500	.901	.938



Quality Counts, LLC

920 Blairhill Rd, STE B106
Charlotte, NC 28217

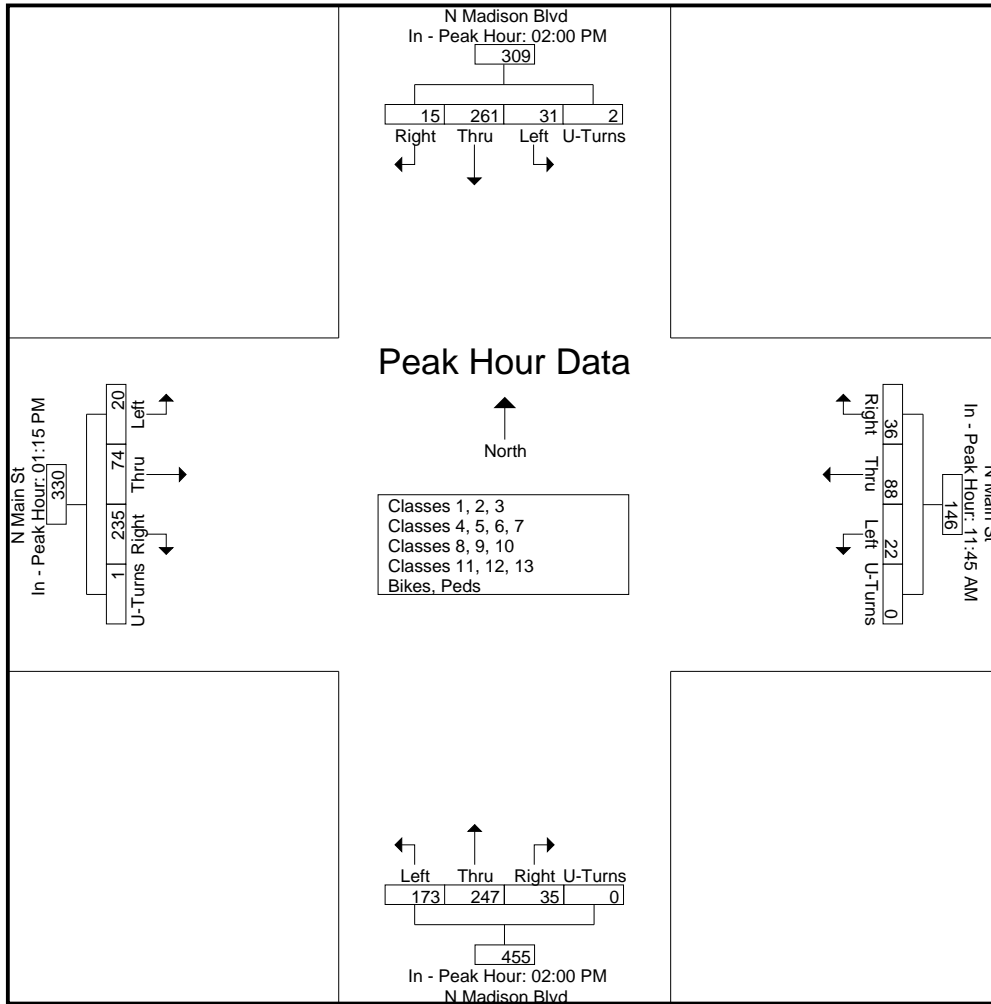
File Name : 14473021 - N Madison Blvd & N Main St
Site Code : 14473021
Start Date : 8/30/2017
Page No : 7

Start Time	N Madison Blvd Southbound					N Main St Westbound					N Madison Blvd Northbound					N Main St Eastbound					Int. Total
	Rig ht	Thr u	Left	Ped s	App. Total	Rig ht	Thr u	Left	Ped s	App. Total	Right	Thr u	Left	Peds	App. Total	Right	Thr u	Left	Peds	App. Total	

Peak Hour Analysis From 10:00 AM to 02:45 PM - Peak 1 of 1

Peak Hour for Each Approach Begins at:

	02:00 PM					11:45 AM					02:00 PM					01:15 PM				
+0 mins.	2	64	10	1	77	8	23	5	0	36	10	65	45	0	120	64	13	5	1	83
+15 mins.	1	55	6	1	63	9	20	6	0	35	10	56	41	0	107	51	19	4	0	74
+30 mins.	4	69	9	0	82	10	17	7	0	34	6	64	47	0	117	65	22	6	0	93
+45 mins.	8	73	6	0	87	9	28	4	0	41	9	62	40	0	111	55	20	5	0	80
Total Volume	15	261	31	2	309	36	88	22	0	146	35	247	173	0	455	235	74	20	1	330
% App. Total	4.9	84.5	10	0.6		24.7	60.3	15.1	0		7.7	54.3	38	0		71.2	22.4	6.1	0.3	
PHF	.469	.894	.775	.500	.888	.900	.786	.786	.000	.890	.875	.950	.920	.000	.948	.904	.841	.833	.250	.887

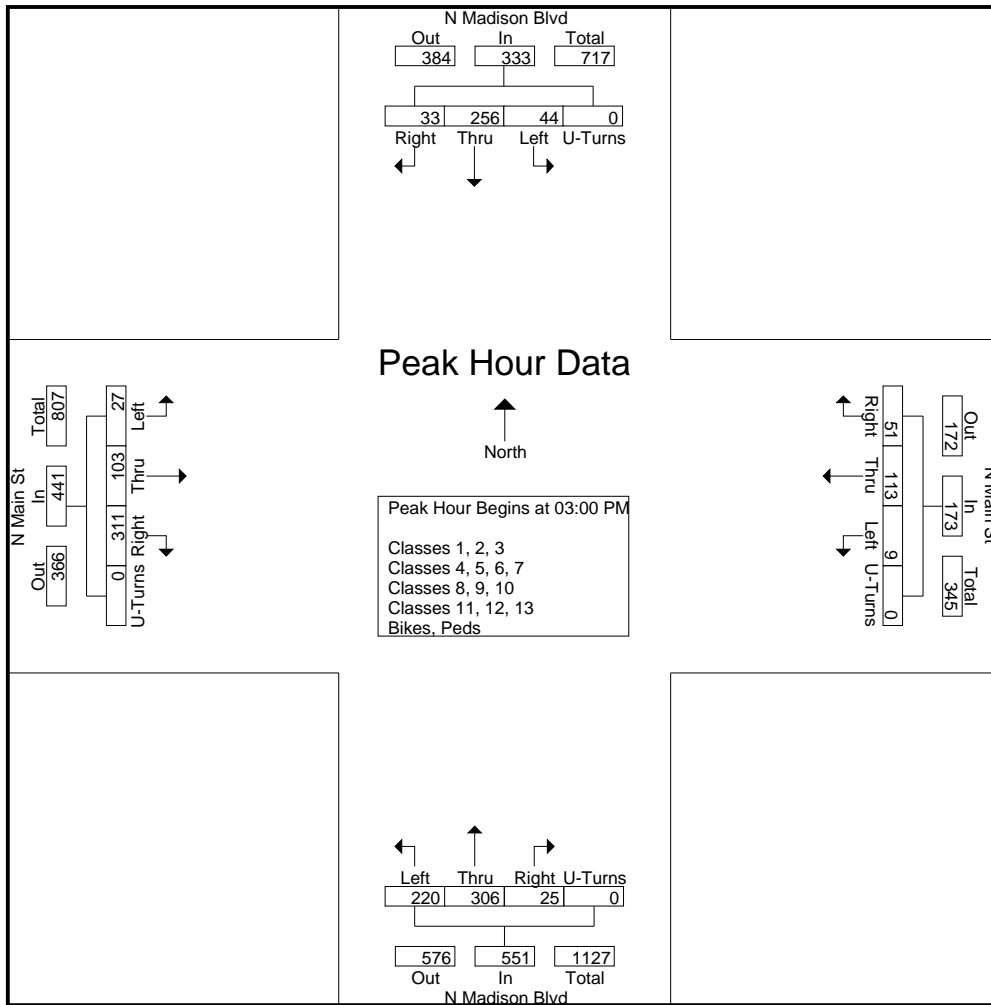


Quality Counts, LLC

920 Blairhill Rd, STE B106
Charlotte, NC 28217

File Name : 14473021 - N Madison Blvd & N Main St
Site Code : 14473021
Start Date : 8/30/2017
Page No : 8

Start Time	N Madison Blvd Southbound					N Main St Westbound					N Madison Blvd Northbound					N Main St Eastbound					Int. Total
	Rig ht	Thr u	Left	Ped s	App. Total	Rig ht	Thr u	Left	Ped s	App. Total	Right	Thr u	Left	Peds	App. Total	Right	Thr u	Left	Peds	App. Total	
Peak Hour Analysis From 03:00 PM to 06:45 PM - Peak 1 of 1																					
Peak Hour for Entire Intersection Begins at 03:00 PM																					
03:00 PM	12	60	5	0	77	14	30	3	0	47	7	75	48	0	130	125	28	11	0	164	418
03:15 PM	8	74	22	0	104	10	35	2	0	47	6	84	58	0	148	62	19	7	0	88	387
03:30 PM	6	61	7	0	74	15	25	3	0	43	3	74	57	0	134	77	31	6	0	114	365
03:45 PM	7	61	10	0	78	12	23	1	0	36	9	73	57	0	139	47	25	3	0	75	328
Total Volume	33	256	44	0	333	51	113	9	0	173	25	306	220	0	551	311	103	27	0	441	1498
% App. Total	9.9	76.9	13.2	0		29.5	65.3	5.2	0		4.5	55.5	39.9	0		70.5	23.4	6.1	0		
PHF	.688	.865	.500	.000	.800	.850	.807	.750	.000	.920	.694	.911	.948	.000	.931	.622	.831	.614	.000	.672	.896



Quality Counts, LLC

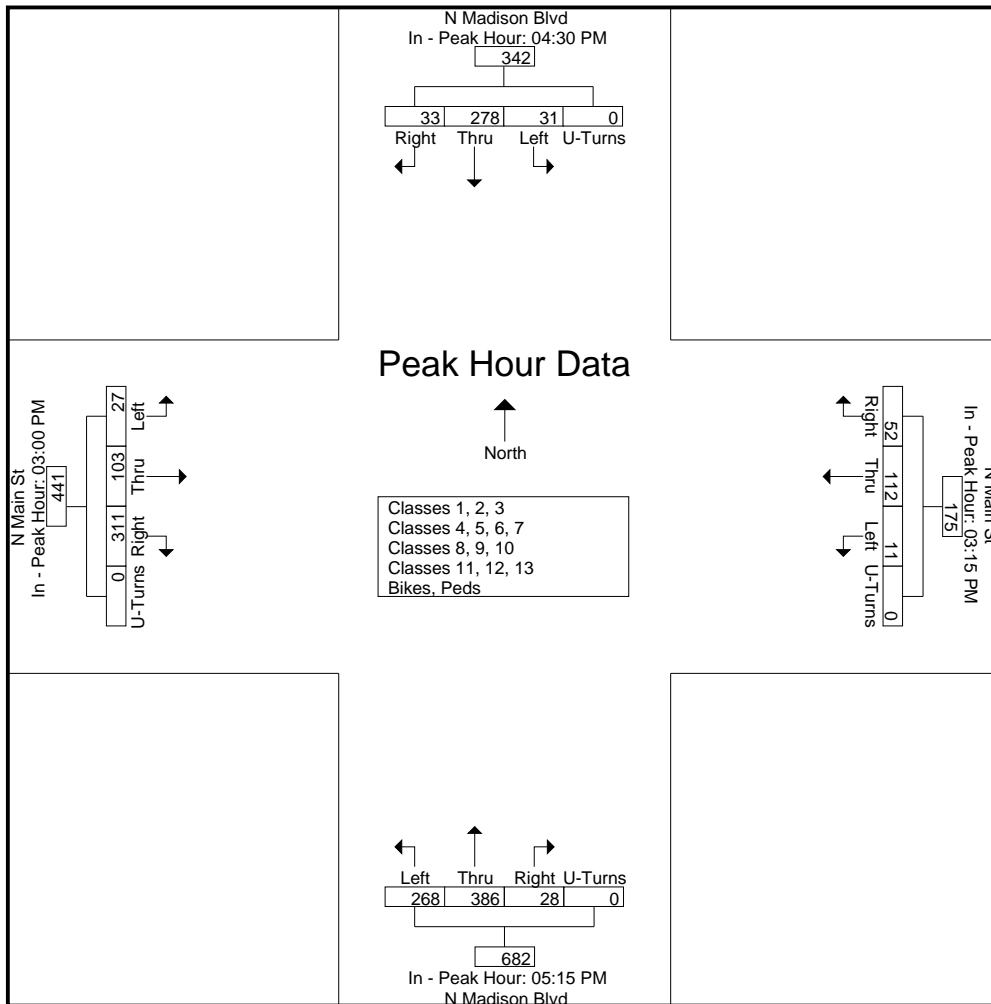
920 Blairhill Rd, STE B106
Charlotte, NC 28217

File Name : 14473021 - N Madison Blvd & N Main St
Site Code : 14473021
Start Date : 8/30/2017
Page No : 9

Start Time	N Madison Blvd Southbound					N Main St Westbound					N Madison Blvd Northbound					N Main St Eastbound					Int. Total
	Rig ht	Thr u	Left	Ped s	App. Total	Rig ht	Thr u	Left	Ped s	App. Total	Right	Thr u	Left	Peds	App. Total	Right	Thr u	Left	Peds	App. Total	

Peak Hour Analysis From 03:00 PM to 06:45 PM - Peak 1 of 1
Peak Hour for Each Approach Begins at:

	04:30 PM					03:15 PM					05:15 PM					03:00 PM				
+0 mins.	10	68	6	0	84	10	35	2	0	47	5	102	63	0	170	125	28	11	0	164
+15 mins.	12	58	9	0	79	15	25	3	0	43	8	97	70	0	175	62	19	7	0	88
+30 mins.	4	78	5	0	87	12	23	1	0	36	7	90	71	0	168	77	31	6	0	114
+45 mins.	7	74	11	0	92	15	29	5	0	49	8	97	64	0	169	47	25	3	0	75
Total Volume	33	278	31	0	342	52	112	11	0	175	28	386	268	0	682	311	103	27	0	441
% App. Total	9.6	81.3	9.1	0		29.7	64	6.3	0		4.1	56.6	39.3	0		70.5	23.4	6.1	0	
PHF	.688	.891	.705	.000	.929	.867	.800	.550	.000	.893	.875	.946	.944	.000	.974	.622	.831	.614	.000	.672



Quality Counts, LLC

920 Blairhill Rd, STE B106
Charlotte, NC 28217

File Name : 14473021 - N Madison Blvd & N Main St

Site Code : 14473021

Start Date : 8/30/2017

Page No : 1

Groups Printed- Classes 1, 2, 3

Start Time	N Madison Blvd Southbound					N Main St Westbound					N Madison Blvd Northbound					N Main St Eastbound					Int. Total
	Right	Thru	Left	U-Turns	App. Total	Right	Thru	Left	U-Turns	App. Total	Right	Thru	Left	U-Turns	App. Total	Right	Thru	Left	U-Turns	App. Total	
06:00 AM	0	53	2	0	55	0	1	0	1	2	3	17	15	0	35	39	5	1	0	45	137
06:15 AM	5	61	0	0	66	0	5	0	0	5	0	22	14	0	36	35	7	2	0	44	151
06:30 AM	2	63	1	0	66	3	6	0	0	9	1	23	33	0	57	49	7	0	0	56	188
06:45 AM	2	83	3	0	88	5	5	0	0	10	1	29	28	0	58	56	6	2	0	64	220
Total	9	260	6	0	275	8	17	0	1	26	5	91	90	0	186	179	25	5	0	209	696
07:00 AM	3	68	6	1	78	4	8	4	0	16	4	30	31	0	65	45	12	2	0	59	218
07:15 AM	4	84	4	0	92	7	10	1	0	18	3	44	21	0	68	60	19	2	0	81	259
07:30 AM	9	72	9	0	90	13	15	0	0	28	3	51	30	0	84	39	11	5	0	55	257
07:45 AM	4	95	17	1	117	9	21	2	0	32	4	64	61	0	129	49	15	8	0	72	350
Total	20	319	36	2	377	33	54	7	0	94	14	189	143	0	346	193	57	17	0	267	1084
08:00 AM	3	81	11	0	95	3	14	2	0	19	4	56	45	0	105	42	18	9	0	69	288
08:15 AM	4	72	11	0	87	6	9	3	0	18	5	37	34	0	76	41	15	2	0	58	239
08:30 AM	4	66	8	0	78	3	8	1	0	12	3	30	36	0	69	40	16	2	0	58	217
08:45 AM	6	73	9	0	88	6	11	0	0	17	5	37	30	0	72	45	11	4	0	60	237
Total	17	292	39	0	348	18	42	6	0	66	17	160	145	0	322	168	60	17	0	245	981
09:00 AM	3	39	9	0	51	2	10	2	0	14	4	36	27	0	67	39	14	4	0	57	189
09:15 AM	4	56	8	0	68	8	8	4	0	20	7	31	33	0	71	41	17	1	0	59	218
09:30 AM	4	46	3	0	53	8	19	0	0	27	7	33	40	0	80	44	18	1	0	63	223
09:45 AM	2	42	5	0	49	6	13	0	0	19	6	39	27	0	72	52	11	3	0	66	206
Total	13	183	25	0	221	24	50	6	0	80	24	139	127	0	290	176	60	9	0	245	836
10:00 AM	2	39	4	0	45	2	7	4	0	13	3	41	33	0	77	37	14	1	0	52	187
10:15 AM	3	45	3	0	51	4	8	3	0	15	3	28	42	0	73	39	10	3	0	52	191
10:30 AM	3	37	5	0	45	8	11	3	0	22	3	35	26	0	64	37	7	3	1	48	179
10:45 AM	5	54	6	1	66	5	13	2	0	20	9	26	31	0	66	30	18	4	0	52	204
Total	13	175	18	1	207	19	39	12	0	70	18	130	132	0	280	143	49	11	1	204	761
11:00 AM	3	44	7	0	54	4	11	3	2	20	6	42	35	0	83	49	18	2	0	69	226
11:15 AM	3	53	7	0	63	11	17	2	0	30	6	49	35	0	90	38	18	4	0	60	243
11:30 AM	5	39	5	0	49	11	17	3	0	31	3	43	41	0	87	53	13	4	0	70	237
11:45 AM	4	36	5	0	45	8	23	5	0	36	6	49	52	0	107	41	12	4	0	57	245
Total	15	172	24	0	211	34	68	13	2	117	21	183	163	0	367	181	61	14	0	256	951
12:00 PM	4	54	7	0	65	9	19	6	0	34	12	47	46	0	105	57	9	3	0	69	273
12:15 PM	9	50	4	1	64	7	17	7	0	31	9	42	47	0	98	61	19	6	0	86	279
12:30 PM	5	44	6	0	55	7	28	4	0	39	5	41	45	0	91	48	11	5	0	64	249
12:45 PM	6	41	9	0	56	6	23	1	0	30	8	34	44	0	86	46	22	2	0	70	242
Total	24	189	26	1	240	29	87	18	0	134	34	164	182	0	380	212	61	16	0	289	1043
01:00 PM	3	39	2	0	44	4	17	4	0	25	2	42	57	0	101	36	19	6	0	61	231
01:15 PM	5	54	10	0	69	11	9	9	0	29	8	49	50	0	107	62	13	4	1	80	285
01:30 PM	2	46	3	0	51	5	12	3	0	20	5	43	43	0	91	47	18	3	0	68	230
01:45 PM	7	52	9	0	68	10	14	5	0	29	5	50	40	0	95	57	21	6	0	84	276
Total	17	191	24	0	232	30	52	21	0	103	20	184	190	0	394	202	71	19	1	293	1022
02:00 PM	2	62	10	1	75	5	19	4	0	28	10	58	41	0	109	49	20	5	0	74	286
02:15 PM	1	48	6	1	56	10	13	2	1	26	10	48	40	0	98	43	19	2	1	65	245
02:30 PM	4	62	8	0	74	14	18	5	0	37	5	56	42	0	103	50	16	3	0	69	283
02:45 PM	6	66	5	0	77	11	25	1	0	37	9	55	37	0	101	58	17	5	1	81	296
Total	13	238	29	2	282	40	75	12	1	128	34	217	160	0	411	200	72	15	2	289	1110
03:00 PM	9	59	5	0	73	14	30	3	0	47	6	70	45	0	121	123	27	9	0	159	400
03:15 PM	6	71	16	0	93	10	34	2	0	46	6	77	54	0	137	59	17	4	0	80	356
03:30 PM	5	54	7	0	66	15	25	3	0	43	3	66	52	0	121	74	31	6	0	111	341
03:45 PM	7	57	10	0	74	11	22	1	0	34	9	70	53	0	132	47	25	3	0	75	315
Total	27	241	38	0	306	50	111	9	0	170	24	283	204	0	511	303	100	22	0	425	1412

Quality Counts, LLC

920 Blairhill Rd, STE B106
Charlotte, NC 28217

File Name : 14473021 - N Madison Blvd & N Main St

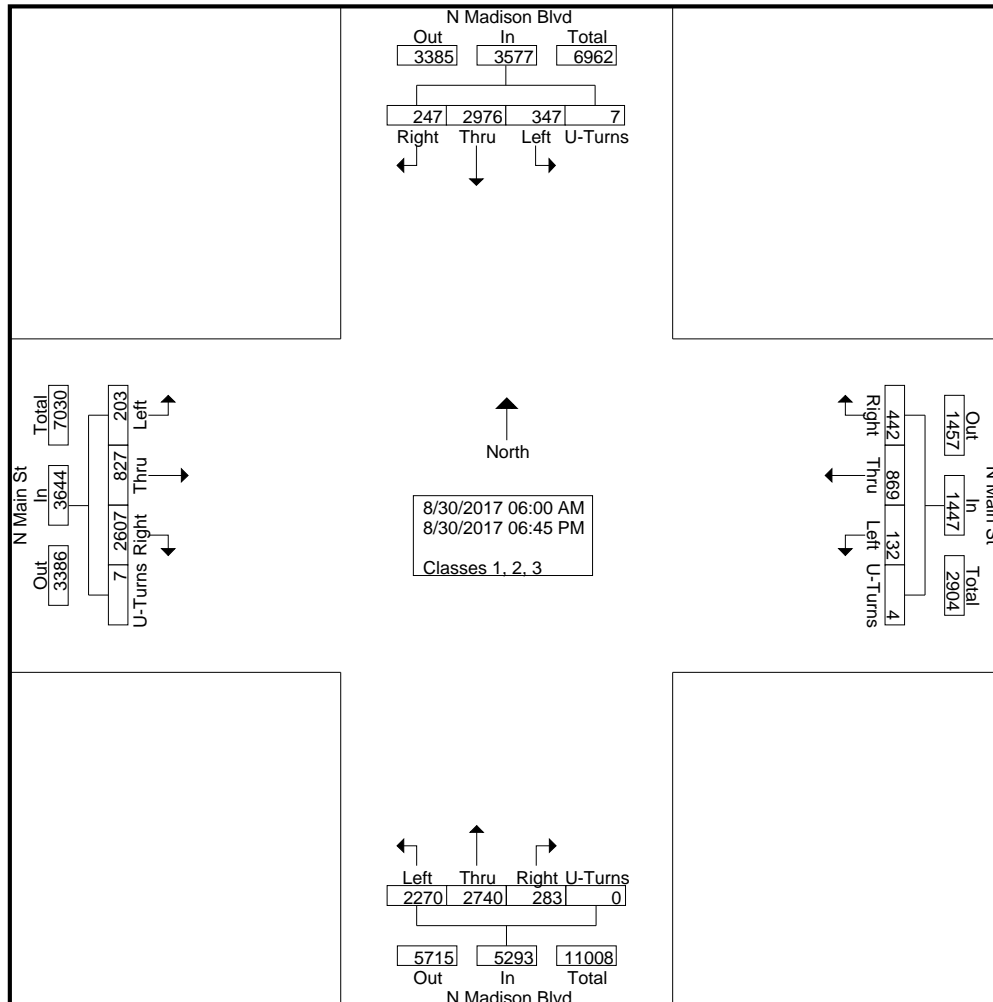
Site Code : 14473021

Start Date : 8/30/2017

Page No : 2

Groups Printed- Classes 1, 2, 3

Start Time	N Madison Blvd Southbound					N Main St Westbound					N Madison Blvd Northbound					N Main St Eastbound					Int. Total
	Right	Thru	Left	U-Turns	App. Total	Right	Thru	Left	U-Turns	App. Total	Right	Thru	Left	U-Turns	App. Total	Right	Thru	Left	U-Turns	App. Total	
04:00 PM	7	55	7	0	69	14	29	4	0	47	2	61	51	0	114	51	23	7	1	82	312
04:15 PM	9	62	9	0	80	13	21	3	0	37	9	67	69	0	145	53	20	5	0	78	340
04:30 PM	8	65	6	0	79	15	31	1	0	47	7	90	69	0	166	60	18	4	1	83	375
04:45 PM	12	50	9	0	71	8	20	2	0	30	12	81	54	0	147	57	24	0	0	81	329
Total	36	232	31	0	299	50	101	10	0	161	30	299	243	0	572	221	85	16	2	324	1356
05:00 PM	4	68	5	0	77	23	22	4	0	49	6	90	54	0	150	57	15	5	0	77	353
05:15 PM	7	66	11	0	84	8	29	3	0	40	5	95	63	0	163	46	23	7	0	76	363
05:30 PM	4	58	10	0	72	14	32	3	0	49	8	94	68	0	170	46	17	6	0	69	360
05:45 PM	7	54	5	0	66	13	19	3	0	35	7	88	70	0	165	64	13	4	0	81	347
Total	22	246	31	0	299	58	102	13	0	173	26	367	255	0	648	213	68	22	0	303	1423
06:00 PM	7	60	5	0	72	10	20	0	0	30	8	96	64	0	168	58	12	6	1	77	347
06:15 PM	3	63	6	0	72	16	17	3	0	36	4	82	69	0	155	58	14	8	0	80	343
06:30 PM	4	59	6	1	70	14	19	2	0	35	1	78	51	0	130	51	21	2	0	74	309
06:45 PM	7	56	3	0	66	9	15	0	0	24	3	78	52	0	133	49	11	4	0	64	287
Total	21	238	20	1	280	49	71	5	0	125	16	334	236	0	586	216	58	20	1	295	1286
Grand Total	247	2976	347	7	3577	442	869	132	4	1447	283	2740	2270	0	5293	2607	827	203	7	3644	13961
Apprch %	6.9	83.2	9.7	0.2		30.5	60.1	9.1	0.3		5.3	51.8	42.9	0		71.5	22.7	5.6	0.2		
Total %	1.8	21.3	2.5	0.1	25.6	3.2	6.2	0.9	0	10.4	2	19.6	16.3	0	37.9	18.7	5.9	1.5	0.1	26.1	

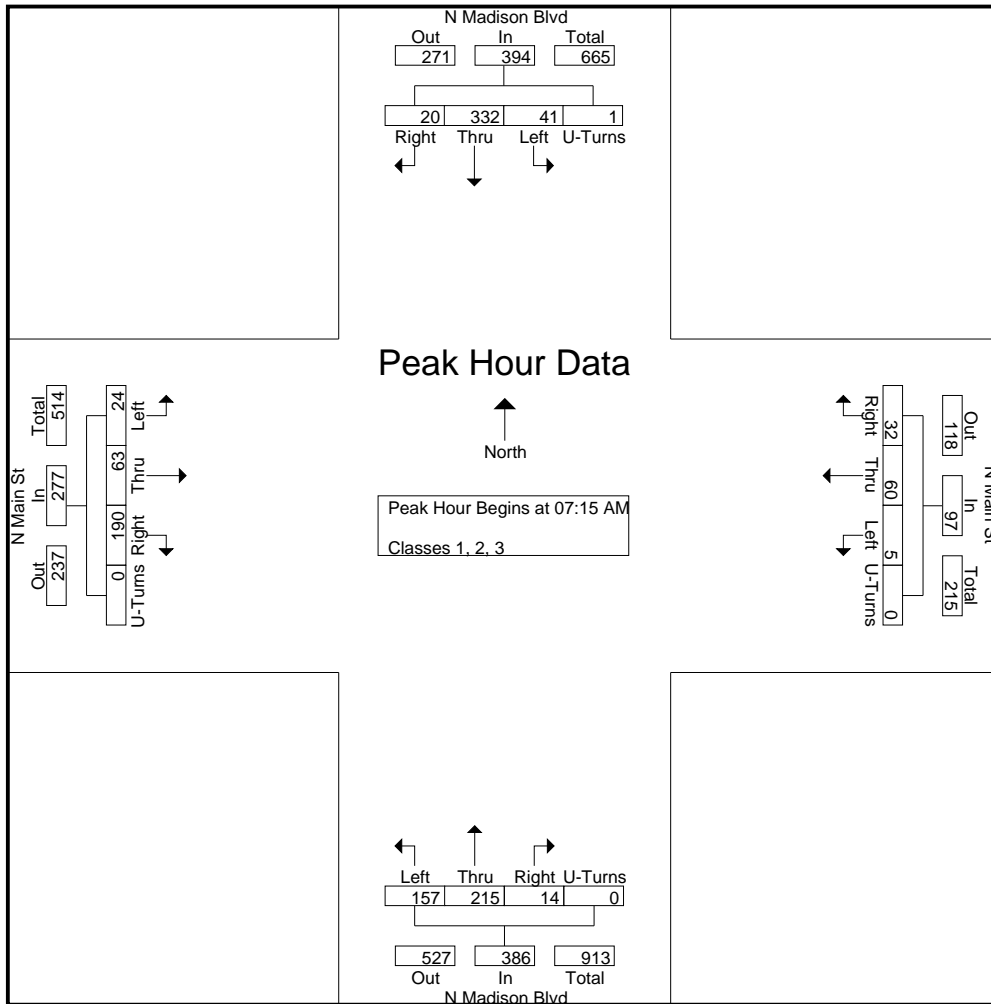


Quality Counts, LLC

920 Blairhill Rd, STE B106
Charlotte, NC 28217

File Name : 14473021 - N Madison Blvd & N Main St
Site Code : 14473021
Start Date : 8/30/2017
Page No : 3

Start Time	N Madison Blvd Southbound					N Main St Westbound					N Madison Blvd Northbound					N Main St Eastbound					Int. Total
	Right	Thru	Left	U-Turns	App. Total	Right	Thru	Left	U-Turns	App. Total	Right	Thru	Left	U-Turns	App. Total	Right	Thru	Left	U-Turns	App. Total	
Peak Hour Analysis From 06:00 AM to 09:45 AM - Peak 1 of 1																					
Peak Hour for Entire Intersection Begins at 07:15 AM																					
07:15 AM	4	84	4	0	92	7	10	1	0	18	3	44	21	0	68	60	19	2	0	81	259
07:30 AM	9	72	9	0	90	13	15	0	0	28	3	51	30	0	84	39	11	5	0	55	257
07:45 AM	4	95	17	1	117	9	21	2	0	32	4	64	61	0	129	49	15	8	0	72	350
08:00 AM	3	81	11	0	95	3	14	2	0	19	4	56	45	0	105	42	18	9	0	69	288
Total Volume	20	332	41	1	394	32	60	5	0	97	14	215	157	0	386	190	63	24	0	277	1154
% App. Total	5.1	84.3	10.4	0.3		33	61.9	5.2	0		3.6	55.7	40.7	0		68.6	22.7	8.7	0		
PHF	.556	.874	.603	.250	.842	.615	.714	.625	.000	.758	.875	.840	.643	.000	.748	.792	.829	.667	.000	.855	.824



Quality Counts, LLC

920 Blairhill Rd, STE B106
Charlotte, NC 28217

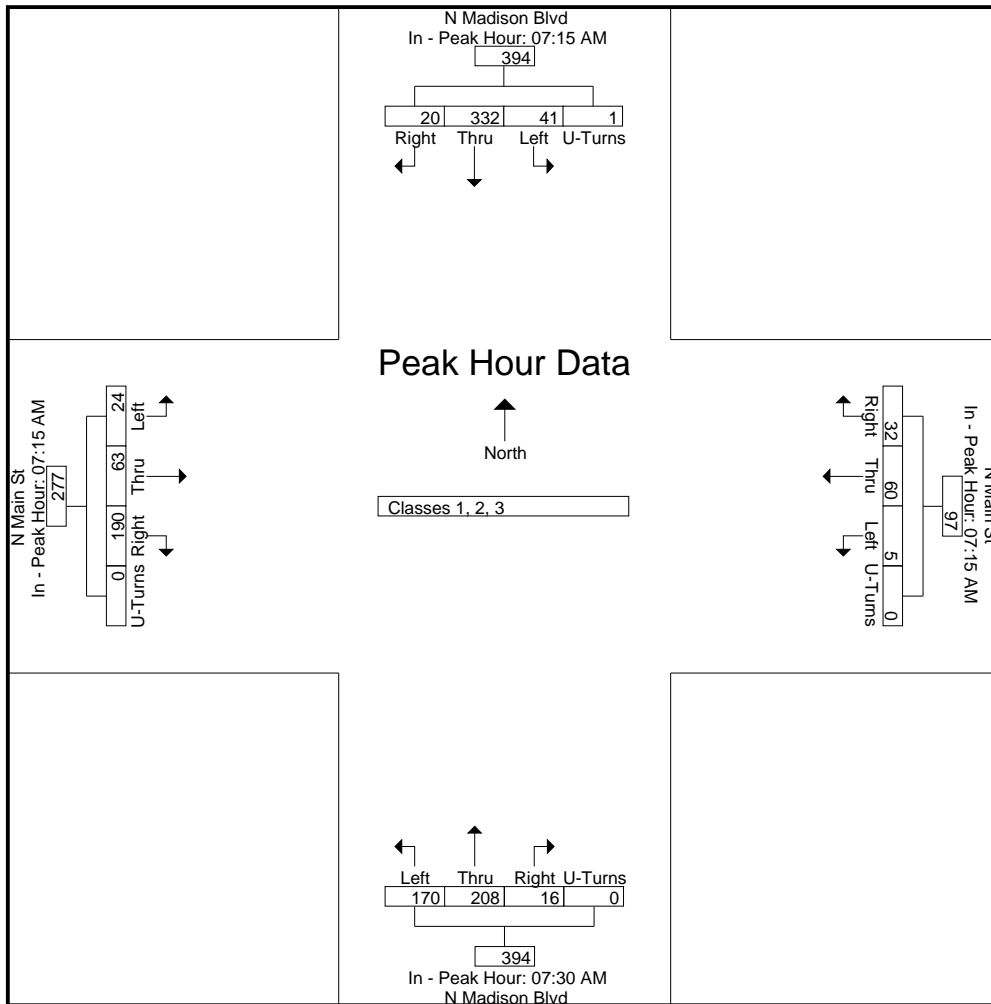
File Name : 14473021 - N Madison Blvd & N Main St
Site Code : 14473021
Start Date : 8/30/2017
Page No : 4

Start Time	N Madison Blvd Southbound					N Main St Westbound					N Madison Blvd Northbound					N Main St Eastbound					Int. Total
	Right	Thru	Left	U-Turns	App. Total	Right	Thru	Left	U-Turns	App. Total	Right	Thru	Left	U-Turns	App. Total	Right	Thru	Left	U-Turns	App. Total	

Peak Hour Analysis From 06:00 AM to 09:45 AM - Peak 1 of 1

Peak Hour for Each Approach Begins at:

	07:15 AM					07:15 AM					07:30 AM					07:15 AM				
+0 mins.	4	84	4	0	92	7	10	1	0	18	3	51	30	0	84	60	19	2	0	81
+15 mins.	9	72	9	0	90	13	15	0	0	28	4	64	61	0	129	39	11	5	0	55
+30 mins.	4	95	17	1	117	9	21	2	0	32	4	56	45	0	105	49	15	8	0	72
+45 mins.	3	81	11	0	95	3	14	2	0	19	5	37	34	0	76	42	18	9	0	69
Total Volume	20	332	41	1	394	32	60	5	0	97	16	208	170	0	394	190	63	24	0	277
% App. Total	5.1	84.3	10.4	0.3		33	61.9	5.2	0		4.1	52.8	43.1	0		68.6	22.7	8.7	0	
PHF	.556	.874	.603	.250	.842	.615	.714	.625	.000	.758	.800	.813	.697	.000	.764	.792	.829	.667	.000	.855

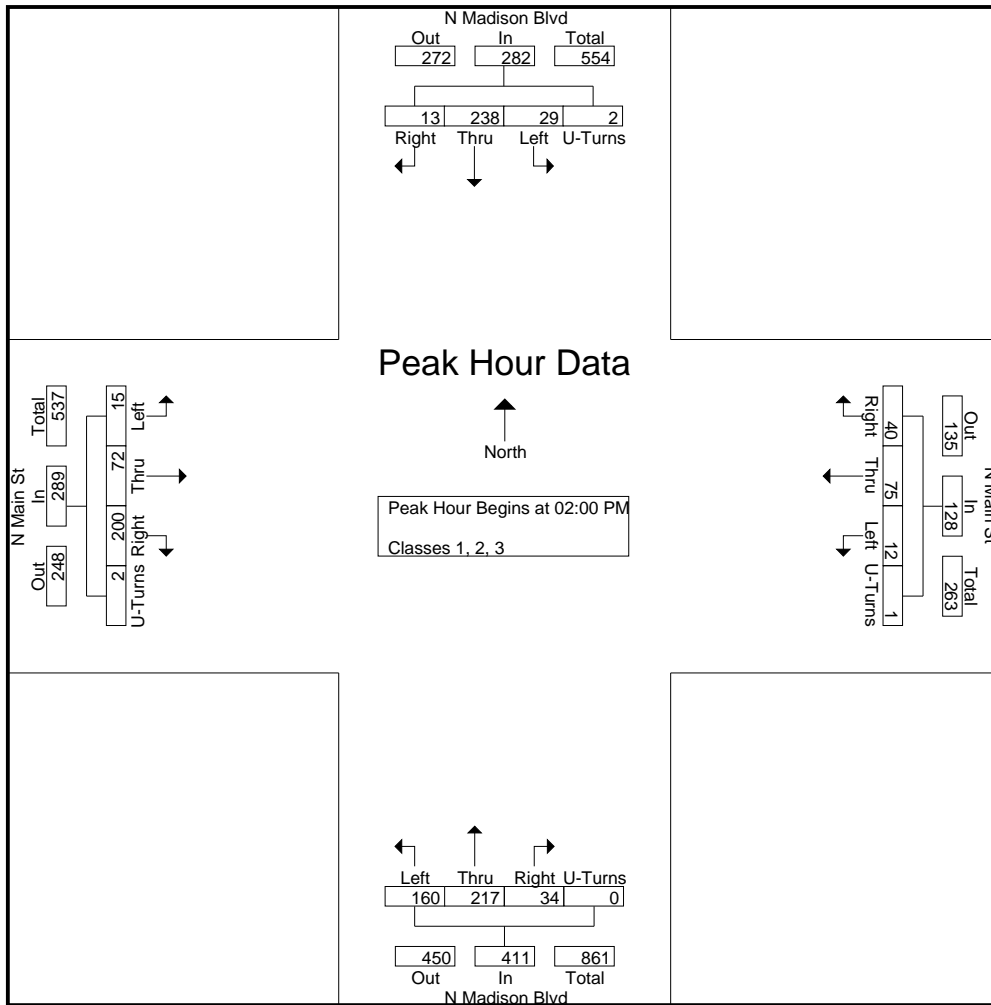


Quality Counts, LLC

920 Blairhill Rd, STE B106
Charlotte, NC 28217

File Name : 14473021 - N Madison Blvd & N Main St
Site Code : 14473021
Start Date : 8/30/2017
Page No : 5

Start Time	N Madison Blvd Southbound					N Main St Westbound					N Madison Blvd Northbound					N Main St Eastbound					Int. Total
	Right	Thru	Left	U-Turns	App. Total	Right	Thru	Left	U-Turns	App. Total	Right	Thru	Left	U-Turns	App. Total	Right	Thru	Left	U-Turns	App. Total	
Peak Hour Analysis From 10:00 AM to 02:45 PM - Peak 1 of 1																					
Peak Hour for Entire Intersection Begins at 02:00 PM																					
02:00 PM	2	62	10	1	75	5	19	4	0	28	10	58	41	0	109	49	20	5	0	74	286
02:15 PM	1	48	6	1	56	10	13	2	1	26	10	48	40	0	98	43	19	2	1	65	245
02:30 PM	4	62	8	0	74	14	18	5	0	37	5	56	42	0	103	50	16	3	0	69	283
02:45 PM	6	66	5	0	77	11	25	1	0	37	9	55	37	0	101	58	17	5	1	81	296
Total Volume	13	238	29	2	282	40	75	12	1	128	34	217	160	0	411	200	72	15	2	289	1110
% App. Total	4.6	84.4	10.3	0.7		31.2	58.6	9.4	0.8		8.3	52.8	38.9	0		69.2	24.9	5.2	0.7		
PHF	.542	.902	.725	.500	.916	.714	.750	.600	.250	.865	.850	.935	.952	.000	.943	.862	.900	.750	.500	.892	.938



Quality Counts, LLC

920 Blairhill Rd, STE B106
Charlotte, NC 28217

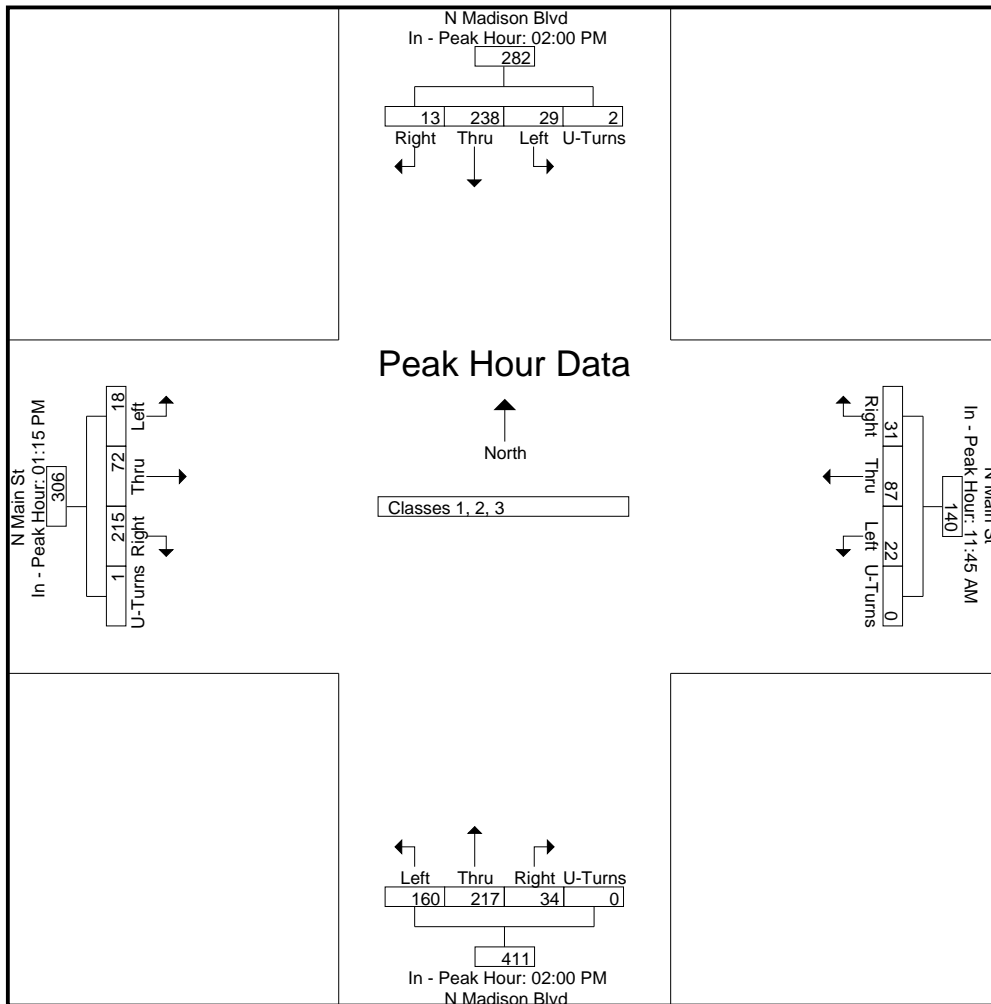
File Name : 14473021 - N Madison Blvd & N Main St
Site Code : 14473021
Start Date : 8/30/2017
Page No : 6

Start Time	N Madison Blvd Southbound					N Main St Westbound					N Madison Blvd Northbound					N Main St Eastbound					Int. Total
	Right	Thru	Left	U-Turns	App. Total	Right	Thru	Left	U-Turns	App. Total	Right	Thru	Left	U-Turns	App. Total	Right	Thru	Left	U-Turns	App. Total	

Peak Hour Analysis From 10:00 AM to 02:45 PM - Peak 1 of 1

Peak Hour for Each Approach Begins at:

	02:00 PM					11:45 AM					02:00 PM					01:15 PM				
+0 mins.	2	62	10	1	75	8	23	5	0	36	10	58	41	0	109	62	13	4	1	80
+15 mins.	1	48	6	1	56	9	19	6	0	34	10	48	40	0	98	47	18	3	0	68
+30 mins.	4	62	8	0	74	7	17	7	0	31	5	56	42	0	103	57	21	6	0	84
+45 mins.	6	66	5	0	77	7	28	4	0	39	9	55	37	0	101	49	20	5	0	74
Total Volume	13	238	29	2	282	31	87	22	0	140	34	217	160	0	411	215	72	18	1	306
% App. Total	4.6	84.4	10.3	0.7		22.1	62.1	15.7	0		8.3	52.8	38.9	0		70.3	23.5	5.9	0.3	
PHF	.542	.902	.725	.500	.916	.861	.777	.786	.000	.897	.850	.935	.952	.000	.943	.867	.857	.750	.250	.911

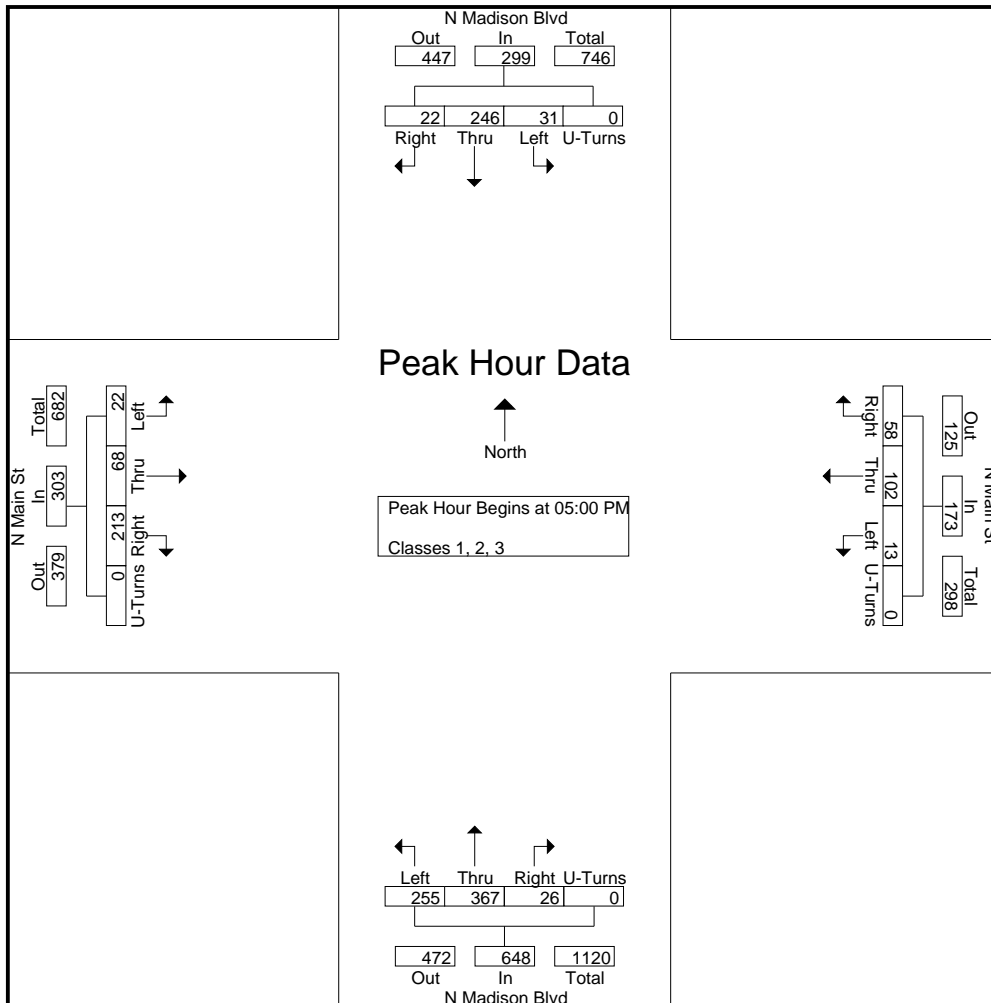


Quality Counts, LLC

920 Blairhill Rd, STE B106
Charlotte, NC 28217

File Name : 14473021 - N Madison Blvd & N Main St
Site Code : 14473021
Start Date : 8/30/2017
Page No : 7

Start Time	N Madison Blvd Southbound					N Main St Westbound					N Madison Blvd Northbound					N Main St Eastbound					Int. Total
	Right	Thru	Left	U-Turns	App. Total	Right	Thru	Left	U-Turns	App. Total	Right	Thru	Left	U-Turns	App. Total	Right	Thru	Left	U-Turns	App. Total	
Peak Hour Analysis From 03:00 PM to 06:45 PM - Peak 1 of 1																					
Peak Hour for Entire Intersection Begins at 05:00 PM																					
05:00 PM	4	68	5	0	77	23	22	4	0	49	6	90	54	0	150	57	15	5	0	77	353
05:15 PM	7	66	11	0	84	8	29	3	0	40	5	95	63	0	163	46	23	7	0	76	363
05:30 PM	4	58	10	0	72	14	32	3	0	49	8	94	68	0	170	46	17	6	0	69	360
05:45 PM	7	54	5	0	66	13	19	3	0	35	7	88	70	0	165	64	13	4	0	81	347
Total Volume	22	246	31	0	299	58	102	13	0	173	26	367	255	0	648	213	68	22	0	303	1423
% App. Total	7.4	82.3	10.4	0		33.5	59	7.5	0		4	56.6	39.4	0		70.3	22.4	7.3	0		
PHF	.786	.904	.705	.000	.890	.630	.797	.813	.000	.883	.813	.966	.911	.000	.953	.832	.739	.786	.000	.935	.980



Quality Counts, LLC

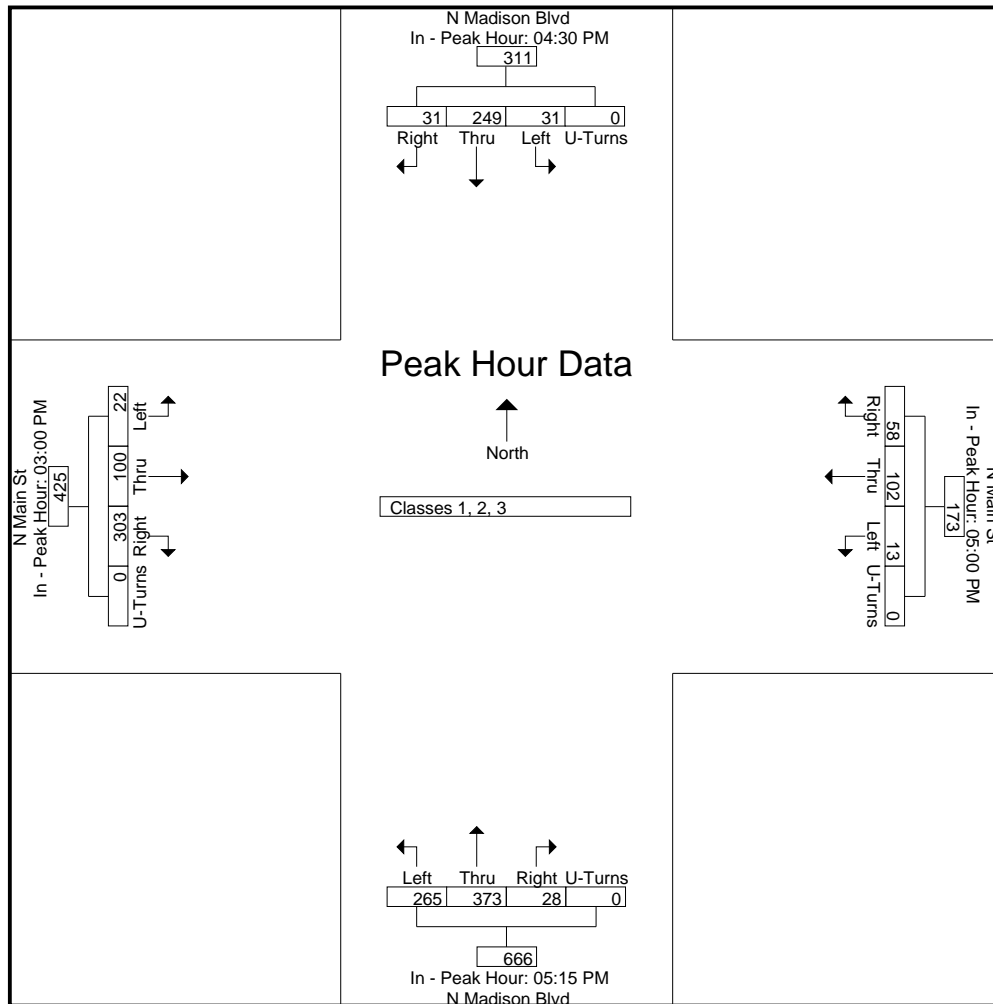
920 Blairhill Rd, STE B106
Charlotte, NC 28217

File Name : 14473021 - N Madison Blvd & N Main St
Site Code : 14473021
Start Date : 8/30/2017
Page No : 8

Start Time	N Madison Blvd Southbound					N Main St Westbound					N Madison Blvd Northbound					N Main St Eastbound					Int. Total
	Rig ht	Thr u	Left	U-Turns	App. Total	Right	Thr u	Left	U-Turns	App. Total	Right	Thr u	Left	U-Turns	App. Total	Right	Thr u	Left	U-Turns	App. Total	

Peak Hour Analysis From 03:00 PM to 06:45 PM - Peak 1 of 1
Peak Hour for Each Approach Begins at:

	04:30 PM					05:00 PM					05:15 PM					03:00 PM				
+0 mins.	8	65	6	0	79	23	22	4	0	49	5	95	63	0	163	123	27	9	0	159
+15 mins.	12	50	9	0	71	8	29	3	0	40	8	94	68	0	170	59	17	4	0	80
+30 mins.	4	68	5	0	77	14	32	3	0	49	7	88	70	0	165	74	31	6	0	111
+45 mins.	7	66	11	0	84	13	19	3	0	35	8	96	64	0	168	47	25	3	0	75
Total Volume	31	249	31	0	311	58	102	13	0	173	28	373	265	0	666	303	100	22	0	425
% App. Total	10	80.1	10	0		33.5	59	7.5	0		4.2	56	39.8	0		71.3	23.5	5.2	0	
PHF	.646	.915	.705	.000	.926	.630	.797	.813	.000	.883	.875	.971	.946	.000	.979	.616	.806	.611	.000	.668



Quality Counts, LLC

920 Blairhill Rd, STE B106
Charlotte, NC 28217

File Name : 14473021 - N Madison Blvd & N Main St

Site Code : 14473021

Start Date : 8/30/2017

Page No : 1

Groups Printed- Classes 4, 5, 6, 7

Start Time	N Madison Blvd Southbound					N Main St Westbound					N Madison Blvd Northbound					N Main St Eastbound					Int. Total
	Right	Thru	Left	U-Turns	App. Total	Right	Thru	Left	U-Turns	App. Total	Right	Thru	Left	U-Turns	App. Total	Right	Thru	Left	U-Turns	App. Total	
06:00 AM	0	4	0	0	4	0	0	0	0	0	0	2	0	0	2	0	0	0	0	0	6
06:15 AM	0	1	0	0	1	0	0	0	0	0	0	0	3	0	3	0	0	0	0	0	4
06:30 AM	0	3	0	0	3	0	0	0	0	0	0	3	2	0	5	2	0	0	0	2	10
06:45 AM	0	3	0	0	3	0	1	0	0	1	0	3	4	0	7	2	0	1	0	3	14
Total	0	11	0	0	11	0	1	0	0	1	0	8	9	0	17	4	0	1	0	5	34
07:00 AM	0	6	0	0	6	0	0	0	0	0	0	2	0	2	2	0	0	0	0	2	10
07:15 AM	1	8	0	0	9	0	0	0	0	0	1	3	2	0	6	2	0	1	0	3	18
07:30 AM	2	4	0	0	6	2	2	0	0	4	0	4	1	0	5	3	1	1	0	5	20
07:45 AM	2	6	1	0	9	2	4	0	0	6	0	8	3	0	11	5	0	1	0	6	32
Total	5	24	1	0	30	4	6	0	0	10	1	15	8	0	24	12	1	3	0	16	80
08:00 AM	2	4	0	0	6	0	0	0	0	0	0	6	0	0	6	2	0	0	0	2	14
08:15 AM	0	2	0	0	2	0	0	0	0	0	0	4	1	0	5	2	1	0	0	3	10
08:30 AM	1	1	0	0	2	1	0	0	0	1	1	6	2	0	9	6	0	0	0	6	18
08:45 AM	1	3	1	0	5	0	0	0	0	0	0	5	2	0	7	3	0	1	0	4	16
Total	4	10	1	0	15	1	0	0	0	1	1	21	5	0	27	13	1	1	0	15	58
09:00 AM	0	2	0	0	2	0	0	0	0	0	0	1	0	0	1	2	0	1	0	3	6
09:15 AM	0	0	0	0	0	0	1	0	0	1	0	3	1	0	4	2	0	0	0	2	7
09:30 AM	0	4	1	0	5	1	0	0	0	1	0	2	1	0	3	2	1	0	0	3	12
09:45 AM	0	0	1	0	1	3	0	1	0	4	1	3	1	0	5	0	0	0	0	0	10
Total	0	6	2	0	8	4	1	1	0	6	1	9	3	0	13	6	1	1	0	8	35
10:00 AM	1	4	0	0	5	1	1	0	0	2	0	2	1	0	3	0	0	0	0	0	10
10:15 AM	1	3	1	0	5	0	2	0	0	2	2	2	1	0	5	3	2	0	0	5	17
10:30 AM	0	0	0	0	0	1	0	0	0	1	0	0	3	0	3	1	2	0	0	3	7
10:45 AM	0	6	0	0	6	1	0	0	0	1	0	3	1	0	4	0	1	2	0	3	14
Total	2	13	1	0	16	3	3	0	0	6	2	7	6	0	15	4	5	2	0	11	48
11:00 AM	0	4	1	0	5	0	0	0	0	0	0	0	1	0	1	1	0	0	0	1	7
11:15 AM	0	2	1	0	3	0	1	0	0	1	0	0	2	0	2	2	0	0	0	2	8
11:30 AM	0	2	0	0	2	1	0	0	0	1	0	4	3	0	7	0	0	0	0	0	10
11:45 AM	1	7	0	0	8	0	0	0	0	0	0	6	2	0	8	4	0	0	0	4	20
Total	1	15	2	0	18	1	1	0	0	2	0	10	8	0	18	7	0	0	0	7	45
12:00 PM	0	3	0	0	3	0	1	0	0	1	1	2	2	0	5	3	0	0	0	3	12
12:15 PM	1	3	0	0	4	3	0	0	0	3	1	1	1	0	3	4	0	1	0	5	15
12:30 PM	0	3	0	0	3	2	0	0	0	2	0	2	2	0	4	2	0	0	0	2	11
12:45 PM	1	3	1	0	5	0	0	0	0	0	0	4	0	0	4	3	2	1	0	6	15
Total	2	12	1	0	15	5	1	0	0	6	2	9	5	0	16	12	2	2	0	16	53
01:00 PM	0	1	0	0	1	0	0	0	0	0	0	1	2	0	3	1	1	0	0	2	6
01:15 PM	0	3	0	0	3	1	1	0	0	2	0	2	3	0	5	0	0	1	0	1	11
01:30 PM	0	2	0	0	2	0	1	0	0	1	0	3	1	0	4	3	1	1	0	5	12
01:45 PM	1	2	0	0	3	0	1	0	0	1	1	2	4	0	7	5	1	0	0	6	17
Total	1	8	0	0	9	1	3	0	0	4	1	8	10	0	19	9	3	2	0	14	46
02:00 PM	0	2	0	0	2	0	1	0	0	1	0	3	3	0	6	5	0	0	0	5	14
02:15 PM	0	2	0	0	2	0	0	0	0	0	0	3	1	0	4	1	0	1	0	2	8
02:30 PM	0	3	1	0	4	0	0	0	0	0	1	4	3	0	8	5	1	0	0	6	18
02:45 PM	2	4	1	0	7	0	0	0	0	0	0	3	0	0	3	0	1	1	0	2	12
Total	2	11	2	0	15	0	1	0	0	1	1	13	7	0	21	11	2	2	0	15	52
03:00 PM	3	0	0	0	3	0	0	0	0	0	1	1	1	0	3	1	1	2	0	4	10
03:15 PM	2	2	6	0	10	0	1	0	0	1	0	1	2	0	3	2	2	3	0	7	21
03:30 PM	1	4	0	0	5	0	0	0	0	0	0	3	1	0	4	2	0	0	0	2	11
03:45 PM	0	0	0	0	0	1	1	0	0	2	0	1	3	0	4	0	0	0	0	0	6
Total	6	6	6	0	18	1	2	0	0	3	1	6	7	0	14	5	3	5	0	13	48

Quality Counts, LLC

920 Blairhill Rd, STE B106
Charlotte, NC 28217

File Name : 14473021 - N Madison Blvd & N Main St

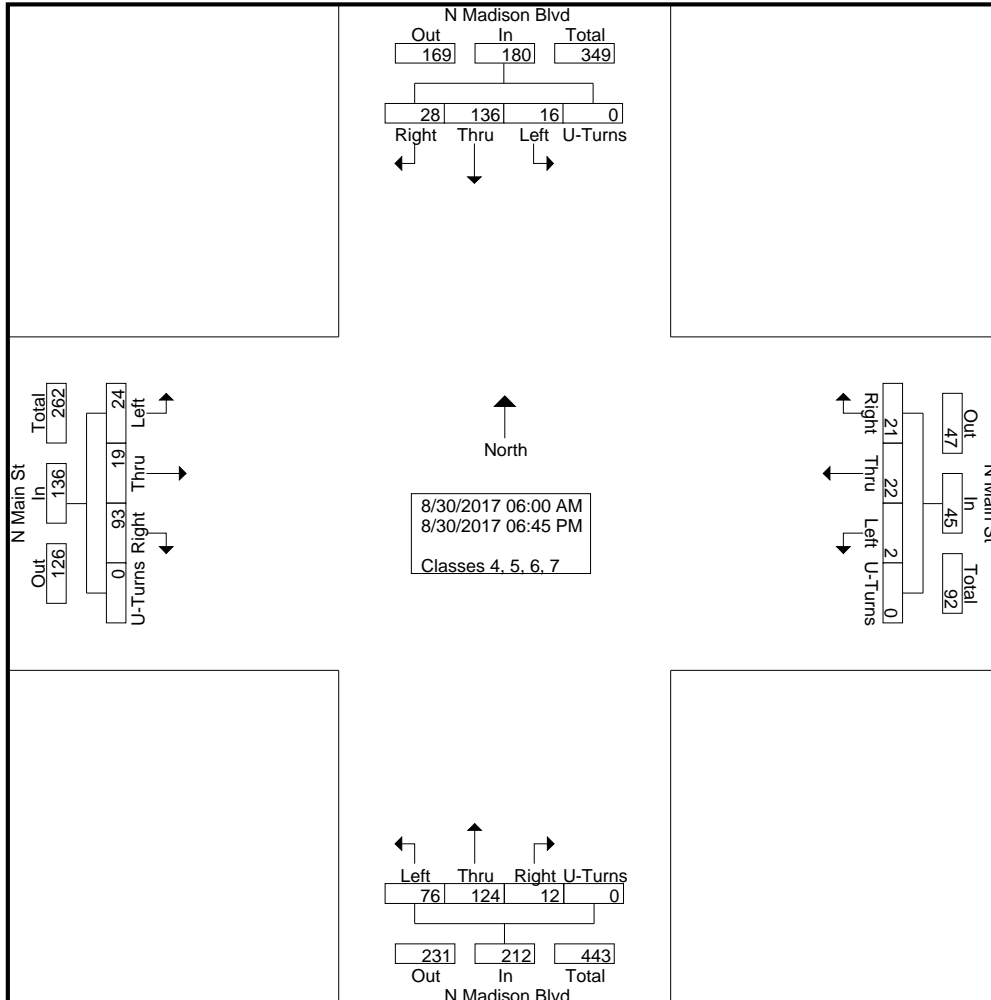
Site Code : 14473021

Start Date : 8/30/2017

Page No : 2

Groups Printed- Classes 4, 5, 6, 7

Start Time	N Madison Blvd Southbound					N Main St Westbound					N Madison Blvd Northbound					N Main St Eastbound					Int. Total					
	Right	Thru	Left	U-Turns	App. Total	Right	Thru	Left	U-Turns	App. Total	Right	Thru	Left	U-Turns	App. Total	Right	Thru	Left	U-Turns	App. Total						
04:00 PM	0	2	0	0	2	1	0	1	0	2	0	4	3	0	7	0	0	0	0	0	0	0	0	0	0	11
04:15 PM	1	3	0	0	4	0	0	0	0	0	0	3	0	0	3	0	0	2	0	2	0	0	0	0	0	9
04:30 PM	2	1	0	0	3	0	1	0	0	1	0	1	0	0	1	1	0	2	0	3	0	0	0	0	0	8
04:45 PM	0	2	0	0	2	0	0	0	0	0	1	2	1	0	4	3	1	0	0	4	0	0	0	0	0	10
Total	3	8	0	0	11	1	1	1	0	3	1	10	4	0	15	4	1	4	0	9	0	0	0	0	0	38
05:00 PM	0	2	0	0	2	0	0	0	0	0	0	1	1	0	2	0	0	1	0	1	0	0	0	0	0	5
05:15 PM	0	2	0	0	2	0	0	0	0	0	0	1	0	0	1	0	0	0	0	0	0	0	0	0	0	3
05:30 PM	0	3	0	0	3	0	0	0	0	0	0	2	1	0	3	4	0	0	0	4	0	0	0	0	0	10
05:45 PM	0	1	0	0	1	0	1	0	0	1	0	0	1	0	1	1	0	0	0	1	0	0	0	0	0	4
Total	0	8	0	0	8	0	1	0	0	1	0	4	3	0	7	5	0	1	0	6	0	0	0	0	0	22
06:00 PM	2	0	0	0	2	0	0	0	0	0	0	1	0	0	1	0	0	0	0	0	0	0	0	0	0	3
06:15 PM	0	2	0	0	2	0	0	0	0	0	1	2	0	0	3	0	0	0	0	0	0	0	0	0	0	5
06:30 PM	0	2	0	0	2	0	1	0	0	1	0	1	1	0	2	1	0	0	0	1	0	0	0	0	0	6
06:45 PM	0	0	0	0	0	0	0	0	0	0	0	0	0	0	0	0	0	0	0	0	0	0	0	0	0	0
Total	2	4	0	0	6	0	1	0	0	1	1	4	1	0	6	1	0	0	0	1	0	0	0	0	0	14
Grand Total	28	136	16	0	180	21	22	2	0	45	12	124	76	0	212	93	19	24	0	136	0	0	0	0	0	573
Apprch %	15.6	75.6	8.9	0		46.7	48.9	4.4	0		5.7	58.5	35.8	0		68.4	14	17.6	0		0	0	0	0	0	
Total %	4.9	23.7	2.8	0	31.4	3.7	3.8	0.3	0	7.9	2.1	21.6	13.3	0	37	16.2	3.3	4.2	0	23.7						

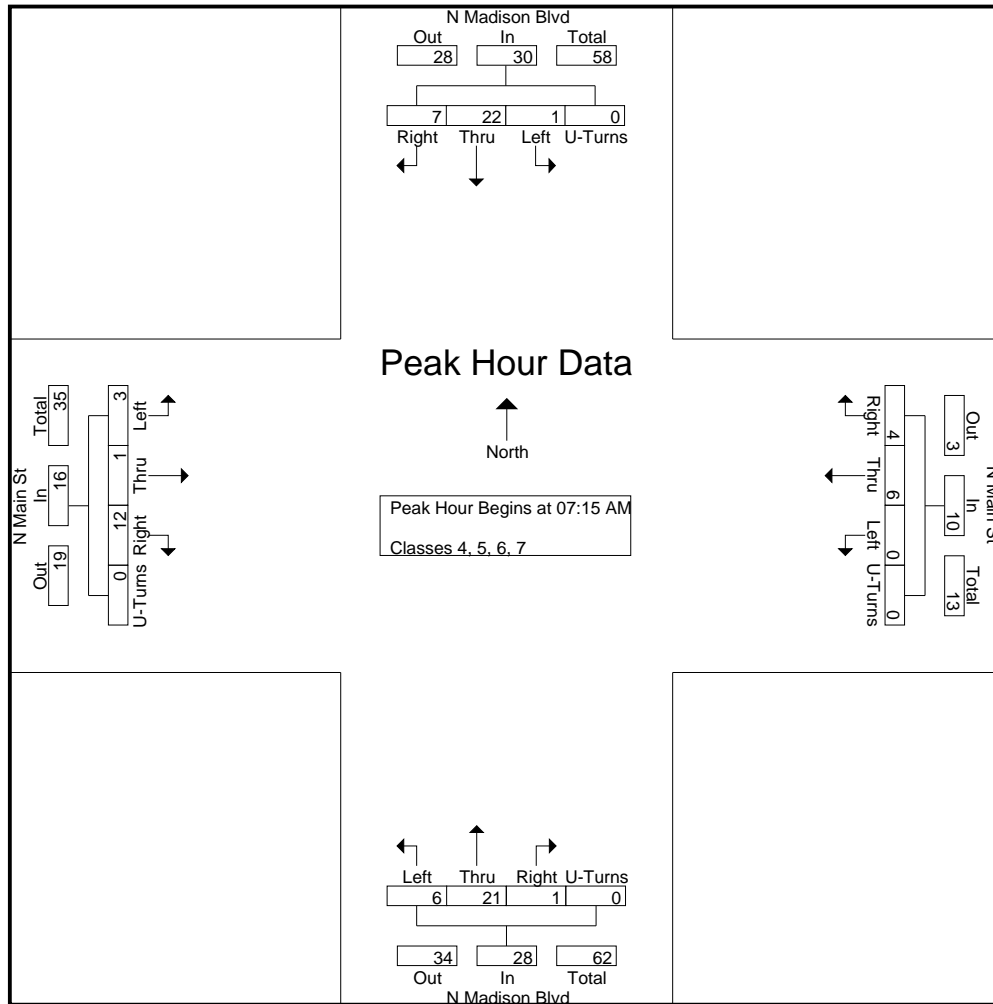


Quality Counts, LLC

920 Blairhill Rd, STE B106
Charlotte, NC 28217

File Name : 14473021 - N Madison Blvd & N Main St
Site Code : 14473021
Start Date : 8/30/2017
Page No : 3

Start Time	N Madison Blvd Southbound					N Main St Westbound					N Madison Blvd Northbound					N Main St Eastbound					Int. Total
	Right	Thru	Left	U-Turns	App. Total	Right	Thru	Left	U-Turns	App. Total	Right	Thru	Left	U-Turns	App. Total	Right	Thru	Left	U-Turns	App. Total	
Peak Hour Analysis From 06:00 AM to 09:45 AM - Peak 1 of 1																					
Peak Hour for Entire Intersection Begins at 07:15 AM																					
07:15 AM	1	8	0	0	9	0	0	0	0	0	1	3	2	0	6	2	0	1	0	3	18
07:30 AM	2	4	0	0	6	2	2	0	0	4	0	4	1	0	5	3	1	1	0	5	20
07:45 AM	2	6	1	0	9	2	4	0	0	6	0	8	3	0	11	5	0	1	0	6	32
08:00 AM	2	4	0	0	6	0	0	0	0	0	0	6	0	0	6	2	0	0	0	2	14
Total Volume	7	22	1	0	30	4	6	0	0	10	1	21	6	0	28	12	1	3	0	16	84
% App. Total	23.3	73.3	3.3	0		40	60	0	0		3.6	75	21.4	0		75	6.2	18.8	0		
PHF	.875	.688	.250	.000	.833	.500	.375	.000	.000	.417	.250	.656	.500	.000	.636	.600	.250	.750	.000	.667	.656



Quality Counts, LLC

920 Blairhill Rd, STE B106
Charlotte, NC 28217

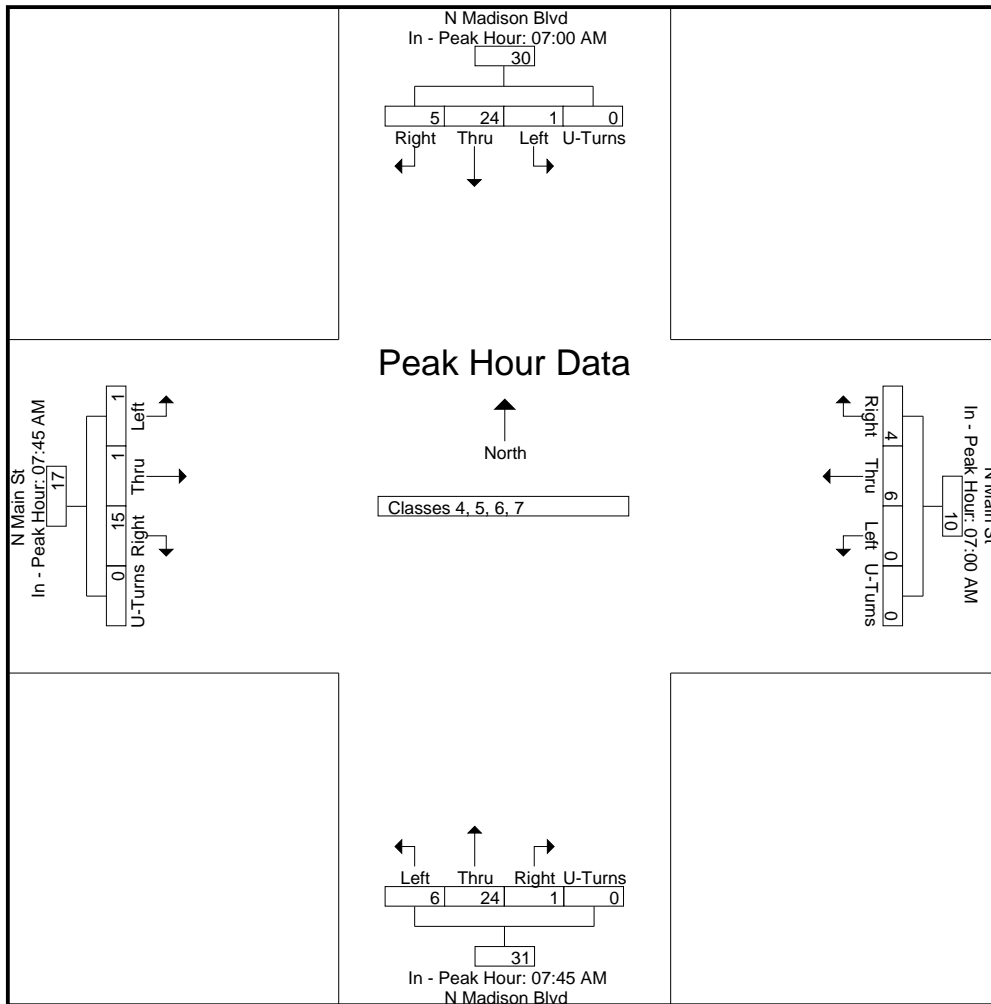
File Name : 14473021 - N Madison Blvd & N Main St
Site Code : 14473021
Start Date : 8/30/2017
Page No : 4

Start Time	N Madison Blvd Southbound					N Main St Westbound					N Madison Blvd Northbound					N Main St Eastbound					Int. Total
	Right	Thru	Left	U-Turns	App. Total	Right	Thru	Left	U-Turns	App. Total	Right	Thru	Left	U-Turns	App. Total	Right	Thru	Left	U-Turns	App. Total	

Peak Hour Analysis From 06:00 AM to 09:45 AM - Peak 1 of 1

Peak Hour for Each Approach Begins at:

	07:00 AM					07:00 AM					07:45 AM					07:45 AM				
+0 mins.	0	6	0	0	6	0	0	0	0	0	0	8	3	0	11	5	0	1	0	6
+15 mins.	1	8	0	0	9	0	0	0	0	0	0	6	0	0	6	2	0	0	0	2
+30 mins.	2	4	0	0	6	2	2	0	0	4	0	4	1	0	5	2	1	0	0	3
+45 mins.	2	6	1	0	9	2	4	0	0	6	1	6	2	0	9	6	0	0	0	6
Total Volume	5	24	1	0	30	4	6	0	0	10	1	24	6	0	31	15	1	1	0	17
% App. Total	16.7	80	3.3	0		40	60	0	0		3.2	77.4	19.4	0		88.2	5.9	5.9	0	
PHF	.625	.750	.250	.000	.833	.500	.375	.000	.000	.417	.250	.750	.500	.000	.705	.625	.250	.250	.000	.708



Quality Counts, LLC

920 Blairhill Rd, STE B106
Charlotte, NC 28217

File Name : 14473021 - N Madison Blvd & N Main St

Site Code : 14473021

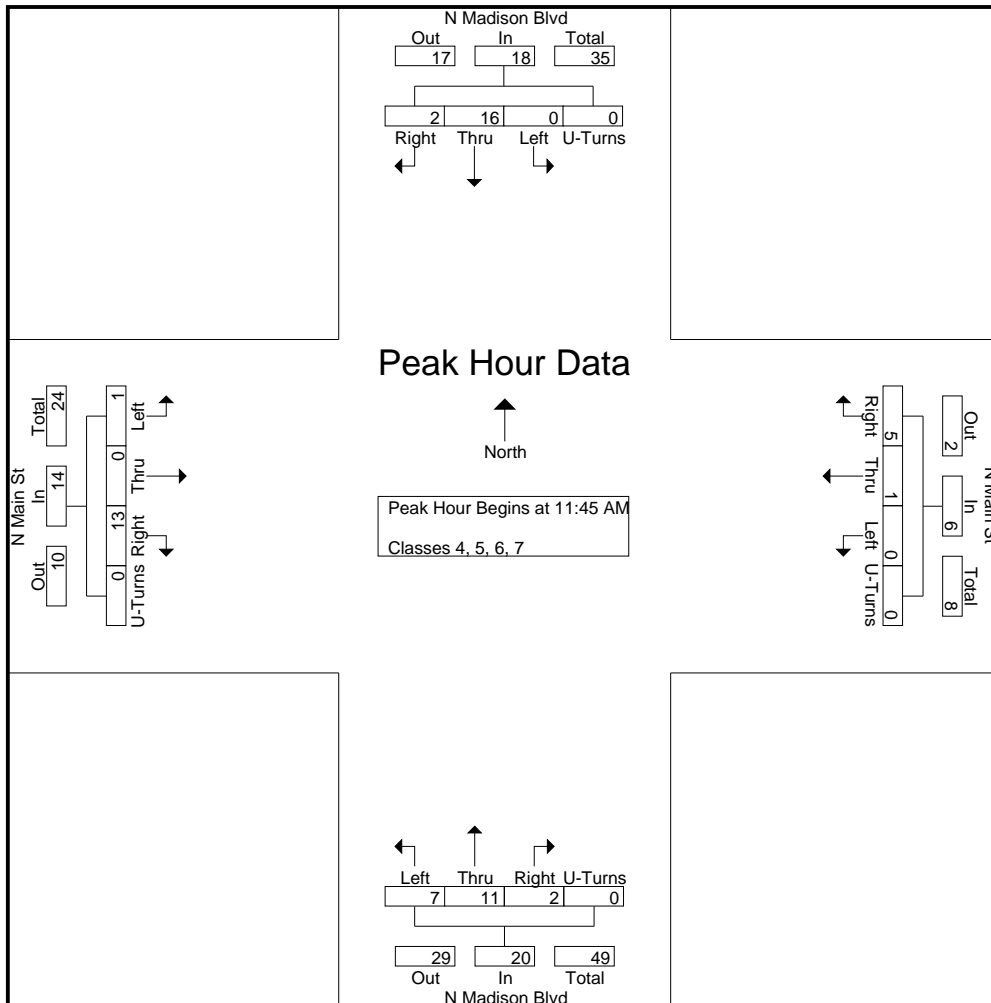
Start Date : 8/30/2017

Page No : 5

Start Time	N Madison Blvd Southbound					N Main St Westbound					N Madison Blvd Northbound					N Main St Eastbound					Int. Total
	Right	Thru	Left	U-Turns	App. Total	Right	Thru	Left	U-Turns	App. Total	Right	Thru	Left	U-Turns	App. Total	Right	Thru	Left	U-Turns	App. Total	

Peak Hour Analysis From 10:00 AM to 02:45 PM - Peak 1 of 1
Peak Hour for Entire Intersection Begins at 11:45 AM

11:45 AM	1	7	0	0	8	0	0	0	0	0	0	6	2	0	8	4	0	0	0	4	20
12:00 PM	0	3	0	0	3	0	1	0	0	1	1	2	2	0	5	3	0	0	0	3	12
12:15 PM	1	3	0	0	4	3	0	0	0	3	1	1	1	0	3	4	0	1	0	5	15
12:30 PM	0	3	0	0	3	2	0	0	0	2	0	2	2	0	4	2	0	0	0	2	11
Total Volume	2	16	0	0	18	5	1	0	0	6	2	11	7	0	20	13	0	1	0	14	58
% App. Total	11.1	88.9	0	0		83.3	16.7	0	0		10	55	35	0		92.9	0	7.1	0		
PHF	.500	.571	.000	.000	.563	.417	.250	.000	.000	.500	.500	.458	.875	.000	.625	.813	.000	.250	.000	.700	.725



Quality Counts, LLC

920 Blairhill Rd, STE B106
Charlotte, NC 28217

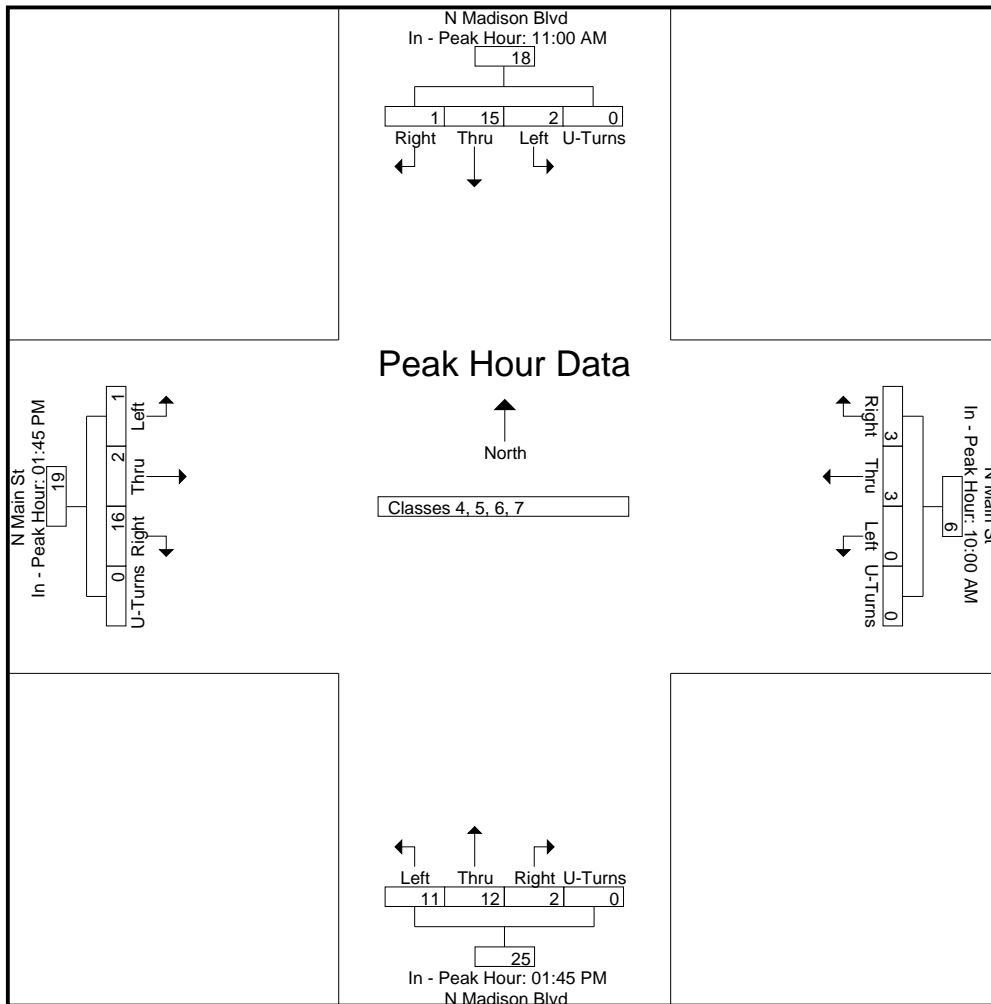
File Name : 14473021 - N Madison Blvd & N Main St
Site Code : 14473021
Start Date : 8/30/2017
Page No : 6

Start Time	N Madison Blvd Southbound					N Main St Westbound					N Madison Blvd Northbound					N Main St Eastbound					Int. Total
	Right	Thru	Left	U-Turns	App. Total	Right	Thru	Left	U-Turns	App. Total	Right	Thru	Left	U-Turns	App. Total	Right	Thru	Left	U-Turns	App. Total	

Peak Hour Analysis From 10:00 AM to 02:45 PM - Peak 1 of 1

Peak Hour for Each Approach Begins at:

	11:00 AM					10:00 AM					01:45 PM					01:45 PM				
+0 mins.	0	4	1	0	5	1	1	0	0	2	1	2	4	0	7	5	1	0	0	6
+15 mins.	0	2	1	0	3	0	2	0	0	2	0	3	3	0	6	5	0	0	0	5
+30 mins.	0	2	0	0	2	1	0	0	0	1	0	3	1	0	4	1	0	1	0	2
+45 mins.	1	7	0	0	8	1	0	0	0	1	1	4	3	0	8	5	1	0	0	6
Total Volume	1	15	2	0	18	3	3	0	0	6	2	12	11	0	25	16	2	1	0	19
% App. Total	5.6	83.3	11.1	0		50	50	0	0		8	48	44	0		84.2	10.5	5.3	0	
PHF	.250	.536	.500	.000	.563	.750	.375	.000	.000	.750	.500	.750	.688	.000	.781	.800	.500	.250	.000	.792

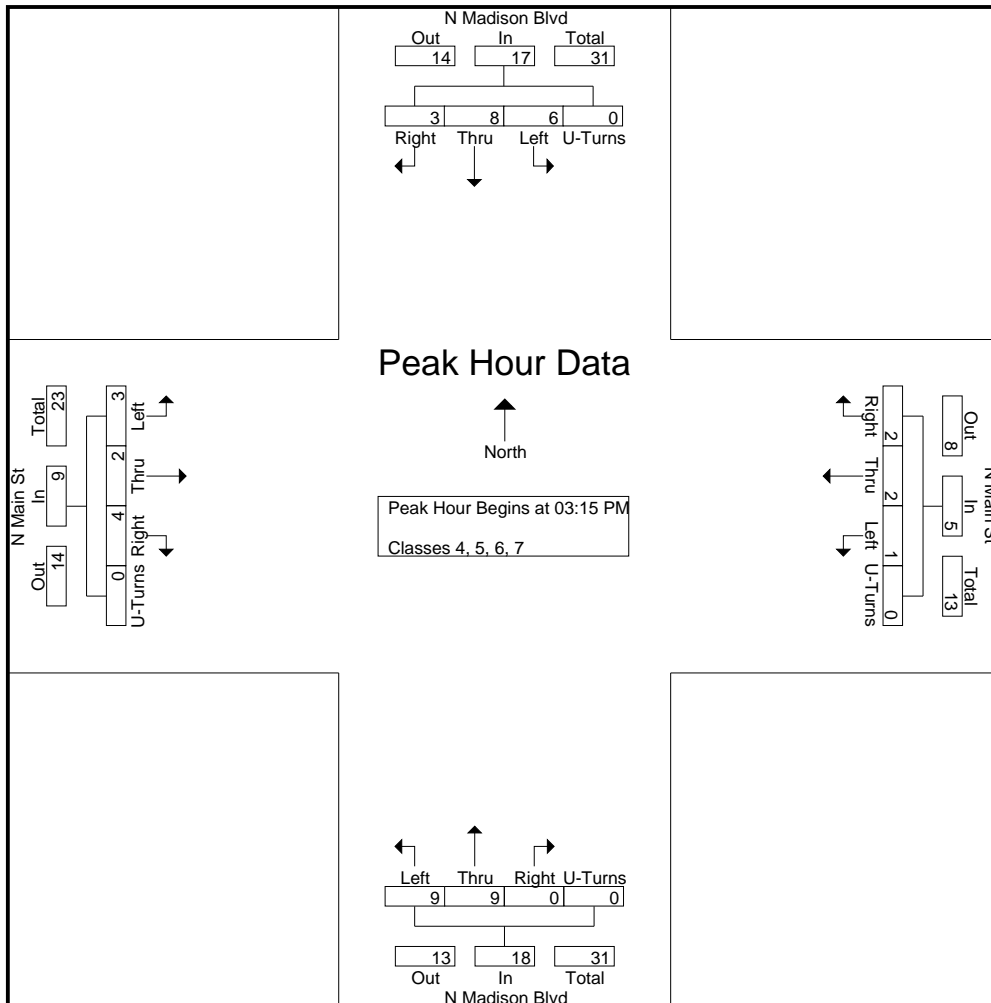


Quality Counts, LLC

920 Blairhill Rd, STE B106
Charlotte, NC 28217

File Name : 14473021 - N Madison Blvd & N Main St
Site Code : 14473021
Start Date : 8/30/2017
Page No : 7

Start Time	N Madison Blvd Southbound					N Main St Westbound					N Madison Blvd Northbound					N Main St Eastbound					Int. Total
	Right	Thru	Left	U-Turns	App. Total	Right	Thru	Left	U-Turns	App. Total	Right	Thru	Left	U-Turns	App. Total	Right	Thru	Left	U-Turns	App. Total	
Peak Hour Analysis From 03:00 PM to 06:45 PM - Peak 1 of 1																					
Peak Hour for Entire Intersection Begins at 03:15 PM																					
03:15 PM	2	2	6	0	10	0	1	0	0	1	0	1	2	0	3	2	2	3	0	7	21
03:30 PM	1	4	0	0	5	0	0	0	0	0	0	3	1	0	4	2	0	0	0	2	11
03:45 PM	0	0	0	0	0	1	1	0	0	2	0	1	3	0	4	0	0	0	0	0	6
04:00 PM	0	2	0	0	2	1	0	1	0	2	0	4	3	0	7	0	0	0	0	0	11
Total Volume	3	8	6	0	17	2	2	1	0	5	0	9	9	0	18	4	2	3	0	9	49
% App. Total	17.6	47.1	35.3	0		40	40	20	0		0	50	50	0		44.4	22.2	33.3	0		
PHF	.375	.500	.250	.000	.425	.500	.500	.250	.000	.625	.000	.563	.750	.000	.643	.500	.250	.250	.000	.321	.583



Quality Counts, LLC

920 Blairhill Rd, STE B106
Charlotte, NC 28217

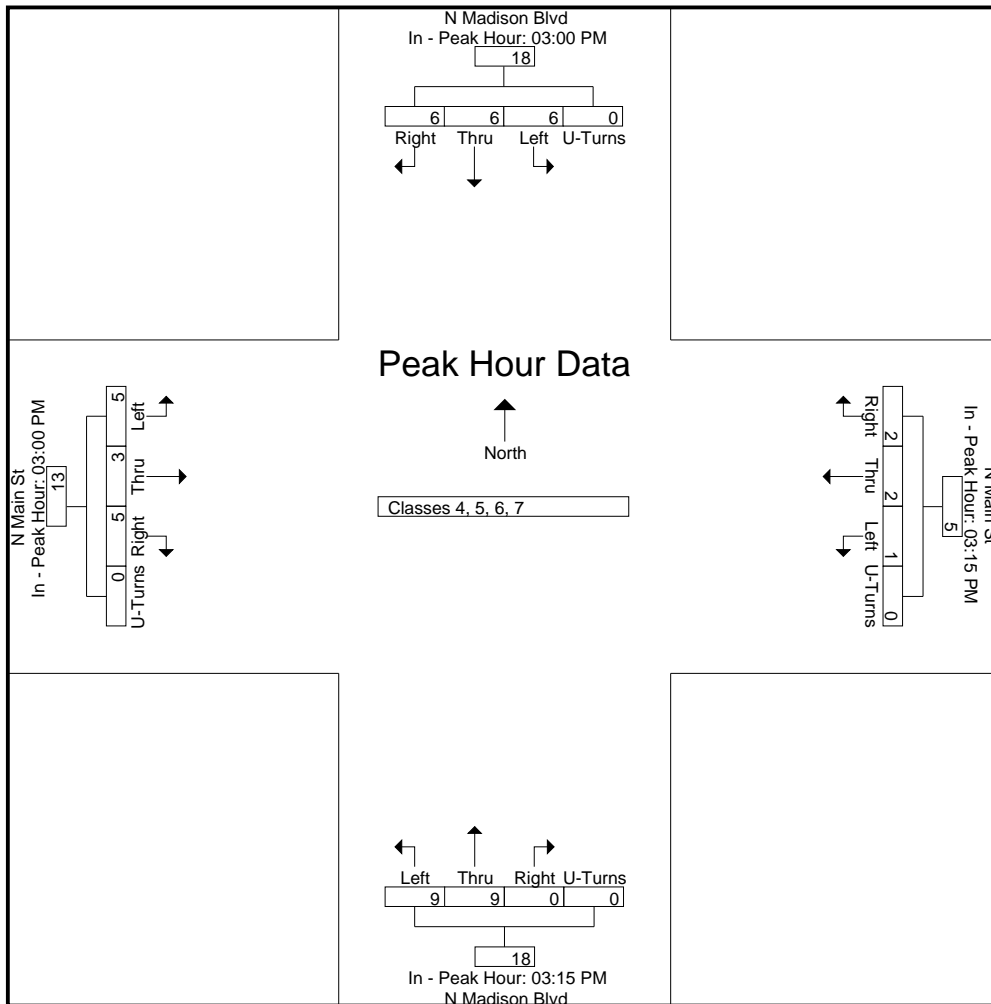
File Name : 14473021 - N Madison Blvd & N Main St
Site Code : 14473021
Start Date : 8/30/2017
Page No : 8

Start Time	N Madison Blvd Southbound					N Main St Westbound					N Madison Blvd Northbound					N Main St Eastbound					Int. Total
	Right	Thru	Left	U-Turns	App. Total	Right	Thru	Left	U-Turns	App. Total	Right	Thru	Left	U-Turns	App. Total	Right	Thru	Left	U-Turns	App. Total	

Peak Hour Analysis From 03:00 PM to 06:45 PM - Peak 1 of 1

Peak Hour for Each Approach Begins at:

	03:00 PM					03:15 PM					03:15 PM					03:00 PM				
+0 mins.	3	0	0	0	3	0	1	0	0	1	0	1	2	0	3	1	1	2	0	4
+15 mins.	2	2	6	0	10	0	0	0	0	0	0	3	1	0	4	2	2	3	0	7
+30 mins.	1	4	0	0	5	1	1	0	0	2	0	1	3	0	4	2	0	0	0	2
+45 mins.	0	0	0	0	0	1	0	1	0	2	0	4	3	0	7	0	0	0	0	0
Total Volume	6	6	6	0	18	2	2	1	0	5	0	9	9	0	18	5	3	5	0	13
% App. Total	33.3	33.3	33.3	0		40	40	20	0		0	50	50	0		38.5	23.1	38.5	0	
PHF	.500	.375	.250	.000	.450	.500	.500	.250	.000	.625	.000	.563	.750	.000	.643	.625	.375	.417	.000	.464



Quality Counts, LLC

920 Blairhill Rd, STE B106
Charlotte, NC 28217

File Name : 14473021 - N Madison Blvd & N Main St

Site Code : 14473021

Start Date : 8/30/2017

Page No : 1

Groups Printed- Classes 8, 9, 10

Start Time	N Madison Blvd Southbound					N Main St Westbound					N Madison Blvd Northbound					N Main St Eastbound					Int. Total
	Right	Thru	Left	U-Turns	App. Total	Right	Thru	Left	U-Turns	App. Total	Right	Thru	Left	U-Turns	App. Total	Right	Thru	Left	U-Turns	App. Total	
06:00 AM	0	1	0	0	1	0	0	1	0	1	0	2	0	0	2	0	0	0	0	0	4
06:15 AM	0	2	0	0	2	0	0	0	0	0	0	2	1	0	3	0	0	0	0	0	5
06:30 AM	0	0	0	0	0	0	0	0	0	0	0	1	0	0	1	0	0	0	0	0	1
06:45 AM	0	2	0	0	2	0	0	0	0	0	0	1	4	0	5	1	0	0	0	1	8
Total	0	5	0	0	5	0	0	1	0	1	0	6	5	0	11	1	0	0	0	1	18
07:00 AM	0	1	0	0	1	0	0	0	0	0	0	2	0	2	1	0	0	0	0	1	4
07:15 AM	0	0	0	0	0	0	0	0	0	0	0	3	1	0	4	1	0	0	0	1	5
07:30 AM	0	1	0	0	1	0	0	0	0	0	1	0	2	0	3	0	0	0	0	0	4
07:45 AM	0	2	0	0	2	0	0	0	0	0	0	1	0	0	1	0	0	0	0	0	3
Total	0	4	0	0	4	0	0	0	0	0	1	4	5	0	10	2	0	0	0	2	16
08:00 AM	2	3	0	0	5	0	0	0	0	0	0	0	1	0	1	1	0	0	0	1	7
08:15 AM	0	0	0	0	0	0	0	0	0	0	0	1	0	0	1	1	0	0	0	1	2
08:30 AM	1	3	0	0	4	0	0	0	0	0	1	2	0	0	3	0	0	0	0	0	7
08:45 AM	0	2	0	0	2	0	0	0	0	0	0	1	2	0	3	1	0	0	0	1	6
Total	3	8	0	0	11	0	0	0	0	0	1	4	3	0	8	3	0	0	0	3	22
09:00 AM	0	1	0	0	1	0	0	0	0	0	0	2	1	0	3	3	0	0	0	3	7
09:15 AM	0	4	0	0	4	0	0	1	0	1	1	2	3	0	6	2	0	0	0	2	13
09:30 AM	0	4	0	0	4	0	0	0	0	0	1	7	2	0	10	1	0	0	0	1	15
09:45 AM	1	2	0	0	3	0	0	0	0	0	0	2	2	0	4	0	0	0	0	0	7
Total	1	11	0	0	12	0	0	1	0	1	2	13	8	0	23	6	0	0	0	6	42
10:00 AM	0	1	0	0	1	0	0	0	0	0	0	2	4	0	6	0	0	0	0	0	7
10:15 AM	0	2	0	0	2	0	0	0	0	0	0	4	1	0	5	0	0	0	0	0	7
10:30 AM	0	6	0	0	6	0	0	0	0	0	1	2	0	0	3	3	0	0	0	3	12
10:45 AM	0	4	0	0	4	0	0	1	0	1	0	3	3	0	6	2	0	0	0	2	13
Total	0	13	0	0	13	0	0	1	0	1	1	11	8	0	20	5	0	0	0	5	39
11:00 AM	0	5	0	0	5	0	0	0	0	0	0	6	0	0	6	1	0	0	0	1	12
11:15 AM	1	3	0	0	4	0	0	1	0	1	0	6	5	0	11	1	0	0	0	1	17
11:30 AM	0	3	0	0	3	0	0	0	0	0	0	5	1	0	6	1	0	0	0	1	10
11:45 AM	0	3	0	0	3	0	0	0	0	0	0	4	2	0	6	2	0	0	0	2	11
Total	1	14	0	0	15	0	0	1	0	1	0	21	8	0	29	5	0	0	0	5	50
12:00 PM	0	1	0	0	1	0	0	0	0	0	0	4	0	0	4	3	0	0	0	3	8
12:15 PM	1	1	0	0	2	0	0	0	0	0	0	5	2	0	7	2	0	0	0	2	11
12:30 PM	0	7	0	0	7	0	0	0	0	0	0	3	2	0	5	0	0	1	0	1	13
12:45 PM	0	0	0	0	0	0	0	0	0	0	1	4	3	0	8	1	0	0	0	1	9
Total	1	9	0	0	10	0	0	0	0	0	1	16	7	0	24	6	0	1	0	7	41
01:00 PM	0	4	0	0	4	0	0	0	0	0	0	5	1	0	6	0	0	0	0	0	10
01:15 PM	1	2	0	0	3	0	0	0	0	0	0	5	1	0	6	2	0	0	0	2	11
01:30 PM	1	3	0	0	4	0	0	0	0	0	0	2	6	0	8	1	0	0	0	1	13
01:45 PM	0	3	0	0	3	0	0	0	0	0	0	4	1	0	5	3	0	0	0	3	11
Total	2	12	0	0	14	0	0	0	0	0	0	16	9	0	25	6	0	0	0	6	45
02:00 PM	0	0	0	0	0	0	1	0	0	1	0	4	1	0	5	1	0	0	0	1	7
02:15 PM	0	5	0	0	5	0	0	1	0	1	0	4	0	0	4	1	0	0	0	1	11
02:30 PM	0	4	0	0	4	0	0	0	0	0	0	4	2	0	6	1	0	0	0	1	11
02:45 PM	0	3	0	0	3	0	0	0	0	0	0	4	3	0	7	3	0	0	0	3	13
Total	0	12	0	0	12	0	1	1	0	2	0	16	6	0	22	6	0	0	0	6	42
03:00 PM	0	1	0	0	1	0	0	0	0	0	0	4	2	0	6	1	0	0	0	1	8
03:15 PM	0	1	0	0	1	0	0	0	0	0	0	6	2	0	8	1	0	0	0	1	10
03:30 PM	0	3	0	0	3	0	0	0	0	0	0	5	4	0	9	1	0	0	0	1	13
03:45 PM	0	4	0	0	4	0	0	0	0	0	0	2	1	0	3	0	0	0	0	0	7
Total	0	9	0	0	9	0	0	0	0	0	0	17	9	0	26	3	0	0	0	3	38

Quality Counts, LLC

920 Blairhill Rd, STE B106
Charlotte, NC 28217

File Name : 14473021 - N Madison Blvd & N Main St

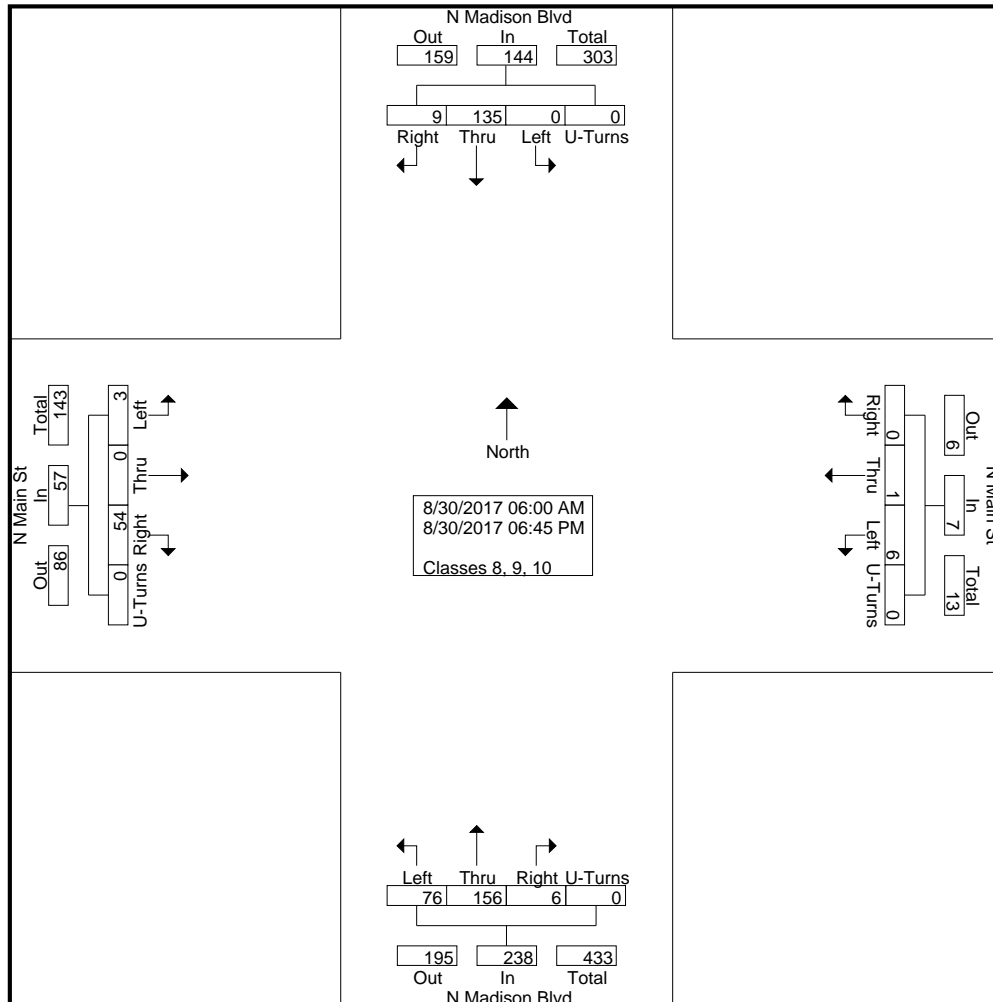
Site Code : 14473021

Start Date : 8/30/2017

Page No : 2

Groups Printed- Classes 8, 9, 10

Start Time	N Madison Blvd Southbound					N Main St Westbound					N Madison Blvd Northbound					N Main St Eastbound					Int. Total
	Right	Thru	Left	U-Turns	App. Total	Right	Thru	Left	U-Turns	App. Total	Right	Thru	Left	U-Turns	App. Total	Right	Thru	Left	U-Turns	App. Total	
04:00 PM	1	2	0	0	3	0	0	0	0	0	0	3	3	0	6	0	0	0	0	0	9
04:15 PM	0	2	0	0	2	0	0	1	0	1	0	7	3	0	10	3	0	1	0	4	17
04:30 PM	0	2	0	0	2	0	0	0	0	0	0	0	0	0	0	3	0	0	0	3	5
04:45 PM	0	6	0	0	6	0	0	0	0	0	0	5	0	0	5	1	0	0	0	1	12
Total	1	12	0	0	13	0	0	1	0	1	0	15	6	0	21	7	0	1	0	8	43
05:00 PM	0	8	0	0	8	0	0	0	0	0	0	3	1	0	4	1	0	0	0	1	13
05:15 PM	0	6	0	0	6	0	0	0	0	0	0	6	0	0	6	1	0	0	0	1	13
05:30 PM	0	1	0	0	1	0	0	0	0	0	0	1	1	0	2	0	0	1	0	1	4
05:45 PM	0	3	0	0	3	0	0	0	0	0	0	2	0	0	2	0	0	0	0	0	5
Total	0	18	0	0	18	0	0	0	0	0	0	12	2	0	14	2	0	1	0	3	35
06:00 PM	0	0	0	0	0	0	0	0	0	0	0	0	0	0	0	1	0	0	0	1	1
06:15 PM	0	5	0	0	5	0	0	0	0	0	0	1	0	0	1	0	0	0	0	0	6
06:30 PM	0	2	0	0	2	0	0	0	0	0	0	2	0	0	2	0	0	0	0	0	4
06:45 PM	0	1	0	0	1	0	0	0	0	0	0	2	0	0	2	1	0	0	0	1	4
Total	0	8	0	0	8	0	0	0	0	0	0	5	0	0	5	2	0	0	0	2	15
Grand Total	9	135	0	0	144	0	1	6	0	7	6	156	76	0	238	54	0	3	0	57	446
Apprch %	6.2	93.8	0	0		0	14.3	85.7	0		2.5	65.5	31.9	0		94.7	0	5.3	0		
Total %	2	30.3	0	0	32.3	0	0.2	1.3	0	1.6	1.3	35	17	0	53.4	12.1	0	0.7	0	12.8	

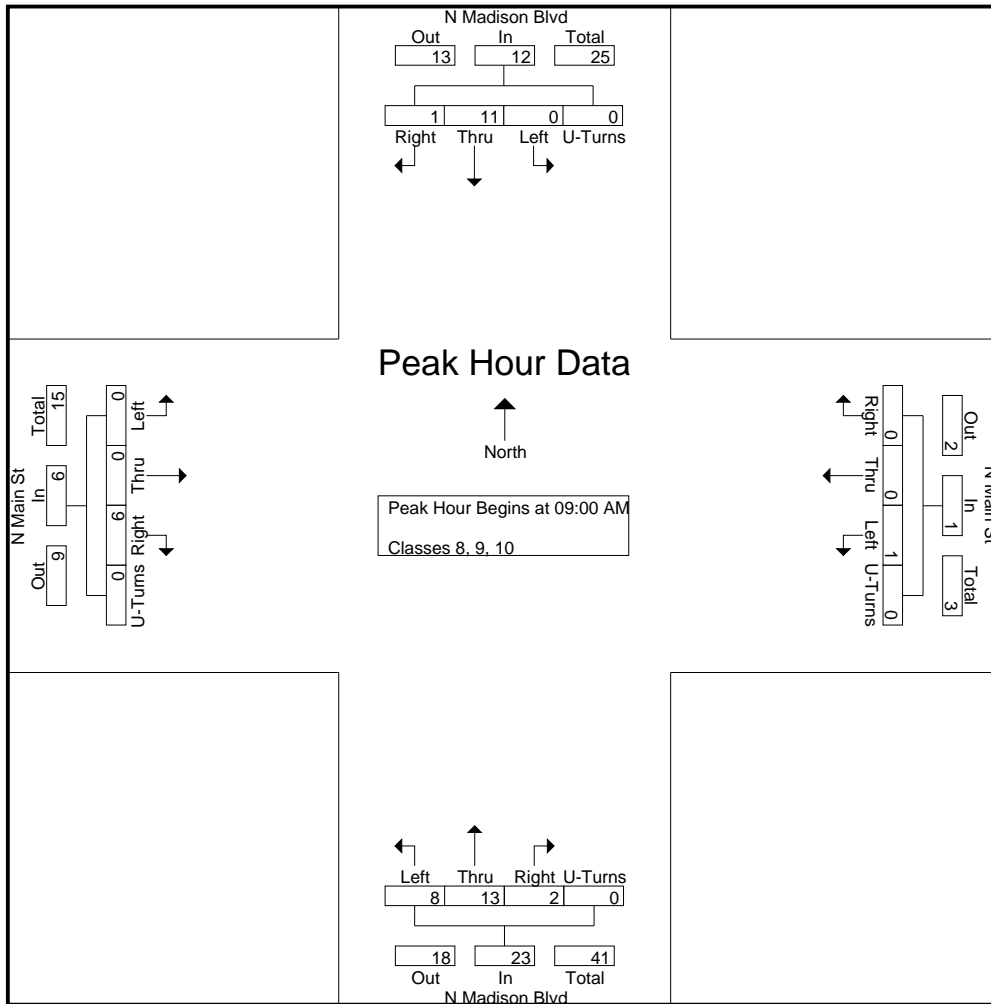


Quality Counts, LLC

920 Blairhill Rd, STE B106
Charlotte, NC 28217

File Name : 14473021 - N Madison Blvd & N Main St
Site Code : 14473021
Start Date : 8/30/2017
Page No : 3

Start Time	N Madison Blvd Southbound					N Main St Westbound					N Madison Blvd Northbound					N Main St Eastbound					Int. Total
	Right	Thru	Left	U-Turns	App. Total	Right	Thru	Left	U-Turns	App. Total	Right	Thru	Left	U-Turns	App. Total	Right	Thru	Left	U-Turns	App. Total	
Peak Hour Analysis From 06:00 AM to 09:45 AM - Peak 1 of 1																					
Peak Hour for Entire Intersection Begins at 09:00 AM																					
09:00 AM	0	1	0	0	1	0	0	0	0	0	0	2	1	0	3	3	0	0	0	3	7
09:15 AM	0	4	0	0	4	0	0	1	0	1	1	2	3	0	6	2	0	0	0	2	13
09:30 AM	0	4	0	0	4	0	0	0	0	0	1	7	2	0	10	1	0	0	0	1	15
09:45 AM	1	2	0	0	3	0	0	0	0	0	0	2	2	0	4	0	0	0	0	0	7
Total Volume	1	11	0	0	12	0	0	1	0	1	2	13	8	0	23	6	0	0	0	6	42
% App. Total	8.3	91.7	0	0		0	0	100	0		8.7	56.5	34.8	0		100	0	0	0		
PHF	.250	.688	.000	.000	.750	.000	.000	.250	.000	.250	.500	.464	.667	.000	.575	.500	.000	.000	.000	.500	.700



Quality Counts, LLC

920 Blairhill Rd, STE B106
Charlotte, NC 28217

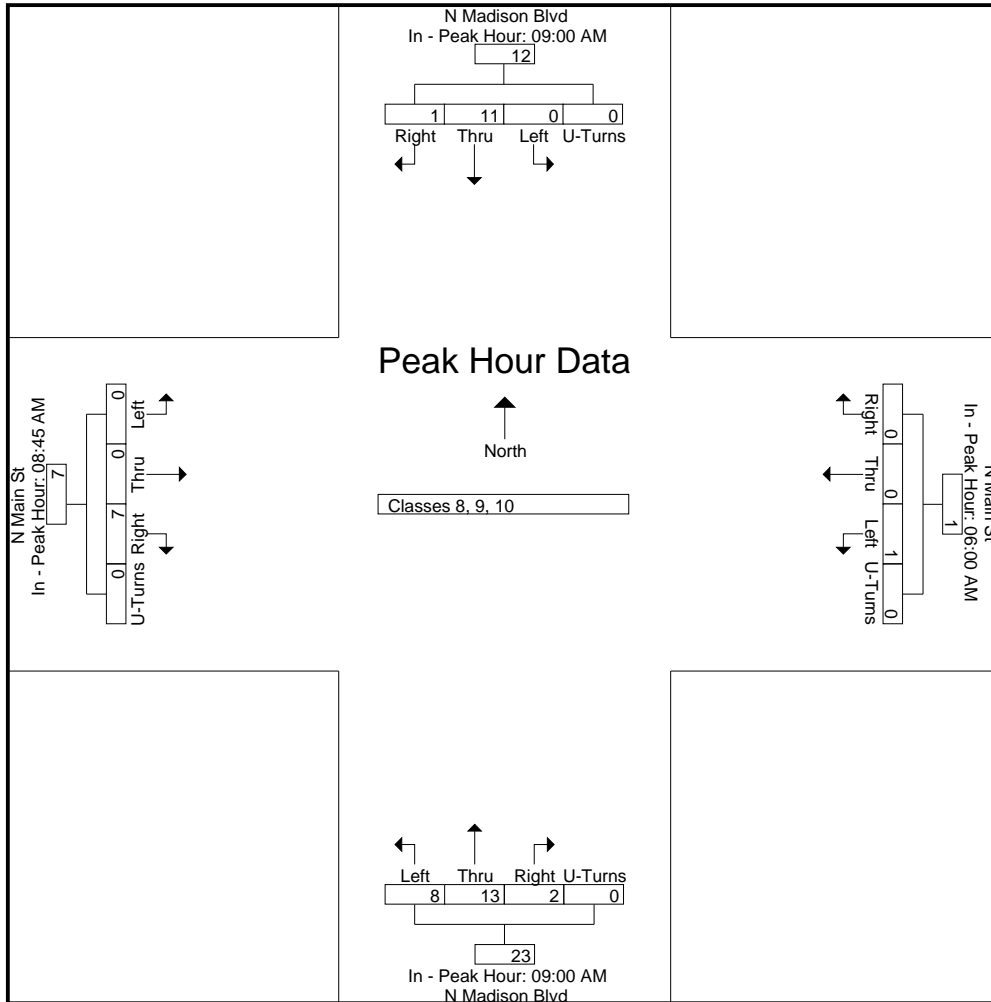
File Name : 14473021 - N Madison Blvd & N Main St
Site Code : 14473021
Start Date : 8/30/2017
Page No : 4

Start Time	N Madison Blvd Southbound					N Main St Westbound					N Madison Blvd Northbound					N Main St Eastbound					Int. Total
	Right	Thru	Left	U-Turns	App. Total	Right	Thru	Left	U-Turns	App. Total	Right	Thru	Left	U-Turns	App. Total	Right	Thru	Left	U-Turns	App. Total	

Peak Hour Analysis From 06:00 AM to 09:45 AM - Peak 1 of 1

Peak Hour for Each Approach Begins at:

	09:00 AM					06:00 AM					09:00 AM					08:45 AM				
+0 mins.	0	1	0	0	1	0	0	1	0	1	0	2	1	0	3	1	0	0	0	1
+15 mins.	0	4	0	0	4	0	0	0	0	0	1	2	3	0	6	3	0	0	0	3
+30 mins.	0	4	0	0	4	0	0	0	0	0	1	7	2	0	10	2	0	0	0	2
+45 mins.	1	2	0	0	3	0	0	0	0	0	0	2	2	0	4	1	0	0	0	1
Total Volume	1	11	0	0	12	0	0	1	0	1	2	13	8	0	23	7	0	0	0	7
% App. Total	8.3	91.7	0	0		0	0	100	0		8.7	56.5	34.8	0		100	0	0	0	
PHF	.250	.688	.000	.000	.750	.000	.000	.250	.000	.250	.500	.464	.667	.000	.575	.583	.000	.000	.000	.583



Quality Counts, LLC

920 Blairhill Rd, STE B106
Charlotte, NC 28217

File Name : 14473021 - N Madison Blvd & N Main St

Site Code : 14473021

Start Date : 8/30/2017

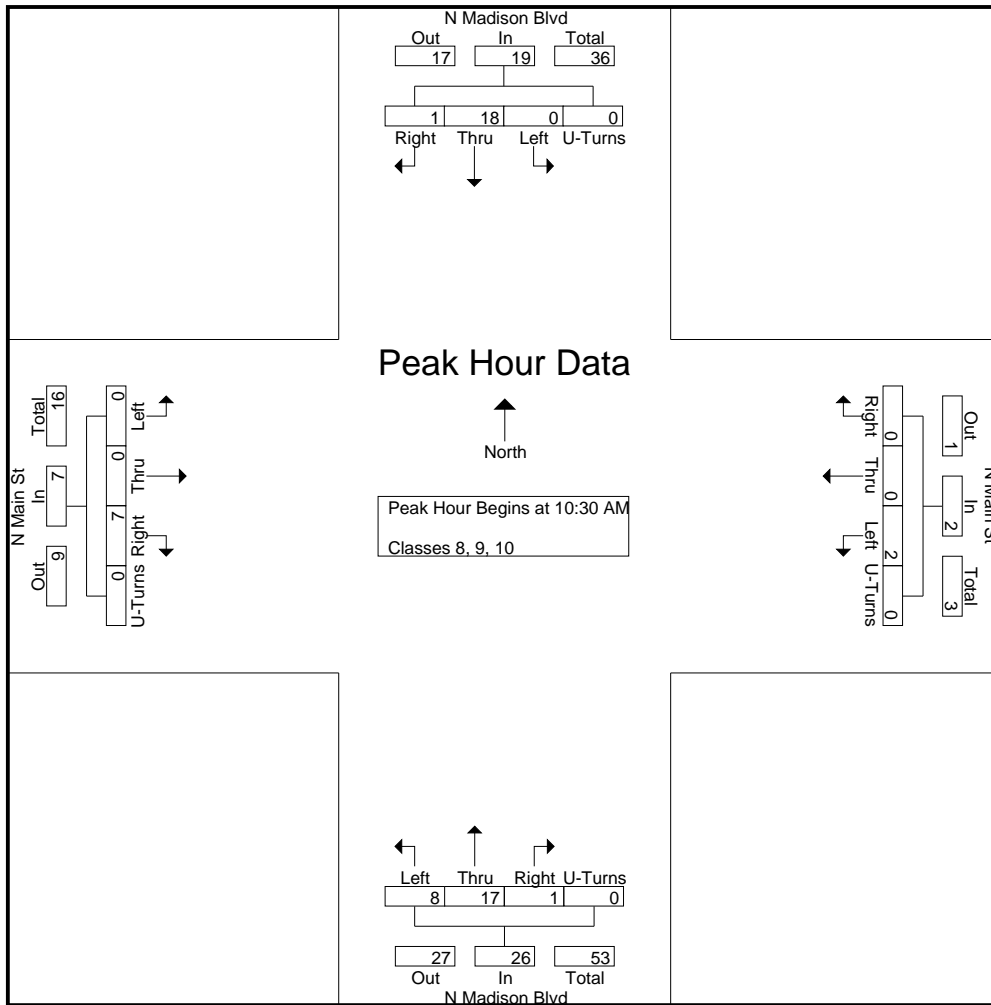
Page No : 5

Start Time	N Madison Blvd Southbound					N Main St Westbound					N Madison Blvd Northbound					N Main St Eastbound					Int. Total
	Right	Thru	Left	U-Turns	App. Total	Right	Thru	Left	U-Turns	App. Total	Right	Thru	Left	U-Turns	App. Total	Right	Thru	Left	U-Turns	App. Total	

Peak Hour Analysis From 10:00 AM to 02:45 PM - Peak 1 of 1

Peak Hour for Entire Intersection Begins at 10:30 AM

10:30 AM	0	6	0	0	6	0	0	0	0	0	1	2	0	0	3	3	0	0	0	0	3	12
10:45 AM	0	4	0	0	4	0	0	1	0	1	0	3	3	0	6	2	0	0	0	0	2	13
11:00 AM	0	5	0	0	5	0	0	0	0	0	0	6	0	6	1	0	0	0	0	1	12	
11:15 AM	1	3	0	0	4	0	0	1	0	1	0	6	5	11	1	0	0	0	0	1	17	
Total Volume	1	18	0	0	19	0	0	2	0	2	1	17	8	26	7	0	0	0	0	7	54	
% App. Total	5.3	94.7	0	0		0	0	100	0		3.8	65.4	30.8	0		100	0	0	0			
PHF	.250	.750	.000	.000	.792	.000	.000	.500	.000	.500	.250	.708	.400	.591	.583	.000	.000	.000	.000	.583	.794	



Quality Counts, LLC

920 Blairhill Rd, STE B106
Charlotte, NC 28217

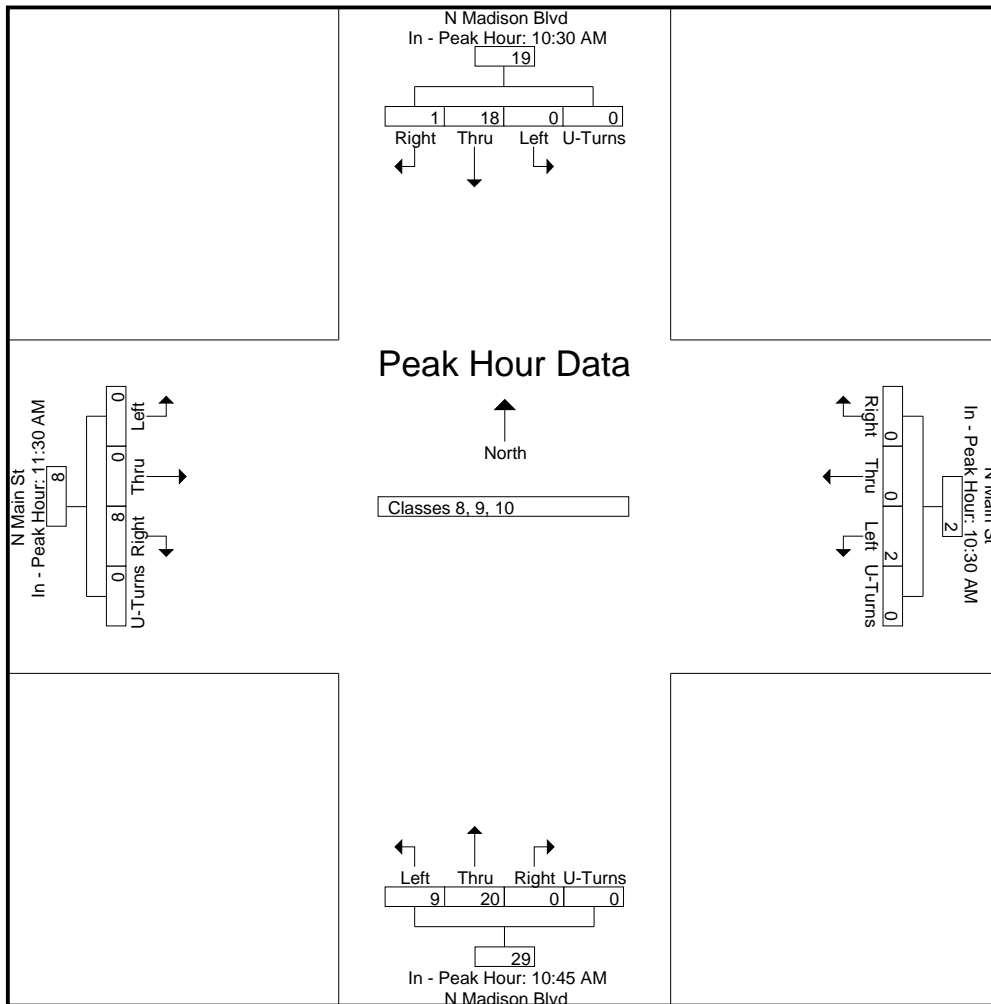
File Name : 14473021 - N Madison Blvd & N Main St
Site Code : 14473021
Start Date : 8/30/2017
Page No : 6

Start Time	N Madison Blvd Southbound					N Main St Westbound					N Madison Blvd Northbound					N Main St Eastbound					Int. Total
	Right	Thru	Left	U-Turns	App. Total	Right	Thru	Left	U-Turns	App. Total	Right	Thru	Left	U-Turns	App. Total	Right	Thru	Left	U-Turns	App. Total	

Peak Hour Analysis From 10:00 AM to 02:45 PM - Peak 1 of 1

Peak Hour for Each Approach Begins at:

	10:30 AM					10:30 AM					10:45 AM					11:30 AM				
+0 mins.	0	6	0	0	6	0	0	0	0	0	0	3	3	0	6	1	0	0	0	1
+15 mins.	0	4	0	0	4	0	0	1	0	1	0	6	0	0	6	2	0	0	0	2
+30 mins.	0	5	0	0	5	0	0	0	0	0	0	6	5	0	11	3	0	0	0	3
+45 mins.	1	3	0	0	4	0	0	1	0	1	0	5	1	0	6	2	0	0	0	2
Total Volume	1	18	0	0	19	0	0	2	0	2	0	20	9	0	29	8	0	0	0	8
% App. Total	5.3	94.7	0	0		0	0	100	0		0	69	31	0		100	0	0	0	
PHF	.250	.750	.000	.000	.792	.000	.000	.500	.000	.500	.000	.833	.450	.000	.659	.667	.000	.000	.000	.667

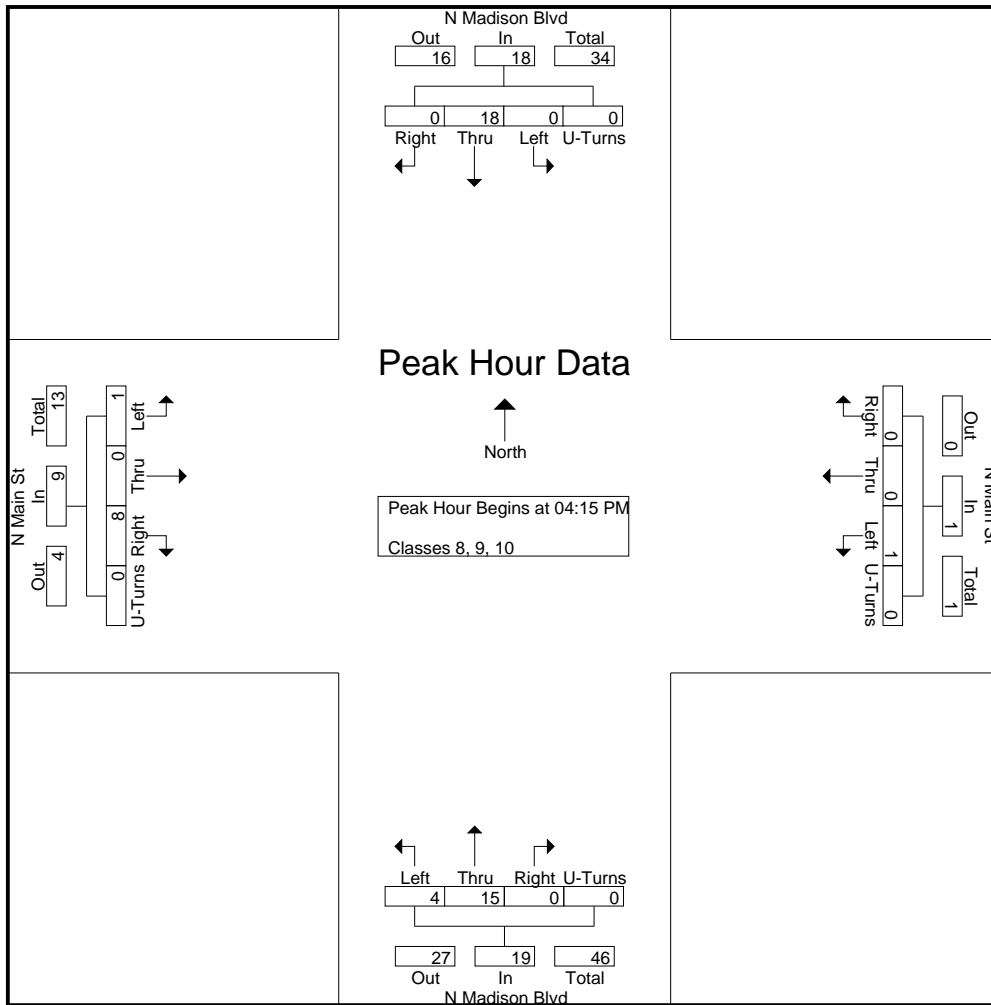


Quality Counts, LLC

920 Blairhill Rd, STE B106
Charlotte, NC 28217

File Name : 14473021 - N Madison Blvd & N Main St
Site Code : 14473021
Start Date : 8/30/2017
Page No : 7

Start Time	N Madison Blvd Southbound					N Main St Westbound					N Madison Blvd Northbound					N Main St Eastbound					Int. Total
	Right	Thru	Left	U-Turns	App. Total	Right	Thru	Left	U-Turns	App. Total	Right	Thru	Left	U-Turns	App. Total	Right	Thru	Left	U-Turns	App. Total	
Peak Hour Analysis From 03:00 PM to 06:45 PM - Peak 1 of 1																					
Peak Hour for Entire Intersection Begins at 04:15 PM																					
04:15 PM	0	2	0	0	2	0	0	1	0	1	0	7	3	0	10	3	0	1	0	4	17
04:30 PM	0	2	0	0	2	0	0	0	0	0	0	0	0	0	0	3	0	0	0	3	5
04:45 PM	0	6	0	0	6	0	0	0	0	0	0	5	0	0	5	1	0	0	0	1	12
05:00 PM	0	8	0	0	8	0	0	0	0	0	0	3	1	0	4	1	0	0	0	1	13
Total Volume	0	18	0	0	18	0	0	1	0	1	0	15	4	0	19	8	0	1	0	9	47
% App. Total	0	100	0	0		0	0	100	0		0	78.9	21.1	0		88.9	0	11.1	0		
PHF	.000	.563	.000	.000	.563	.000	.000	.250	.000	.250	.000	.536	.333	.000	.475	.667	.000	.250	.000	.563	.691



Quality Counts, LLC

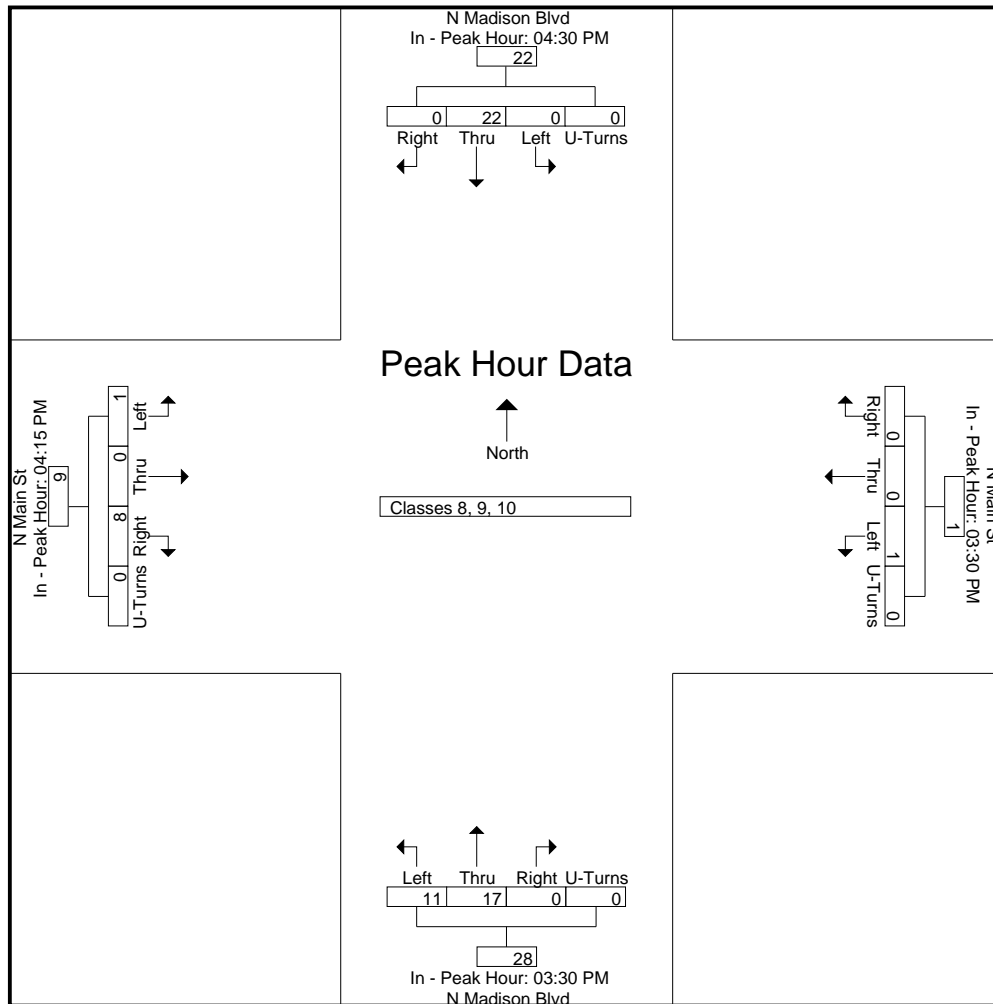
920 Blairhill Rd, STE B106
Charlotte, NC 28217

File Name : 14473021 - N Madison Blvd & N Main St
Site Code : 14473021
Start Date : 8/30/2017
Page No : 8

Start Time	N Madison Blvd Southbound					N Main St Westbound					N Madison Blvd Northbound					N Main St Eastbound					Int. Total
	Right	Thru	Left	U-Turns	App. Total	Right	Thru	Left	U-Turns	App. Total	Right	Thru	Left	U-Turns	App. Total	Right	Thru	Left	U-Turns	App. Total	

Peak Hour Analysis From 03:00 PM to 06:45 PM - Peak 1 of 1
Peak Hour for Each Approach Begins at:

	04:30 PM					03:30 PM					03:30 PM					04:15 PM				
+0 mins.	0	2	0	0	2	0	0	0	0	0	0	5	4	0	9	3	0	1	0	4
+15 mins.	0	6	0	0	6	0	0	0	0	0	0	2	1	0	3	3	0	0	0	3
+30 mins.	0	8	0	0	8	0	0	0	0	0	0	3	3	0	6	1	0	0	0	1
+45 mins.	0	6	0	0	6	0	0	1	0	1	0	7	3	0	10	1	0	0	0	1
Total Volume	0	22	0	0	22	0	0	1	0	1	0	17	11	0	28	8	0	1	0	9
% App. Total	0	100	0	0		0	0	100	0		0	60.7	39.3	0		88.9	0	11.1	0	
PHF	.000	.688	.000	.000	.688	.000	.000	.250	.000	.250	.000	.607	.688	.000	.700	.667	.000	.250	.000	.563



Quality Counts, LLC

920 Blairhill Rd, STE B106
Charlotte, NC 28217

File Name : 14473021 - N Madison Blvd & N Main St

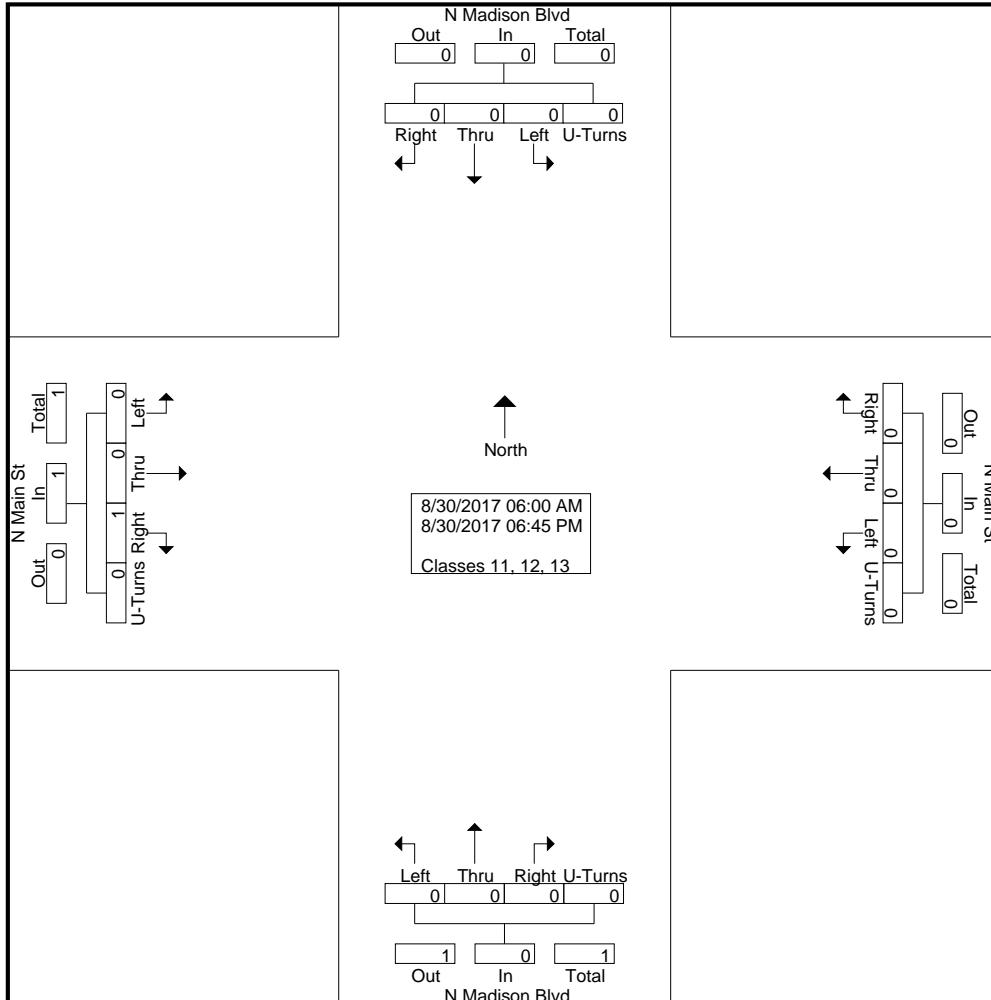
Site Code : 14473021

Start Date : 8/30/2017

Page No : 2

Groups Printed- Classes 11, 12, 13

Start Time	N Madison Blvd Southbound					N Main St Westbound					N Madison Blvd Northbound					N Main St Eastbound					Int. Total					
	Right	Thru	Left	U-Turns	App. Total	Right	Thru	Left	U-Turns	App. Total	Right	Thru	Left	U-Turns	App. Total	Right	Thru	Left	U-Turns	App. Total						
04:00 PM	0	0	0	0	0	0	0	0	0	0	0	0	0	0	0	0	0	0	0	0	0	0	0	0	0	0
04:15 PM	0	0	0	0	0	0	0	0	0	0	0	0	0	0	0	0	0	0	0	0	0	0	0	0	0	0
04:30 PM	0	0	0	0	0	0	0	0	0	0	0	0	0	0	0	0	0	0	0	0	0	0	0	0	0	0
04:45 PM	0	0	0	0	0	0	0	0	0	0	0	0	0	0	0	0	0	0	0	0	0	0	0	0	0	0
Total	0	0	0	0	0	0	0	0	0	0	0	0	0	0	0	0	0	0	0	0	0	0	0	0	0	0
05:00 PM	0	0	0	0	0	0	0	0	0	0	0	0	0	0	0	0	0	0	0	0	0	0	0	0	0	0
05:15 PM	0	0	0	0	0	0	0	0	0	0	0	0	0	0	0	0	0	0	0	0	0	0	0	0	0	0
05:30 PM	0	0	0	0	0	0	0	0	0	0	0	0	0	0	0	0	0	0	0	0	0	0	0	0	0	0
05:45 PM	0	0	0	0	0	0	0	0	0	0	0	0	0	0	0	0	0	0	0	0	0	0	0	0	0	0
Total	0	0	0	0	0	0	0	0	0	0	0	0	0	0	0	0	0	0	0	0	0	0	0	0	0	0
06:00 PM	0	0	0	0	0	0	0	0	0	0	0	0	0	0	0	0	0	0	0	0	0	0	0	0	0	0
06:15 PM	0	0	0	0	0	0	0	0	0	0	0	0	0	0	0	0	0	0	0	0	0	0	0	0	0	0
06:30 PM	0	0	0	0	0	0	0	0	0	0	0	0	0	0	0	0	0	0	0	0	0	0	0	0	0	0
06:45 PM	0	0	0	0	0	0	0	0	0	0	0	0	0	0	0	0	0	0	0	0	0	0	0	0	0	0
Total	0	0	0	0	0	0	0	0	0	0	0	0	0	0	0	0	0	0	0	0	0	0	0	0	0	0
Grand Total	0	0	0	0	0	0	0	0	0	0	0	0	0	0	0	1	0	0	0	1	1	0	0	0	1	1
Apprch %	0	0	0	0	0	0	0	0	0	0	0	0	0	0	0	100	0	0	0	100	0	0	0	0	0	0
Total %	0	0	0	0	0	0	0	0	0	0	0	0	0	0	0	100	0	0	0	100	0	0	0	0	0	0

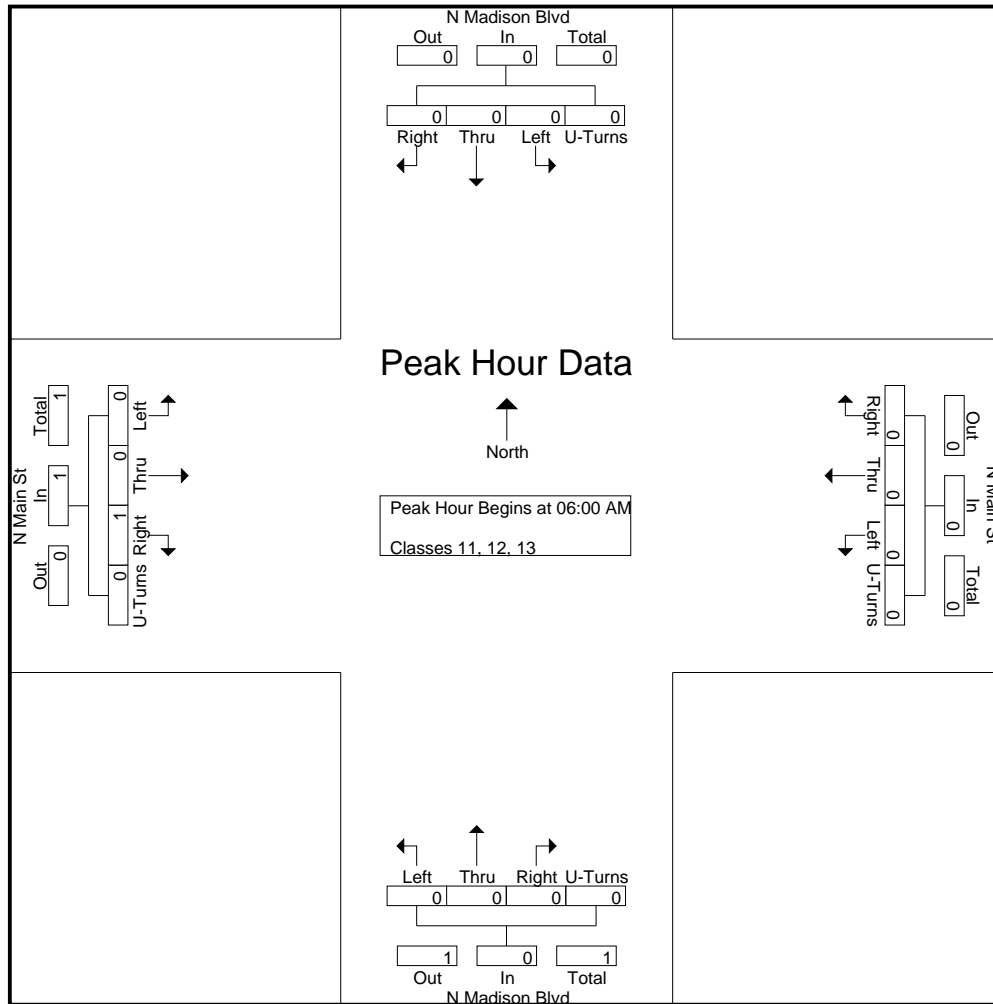


Quality Counts, LLC

920 Blairhill Rd, STE B106
Charlotte, NC 28217

File Name : 14473021 - N Madison Blvd & N Main St
Site Code : 14473021
Start Date : 8/30/2017
Page No : 3

Start Time	N Madison Blvd Southbound					N Main St Westbound					N Madison Blvd Northbound					N Main St Eastbound					Int. Total	
	Right	Thru	Left	U-Turns	App. Total	Right	Thru	Left	U-Turns	App. Total	Right	Thru	Left	U-Turns	App. Total	Right	Thru	Left	U-Turns	App. Total		
Peak Hour Analysis From 06:00 AM to 09:45 AM - Peak 1 of 1																						
Peak Hour for Entire Intersection Begins at 06:00 AM																						
06:00 AM	0	0	0	0	0	0	0	0	0	0	0	0	0	0	0	0	0	0	0	0	0	0
06:15 AM	0	0	0	0	0	0	0	0	0	0	0	0	0	0	0	1	0	0	0	0	1	1
06:30 AM	0	0	0	0	0	0	0	0	0	0	0	0	0	0	0	0	0	0	0	0	0	0
06:45 AM	0	0	0	0	0	0	0	0	0	0	0	0	0	0	0	0	0	0	0	0	0	0
Total Volume	0	0	0	0	0	0	0	0	0	0	0	0	0	0	0	1	0	0	0	0	1	1
% App. Total	0	0	0	0	0	0	0	0	0	0	0	0	0	0	0	100	0	0	0	0	1	1
PHF	.000	.000	.000	.000	.000	.000	.000	.000	.000	.000	.000	.000	.000	.000	.000	.250	.000	.000	.000	.250	.250	.250

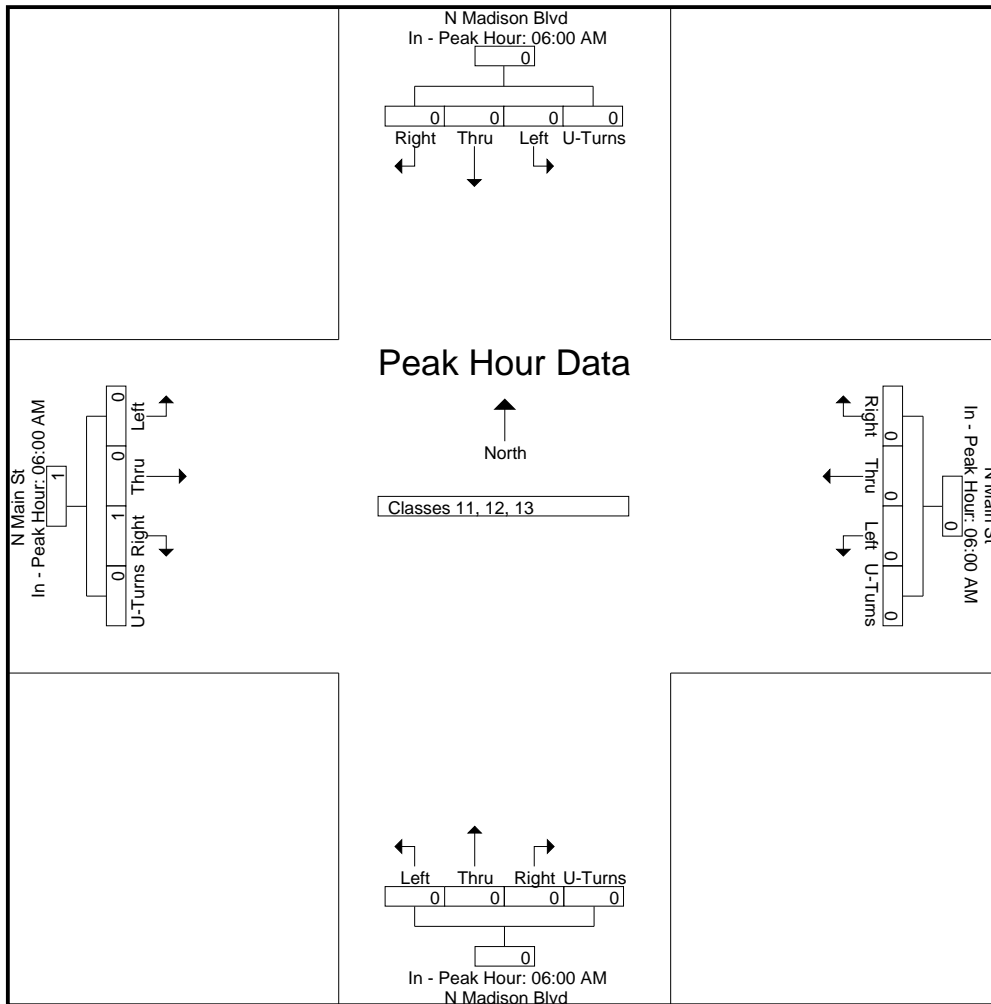


Quality Counts, LLC

920 Blairhill Rd, STE B106
Charlotte, NC 28217

File Name : 14473021 - N Madison Blvd & N Main St
Site Code : 14473021
Start Date : 8/30/2017
Page No : 4

Start Time	N Madison Blvd Southbound					N Main St Westbound					N Madison Blvd Northbound					N Main St Eastbound					Int. Total					
	Right	Thru	Left	U-Turns	App. Total	Right	Thru	Left	U-Turns	App. Total	Right	Thru	Left	U-Turns	App. Total	Right	Thru	Left	U-Turns	App. Total						
Peak Hour Analysis From 06:00 AM to 09:45 AM - Peak 1 of 1																										
Peak Hour for Each Approach Begins at:																										
	06:00 AM					06:00 AM					06:00 AM					06:00 AM										
+0 mins.	0	0	0	0	0	0	0	0	0	0	0	0	0	0	0	0	0	0	0	0	0	0	0	0	0	
+15 mins.	0	0	0	0	0	0	0	0	0	0	0	0	0	0	0	0	1	0	0	0	0	0	0	0	1	
+30 mins.	0	0	0	0	0	0	0	0	0	0	0	0	0	0	0	0	0	0	0	0	0	0	0	0	0	
+45 mins.	0	0	0	0	0	0	0	0	0	0	0	0	0	0	0	0	0	0	0	0	0	0	0	0	0	
Total Volume	0	0	0	0	0	0	0	0	0	0	0	0	0	0	0	1	0	0	0	0	0	0	0	0	1	
% App. Total	0	0	0	0	0	0	0	0	0	0	0	0	0	0	0	100	0	0	0	0	0	0	0	0	0	
PHF	.000	.000	.000	.000	.000	.000	.000	.000	.000	.000	.000	.000	.000	.000	.000	.250	.000	.000	.000	.000	.000	.000	.250			



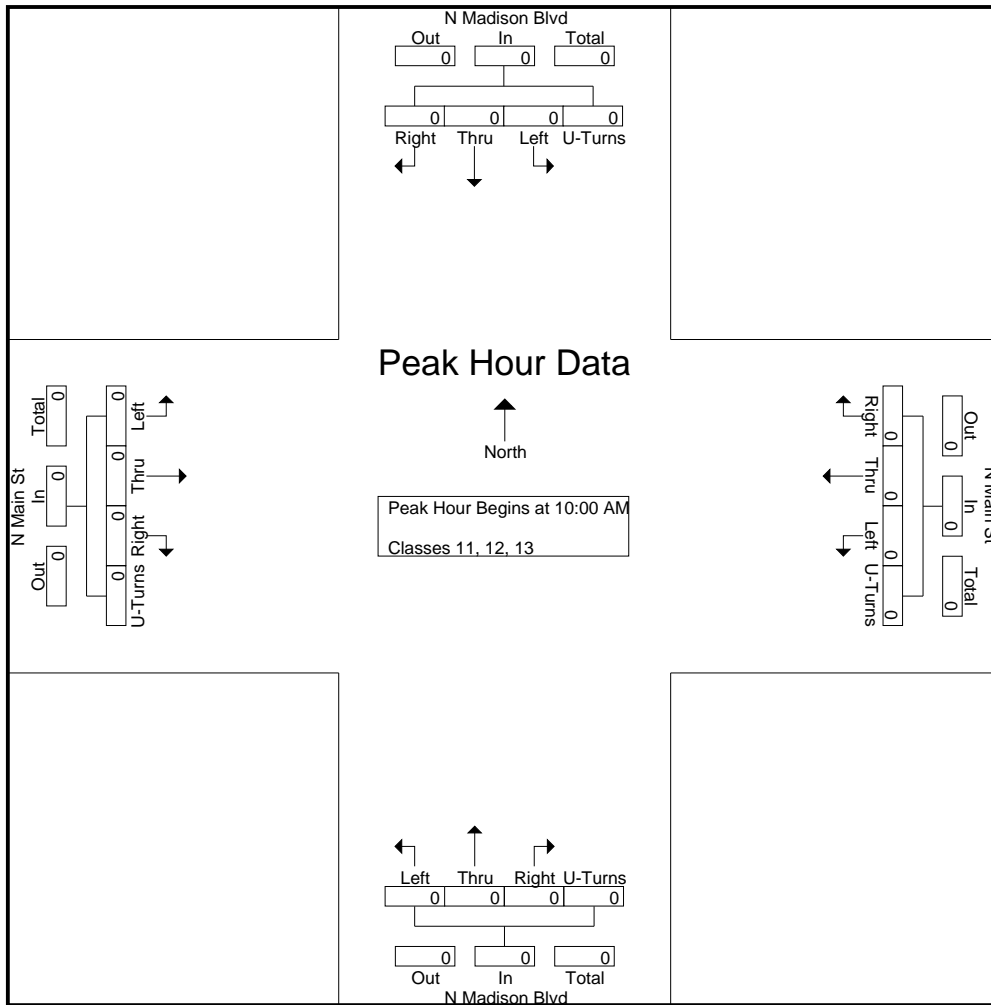
Quality Counts, LLC

920 Blairhill Rd, STE B106
Charlotte, NC 28217

File Name : 14473021 - N Madison Blvd & N Main St
Site Code : 14473021
Start Date : 8/30/2017
Page No : 5

Start Time	N Madison Blvd Southbound					N Main St Westbound					N Madison Blvd Northbound					N Main St Eastbound					Int. Total				
	Right	Thru	Left	U-Turns	App. Total	Right	Thru	Left	U-Turns	App. Total	Right	Thru	Left	U-Turns	App. Total	Right	Thru	Left	U-Turns	App. Total					
10:00 AM	0	0	0	0	0	0	0	0	0	0	0	0	0	0	0	0	0	0	0	0	0	0	0	0	0
10:15 AM	0	0	0	0	0	0	0	0	0	0	0	0	0	0	0	0	0	0	0	0	0	0	0	0	0
10:30 AM	0	0	0	0	0	0	0	0	0	0	0	0	0	0	0	0	0	0	0	0	0	0	0	0	0
10:45 AM	0	0	0	0	0	0	0	0	0	0	0	0	0	0	0	0	0	0	0	0	0	0	0	0	0
Total Volume	0	0	0	0	0	0	0	0	0	0	0	0	0	0	0	0	0	0	0	0	0	0	0	0	0
% App. Total	0	0	0	0	0	0	0	0	0	0	0	0	0	0	0	0	0	0	0	0	0	0	0	0	0
PHF	.000	.000	.000	.000	.000	.000	.000	.000	.000	.000	.000	.000	.000	.000	.000	.000	.000	.000	.000	.000	.000	.000	.000	.000	.000

Peak Hour Analysis From 10:00 AM to 02:45 PM - Peak 1 of 1
Peak Hour for Entire Intersection Begins at 10:00 AM



Quality Counts, LLC

920 Blairhill Rd, STE B106
Charlotte, NC 28217

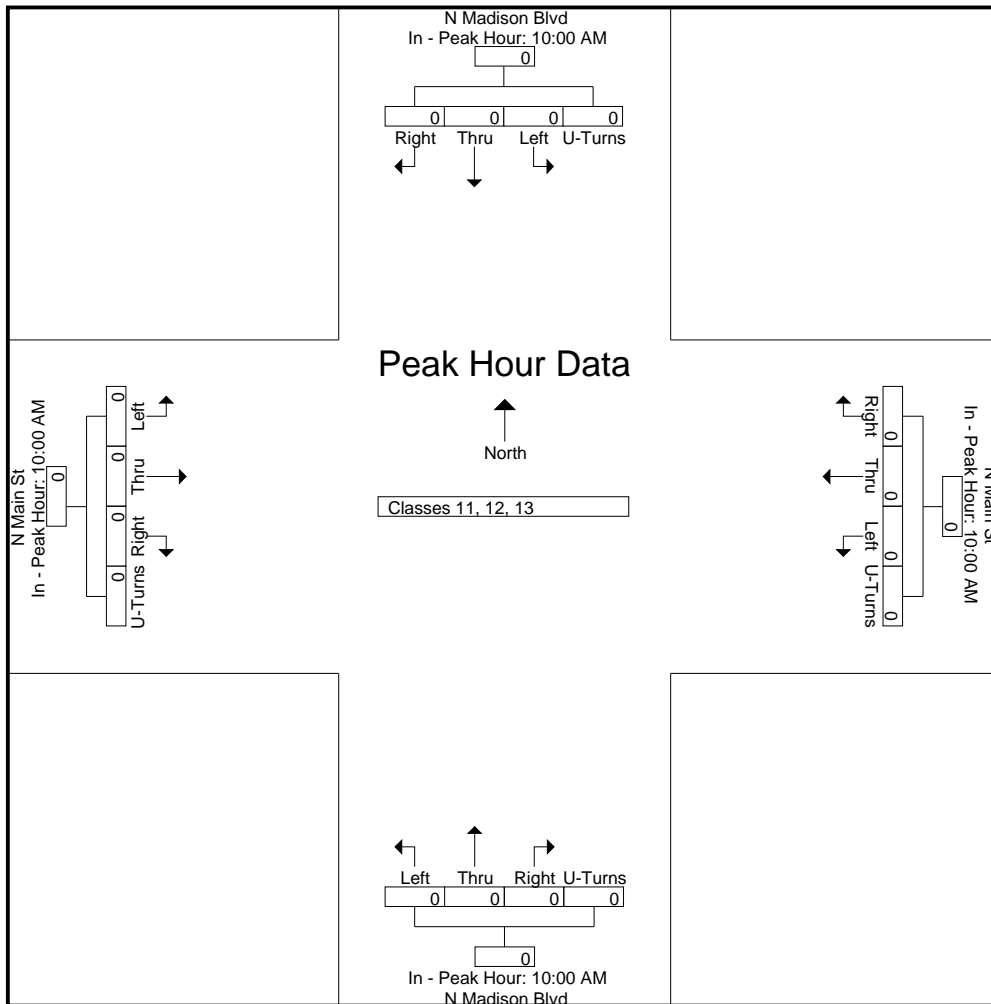
File Name : 14473021 - N Madison Blvd & N Main St
Site Code : 14473021
Start Date : 8/30/2017
Page No : 6

Start Time	N Madison Blvd Southbound					N Main St Westbound					N Madison Blvd Northbound					N Main St Eastbound					Int. Total
	Right	Thru	Left	U-Turns	App. Total	Right	Thru	Left	U-Turns	App. Total	Right	Thru	Left	U-Turns	App. Total	Right	Thru	Left	U-Turns	App. Total	

Peak Hour Analysis From 10:00 AM to 02:45 PM - Peak 1 of 1

Peak Hour for Each Approach Begins at:

	10:00 AM					10:00 AM					10:00 AM					10:00 AM									
+0 mins.	0	0	0	0	0	0	0	0	0	0	0	0	0	0	0	0	0	0	0	0	0	0	0	0	0
+15 mins.	0	0	0	0	0	0	0	0	0	0	0	0	0	0	0	0	0	0	0	0	0	0	0	0	0
+30 mins.	0	0	0	0	0	0	0	0	0	0	0	0	0	0	0	0	0	0	0	0	0	0	0	0	0
+45 mins.	0	0	0	0	0	0	0	0	0	0	0	0	0	0	0	0	0	0	0	0	0	0	0	0	0
Total Volume	0	0	0	0	0	0	0	0	0	0	0	0	0	0	0	0	0	0	0	0	0	0	0	0	0
% App. Total	0	0	0	0	0	0	0	0	0	0	0	0	0	0	0	0	0	0	0	0	0	0	0	0	0
PHF	.000	.000	.000	.000	.000	.000	.000	.000	.000	.000	.000	.000	.000	.000	.000	.000	.000	.000	.000	.000	.000	.000	.000	.000	.000



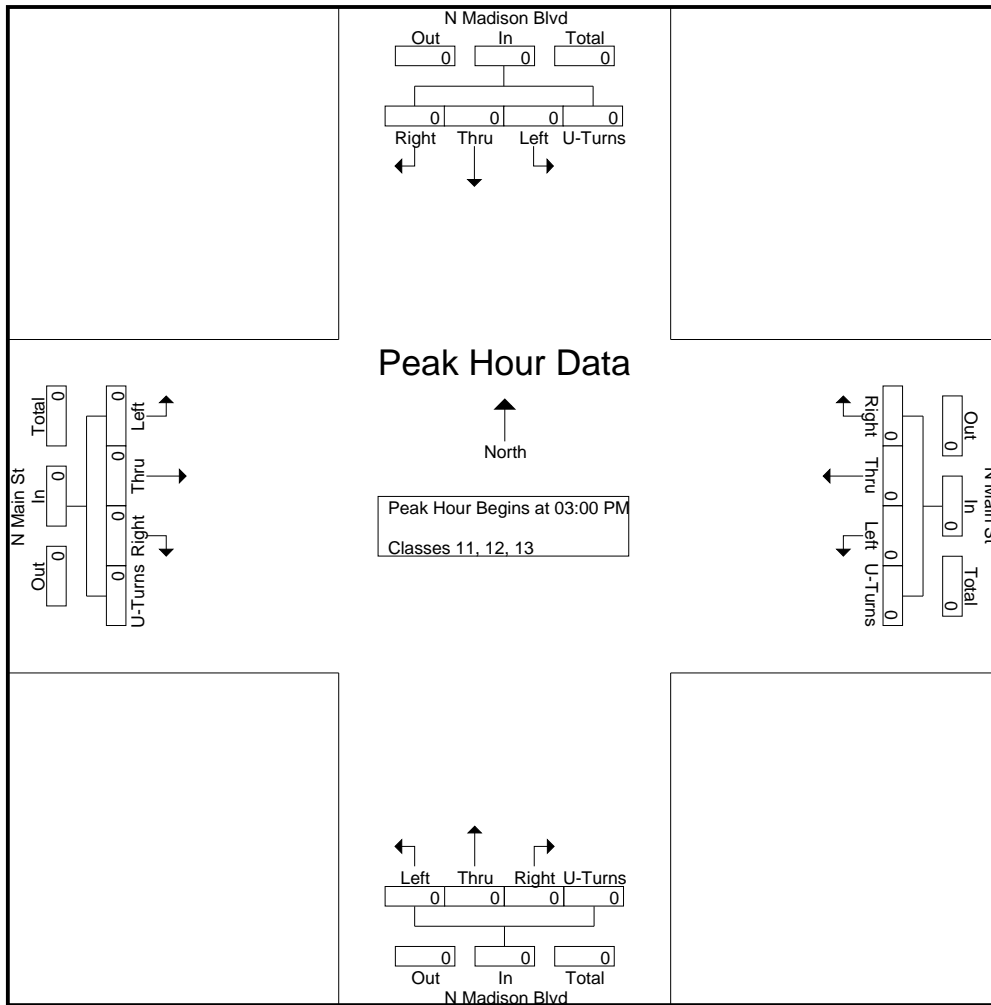
Quality Counts, LLC

920 Blairhill Rd, STE B106
Charlotte, NC 28217

File Name : 14473021 - N Madison Blvd & N Main St
Site Code : 14473021
Start Date : 8/30/2017
Page No : 7

Start Time	N Madison Blvd Southbound					N Main St Westbound					N Madison Blvd Northbound					N Main St Eastbound					Int. Total					
	Right	Thru	Left	U-Turns	App. Total	Right	Thru	Left	U-Turns	App. Total	Right	Thru	Left	U-Turns	App. Total	Right	Thru	Left	U-Turns	App. Total						
03:00 PM	0	0	0	0	0	0	0	0	0	0	0	0	0	0	0	0	0	0	0	0	0	0	0	0	0	0
03:15 PM	0	0	0	0	0	0	0	0	0	0	0	0	0	0	0	0	0	0	0	0	0	0	0	0	0	0
03:30 PM	0	0	0	0	0	0	0	0	0	0	0	0	0	0	0	0	0	0	0	0	0	0	0	0	0	0
03:45 PM	0	0	0	0	0	0	0	0	0	0	0	0	0	0	0	0	0	0	0	0	0	0	0	0	0	0
Total Volume	0	0	0	0	0	0	0	0	0	0	0	0	0	0	0	0	0	0	0	0	0	0	0	0	0	0
% App. Total	0	0	0	0	0	0	0	0	0	0	0	0	0	0	0	0	0	0	0	0	0	0	0	0	0	0
PHF	.000	.000	.000	.000	.000	.000	.000	.000	.000	.000	.000	.000	.000	.000	.000	.000	.000	.000	.000	.000	.000	.000	.000	.000	.000	.000

Peak Hour Analysis From 03:00 PM to 06:45 PM - Peak 1 of 1
Peak Hour for Entire Intersection Begins at 03:00 PM



Quality Counts, LLC

920 Blairhill Rd, STE B106
Charlotte, NC 28217

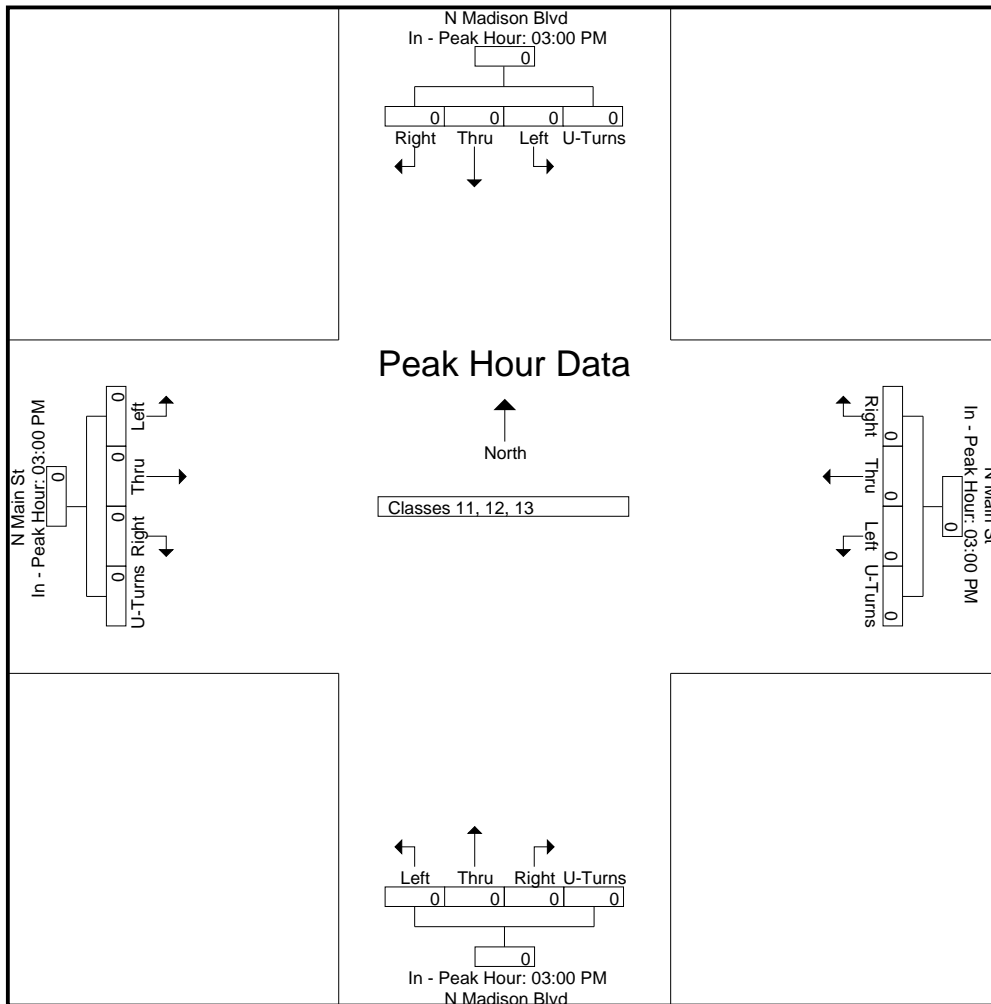
File Name : 14473021 - N Madison Blvd & N Main St
Site Code : 14473021
Start Date : 8/30/2017
Page No : 8

Start Time	N Madison Blvd Southbound					N Main St Westbound					N Madison Blvd Northbound					N Main St Eastbound					Int. Total
	Right	Thru	Left	U-Turns	App. Total	Right	Thru	Left	U-Turns	App. Total	Right	Thru	Left	U-Turns	App. Total	Right	Thru	Left	U-Turns	App. Total	

Peak Hour Analysis From 03:00 PM to 06:45 PM - Peak 1 of 1

Peak Hour for Each Approach Begins at:

	03:00 PM					03:00 PM					03:00 PM					03:00 PM									
+0 mins.	0	0	0	0	0	0	0	0	0	0	0	0	0	0	0	0	0	0	0	0	0	0	0	0	0
+15 mins.	0	0	0	0	0	0	0	0	0	0	0	0	0	0	0	0	0	0	0	0	0	0	0	0	0
+30 mins.	0	0	0	0	0	0	0	0	0	0	0	0	0	0	0	0	0	0	0	0	0	0	0	0	0
+45 mins.	0	0	0	0	0	0	0	0	0	0	0	0	0	0	0	0	0	0	0	0	0	0	0	0	0
Total Volume	0	0	0	0	0	0	0	0	0	0	0	0	0	0	0	0	0	0	0	0	0	0	0	0	0
% App. Total	0	0	0	0	0	0	0	0	0	0	0	0	0	0	0	0	0	0	0	0	0	0	0	0	0
PHF	.000	.000	.000	.000	.000	.000	.000	.000	.000	.000	.000	.000	.000	.000	.000	.000	.000	.000	.000	.000	.000	.000	.000	.000	.000



Quality Counts, LLC

920 Blairhill Rd, STE B106
Charlotte, NC 28217

File Name : 14473021 - N Madison Blvd & N Main St

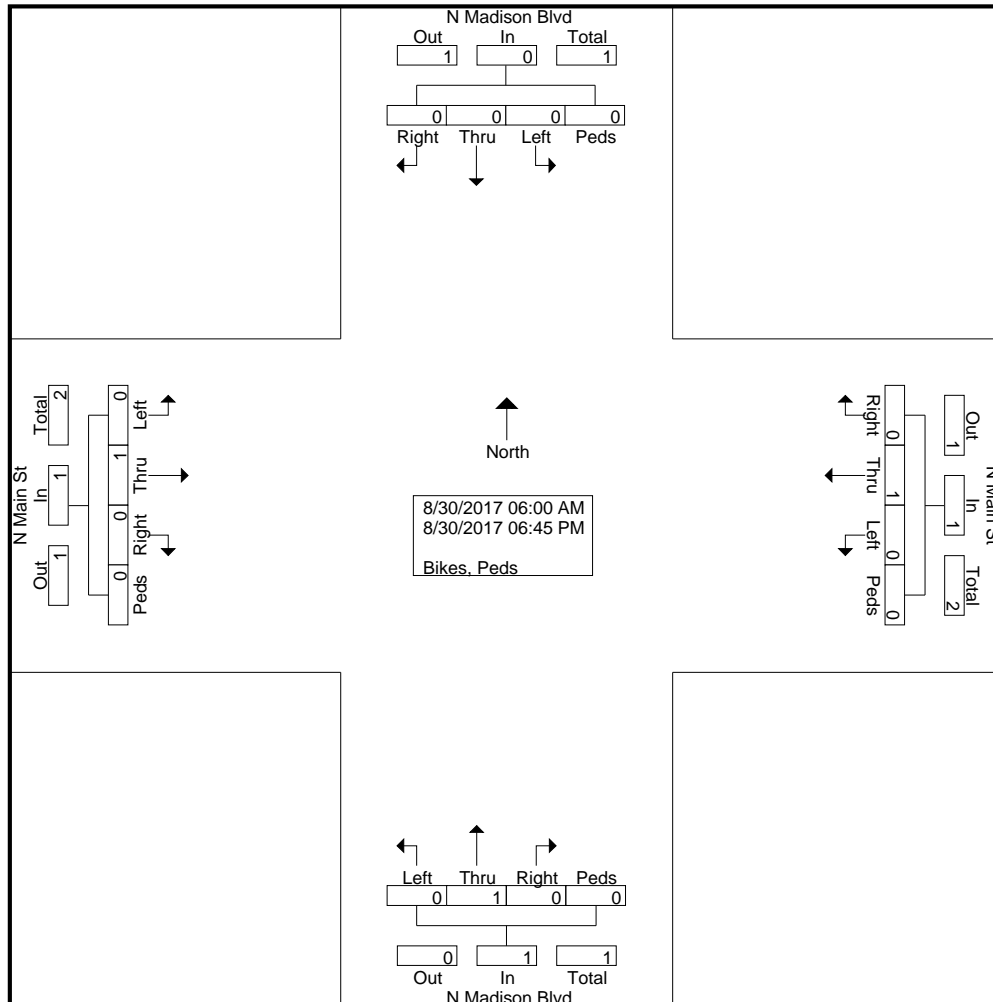
Site Code : 14473021

Start Date : 8/30/2017

Page No : 2

Groups Printed- Bikes, Peds

Start Time	N Madison Blvd Southbound					N Main St Westbound					N Madison Blvd Northbound					N Main St Eastbound					Int. Total					
	Right	Thru	Left	Peds	App. Total	Right	Thru	Left	Peds	App. Total	Right	Thru	Left	Peds	App. Total	Right	Thru	Left	Peds	App. Total						
04:00 PM	0	0	0	0	0	0	0	0	0	0	0	0	0	0	0	0	0	0	0	0	0	0	0	0	0	0
04:15 PM	0	0	0	0	0	0	0	0	0	0	0	0	0	0	0	0	0	0	0	0	0	0	0	0	0	0
04:30 PM	0	0	0	0	0	0	0	0	0	0	0	0	0	0	0	0	0	0	0	0	0	0	0	0	0	0
04:45 PM	0	0	0	0	0	0	0	0	0	0	0	0	0	0	0	0	0	0	0	0	0	0	0	0	0	0
Total	0	0	0	0	0	0	0	0	0	0	0	0	0	0	0	0	0	0	0	0	0	0	0	0	0	0
05:00 PM	0	0	0	0	0	0	0	0	0	0	0	0	0	0	0	0	0	0	0	0	0	0	0	0	0	0
05:15 PM	0	0	0	0	0	0	0	0	0	0	0	0	0	0	0	0	0	0	0	0	0	0	0	0	0	0
05:30 PM	0	0	0	0	0	0	0	0	0	0	0	0	0	0	0	0	0	0	0	0	0	0	0	0	0	0
05:45 PM	0	0	0	0	0	0	0	0	0	0	0	0	0	0	0	0	0	0	0	0	0	0	0	0	0	0
Total	0	0	0	0	0	0	0	0	0	0	0	0	0	0	0	0	0	0	0	0	0	0	0	0	0	0
06:00 PM	0	0	0	0	0	0	0	0	0	0	0	0	0	0	0	0	0	0	0	0	0	0	0	0	0	0
06:15 PM	0	0	0	0	0	0	0	0	0	0	0	0	0	0	0	0	0	0	0	0	0	0	0	0	0	0
06:30 PM	0	0	0	0	0	0	0	0	0	0	0	0	0	0	0	0	0	0	0	0	0	0	0	0	0	0
06:45 PM	0	0	0	0	0	0	0	0	0	0	0	0	0	0	0	0	0	0	0	0	0	0	0	0	0	0
Total	0	0	0	0	0	0	0	0	0	0	0	0	0	0	0	0	0	0	0	0	0	0	0	0	0	0
Grand Total	0	0	0	0	0	0	1	0	0	1	0	1	0	0	1	0	1	0	0	1	0	0	0	0	0	3
Apprch %	0	0	0	0		0	100	0	0		0	100	0	0		0	100	0	0		0	0	0	0		
Total %	0	0	0	0		0	33.3	0	0	33.3	0	33.3	0	0	33.3	0	33.3	0	0	33.3	0	0	0	0		

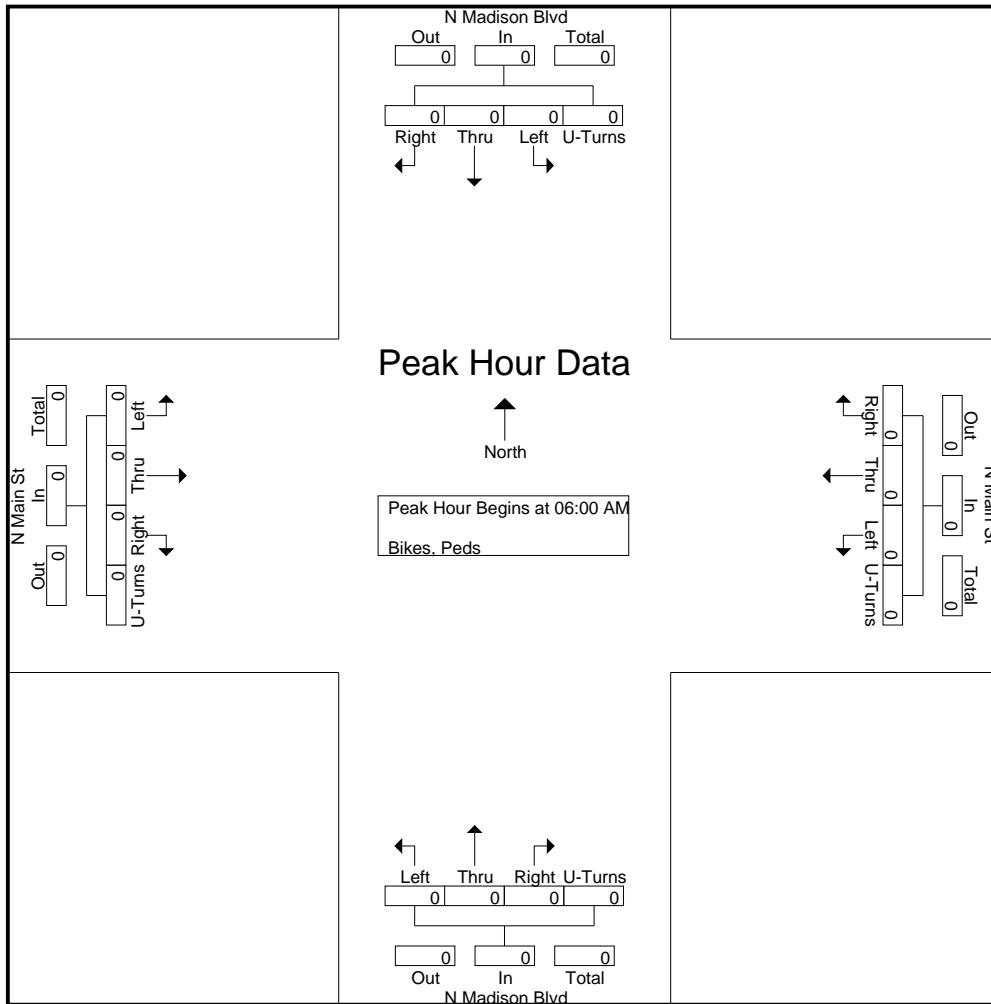


Quality Counts, LLC

920 Blairhill Rd, STE B106
Charlotte, NC 28217

File Name : 14473021 - N Madison Blvd & N Main St
Site Code : 14473021
Start Date : 8/30/2017
Page No : 3

Start Time	N Madison Blvd Southbound					N Main St Westbound					N Madison Blvd Northbound					N Main St Eastbound					Int. Total	
	Right	Thru	Left	Peds	App. Total	Right	Thru	Left	Peds	App. Total	Right	Thru	Left	Peds	App. Total	Right	Thru	Left	Peds	App. Total		
Peak Hour Analysis From 06:00 AM to 09:45 AM - Peak 1 of 1																						
Peak Hour for Entire Intersection Begins at 06:00 AM																						
06:00 AM	0	0	0	0	0	0	0	0	0	0	0	0	0	0	0	0	0	0	0	0	0	0
06:15 AM	0	0	0	0	0	0	0	0	0	0	0	0	0	0	0	0	0	0	0	0	0	0
06:30 AM	0	0	0	0	0	0	0	0	0	0	0	0	0	0	0	0	0	0	0	0	0	0
06:45 AM	0	0	0	0	0	0	0	0	0	0	0	0	0	0	0	0	0	0	0	0	0	0
Total Volume	0	0	0	0	0	0	0	0	0	0	0	0	0	0	0	0	0	0	0	0	0	0
% App. Total	0	0	0	0	0	0	0	0	0	0	0	0	0	0	0	0	0	0	0	0	0	0
PHF	.000	.000	.000	.000	.000	.000	.000	.000	.000	.000	.000	.000	.000	.000	.000	.000	.000	.000	.000	.000	.000	.000

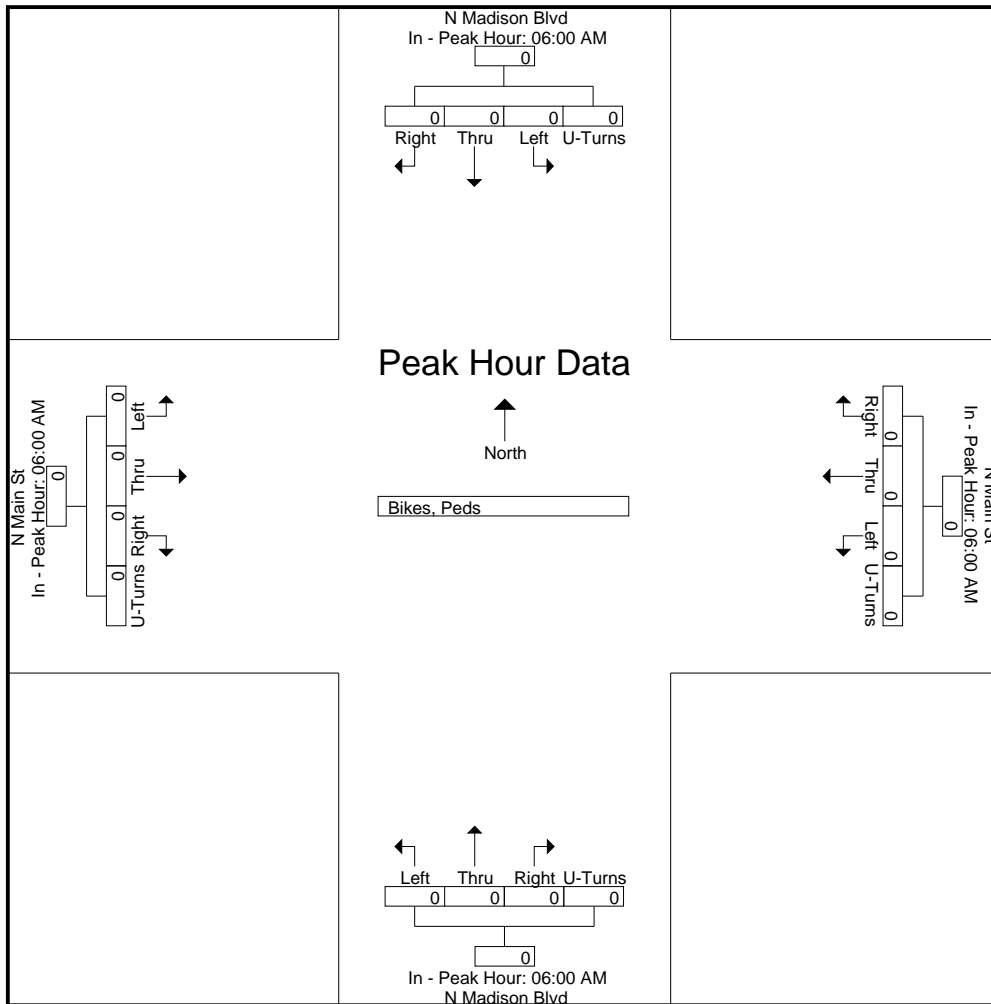


Quality Counts, LLC

920 Blairhill Rd, STE B106
Charlotte, NC 28217

File Name : 14473021 - N Madison Blvd & N Main St
Site Code : 14473021
Start Date : 8/30/2017
Page No : 4

Start Time	N Madison Blvd Southbound					N Main St Westbound					N Madison Blvd Northbound					N Main St Eastbound					Int. Total			
	Right	Thru	Left	Peds	App. Total	Right	Thru	Left	Peds	App. Total	Right	Thru	Left	Peds	App. Total	Right	Thru	Left	Peds	App. Total				
Peak Hour Analysis From 06:00 AM to 09:45 AM - Peak 1 of 1																								
Peak Hour for Each Approach Begins at:																								
	06:00 AM					06:00 AM					06:00 AM					06:00 AM								
+0 mins.	0	0	0	0	0	0	0	0	0	0	0	0	0	0	0	0	0	0	0	0	0	0	0	0
+15 mins.	0	0	0	0	0	0	0	0	0	0	0	0	0	0	0	0	0	0	0	0	0	0	0	0
+30 mins.	0	0	0	0	0	0	0	0	0	0	0	0	0	0	0	0	0	0	0	0	0	0	0	0
+45 mins.	0	0	0	0	0	0	0	0	0	0	0	0	0	0	0	0	0	0	0	0	0	0	0	0
Total Volume	0	0	0	0	0	0	0	0	0	0	0	0	0	0	0	0	0	0	0	0	0	0	0	0
% App. Total	0	0	0	0	0	0	0	0	0	0	0	0	0	0	0	0	0	0	0	0	0	0	0	0
PHF	.000	.000	.000	.000	.000	.000	.000	.000	.000	.000	.000	.000	.000	.000	.000	.000	.000	.000	.000	.000	.000	.000	.000	.000

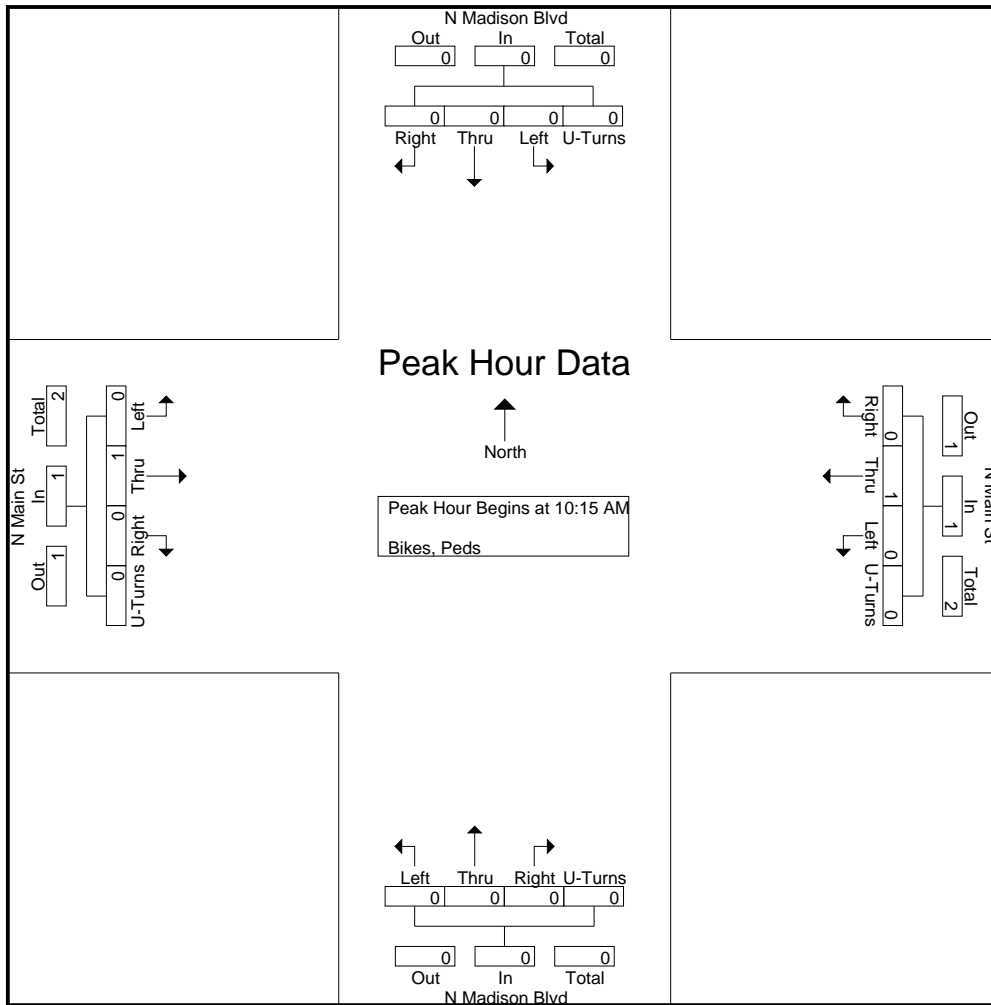


Quality Counts, LLC

920 Blairhill Rd, STE B106
Charlotte, NC 28217

File Name : 14473021 - N Madison Blvd & N Main St
Site Code : 14473021
Start Date : 8/30/2017
Page No : 5

Start Time	N Madison Blvd Southbound					N Main St Westbound					N Madison Blvd Northbound					N Main St Eastbound					Int. Total	
	Rig ht	Thr u	Left	Ped s	App. Total	Rig ht	Thr u	Left	Ped s	App. Total	Right	Thr u	Left	Peds	App. Total	Right	Thr u	Left	Peds	App. Total		
Peak Hour Analysis From 10:00 AM to 02:45 PM - Peak 1 of 1																						
Peak Hour for Entire Intersection Begins at 10:15 AM																						
10:15 AM	0	0	0	0	0	0	0	0	0	0	0	0	0	0	0	0	0	0	0	0	0	0
10:30 AM	0	0	0	0	0	0	0	0	0	0	0	0	0	0	0	0	1	0	0	1	0	1
10:45 AM	0	0	0	0	0	0	0	0	0	0	0	0	0	0	0	0	0	0	0	0	0	0
11:00 AM	0	0	0	0	0	0	1	0	0	1	0	0	0	0	0	0	0	0	0	0	0	1
Total Volume	0	0	0	0	0	0	1	0	0	1	0	0	0	0	0	0	1	0	0	1	0	2
% App. Total	0	0	0	0	0	0	100	0	0	0	0	0	0	0	0	0	100	0	0	0	0	100
PHF	.000	.000	.000	.000	.000	.000	.250	.000	.000	.250	.000	.000	.000	.000	.000	.000	.250	.000	.000	.250	.000	.500



Quality Counts, LLC

920 Blairhill Rd, STE B106
Charlotte, NC 28217

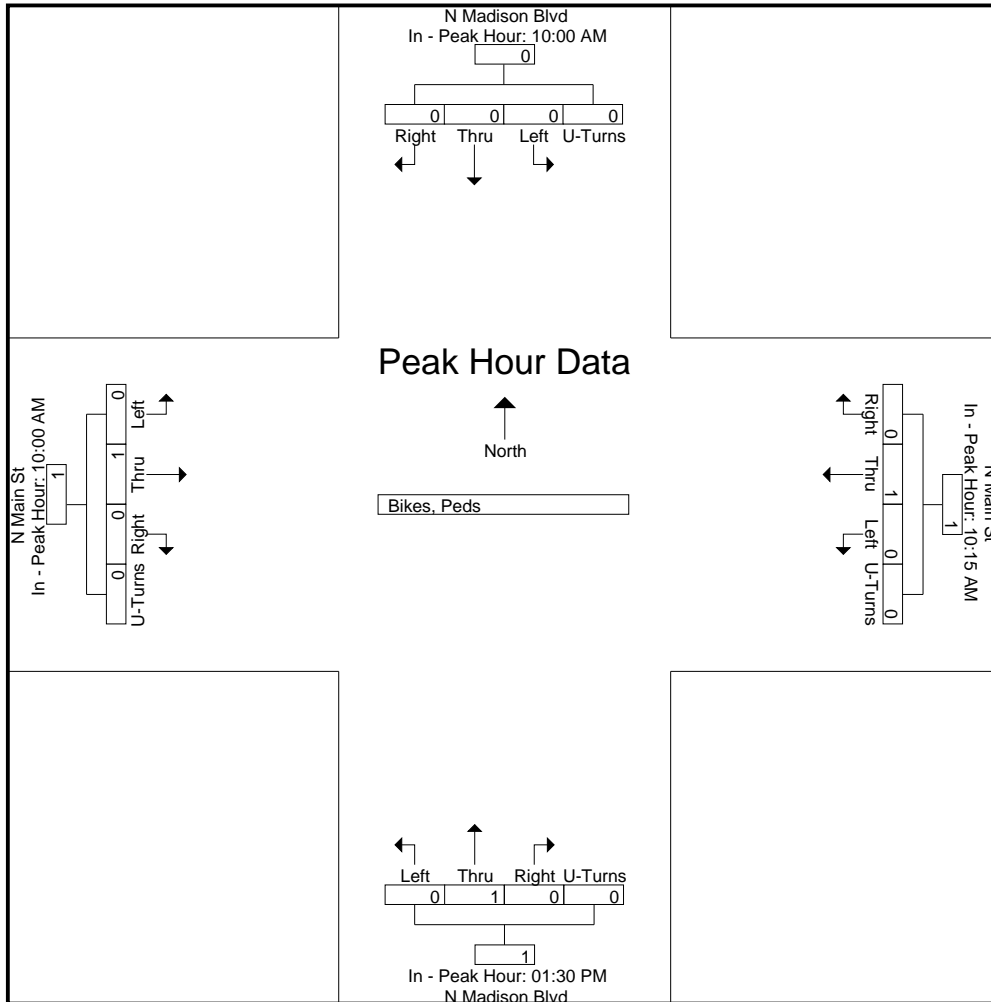
File Name : 14473021 - N Madison Blvd & N Main St
Site Code : 14473021
Start Date : 8/30/2017
Page No : 6

Start Time	N Madison Blvd Southbound					N Main St Westbound					N Madison Blvd Northbound					N Main St Eastbound					Int. Total
	Rig ht	Thr u	Left	Ped s	App. Total	Rig ht	Thr u	Left	Ped s	App. Total	Right	Thr u	Left	Peds	App. Total	Right	Thr u	Left	Peds	App. Total	

Peak Hour Analysis From 10:00 AM to 02:45 PM - Peak 1 of 1

Peak Hour for Each Approach Begins at:

	10:00 AM					10:15 AM					01:30 PM					10:00 AM									
+0 mins.	0	0	0	0	0	0	0	0	0	0	0	0	0	0	0	0	0	0	0	0	0	0	0	0	0
+15 mins.	0	0	0	0	0	0	0	0	0	0	0	0	0	0	0	0	0	0	0	0	0	0	0	0	0
+30 mins.	0	0	0	0	0	0	0	0	0	0	0	0	0	0	0	0	0	1	0	0	0	1	0	0	1
+45 mins.	0	0	0	0	0	0	1	0	0	1	0	1	0	0	1	0	1	0	0	1	0	0	0	0	0
Total Volume	0	0	0	0	0	0	1	0	0	1	0	1	0	0	1	0	1	0	0	1	0	1	0	0	1
% App. Total	0	0	0	0	0	0	100	0	0	0	0	100	0	0	0	0	100	0	0	0	0	100	0	0	0
PHF	.000	.000	.000	.000	.000	.000	.250	.000	.000	.250	.000	.250	.000	.000	.250	.000	.250	.000	.000	.250	.000	.250	.000	.000	.250

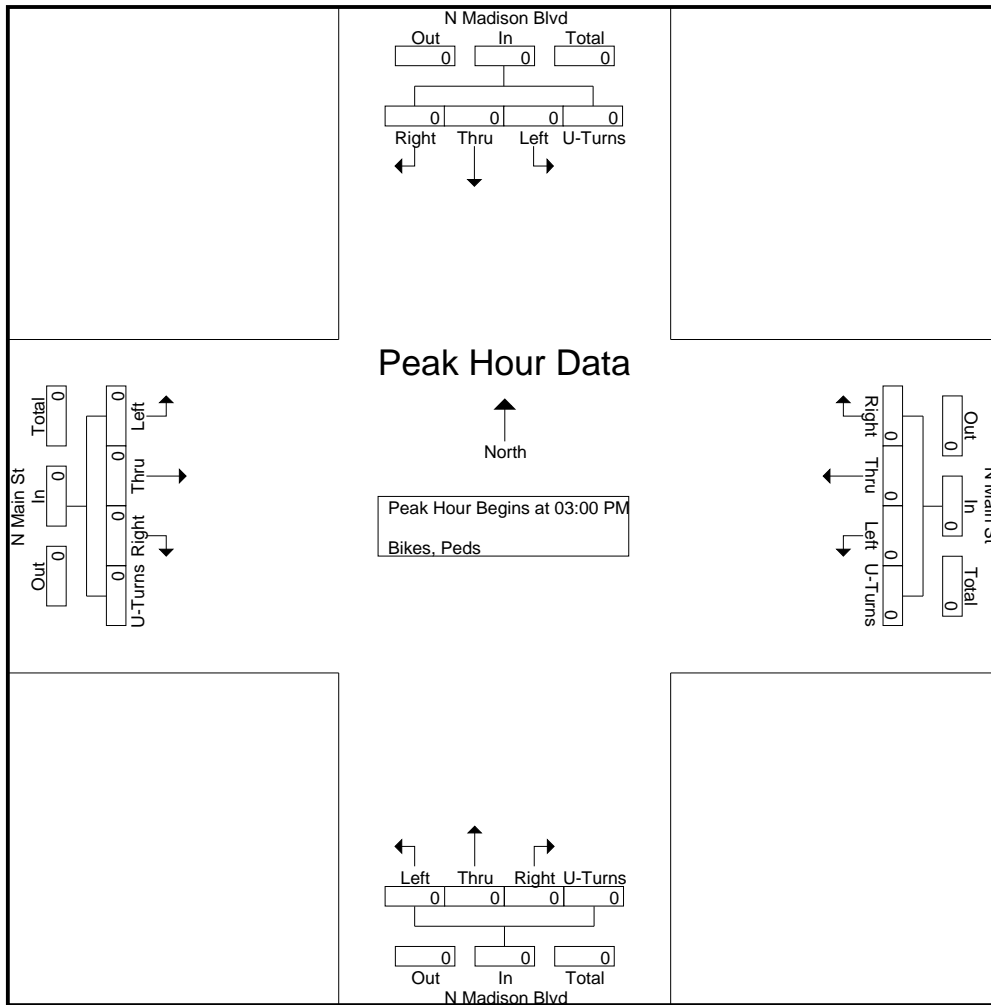


Quality Counts, LLC

920 Blairhill Rd, STE B106
Charlotte, NC 28217

File Name : 14473021 - N Madison Blvd & N Main St
Site Code : 14473021
Start Date : 8/30/2017
Page No : 7

Start Time	N Madison Blvd Southbound					N Main St Westbound					N Madison Blvd Northbound					N Main St Eastbound					Int. Total
	Rig ht	Thr u	Left	Ped s	App. Total	Rig ht	Thr u	Left	Ped s	App. Total	Right	Thr u	Left	Peds	App. Total	Right	Thr u	Left	Peds	App. Total	
Peak Hour Analysis From 03:00 PM to 06:45 PM - Peak 1 of 1																					
Peak Hour for Entire Intersection Begins at 03:00 PM																					
03:00 PM	0	0	0	0	0	0	0	0	0	0	0	0	0	0	0	0	0	0	0	0	0
03:15 PM	0	0	0	0	0	0	0	0	0	0	0	0	0	0	0	0	0	0	0	0	0
03:30 PM	0	0	0	0	0	0	0	0	0	0	0	0	0	0	0	0	0	0	0	0	0
03:45 PM	0	0	0	0	0	0	0	0	0	0	0	0	0	0	0	0	0	0	0	0	0
Total Volume	0	0	0	0	0	0	0	0	0	0	0	0	0	0	0	0	0	0	0	0	0
% App. Total	0	0	0	0	0	0	0	0	0	0	0	0	0	0	0	0	0	0	0	0	0
PHF	.000	.000	.000	.000	.000	.000	.000	.000	.000	.000	.000	.000	.000	.000	.000	.000	.000	.000	.000	.000	.000



Quality Counts, LLC

920 Blairhill Rd, STE B106
Charlotte, NC 28217

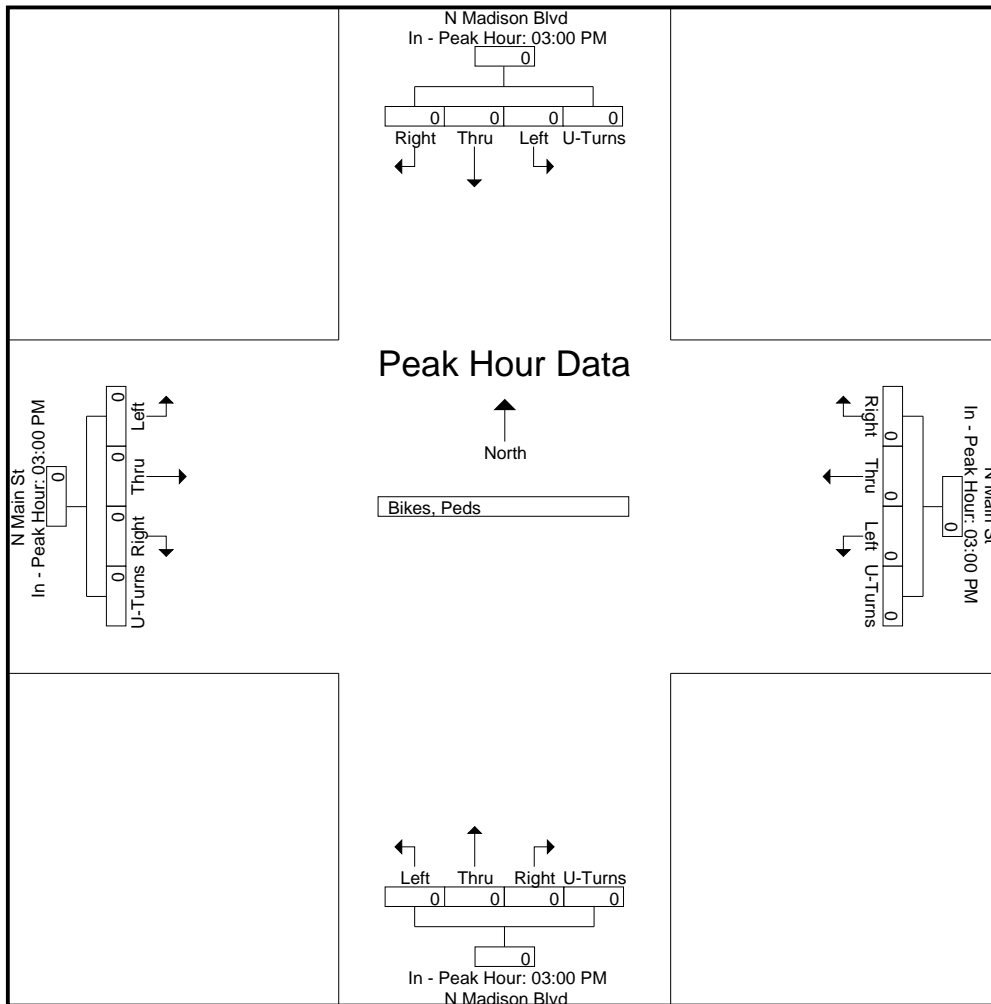
File Name : 14473021 - N Madison Blvd & N Main St
Site Code : 14473021
Start Date : 8/30/2017
Page No : 8

Start Time	N Madison Blvd Southbound					N Main St Westbound					N Madison Blvd Northbound					N Main St Eastbound					Int. Total
	Rig ht	Thr u	Left	Ped s	App. Total	Rig ht	Thr u	Left	Ped s	App. Total	Right	Thr u	Left	Peds	App. Total	Right	Thr u	Left	Peds	App. Total	

Peak Hour Analysis From 03:00 PM to 06:45 PM - Peak 1 of 1

Peak Hour for Each Approach Begins at:

	03:00 PM					03:00 PM					03:00 PM					03:00 PM									
+0 mins.	0	0	0	0	0	0	0	0	0	0	0	0	0	0	0	0	0	0	0	0	0	0	0	0	0
+15 mins.	0	0	0	0	0	0	0	0	0	0	0	0	0	0	0	0	0	0	0	0	0	0	0	0	0
+30 mins.	0	0	0	0	0	0	0	0	0	0	0	0	0	0	0	0	0	0	0	0	0	0	0	0	0
+45 mins.	0	0	0	0	0	0	0	0	0	0	0	0	0	0	0	0	0	0	0	0	0	0	0	0	0
Total Volume	0	0	0	0	0	0	0	0	0	0	0	0	0	0	0	0	0	0	0	0	0	0	0	0	0
% App. Total	0	0	0	0	0	0	0	0	0	0	0	0	0	0	0	0	0	0	0	0	0	0	0	0	0
PHF	.000	.000	.000	.000	.000	.000	.000	.000	.000	.000	.000	.000	.000	.000	.000	.000	.000	.000	.000	.000	.000	.000	.000	.000	.000



LOCATION: Durham Rd S of Oxford Rd SPECIFIC LOCATION: Durham Rd S of Oxford Rd CITY/STATE: Roxboro, NC															QC JOB #: 14473022 DIRECTION: NB DATE: Aug 30 2017				
Start Time	1 15	16 20	21 25	26 30	31 35	36 40	41 45	46 50	51 55	56 60	61 65	66 70	71 75	76 999	Total	Pace Speed	Number in Pace		
12:00 AM	0	0	3	6	14	26	12	6	0	1	1	0	1	0	70	31-40	40		
1:00 AM	1	0	0	3	5	10	11	0	1	0	0	0	0	0	31	36-45	21		
2:00 AM	0	0	1	2	4	17	8	1	0	0	0	0	0	0	33	36-45	25		
3:00 AM	3	0	2	3	14	14	19	7	1	0	2	0	0	0	65	36-45	32		
4:00 AM	4	0	0	1	9	11	9	4	0	0	0	0	0	0	38	31-40	20		
5:00 AM	3	1	4	5	22	35	32	6	0	0	0	0	0	0	108	36-45	67		
6:00 AM	8	0	9	24	52	73	59	18	5	4	0	0	0	0	252	36-45	132		
7:00 AM	23	8	15	64	159	212	224	86	11	0	0	0	0	0	802	36-45	435		
8:00 AM	21	14	23	75	129	149	133	40	8	1	0	0	0	0	593	36-45	282		
9:00 AM	16	1	56	115	111	151	96	27	5	0	0	0	0	0	578	31-40	262		
10:00 AM	25	14	75	104	119	132	65	20	0	0	0	0	0	0	554	31-40	250		
11:00 AM	18	5	73	170	153	166	88	24	0	0	0	0	0	0	697	26-35	323		
12:00 PM	20	12	72	189	187	141	107	23	2	0	0	0	0	0	753	26-35	375		
1:00 PM	19	7	72	164	174	171	92	30	1	0	0	0	0	0	730	31-40	345		
2:00 PM	16	0	55	157	174	202	111	16	2	0	0	0	0	0	733	31-40	375		
3:00 PM	29	2	63	174	217	185	126	26	2	0	0	0	0	0	824	31-40	402		
4:00 PM	39	5	47	208	221	248	195	40	9	1	0	0	0	0	1013	31-40	469		
5:00 PM	26	1	66	190	241	296	209	40	6	1	0	0	0	0	1076	31-40	537		
6:00 PM	26	1	54	201	206	214	136	30	8	0	0	0	0	0	876	31-40	419		
7:00 PM	13	6	63	158	151	152	99	21	3	0	0	0	0	0	666	26-35	309		
8:00 PM	7	1	23	136	150	132	33	4	0	0	0	0	0	0	486	26-35	286		
9:00 PM	7	2	30	81	104	81	25	5	1	0	0	0	0	0	336	27-36	185		
10:00 PM	1	2	18	50	51	45	21	4	0	0	0	0	0	0	192	26-35	100		
11:00 PM	2	2	11	41	54	68	34	3	0	0	0	0	0	0	215	31-40	121		
Day Total	327	84	835	2321	2721	2931	1944	481	65	8	3	0	1	0	11721	31-40	5652		
Percent	2.8%	0.7%	7.1%	19.8%	23.2%	25.0%	16.6%	4.1%	0.6%	0.1%	0.0%	0.0%	0.0%	0.0%					
ADT 11721																			
AM Peak Volume	10:00 AM	8:00 AM	10:00 AM	11:00 AM	7:00 AM	7:00 AM	7:00 AM	7:00 AM	7:00 AM	6:00 AM	3:00 AM	12:00 AM			7:00 AM				
	25	14	75	170	159	212	224	86	11	4	2	1			802				
PM Peak Volume	4:00 PM	12:00 PM	12:00 PM	4:00 PM	5:00 PM	5:00 PM	5:00 PM	4:00 PM	4:00 PM	4:00 PM							5:00 PM		
	39	12	72	208	241	296	209	40	9	1							1076		
<i>Comments:</i>																			

LOCATION: Durham Rd S of Oxford Rd SPECIFIC LOCATION: Durham Rd S of Oxford Rd CITY/STATE: Roxboro, NC															QC JOB #: 14473022 DIRECTION: NB DATE: Aug 31 2017					
Start Time	1 15	16 20	21 25	26 30	31 35	36 40	41 45	46 50	51 55	56 60	61 65	66 70	71 75	76 999	Total	Pace Speed	Number in Pace			
12:00 AM	0	0	2	15	14	32	10	6	0	0	0	0	0	0	79	31-40	46			
1:00 AM	0	0	2	2	8	19	12	2	0	1	0	0	0	0	46	36-45	30			
2:00 AM	0	0	0	4	14	24	17	2	0	0	0	0	0	0	61	36-45	41			
3:00 AM	3	0	5	5	6	20	10	3	2	0	0	0	0	0	54	36-45	30			
4:00 AM	25	7	9	7	7	3	3	0	0	0	0	0	0	0	61	8-17	16			
5:00 AM	3	0	2	6	28	29	27	7	0	0	0	0	0	0	102	36-45	56			
6:00 AM	2	1	2	34	56	64	35	14	2	0	0	0	0	0	210	31-40	120			
7:00 AM	27	2	35	78	170	236	170	66	10	0	0	0	0	0	794	32-41	406			
8:00 AM	13	4	15	84	139	186	108	41	8	0	0	0	0	0	598	31-40	325			
9:00 AM	21	7	57	127	185	134	54	19	3	0	1	0	0	0	608	31-40	318			
10:00 AM	13	8	42	164	162	138	60	9	1	1	0	0	0	0	598	26-35	325			
11:00 AM	31	4	62	212	185	145	79	17	4	0	0	0	0	0	739	26-35	397			
12:00 PM	21	7	73	256	226	134	57	12	2	0	0	0	0	0	788	26-35	482			
1:00 PM	24	10	43	230	230	153	73	19	3	1	0	0	0	0	786	26-35	460			
2:00 PM	27	8	55	275	199	148	73	17	1	1	0	0	0	0	804	26-35	473			
3:00 PM	44	18	78	273	220	191	92	21	1	0	0	0	0	0	938	26-35	493			
4:00 PM	45	11	61	286	349	236	118	22	2	0	0	0	0	0	1130	26-35	634			
5:00 PM	41	1	68	293	266	235	147	22	4	0	0	0	0	0	1077	26-35	559			
6:00 PM	34	6	34	232	273	213	99	22	2	1	0	0	0	0	916	26-35	505			
7:00 PM	19	6	45	220	177	129	62	13	0	1	0	0	0	0	672	26-35	396			
8:00 PM	12	4	39	160	128	126	59	7	1	0	0	0	0	0	536	26-35	288			
9:00 PM	2	4	27	89	84	79	21	4	0	0	0	0	0	0	310	26-35	173			
10:00 PM	4	0	18	61	64	48	31	4	0	0	0	0	0	0	230	26-35	125			
11:00 PM	2	1	11	47	66	79	33	14	0	0	0	0	0	0	253	31-40	145			
Day Total	413	109	785	3160	3256	2801	1450	363	46	6	1	0	0	0	12390	26-35	6416			
Percent	3.3%	0.9%	6.3%	25.5%	26.3%	22.6%	11.7%	2.9%	0.4%	0.0%	0.0%	0.0%	0.0%	0.0%						
ADT 12390																				
AM Peak Volume	11:00 AM	10:00 AM	11:00 AM	11:00 AM	9:00 AM	7:00 AM	7:00 AM	7:00 AM	7:00 AM	1:00 AM	9:00 AM							7:00 AM		
	31	8	62	212	185	236	170	66	10	1	1							794		
PM Peak Volume	4:00 PM	3:00 PM	3:00 PM	5:00 PM	4:00 PM	4:00 PM	5:00 PM	4:00 PM	5:00 PM	1:00 PM							4:00 PM			
	45	18	78	293	349	236	147	22	4	1							1130			
<i>Comments:</i>																				

LOCATION: Durham Rd S of Oxford Rd														QC JOB #: 14473022			
SPECIFIC LOCATION: Durham Rd S of Oxford Rd														DIRECTION: NB			
CITY/STATE: Roxboro, NC														DATE: Aug 30 2017 - Aug 31 2017			
Start Time	1 15	16 20	21 25	26 30	31 35	36 40	41 45	46 50	51 55	56 60	61 65	66 70	71 75	76 999	Total	Pace Speed	Number in Pace
Grand Total	740	193	1620	5481	5977	5732	3394	844	111	14	4	0	1	0	24111	31-40	11709
Percent	3.1%	0.8%	6.7%	22.7%	24.8%	23.8%	14.1%	3.5%	0.5%	0.1%	0.0%	0.0%	0.0%	0.0%			
Cumulative Percent	3.1%	3.9%	10.6%	33.3%	58.1%	81.9%	96.0%	99.5%	99.9%	100.0%	100.0%	100.0%	100.0%	100.0%			
ADT 12055															85th Percentile 41 MPH Mean Speed(Average) 33 MPH Median 33 MPH Mode: 33 MPH		
<i>Comments:</i>																	



LOCATION: Durham Rd S of Oxford Rd SPECIFIC LOCATION: Durham Rd S of Oxford Rd CITY/STATE: Roxboro, NC														QC JOB #: 14473022 DIRECTION: NB DATE: Aug 30 2017	
Start Time	Motor-cycles	Cars & Trailer	2 Axle Long	Buses	2 Axle 6 Tire	3 Axle Single	4 Axle Single	<5 Axle Double	5 Axle Double	>6 Axle Double	<6 Axle Multi	6 Axle Multi	>6 Axle Multi	Not Classified	Total
12:00 AM	0	55	11	0	3	0	0	0	0	1	0	0	0	0	70
1:00 AM	0	20	4	1	2	1	0	2	0	0	0	0	0	1	31
2:00 AM	0	29	2	1	0	1	0	0	0	0	0	0	0	0	33
3:00 AM	1	39	11	4	0	2	0	1	2	0	1	0	0	4	65
4:00 AM	2	26	7	1	0	0	0	0	0	0	0	0	0	2	38
5:00 AM	0	81	13	2	2	3	0	2	2	0	0	0	0	3	108
6:00 AM	3	159	53	2	12	1	0	8	8	0	0	0	0	6	252
7:00 AM	8	596	127	6	20	3	0	11	7	0	0	0	0	24	802
8:00 AM	5	414	107	3	18	7	0	11	13	0	0	0	0	15	593
9:00 AM	6	359	126	4	35	7	3	11	9	1	0	0	1	16	578
10:00 AM	13	358	101	6	23	10	0	6	6	2	0	0	3	26	554
11:00 AM	5	482	123	2	21	11	0	15	13	2	0	1	2	20	697
12:00 PM	10	540	125	2	22	8	5	13	10	1	0	0	0	17	753
1:00 PM	14	524	114	0	20	12	1	16	8	0	1	0	1	19	730
2:00 PM	4	534	125	2	17	7	2	9	11	1	1	0	1	19	733
3:00 PM	14	582	135	2	20	7	4	20	10	0	0	0	1	29	824
4:00 PM	20	736	158	2	23	11	2	11	6	1	0	0	1	42	1013
5:00 PM	7	825	172	2	18	7	1	6	4	0	2	0	3	29	1076
6:00 PM	11	661	133	1	23	2	0	9	4	3	2	0	0	27	876
7:00 PM	11	500	111	1	13	2	3	6	3	1	0	1	0	14	666
8:00 PM	2	385	73	0	10	2	0	4	3	0	0	0	0	7	486
9:00 PM	2	270	44	1	10	0	0	1	0	2	0	0	0	6	336
10:00 PM	3	162	23	0	3	0	0	0	0	0	0	0	0	1	192
11:00 PM	2	188	19	0	2	1	0	0	0	0	0	0	0	3	215
Day Total	143	8525	1917	45	317	105	21	162	119	15	7	2	13	330	11721
Percent	1.2%	72.7%	16.4%	0.4%	2.7%	0.9%	0.2%	1.4%	1.0%	0.1%	0.1%	0.0%	0.1%	2.8%	
ADT 11721															
AM Peak Volume	10:00 AM	7:00 AM	7:00 AM	7:00 AM	9:00 AM	11:00 AM	9:00 AM	11:00 AM	8:00 AM	10:00 AM	3:00 AM	11:00 AM	10:00 AM	10:00 AM	7:00 AM
PM Peak Volume	4:00 PM	5:00 PM	5:00 PM	12:00 PM	4:00 PM	1:00 PM	12:00 PM	3:00 PM	2:00 PM	6:00 PM	5:00 PM	7:00 PM	5:00 PM	4:00 PM	5:00 PM
	13	596	127	6	35	11	3	15	13	2	1	1	3	26	802
	20	825	172	2	23	12	5	20	11	3	2	1	3	42	1076

Comments:

LOCATION: Durham Rd S of Oxford Rd SPECIFIC LOCATION: Durham Rd S of Oxford Rd CITY/STATE: Roxboro, NC														QC JOB #: 14473022 DIRECTION: NB DATE: Aug 31 2017	
Start Time	Motor-cycles	Cars & Trailer	2 Axle Long	Buses	2 Axle 6 Tire	3 Axle Single	4 Axle Single	<5 Axle Double	5 Axle Double	>6 Axle Double	<6 Axle Multi	6 Axle Multi	>6 Axle Multi	Not Classified	Total
12:00 AM	0	66	12	1	0	0	0	0	0	0	0	0	0	0	79
1:00 AM	1	40	3	0	1	1	0	0	0	0	0	0	0	0	46
2:00 AM	0	51	8	0	1	1	0	0	0	0	0	0	0	0	61
3:00 AM	1	33	10	3	1	1	0	1	2	0	0	0	0	2	54
4:00 AM	5	30	5	2	3	0	0	1	3	0	0	0	0	12	61
5:00 AM	0	71	15	3	4	0	0	3	3	0	0	0	0	3	102
6:00 AM	0	138	47	0	12	1	0	2	6	2	0	0	0	2	210
7:00 AM	11	583	124	7	15	7	1	12	5	1	0	1	0	27	794
8:00 AM	3	422	105	5	20	1	1	14	12	1	1	0	0	13	598
9:00 AM	22	402	110	3	22	8	3	8	6	2	0	0	1	21	608
10:00 AM	8	403	119	4	25	8	1	7	4	1	1	1	2	14	598
11:00 AM	16	502	135	3	19	10	2	15	3	0	0	2	1	31	739
12:00 PM	14	558	139	0	21	8	1	13	7	4	0	0	0	23	788
1:00 PM	3	565	118	3	30	8	2	14	9	1	2	0	3	28	786
2:00 PM	25	547	141	4	19	12	0	15	8	3	1	0	2	27	804
3:00 PM	20	676	120	9	29	14	1	13	8	3	1	0	1	43	938
4:00 PM	18	873	144	2	18	5	0	9	6	3	2	0	1	49	1130
5:00 PM	10	816	159	2	16	3	2	14	4	3	5	1	0	42	1077
6:00 PM	5	695	144	3	22	5	0	5	1	2	0	1	0	33	916
7:00 PM	10	521	98	1	14	3	0	3	1	2	0	0	0	19	672
8:00 PM	3	423	80	1	11	1	1	4	0	0	0	0	0	12	536
9:00 PM	1	249	49	0	4	0	0	4	1	0	0	0	0	2	310
10:00 PM	1	204	17	0	2	0	0	2	0	0	0	0	0	4	230
11:00 PM	1	219	26	0	1	1	0	0	2	0	0	0	0	3	253
Day Total	178	9087	1928	56	310	98	15	159	91	28	13	6	11	410	12390
Percent	1.4%	73.3%	15.6%	0.5%	2.5%	0.8%	0.1%	1.3%	0.7%	0.2%	0.1%	0.0%	0.1%	3.3%	
ADT 12390															
AM Peak Volume	9:00 AM	7:00 AM	11:00 AM	7:00 AM	10:00 AM	11:00 AM	9:00 AM	11:00 AM	8:00 AM	6:00 AM	8:00 AM	11:00 AM	10:00 AM	11:00 AM	7:00 AM
	22	583	135	7	25	10	3	15	12	2	1	2	2	31	794
PM Peak Volume	2:00 PM	4:00 PM	5:00 PM	3:00 PM	1:00 PM	3:00 PM	1:00 PM	2:00 PM	1:00 PM	12:00 PM	5:00 PM	5:00 PM	1:00 PM	4:00 PM	4:00 PM
	25	873	159	9	30	14	2	15	9	4	5	1	3	49	1130
<i>Comments:</i>															

LOCATION: Durham Rd S of Oxford Rd													QC JOB #: 14473022		
SPECIFIC LOCATION: Durham Rd S of Oxford Rd													DIRECTION: NB		
CITY/STATE: Roxboro, NC													DATE: Aug 30 2017 - Aug 31 2017		
Start Time	Motor-cycles	Cars & Trailer	2 Axle Long	Buses	2 Axle 6 Tire	3 Axle Single	4 Axle Single	<5 Axle Double	5 Axle Double	>6 Axle Double	<6 Axle Multi	6 Axle Multi	>6 Axle Multi	Not Classified	Total
Grand Total	321	17612	3845	101	627	203	36	321	210	43	20	8	24	740	24111
Percent	1.3%	73.0%	15.9%	0.4%	2.6%	0.8%	0.1%	1.3%	0.9%	0.2%	0.1%	0.0%	0.1%	3.1%	
ADT 12055															
<i>Comments:</i>															



LOCATION: Durham Rd S of Oxford Rd SPECIFIC LOCATION: Durham Rd S of Oxford Rd CITY/STATE: Roxboro, NC						QC JOB #: 14473022 DIRECTION: NB DATE: Aug 30 2017 - Aug 31 2017				
Start Time	Mon	Tue	Wed 30-Aug-17	Thu 31-Aug-17	Fri	Average Weekday Hourly Traffic	Sat	Sun	Average Week Hourly Traffic	Average Week Profile
12:00 AM			70	79		75			75	
1:00 AM			31	46		39			39	
2:00 AM			33	61		47			47	
3:00 AM			65	54		60			60	
4:00 AM			38	61		50			50	
5:00 AM			108	102		105			105	
6:00 AM			252	210		231			231	
7:00 AM			802	794		798			798	
8:00 AM			593	598		596			596	
9:00 AM			578	608		593			593	
10:00 AM			554	598		576			576	
11:00 AM			697	739		718			718	
12:00 PM			753	788		771			771	
1:00 PM			730	786		758			758	
2:00 PM			733	804		769			769	
3:00 PM			824	938		881			881	
4:00 PM			1013	1130		1072			1072	
5:00 PM			1076	1077		1077			1077	
6:00 PM			876	916		896			896	
7:00 PM			666	672		669			669	
8:00 PM			486	536		511			511	
9:00 PM			336	310		323			323	
10:00 PM			192	230		211			211	
11:00 PM			215	253		234			234	
Day Total			11721	12390		12060			12060	
% Weekday Average			97.2%	102.7%						
% Week Average			97.2%	102.7%		100.0%				
AM Peak			7:00 AM	7:00 AM		7:00 AM			7:00 AM	
Volume			802	794		798			798	
PM Peak			5:00 PM	4:00 PM		5:00 PM			5:00 PM	
Volume			1076	1130		1077			1077	
<i>Comments:</i>										

LOCATION: Durham Rd S of Oxford Rd SPECIFIC LOCATION: Durham Rd S of Oxford Rd CITY/STATE: Roxboro, NC															QC JOB #: 14473022 DIRECTION: NB/SB DATE: Aug 30 2017			
Start Time	1 15	16 20	21 25	26 30	31 35	36 40	41 45	46 50	51 55	56 60	61 65	66 70	71 75	76 999	Total	Pace Speed	Number in Pace	
12:00 AM	0	0	3	9	16	33	15	7	1	1	1	0	1	0	87	35-44	48	
1:00 AM	1	0	0	4	7	19	17	1	1	1	1	0	0	0	52	36-45	36	
2:00 AM	0	0	1	2	8	26	14	2	0	0	0	0	0	0	53	36-45	39	
3:00 AM	3	0	2	4	16	26	42	12	1	0	3	2	1	1	113	36-45	68	
4:00 AM	9	0	0	3	24	68	58	13	1	0	0	0	0	0	176	36-45	125	
5:00 AM	14	1	4	12	54	168	180	36	5	0	1	1	0	0	476	36-45	348	
6:00 AM	21	1	13	52	128	303	289	65	14	4	0	0	0	0	890	36-45	591	
7:00 AM	53	15	30	110	266	449	448	134	18	0	0	0	0	0	1523	36-45	896	
8:00 AM	32	17	29	125	243	324	291	70	9	1	0	0	0	0	1141	36-45	615	
9:00 AM	22	8	75	181	245	292	200	37	5	0	0	0	0	0	1065	31-40	537	
10:00 AM	32	19	98	170	239	312	161	37	0	0	0	0	0	0	1068	31-40	551	
11:00 AM	28	10	102	244	339	372	169	39	0	0	0	0	0	0	1303	31-40	711	
12:00 PM	53	32	122	272	347	330	221	35	5	0	0	0	0	0	1417	31-40	677	
1:00 PM	43	23	107	246	340	368	184	39	1	0	0	0	0	0	1351	31-40	707	
2:00 PM	43	15	88	255	357	390	200	35	5	0	0	0	0	0	1388	31-40	747	
3:00 PM	115	44	134	290	398	368	222	45	2	0	0	0	0	0	1618	31-40	765	
4:00 PM	73	22	90	299	369	459	320	57	11	1	0	0	0	0	1701	31-40	827	
5:00 PM	59	18	103	278	438	550	348	59	7	1	0	0	0	0	1861	31-40	988	
6:00 PM	37	10	81	283	361	391	215	53	9	0	0	0	0	0	1440	31-40	752	
7:00 PM	24	8	74	239	281	297	173	29	4	0	0	0	0	0	1129	31-40	578	
8:00 PM	9	1	29	171	262	268	65	7	0	0	0	0	0	0	812	31-40	530	
9:00 PM	8	2	33	93	179	161	48	7	1	0	0	0	0	0	532	31-40	340	
10:00 PM	2	3	27	69	121	127	74	14	0	0	0	0	0	0	437	31-40	247	
11:00 PM	2	2	13	46	66	92	47	7	0	0	0	0	0	0	275	31-40	158	
Day Total	683	251	1258	3457	5104	6193	4001	840	100	9	6	3	2	1	21908	31-40	11296	
Percent	3.1%	1.1%	5.7%	15.8%	23.3%	28.3%	18.3%	3.8%	0.5%	0.0%	0.0%	0.0%	0.0%	0.0%				
ADT 21908																		
AM Peak Volume	7:00 AM	10:00 AM	11:00 AM	11:00 AM	11:00 AM	7:00 AM	7:00 AM	7:00 AM	7:00 AM	6:00 AM	3:00 AM	3:00 AM	12:00 AM	3:00 AM	7:00 AM			
	53	19	102	244	339	449	448	134	18	4	3	2	1	1	1523			
PM Peak Volume	3:00 PM	3:00 PM	3:00 PM	4:00 PM	5:00 PM	5:00 PM	5:00 PM	5:00 PM	4:00 PM	4:00 PM					5:00 PM			
	115	44	134	299	438	550	348	59	11	1					1861			
<i>Comments:</i>																		

LOCATION: Durham Rd S of Oxford Rd SPECIFIC LOCATION: Durham Rd S of Oxford Rd CITY/STATE: Roxboro, NC															QC JOB #: 14473022 DIRECTION: NB/SB DATE: Aug 31 2017				
Start Time	1 15	16 20	21 25	26 30	31 35	36 40	41 45	46 50	51 55	56 60	61 65	66 70	71 75	76 999	Total	Pace Speed	Number in Pace		
12:00 AM	0	0	2	16	18	43	20	9	0	0	0	0	0	0	108	36-45	63		
1:00 AM	0	0	2	2	10	29	15	3	0	1	0	0	0	0	62	36-45	44		
2:00 AM	0	0	0	5	19	33	23	3	0	0	0	0	0	0	83	36-45	55		
3:00 AM	4	0	7	5	12	32	22	7	3	0	0	0	0	0	92	36-45	54		
4:00 AM	35	15	24	21	19	37	33	4	1	0	0	0	0	0	189	36-45	69		
5:00 AM	6	2	4	16	54	142	190	60	3	0	0	0	0	0	477	36-45	332		
6:00 AM	18	2	10	72	126	270	297	81	6	0	0	0	0	0	882	36-45	567		
7:00 AM	53	14	58	129	278	442	375	121	13	0	1	0	0	0	1484	36-45	817		
8:00 AM	39	13	37	143	288	381	226	62	9	0	0	0	0	0	1198	31-40	669		
9:00 AM	27	12	80	208	339	285	140	27	5	0	1	0	0	0	1124	31-40	624		
10:00 AM	36	20	79	259	311	270	118	22	1	1	0	0	0	0	1117	31-40	581		
11:00 AM	49	12	96	312	362	328	146	26	4	0	0	0	0	0	1335	31-40	689		
12:00 PM	49	28	115	367	435	316	144	20	2	0	0	0	0	0	1476	26-35	802		
1:00 PM	47	19	91	344	430	321	159	26	3	1	0	0	0	0	1441	26-35	774		
2:00 PM	55	32	109	389	369	331	161	30	4	1	0	0	0	0	1481	26-35	757		
3:00 PM	119	64	138	428	448	392	188	37	2	0	0	0	0	0	1816	26-35	875		
4:00 PM	91	24	126	410	560	433	204	43	2	0	0	0	0	0	1893	31-40	992		
5:00 PM	87	34	114	400	464	422	244	37	6	0	0	0	0	0	1808	31-40	886		
6:00 PM	67	22	82	340	448	374	159	32	2	1	0	0	0	0	1527	31-40	821		
7:00 PM	27	8	66	297	361	236	104	17	0	1	0	0	0	0	1117	26-35	658		
8:00 PM	16	6	57	236	257	215	105	12	1	0	0	0	0	0	905	26-35	492		
9:00 PM	2	4	30	116	174	146	51	6	0	0	0	0	0	0	529	31-40	320		
10:00 PM	7	0	20	77	132	146	101	15	1	0	0	0	0	0	499	31-40	278		
11:00 PM	2	3	11	51	86	106	48	16	1	0	0	0	0	0	324	31-40	191		
Day Total	836	334	1358	4643	6000	5730	3273	716	69	6	2	0	0	0	22967	31-40	11730		
Percent	3.6%	1.5%	5.9%	20.2%	26.1%	24.9%	14.3%	3.1%	0.3%	0.0%	0.0%	0.0%	0.0%	0.0%					
ADT 22967																			
AM Peak Volume	7:00 AM	10:00 AM	11:00 AM	11:00 AM	11:00 AM	7:00 AM	7:00 AM	7:00 AM	7:00 AM	1:00 AM	7:00 AM						7:00 AM		
	53	20	96	312	362	442	375	121	13	1	1						1484		
PM Peak Volume	3:00 PM	3:00 PM	3:00 PM	3:00 PM	4:00 PM	4:00 PM	5:00 PM	4:00 PM	5:00 PM	1:00 PM						4:00 PM			
	119	64	138	428	560	433	244	43	6	1						1893			
<i>Comments:</i>																			

LOCATION: Durham Rd S of Oxford Rd														QC JOB #: 14473022			
SPECIFIC LOCATION: Durham Rd S of Oxford Rd														DIRECTION: NB/SB			
CITY/STATE: Roxboro, NC														DATE: Aug 30 2017 - Aug 31 2017			
Start Time	1 15	16 20	21 25	26 30	31 35	36 40	41 45	46 50	51 55	56 60	61 65	66 70	71 75	76 999	Total	Pace Speed	Number in Pace
Grand Total	1519	585	2616	8100	11104	11923	7274	1556	169	15	8	3	2	1	44875	31-40	23026
Percent	3.4%	1.3%	5.8%	18.1%	24.7%	26.6%	16.2%	3.5%	0.4%	0.0%	0.0%	0.0%	0.0%	0.0%			
Cumulative Percent	3.4%	4.7%	10.5%	28.6%	53.3%	79.9%	96.1%	99.6%	99.9%	100.0%	100.0%	100.0%	100.0%	100.0%			
ADT 22437															85th Percentile 41 MPH Mean Speed(Average) 33 MPH Median 34 MPH Mode: 38 MPH		
<i>Comments:</i>																	



LOCATION: Durham Rd S of Oxford Rd SPECIFIC LOCATION: Durham Rd S of Oxford Rd CITY/STATE: Roxboro, NC														QC JOB #: 14473022 DIRECTION: NB/SB DATE: Aug 30 2017	
Start Time	Motor-cycles	Cars & Trailer	2 Axle Long	Buses	2 Axle 6 Tire	3 Axle Single	4 Axle Single	<5 Axle Double	5 Axle Double	>6 Axle Double	<6 Axle Multi	6 Axle Multi	>6 Axle Multi	Not Classified	Total
12:00 AM	0	67	15	1	3	0	0	0	0	1	0	0	0	0	87
1:00 AM	0	34	8	2	3	1	0	3	0	0	0	0	0	1	52
2:00 AM	0	42	7	2	0	1	0	0	1	0	0	0	0	0	53
3:00 AM	2	74	19	4	3	3	0	1	2	0	1	0	0	4	113
4:00 AM	3	126	33	2	0	1	0	0	5	0	0	0	0	6	176
5:00 AM	5	341	86	2	11	6	1	3	7	2	0	0	0	12	476
6:00 AM	10	617	160	5	35	6	0	18	18	0	0	1	0	20	890
7:00 AM	29	1073	263	10	42	12	0	23	14	2	2	0	2	51	1523
8:00 AM	12	753	244	3	37	14	0	26	23	2	0	0	0	27	1141
9:00 AM	13	639	265	8	54	14	3	22	24	3	0	0	1	19	1065
10:00 AM	18	681	217	12	54	13	1	19	14	3	0	0	3	33	1068
11:00 AM	16	870	266	4	48	20	0	24	19	3	0	2	3	28	1303
12:00 PM	27	957	280	3	49	18	5	21	17	2	1	0	1	36	1417
1:00 PM	19	932	254	4	47	20	1	26	9	0	2	0	2	35	1351
2:00 PM	13	940	285	8	46	15	3	15	19	1	2	0	1	40	1388
3:00 PM	19	1119	285	6	46	9	5	29	13	1	0	0	2	84	1618
4:00 PM	32	1207	291	3	42	16	2	24	15	4	0	0	2	63	1701
5:00 PM	16	1376	321	5	45	11	1	16	10	1	3	0	4	52	1861
6:00 PM	19	1057	247	3	43	4	0	21	6	3	2	0	1	34	1440
7:00 PM	12	811	227	1	30	2	4	7	8	2	0	1	0	24	1129
8:00 PM	7	621	140	0	20	5	0	6	4	0	0	0	0	9	812
9:00 PM	3	409	90	2	14	1	1	1	1	2	1	0	0	7	532
10:00 PM	9	354	60	0	7	4	0	0	1	0	0	0	0	2	437
11:00 PM	2	232	28	0	8	1	0	0	1	0	0	0	0	3	275
Day Total	286	15332	4091	90	687	197	27	305	231	32	14	4	22	590	21908
Percent	1.3%	70.0%	18.7%	0.4%	3.1%	0.9%	0.1%	1.4%	1.1%	0.1%	0.1%	0.0%	0.1%	2.7%	
ADT 21908															
AM Peak	7:00 AM	7:00 AM	11:00 AM	10:00 AM	9:00 AM	11:00 AM	9:00 AM	8:00 AM	9:00 AM	9:00 AM	7:00 AM	11:00 AM	10:00 AM	7:00 AM	7:00 AM
Volume	29	1073	266	12	54	20	3	26	24	3	2	2	3	51	1523
PM Peak	4:00 PM	5:00 PM	5:00 PM	2:00 PM	12:00 PM	1:00 PM	12:00 PM	3:00 PM	2:00 PM	4:00 PM	5:00 PM	7:00 PM	5:00 PM	3:00 PM	5:00 PM
Volume	32	1376	321	8	49	20	5	29	19	4	3	1	4	84	1861
<i>Comments:</i>															

LOCATION: Durham Rd S of Oxford Rd SPECIFIC LOCATION: Durham Rd S of Oxford Rd CITY/STATE: Roxboro, NC														QC JOB #: 14473022 DIRECTION: NB/SB DATE: Aug 31 2017	
Start Time	Motor-cycles	Cars & Trailer	2 Axle Long	Buses	2 Axle 6 Tire	3 Axle Single	4 Axle Single	<5 Axle Double	5 Axle Double	>6 Axle Double	<6 Axle Multi	6 Axle Multi	>6 Axle Multi	Not Classified	Total
12:00 AM	0	86	18	1	1	0	0	0	2	0	0	0	0	0	108
1:00 AM	1	52	6	1	1	1	0	0	0	0	0	0	0	0	62
2:00 AM	0	65	15	0	1	1	0	0	1	0	0	0	0	0	83
3:00 AM	1	59	19	4	2	1	0	1	2	0	0	0	0	3	92
4:00 AM	6	122	26	4	5	1	0	1	8	0	1	0	0	15	189
5:00 AM	1	338	88	6	17	4	0	3	12	1	0	1	0	6	477
6:00 AM	4	605	180	2	34	13	0	8	13	3	0	0	2	18	882
7:00 AM	14	1043	264	9	40	15	2	28	12	4	0	1	0	52	1484
8:00 AM	9	817	232	11	43	6	2	26	19	1	1	1	1	29	1198
9:00 AM	31	705	251	6	49	12	3	18	18	2	0	1	3	25	1124
10:00 AM	18	692	271	11	44	16	1	16	10	2	1	2	2	31	1117
11:00 AM	20	894	266	6	44	17	2	23	14	0	0	2	2	45	1335
12:00 PM	19	977	328	5	47	14	2	22	14	4	0	0	0	44	1476
1:00 PM	9	965	294	7	71	12	2	19	11	2	2	1	4	42	1441
2:00 PM	36	966	300	8	51	22	1	21	22	3	1	0	3	47	1481
3:00 PM	34	1257	290	13	62	22	4	27	11	4	1	0	1	90	1816
4:00 PM	26	1386	305	5	42	6	1	19	16	5	3	1	3	75	1893
5:00 PM	20	1334	298	3	34	5	3	22	8	3	5	1	0	72	1808
6:00 PM	10	1103	281	4	44	8	0	16	5	2	0	2	0	52	1527
7:00 PM	16	834	197	1	27	4	0	5	4	2	0	0	0	27	1117
8:00 PM	6	673	173	2	21	2	1	6	5	0	0	0	0	16	905
9:00 PM	2	419	92	0	8	0	0	4	2	0	0	0	0	2	529
10:00 PM	3	418	62	0	6	0	0	3	0	0	0	0	0	7	499
11:00 PM	2	275	37	0	1	1	0	1	4	0	0	0	0	3	324
Day Total	288	16085	4293	109	695	183	24	289	213	38	15	13	21	701	22967
Percent	1.3%	70.0%	18.7%	0.5%	3.0%	0.8%	0.1%	1.3%	0.9%	0.2%	0.1%	0.1%	0.1%	3.1%	
ADT 22967															
AM Peak Volume	9:00 AM	7:00 AM	10:00 AM	8:00 AM	9:00 AM	11:00 AM	9:00 AM	7:00 AM	8:00 AM	7:00 AM	4:00 AM	10:00 AM	9:00 AM	7:00 AM	7:00 AM
PM Peak Volume	2:00 PM	4:00 PM	12:00 PM	3:00 PM	1:00 PM	2:00 PM	3:00 PM	3:00 PM	2:00 PM	4:00 PM	5:00 PM	6:00 PM	1:00 PM	3:00 PM	4:00 PM
	31	1043	271	11	49	17	3	28	19	4	1	2	3	52	1484
	36	1386	328	13	71	22	4	27	22	5	5	2	4	90	1893

Comments:

LOCATION: Durham Rd S of Oxford Rd													QC JOB #: 14473022		
SPECIFIC LOCATION: Durham Rd S of Oxford Rd													DIRECTION: NB/SB		
CITY/STATE: Roxboro, NC													DATE: Aug 30 2017 - Aug 31 2017		
Start Time	Motor-cycles	Cars & Trailer	2 Axle Long	Buses	2 Axle 6 Tire	3 Axle Single	4 Axle Single	<5 Axle Double	5 Axle Double	>6 Axle Double	<6 Axle Multi	6 Axle Multi	>6 Axle Multi	Not Classified	Total
Grand Total	574	31417	8384	199	1382	380	51	594	444	70	29	17	43	1291	44875
Percent	1.3%	70.0%	18.7%	0.4%	3.1%	0.8%	0.1%	1.3%	1.0%	0.2%	0.1%	0.0%	0.1%	2.9%	
ADT 22437															
<i>Comments:</i>															



LOCATION: Durham Rd S of Oxford Rd SPECIFIC LOCATION: Durham Rd S of Oxford Rd CITY/STATE: Roxboro, NC						QC JOB #: 14473022 DIRECTION: NB/SB DATE: Aug 30 2017 - Aug 31 2017				
Start Time	Mon	Tue	Wed 30-Aug-17	Thu 31-Aug-17	Fri	Average Weekday Hourly Traffic	Sat	Sun	Average Week Hourly Traffic	Average Week Profile
12:00 AM			87	108		98			98	
1:00 AM			52	62		57			57	
2:00 AM			53	83		68			68	
3:00 AM			113	92		103			103	
4:00 AM			176	189		183			183	
5:00 AM			476	477		477			477	
6:00 AM			890	882		886			886	
7:00 AM			1523	1484		1504			1504	
8:00 AM			1141	1198		1170			1170	
9:00 AM			1065	1124		1095			1095	
10:00 AM			1068	1117		1093			1093	
11:00 AM			1303	1335		1319			1319	
12:00 PM			1417	1476		1447			1447	
1:00 PM			1351	1441		1396			1396	
2:00 PM			1388	1481		1435			1435	
3:00 PM			1618	1816		1717			1717	
4:00 PM			1701	1893		1797			1797	
5:00 PM			1861	1808		1835			1835	
6:00 PM			1440	1527		1484			1484	
7:00 PM			1129	1117		1123			1123	
8:00 PM			812	905		859			859	
9:00 PM			532	529		531			531	
10:00 PM			437	499		468			468	
11:00 PM			275	324		300			300	
Day Total			21908	22967		22445			22445	
% Weekday Average			97.6%	102.3%						
% Week Average			97.6%	102.3%		100.0%				
AM Peak			7:00 AM	7:00 AM		7:00 AM			7:00 AM	
Volume			1523	1484		1504			1504	
PM Peak			5:00 PM	4:00 PM		5:00 PM			5:00 PM	
Volume			1861	1893		1835			1835	
<i>Comments:</i>										

LOCATION: Durham Rd S of Oxford Rd SPECIFIC LOCATION: Durham Rd S of Oxford Rd CITY/STATE: Roxboro, NC															QC JOB #: 14473022 DIRECTION: SB DATE: Aug 30 2017			
Start Time	1 15	16 20	21 25	26 30	31 35	36 40	41 45	46 50	51 55	56 60	61 65	66 70	71 75	76 999	Total	Pace Speed	Number in Pace	
12:00 AM	0	0	0	3	2	7	3	1	1	0	0	0	0	0	17	36-45	10	
1:00 AM	0	0	0	1	2	9	6	1	0	1	1	0	0	0	21	36-45	14	
2:00 AM	0	0	0	0	4	9	6	1	0	0	0	0	0	0	20	36-45	14	
3:00 AM	0	0	0	1	2	12	23	5	0	0	1	2	1	1	48	36-45	35	
4:00 AM	5	0	0	2	15	57	49	9	1	0	0	0	0	0	138	36-45	106	
5:00 AM	11	0	0	7	32	133	148	30	5	0	1	1	0	0	368	36-45	281	
6:00 AM	13	1	4	28	76	230	230	47	9	0	0	0	0	0	638	36-45	460	
7:00 AM	30	7	15	46	107	237	224	48	7	0	0	0	0	0	721	36-45	460	
8:00 AM	11	3	6	50	114	175	158	30	1	0	0	0	0	0	548	36-45	333	
9:00 AM	6	7	19	66	134	141	104	10	0	0	0	0	0	0	487	31-40	275	
10:00 AM	7	5	23	66	120	180	96	17	0	0	0	0	0	0	514	31-40	300	
11:00 AM	10	5	29	74	186	206	81	15	0	0	0	0	0	0	606	31-40	392	
12:00 PM	33	20	50	83	160	189	114	12	3	0	0	0	0	0	664	31-40	348	
1:00 PM	24	16	35	82	166	197	92	9	0	0	0	0	0	0	621	31-40	362	
2:00 PM	27	15	33	98	183	188	89	19	3	0	0	0	0	0	655	31-40	371	
3:00 PM	86	42	71	116	181	183	96	19	0	0	0	0	0	0	794	31-40	364	
4:00 PM	34	17	43	91	148	211	125	17	2	0	0	0	0	0	688	31-40	359	
5:00 PM	33	17	37	88	197	254	139	19	1	0	0	0	0	0	785	31-40	450	
6:00 PM	11	9	27	82	155	177	79	23	1	0	0	0	0	0	564	31-40	331	
7:00 PM	11	2	11	81	130	145	74	8	1	0	0	0	0	0	463	31-40	275	
8:00 PM	2	0	6	35	112	136	32	3	0	0	0	0	0	0	326	31-40	247	
9:00 PM	1	0	3	12	75	80	23	2	0	0	0	0	0	0	196	31-40	155	
10:00 PM	1	1	9	19	70	82	53	10	0	0	0	0	0	0	245	31-40	152	
11:00 PM	0	0	2	5	12	24	13	4	0	0	0	0	0	0	60	36-45	37	
Day Total	356	167	423	1136	2383	3262	2057	359	35	1	3	3	1	1	10187	31-40	5644	
Percent	3.5%	1.6%	4.2%	11.2%	23.4%	32.0%	20.2%	3.5%	0.3%	0.0%	0.0%	0.0%	0.0%	0.0%				
ADT 10187																		
AM Peak Volume	7:00 AM	7:00 AM	11:00 AM	11:00 AM	11:00 AM	7:00 AM	6:00 AM	7:00 AM	6:00 AM	1:00 AM	1:00 AM	3:00 AM	3:00 AM	3:00 AM	7:00 AM			
	30	7	29	74	186	237	230	48	9	1	1	2	1	1	721			
PM Peak Volume	3:00 PM	3:00 PM	3:00 PM	3:00 PM	5:00 PM	5:00 PM	5:00 PM	6:00 PM	12:00 PM						3:00 PM			
	86	42	71	116	197	254	139	23	3						794			
<i>Comments:</i>																		

LOCATION: Durham Rd S of Oxford Rd SPECIFIC LOCATION: Durham Rd S of Oxford Rd CITY/STATE: Roxboro, NC															QC JOB #: 14473022 DIRECTION: SB DATE: Aug 31 2017			
Start Time	1 15	16 20	21 25	26 30	31 35	36 40	41 45	46 50	51 55	56 60	61 65	66 70	71 75	76 999	Total	Pace Speed	Number in Pace	
12:00 AM	0	0	0	1	4	11	10	3	0	0	0	0	0	0	29	36-45	21	
1:00 AM	0	0	0	0	2	10	3	1	0	0	0	0	0	0	16	36-45	13	
2:00 AM	0	0	0	1	5	9	6	1	0	0	0	0	0	0	22	36-45	14	
3:00 AM	1	0	2	0	6	12	12	4	1	0	0	0	0	0	38	36-45	23	
4:00 AM	10	8	15	14	12	34	30	4	1	0	0	0	0	0	128	36-45	64	
5:00 AM	3	2	2	10	26	113	163	53	3	0	0	0	0	0	375	36-45	276	
6:00 AM	16	1	8	38	70	206	262	67	4	0	0	0	0	0	672	36-45	467	
7:00 AM	26	12	23	51	108	206	205	55	3	0	1	0	0	0	690	36-45	411	
8:00 AM	26	9	22	59	149	195	118	21	1	0	0	0	0	0	600	31-40	344	
9:00 AM	6	5	23	81	154	151	86	8	2	0	0	0	0	0	516	31-40	305	
10:00 AM	23	12	37	95	149	132	58	13	0	0	0	0	0	0	519	31-40	280	
11:00 AM	18	8	34	100	177	183	67	9	0	0	0	0	0	0	596	31-40	360	
12:00 PM	28	21	42	111	209	182	87	8	0	0	0	0	0	0	688	31-40	390	
1:00 PM	23	9	48	114	200	168	86	7	0	0	0	0	0	0	655	31-40	368	
2:00 PM	28	24	54	114	170	183	88	13	3	0	0	0	0	0	677	31-40	353	
3:00 PM	75	46	60	155	228	201	96	16	1	0	0	0	0	0	878	31-40	429	
4:00 PM	46	13	65	124	211	197	86	21	0	0	0	0	0	0	763	31-40	407	
5:00 PM	46	33	46	107	198	187	97	15	2	0	0	0	0	0	731	31-40	384	
6:00 PM	33	16	48	108	175	161	60	10	0	0	0	0	0	0	611	31-40	336	
7:00 PM	8	2	21	77	184	107	42	4	0	0	0	0	0	0	445	31-40	290	
8:00 PM	4	2	18	76	129	89	46	5	0	0	0	0	0	0	369	31-40	218	
9:00 PM	0	0	3	27	90	67	30	2	0	0	0	0	0	0	219	31-40	156	
10:00 PM	3	0	2	16	68	98	70	11	1	0	0	0	0	0	269	36-45	168	
11:00 PM	0	2	0	4	20	27	15	2	1	0	0	0	0	0	71	31-40	47	
Day Total	423	225	573	1483	2744	2929	1823	353	23	0	1	0	0	0	10577	31-40	5672	
Percent	4.0%	2.1%	5.4%	14.0%	25.9%	27.7%	17.2%	3.3%	0.2%	0.0%	0.0%	0.0%	0.0%	0.0%				
ADT 10577																		
AM Peak Volume	7:00 AM	7:00 AM	10:00 AM	11:00 AM	11:00 AM	6:00 AM	6:00 AM	6:00 AM	6:00 AM	7:00 AM					7:00 AM			
	26	12	37	100	177	206	262	67	4	1					690			
PM Peak Volume	3:00 PM	3:00 PM	4:00 PM	3:00 PM	3:00 PM	3:00 PM	5:00 PM	4:00 PM	2:00 PM							3:00 PM		
	75	46	65	155	228	201	97	21	3							878		
<i>Comments:</i>																		

LOCATION: Durham Rd S of Oxford Rd SPECIFIC LOCATION: Durham Rd S of Oxford Rd CITY/STATE: Roxboro, NC															QC JOB #: 14473022 DIRECTION: SB DATE: Sep 01 2017															
Start Time	15	16	20	21	25	26	30	31	35	36	40	41	45	46	50	51	55	56	60	61	65	66	70	71	75	76	999	Total	Pace Speed	Number in Pace
12:00 AM	0	0	0	0	0	0	0	0	0	0	0	0	0	0	0	0	0	0	0	0	0	0	0	0	0	0	0	0	0	0
1:00 AM																														
2:00 AM																														
3:00 AM																														
4:00 AM																														
5:00 AM																														
6:00 AM																														
7:00 AM																														
8:00 AM																														
9:00 AM																														
10:00 AM																														
11:00 AM																														
12:00 PM																														
1:00 PM																														
2:00 PM																														
3:00 PM																														
4:00 PM																														
5:00 PM																														
6:00 PM																														
7:00 PM																														
8:00 PM																														
9:00 PM																														
10:00 PM																														
11:00 PM																														
Day Total	0	0	0	0	0	0	0	0	0	0	0	0	0	0	0	0	0	0	0	0	0	0	0	0	0	0	0	0	0	0
Percent	0.0%	0.0%	0.0%	0.0%	0.0%	0.0%	0.0%	0.0%	0.0%	0.0%	0.0%	0.0%	0.0%	0.0%	0.0%	0.0%	0.0%	0.0%	0.0%	0.0%	0.0%	0.0%	0.0%	0.0%	0.0%	0.0%	0.0%	0.0%	0.0%	

AM Peak Volume																12:00 AM														
PM Peak Volume																0														
<i>Comments:</i>																														

LOCATION: Durham Rd S of Oxford Rd														QC JOB #: 14473022			
SPECIFIC LOCATION: Durham Rd S of Oxford Rd														DIRECTION: SB			
CITY/STATE: Roxboro, NC														DATE: Aug 30 2017 - Sep 01 2017			
Start Time	1 15	16 20	21 25	26 30	31 35	36 40	41 45	46 50	51 55	56 60	61 65	66 70	71 75	76 999	Total	Pace Speed	Number in Pace
Grand Total	779	392	996	2619	5127	6191	3880	712	58	1	4	3	1	1	20764	31-40	11318
Percent	3.8%	1.9%	4.8%	12.6%	24.7%	29.8%	18.7%	3.4%	0.3%	0.0%	0.0%	0.0%	0.0%	0.0%			
Cumulative Percent	3.8%	5.6%	10.4%	23.0%	47.7%	77.6%	96.2%	99.7%	100.0%	100.0%	100.0%	100.0%	100.0%	100.0%			
ADT 10382															85th Percentile 41 MPH Mean Speed(Average) 34 MPH		
<i>Comments:</i>															Median 35 MPH Mode: 38 MPH		



LOCATION: Durham Rd S of Oxford Rd SPECIFIC LOCATION: Durham Rd S of Oxford Rd CITY/STATE: Roxboro, NC														QC JOB #: 14473022 DIRECTION: SB DATE: Aug 30 2017	
Start Time	Motor-cycles	Cars & Trailer	2 Axle Long	Buses	2 Axle 6 Tire	3 Axle Single	4 Axle Single	<5 Axle Double	5 Axle Double	>6 Axle Double	<6 Axle Multi	6 Axle Multi	>6 Axle Multi	Not Classified	Total
12:00 AM	0	12	4	1	0	0	0	0	0	0	0	0	0	0	17
1:00 AM	0	14	4	1	1	0	0	1	0	0	0	0	0	0	21
2:00 AM	0	13	5	1	0	0	0	0	1	0	0	0	0	0	20
3:00 AM	1	35	8	0	3	1	0	0	0	0	0	0	0	0	48
4:00 AM	1	100	26	1	0	1	0	0	5	0	0	0	0	4	138
5:00 AM	5	260	73	0	9	3	1	1	5	2	0	0	0	9	368
6:00 AM	7	458	107	3	23	5	0	10	10	0	0	1	0	14	638
7:00 AM	21	477	136	4	22	9	0	12	7	2	2	0	2	27	721
8:00 AM	7	339	137	0	19	7	0	15	10	2	0	0	0	12	548
9:00 AM	7	280	139	4	19	7	0	11	15	2	0	0	0	3	487
10:00 AM	5	323	116	6	31	3	1	13	8	1	0	0	0	7	514
11:00 AM	11	388	143	2	27	9	0	9	6	1	0	1	1	8	606
12:00 PM	17	417	155	1	27	10	0	8	7	1	1	0	1	19	664
1:00 PM	5	408	140	4	27	8	0	10	1	0	1	0	1	16	621
2:00 PM	9	406	160	6	29	8	1	6	8	0	1	0	0	21	655
3:00 PM	5	537	150	4	26	2	1	9	3	1	0	0	1	55	794
4:00 PM	12	471	133	1	19	5	0	13	9	3	0	0	1	21	688
5:00 PM	9	551	149	3	27	4	0	10	6	1	1	0	1	23	785
6:00 PM	8	396	114	2	20	2	0	12	2	0	0	0	1	7	564
7:00 PM	1	311	116	0	17	0	1	1	5	1	0	0	0	10	463
8:00 PM	5	236	67	0	10	3	0	2	1	0	0	0	0	2	326
9:00 PM	1	139	46	1	4	1	1	0	1	0	1	0	0	1	196
10:00 PM	6	192	37	0	4	4	0	0	1	0	0	0	0	1	245
11:00 PM	0	44	9	0	6	0	0	0	1	0	0	0	0	0	60
Day Total	143	6807	2174	45	370	92	6	143	112	17	7	2	9	260	10187
Percent	1.4%	66.8%	21.3%	0.4%	3.6%	0.9%	0.1%	1.4%	1.1%	0.2%	0.1%	0.0%	0.1%	2.6%	
ADT 10187															
AM Peak Volume	7:00 AM	7:00 AM	11:00 AM	10:00 AM	10:00 AM	7:00 AM	5:00 AM	8:00 AM	9:00 AM	5:00 AM	7:00 AM	6:00 AM	7:00 AM	7:00 AM	7:00 AM
PM Peak Volume	12:00 PM	5:00 PM	2:00 PM	2:00 PM	2:00 PM	12:00 PM	2:00 PM	4:00 PM	4:00 PM	4:00 PM	12:00 PM		12:00 PM	3:00 PM	3:00 PM
	21	477	143	6	31	9	1	15	15	2	2	1	2	27	721
	17	551	160	6	29	10	1	13	9	3	1		1	55	794

Comments:

LOCATION: Durham Rd S of Oxford Rd SPECIFIC LOCATION: Durham Rd S of Oxford Rd CITY/STATE: Roxboro, NC														QC JOB #: 14473022 DIRECTION: SB DATE: Aug 31 2017	
Start Time	Motor-cycles	Cars & Trailer	2 Axle Long	Buses	2 Axle 6 Tire	3 Axle Single	4 Axle Single	<5 Axle Double	5 Axle Double	>6 Axle Double	<6 Axle Multi	6 Axle Multi	>6 Axle Multi	Not Classified	Total
12:00 AM	0	20	6	0	1	0	0	0	2	0	0	0	0	0	29
1:00 AM	0	12	3	1	0	0	0	0	0	0	0	0	0	0	16
2:00 AM	0	14	7	0	0	0	0	0	1	0	0	0	0	0	22
3:00 AM	0	26	9	1	1	0	0	0	0	0	0	0	0	1	38
4:00 AM	1	92	21	2	2	1	0	0	5	0	1	0	0	3	128
5:00 AM	1	267	73	3	13	4	0	0	9	1	0	1	0	3	375
6:00 AM	4	467	133	2	22	12	0	6	7	1	0	0	2	16	672
7:00 AM	3	460	140	2	25	8	1	16	7	3	0	0	0	25	690
8:00 AM	6	395	127	6	23	5	1	12	7	0	0	1	1	16	600
9:00 AM	9	303	141	3	27	4	0	10	12	0	0	1	2	4	516
10:00 AM	10	289	152	7	19	8	0	9	6	1	0	1	0	17	519
11:00 AM	4	392	131	3	25	7	0	8	11	0	0	0	1	14	596
12:00 PM	5	419	189	5	26	6	1	9	7	0	0	0	0	21	688
1:00 PM	6	400	176	4	41	4	0	5	2	1	0	1	1	14	655
2:00 PM	11	419	159	4	32	10	1	6	14	0	0	0	1	20	677
3:00 PM	14	581	170	4	33	8	3	14	3	1	0	0	0	47	878
4:00 PM	8	513	161	3	24	1	1	10	10	2	1	1	2	26	763
5:00 PM	10	518	139	1	18	2	1	8	4	0	0	0	0	30	731
6:00 PM	5	408	137	1	22	3	0	11	4	0	0	1	0	19	611
7:00 PM	6	313	99	0	13	1	0	2	3	0	0	0	0	8	445
8:00 PM	3	250	93	1	10	1	0	2	5	0	0	0	0	4	369
9:00 PM	1	170	43	0	4	0	0	0	1	0	0	0	0	0	219
10:00 PM	2	214	45	0	4	0	0	1	0	0	0	0	0	3	269
11:00 PM	1	56	11	0	0	0	0	1	2	0	0	0	0	0	71
Day Total	110	6998	2365	53	385	85	9	130	122	10	2	7	10	291	10577
Percent	1.0%	66.2%	22.4%	0.5%	3.6%	0.8%	0.1%	1.2%	1.2%	0.1%	0.0%	0.1%	0.1%	2.8%	
ADT 10577															
AM Peak Volume	10:00 AM	6:00 AM	10:00 AM	10:00 AM	9:00 AM	6:00 AM	7:00 AM	7:00 AM	9:00 AM	7:00 AM	4:00 AM	5:00 AM	6:00 AM	7:00 AM	7:00 AM
PM Peak Volume	3:00 PM	3:00 PM	12:00 PM	12:00 PM	1:00 PM	2:00 PM	3:00 PM	3:00 PM	2:00 PM	4:00 PM	4:00 PM	1:00 PM	4:00 PM	3:00 PM	3:00 PM
	10	467	152	7	27	12	1	16	12	3	1	1	2	25	690
	14	581	189	5	41	10	3	14	14	2	1	1	2	47	878

Comments:

LOCATION: Durham Rd S of Oxford Rd													QC JOB #: 14473022		
SPECIFIC LOCATION: Durham Rd S of Oxford Rd													DIRECTION: SB		
CITY/STATE: Roxboro, NC													DATE: Aug 30 2017 - Aug 31 2017		
Start Time	Motor-cycles	Cars & Trailer	2 Axle Long	Buses	2 Axle 6 Tire	3 Axle Single	4 Axle Single	<5 Axle Double	5 Axle Double	>6 Axle Double	<6 Axle Multi	6 Axle Multi	>6 Axle Multi	Not Classified	Total
Grand Total	253	13805	4539	98	755	177	15	273	234	27	9	9	19	551	20764
Percent	1.2%	66.5%	21.9%	0.5%	3.6%	0.9%	0.1%	1.3%	1.1%	0.1%	0.0%	0.0%	0.1%	2.7%	
ADT 10382															
<i>Comments:</i>															



LOCATION: Durham Rd S of Oxford Rd SPECIFIC LOCATION: Durham Rd S of Oxford Rd CITY/STATE: Roxboro, NC						QC JOB #: 14473022 DIRECTION: SB DATE: Aug 30 2017 - Aug 31 2017				
Start Time	Mon	Tue	Wed 30-Aug-17	Thu 31-Aug-17	Fri	Average Weekday Hourly Traffic	Sat	Sun	Average Week Hourly Traffic	Average Week Profile
12:00 AM			17	29		23			23	
1:00 AM			21	16		19			19	
2:00 AM			20	22		21			21	
3:00 AM			48	38		43			43	
4:00 AM			138	128		133			133	
5:00 AM			368	375		372			372	
6:00 AM			638	672		655			655	
7:00 AM			721	690		706			706	
8:00 AM			548	600		574			574	
9:00 AM			487	516		502			502	
10:00 AM			514	519		517			517	
11:00 AM			606	596		601			601	
12:00 PM			664	688		676			676	
1:00 PM			621	655		638			638	
2:00 PM			655	677		666			666	
3:00 PM			794	878		836			836	
4:00 PM			688	763		726			726	
5:00 PM			785	731		758			758	
6:00 PM			564	611		588			588	
7:00 PM			463	445		454			454	
8:00 PM			326	369		348			348	
9:00 PM			196	219		208			208	
10:00 PM			245	269		257			257	
11:00 PM			60	71		66			66	
Day Total			10187	10577		10387			10387	
% Weekday Average			98.1%	101.8%						
% Week Average			98.1%	101.8%		100.0%				
AM Peak			7:00 AM	7:00 AM		7:00 AM			7:00 AM	
Volume			721	690		706			706	
PM Peak			3:00 PM	3:00 PM		3:00 PM			3:00 PM	
Volume			794	878		836			836	
<i>Comments:</i>										

LOCATION: Durham Rd N of Oxford SPECIFIC LOCATION: Durham Rd N of Oxford CITY/STATE: Roxboro, NC															QC JOB #: 14473023 DIRECTION: NB DATE: Aug 30 2017			
Start Time	1 15	16 20	21 25	26 30	31 35	36 40	41 45	46 50	51 55	56 60	61 65	66 70	71 75	76 999	Total	Pace Speed	Number in Pace	
12:00 AM	0	1	1	10	24	34	11	1	1	1	0	0	0	0	84	31-40	57	
1:00 AM	0	1	1	2	11	20	3	0	0	0	0	0	0	0	38	31-40	31	
2:00 AM	1	1	1	6	10	18	6	0	0	0	0	0	0	0	43	31-40	28	
3:00 AM	0	1	3	5	12	28	15	1	2	0	0	0	0	0	67	36-45	43	
4:00 AM	0	0	3	10	19	16	11	1	0	0	0	0	0	0	60	31-40	35	
5:00 AM	1	0	2	24	55	60	16	2	0	0	0	0	0	0	160	31-40	115	
6:00 AM	2	3	5	43	105	134	48	4	0	0	0	0	0	0	344	31-40	239	
7:00 AM	25	6	17	83	298	485	154	11	0	0	0	0	0	0	1079	31-40	783	
8:00 AM	17	1	10	54	197	375	130	6	0	0	0	0	0	0	790	31-40	572	
9:00 AM	10	3	18	95	263	286	77	3	0	0	0	0	0	0	755	31-40	549	
10:00 AM	11	1	28	102	261	278	53	1	0	0	0	0	0	0	735	31-40	539	
11:00 AM	22	5	18	75	307	332	81	10	0	0	0	0	0	0	850	31-40	639	
12:00 PM	27	3	17	87	292	404	84	2	0	0	0	0	0	0	916	31-40	695	
1:00 PM	19	1	17	85	308	364	96	9	0	0	0	0	0	0	899	31-40	671	
2:00 PM	17	1	14	90	285	410	116	7	0	0	0	0	0	0	940	31-40	695	
3:00 PM	31	3	6	54	329	465	116	5	0	0	0	0	0	0	1009	31-40	794	
4:00 PM	32	3	11	73	331	603	183	9	0	0	0	0	0	0	1245	31-40	933	
5:00 PM	35	1	8	60	342	630	169	15	1	0	0	0	0	0	1261	31-40	972	
6:00 PM	31	2	10	66	324	480	136	12	1	0	0	0	0	0	1062	31-40	804	
7:00 PM	21	4	14	68	245	342	77	6	0	0	0	0	0	0	777	31-40	587	
8:00 PM	13	6	13	63	194	237	50	5	0	0	0	0	0	0	581	31-40	430	
9:00 PM	3	1	4	24	140	177	33	4	1	0	0	0	0	0	387	31-40	316	
10:00 PM	2	1	1	16	72	108	21	6	0	0	0	0	0	0	227	31-40	180	
11:00 PM	0	2	1	11	65	123	33	1	0	0	0	0	0	0	236	31-40	188	
Day Total	320	51	223	1206	4489	6409	1719	121	6	1	0	0	0	0	14545	31-40	10897	
Percent	2.2%	0.4%	1.5%	8.3%	30.9%	44.1%	11.8%	0.8%	0.0%	0.0%	0.0%	0.0%	0.0%	0.0%				
ADT 14545																		
AM Peak Volume	7:00 AM	7:00 AM	10:00 AM	10:00 AM	11:00 AM	7:00 AM	7:00 AM	7:00 AM	3:00 AM	12:00 AM						7:00 AM		
	25	6	28	102	307	485	154	11	2	1						1079		
PM Peak Volume	5:00 PM	8:00 PM	12:00 PM	2:00 PM	5:00 PM	5:00 PM	4:00 PM	5:00 PM	5:00 PM						5:00 PM			
	35	6	17	90	342	630	183	15	1						1261			
<i>Comments:</i>																		

LOCATION: Durham Rd N of Oxford SPECIFIC LOCATION: Durham Rd N of Oxford CITY/STATE: Roxboro, NC															QC JOB #: 14473023 DIRECTION: NB DATE: Aug 31 2017			
Start Time	1 15	16 20	21 25	26 30	31 35	36 40	41 45	46 50	51 55	56 60	61 65	66 70	71 75	76 999	Total	Pace Speed	Number in Pace	
12:00 AM	0	0	0	12	26	36	21	1	0	0	0	0	0	0	96	31-40	62	
1:00 AM	0	1	3	8	15	21	11	0	1	0	0	0	0	0	60	31-40	36	
2:00 AM	0	0	0	7	18	38	4	0	0	0	0	0	0	0	67	31-40	55	
3:00 AM	0	0	2	10	14	24	11	1	0	0	0	0	0	0	62	32-41	37	
4:00 AM	1	1	1	8	33	17	6	0	1	0	0	0	0	0	68	31-40	50	
5:00 AM	1	0	3	22	45	52	25	2	0	0	0	0	0	0	150	31-40	97	
6:00 AM	3	0	6	32	100	129	41	2	0	0	0	0	0	0	313	31-40	229	
7:00 AM	23	2	11	94	288	469	151	17	0	0	0	0	0	0	1055	31-40	756	
8:00 AM	25	1	25	65	212	326	126	17	0	0	0	0	0	0	797	31-40	538	
9:00 AM	16	3	12	76	218	344	94	5	0	0	0	0	0	0	768	31-40	561	
10:00 AM	14	1	13	68	265	331	87	9	0	0	0	0	0	0	788	31-40	596	
11:00 AM	26	11	16	77	297	371	102	5	0	0	0	0	0	0	905	31-40	668	
12:00 PM	16	6	19	86	283	446	84	5	0	0	0	0	0	0	945	31-40	729	
1:00 PM	34	6	33	98	336	391	98	3	0	0	0	0	0	0	999	31-40	727	
2:00 PM	27	0	12	95	340	420	103	7	0	0	0	0	0	0	1004	31-40	760	
3:00 PM	30	5	19	131	420	452	93	7	0	0	0	0	0	0	1157	31-40	872	
4:00 PM	35	3	28	118	453	565	131	7	0	0	0	0	0	0	1340	31-40	1018	
5:00 PM	32	1	8	86	400	613	123	11	0	0	0	0	0	0	1274	31-40	1012	
6:00 PM	23	1	5	69	351	485	130	10	1	0	0	0	0	0	1075	31-40	836	
7:00 PM	12	3	15	60	297	332	81	4	0	0	0	0	0	0	804	31-40	629	
8:00 PM	11	3	4	44	226	281	52	3	0	0	0	0	0	0	624	31-40	507	
9:00 PM	2	1	3	32	124	161	28	0	0	0	0	0	0	0	351	31-40	285	
10:00 PM	0	1	2	13	85	126	30	1	0	0	0	0	0	0	258	31-40	210	
11:00 PM	3	0	1	11	59	147	42	4	0	0	0	0	0	0	267	31-40	205	
Day Total	334	50	241	1322	4905	6577	1674	121	3	0	0	0	0	0	15227	31-40	11482	
Percent	2.2%	0.3%	1.6%	8.7%	32.2%	43.2%	11.0%	0.8%	0.0%	0.0%	0.0%	0.0%	0.0%	0.0%				
ADT 15227																		
AM Peak Volume	11:00 AM	11:00 AM	8:00 AM	7:00 AM	11:00 AM	7:00 AM	7:00 AM	7:00 AM	1:00 AM							7:00 AM		
	26	11	25	94	297	469	151	17	1							1055		
PM Peak Volume	4:00 PM	12:00 PM	1:00 PM	3:00 PM	4:00 PM	5:00 PM	4:00 PM	5:00 PM	6:00 PM							4:00 PM		
	35	6	33	131	453	613	131	11	1							1340		
<i>Comments:</i>																		

LOCATION: Durham Rd N of Oxford														QC JOB #: 14473023			
SPECIFIC LOCATION: Durham Rd N of Oxford														DIRECTION: NB			
CITY/STATE: Roxboro, NC														DATE: Aug 30 2017 - Aug 31 2017			
Start Time	1 15	16 20	21 25	26 30	31 35	36 40	41 45	46 50	51 55	56 60	61 65	66 70	71 75	76 999	Total	Pace Speed	Number in Pace
Grand Total	654	101	464	2528	9394	12986	3393	242	9	1	0	0	0	0	29772	31-40	22379
Percent	2.2%	0.3%	1.6%	8.5%	31.6%	43.6%	11.4%	0.8%	0.0%	0.0%	0.0%	0.0%	0.0%	0.0%			
Cumulative Percent	2.2%	2.5%	4.1%	12.6%	44.1%	87.8%	99.2%	100.0%	100.0%	100.0%	100.0%	100.0%	100.0%	100.0%			
ADT 14886															85th Percentile 39 MPH Mean Speed(Average) 34 MPH		
<i>Comments:</i>															Median 35 MPH Mode: 38 MPH		



LOCATION: Durham Rd N of Oxford SPECIFIC LOCATION: Durham Rd N of Oxford CITY/STATE: Roxboro, NC														QC JOB #: 14473023 DIRECTION: NB DATE: Aug 30 2017	
Start Time	Motor-cycles	Cars & Trailer	2 Axle Long	Buses	2 Axle 6 Tire	3 Axle Single	4 Axle Single	<5 Axle Double	5 Axle Double	>6 Axle Double	<6 Axle Multi	6 Axle Multi	>6 Axle Multi	Not Classified	Total
12:00 AM	0	73	7	0	3	0	0	0	0	0	1	0	0	0	84
1:00 AM	0	29	3	1	1	1	0	1	2	0	0	0	0	0	38
2:00 AM	0	37	3	1	1	1	0	0	0	0	0	0	0	0	43
3:00 AM	0	51	6	3	0	0	0	2	4	0	0	1	0	0	67
4:00 AM	1	48	8	2	0	0	1	0	0	0	0	0	0	0	60
5:00 AM	0	115	26	2	9	1	0	0	6	0	0	0	0	1	160
6:00 AM	3	228	74	4	15	2	0	3	10	2	0	1	0	2	344
7:00 AM	26	799	154	12	25	9	1	12	12	1	1	0	0	27	1079
8:00 AM	13	551	134	3	29	6	1	13	20	1	1	1	0	17	790
9:00 AM	20	465	164	7	47	6	2	8	25	1	0	0	0	10	755
10:00 AM	8	491	151	4	27	11	0	12	10	6	0	0	4	11	735
11:00 AM	10	543	179	5	28	16	3	17	18	4	1	0	1	25	850
12:00 PM	21	616	173	2	32	10	5	9	13	2	0	0	3	30	916
1:00 PM	27	594	166	2	32	14	2	21	16	1	1	1	1	21	899
2:00 PM	17	647	194	4	27	9	3	10	9	0	1	0	1	18	940
3:00 PM	16	710	166	8	31	8	4	17	13	1	0	1	1	33	1009
4:00 PM	41	881	201	5	37	8	4	14	10	3	1	0	2	38	1245
5:00 PM	29	921	202	2	21	13	4	15	6	6	2	0	0	40	1261
6:00 PM	18	758	182	1	38	8	5	10	6	1	2	0	0	33	1062
7:00 PM	23	557	143	1	16	7	0	5	5	0	0	0	0	20	777
8:00 PM	9	438	89	0	19	2	1	5	4	0	0	0	0	14	581
9:00 PM	4	309	55	1	12	0	0	1	0	1	0	0	0	4	387
10:00 PM	1	186	30	0	7	0	0	0	0	0	0	0	0	3	227
11:00 PM	2	206	24	0	3	1	0	0	0	0	0	0	0	0	236
Day Total	289	10253	2534	70	460	133	36	175	189	30	11	5	13	347	14545
Percent	2.0%	70.5%	17.4%	0.5%	3.2%	0.9%	0.2%	1.2%	1.3%	0.2%	0.1%	0.0%	0.1%	2.4%	
ADT 14545															
AM Peak Volume	7:00 AM	7:00 AM	11:00 AM	7:00 AM	9:00 AM	11:00 AM	11:00 AM	11:00 AM	9:00 AM	10:00 AM	12:00 AM	3:00 AM	10:00 AM	7:00 AM	7:00 AM
	26	799	179	12	47	16	3	17	25	6	1	1	4	27	1079
PM Peak Volume	4:00 PM	5:00 PM	5:00 PM	3:00 PM	6:00 PM	1:00 PM	12:00 PM	1:00 PM	1:00 PM	5:00 PM	5:00 PM	1:00 PM	12:00 PM	5:00 PM	5:00 PM
	41	921	202	8	38	14	5	21	16	6	2	1	3	40	1261
<i>Comments:</i>															

LOCATION: Durham Rd N of Oxford SPECIFIC LOCATION: Durham Rd N of Oxford CITY/STATE: Roxboro, NC														QC JOB #: 14473023 DIRECTION: NB DATE: Aug 31 2017	
Start Time	Motor-cycles	Cars & Trailer	2 Axle Long	Buses	2 Axle 6 Tire	3 Axle Single	4 Axle Single	<5 Axle Double	5 Axle Double	>6 Axle Double	<6 Axle Multi	6 Axle Multi	>6 Axle Multi	Not Classified	Total
12:00 AM	0	80	15	1	0	0	0	0	0	0	0	0	0	0	96
1:00 AM	2	49	6	0	1	1	0	0	1	0	0	0	0	0	60
2:00 AM	0	54	9	0	1	1	0	1	1	0	0	0	0	0	67
3:00 AM	0	42	11	4	1	0	0	0	3	1	0	0	0	0	62
4:00 AM	1	44	11	3	4	1	0	1	3	0	0	0	0	0	68
5:00 AM	0	98	31	3	8	1	0	3	5	0	0	0	0	1	150
6:00 AM	6	197	73	1	16	4	0	3	9	1	0	0	0	3	313
7:00 AM	26	740	176	14	28	12	6	14	9	3	2	0	1	24	1055
8:00 AM	15	536	150	5	25	5	6	7	10	2	0	2	5	29	797
9:00 AM	24	484	161	4	32	8	6	12	17	1	0	0	2	17	768
10:00 AM	8	517	173	7	34	6	6	8	13	1	0	0	1	14	788
11:00 AM	21	593	175	4	36	9	2	22	10	1	0	0	6	26	905
12:00 PM	27	619	206	2	33	7	3	12	12	6	0	0	0	18	945
1:00 PM	35	653	188	4	36	15	5	16	9	2	1	0	1	34	999
2:00 PM	24	664	195	4	34	9	0	24	18	2	0	0	0	30	1004
3:00 PM	21	779	208	9	46	16	6	17	15	4	0	0	3	33	1157
4:00 PM	37	957	213	4	27	14	2	23	14	3	1	1	4	40	1340
5:00 PM	29	918	213	4	31	9	1	14	11	5	2	0	1	36	1274
6:00 PM	14	789	197	0	29	7	1	9	2	1	1	0	1	24	1075
7:00 PM	14	624	117	2	21	2	1	7	3	1	0	0	0	12	804
8:00 PM	10	464	107	2	15	4	1	8	0	0	0	0	1	12	624
9:00 PM	0	275	61	0	6	0	0	5	1	1	0	0	0	2	351
10:00 PM	3	224	26	0	3	0	0	2	0	0	0	0	0	0	258
11:00 PM	1	224	34	0	2	1	0	0	2	0	0	0	0	3	267
Day Total	318	10624	2756	77	469	132	46	208	168	35	7	3	26	358	15227
Percent	2.1%	69.8%	18.1%	0.5%	3.1%	0.9%	0.3%	1.4%	1.1%	0.2%	0.0%	0.0%	0.2%	2.4%	
ADT 15227															
AM Peak Volume	7:00 AM	7:00 AM	7:00 AM	7:00 AM	11:00 AM	7:00 AM	7:00 AM	11:00 AM	9:00 AM	7:00 AM	7:00 AM	8:00 AM	11:00 AM	8:00 AM	7:00 AM
	26	740	176	14	36	12	6	22	17	3	2	2	6	29	1055
PM Peak Volume	4:00 PM	4:00 PM	4:00 PM	3:00 PM	3:00 PM	3:00 PM	3:00 PM	2:00 PM	2:00 PM	12:00 PM	5:00 PM	4:00 PM	4:00 PM	4:00 PM	4:00 PM
	37	957	213	9	46	16	6	24	18	6	2	1	4	40	1340
<i>Comments:</i>															

LOCATION: Durham Rd N of Oxford													QC JOB #: 14473023		
SPECIFIC LOCATION: Durham Rd N of Oxford													DIRECTION: NB		
CITY/STATE: Roxboro, NC													DATE: Aug 30 2017 - Aug 31 2017		
Start Time	Motor-cycles	Cars & Trailer	2 Axle Long	Buses	2 Axle 6 Tire	3 Axle Single	4 Axle Single	<5 Axle Double	5 Axle Double	>6 Axle Double	<6 Axle Multi	6 Axle Multi	>6 Axle Multi	Not Classified	Total
Grand Total	607	20877	5290	147	929	265	82	383	357	65	18	8	39	705	29772
Percent	2.0%	70.1%	17.8%	0.5%	3.1%	0.9%	0.3%	1.3%	1.2%	0.2%	0.1%	0.0%	0.1%	2.4%	
ADT 14886															
<i>Comments:</i>															



LOCATION: Durham Rd N of Oxford SPECIFIC LOCATION: Durham Rd N of Oxford CITY/STATE: Roxboro, NC						QC JOB #: 14473023 DIRECTION: NB DATE: Aug 30 2017 - Aug 31 2017				
Start Time	Mon	Tue	Wed 30-Aug-17	Thu 31-Aug-17	Fri	Average Weekday Hourly Traffic	Sat	Sun	Average Week Hourly Traffic	Average Week Profile
12:00 AM			84	96		90			90	
1:00 AM			38	60		49			49	
2:00 AM			43	67		55			55	
3:00 AM			67	62		65			65	
4:00 AM			60	68		64			64	
5:00 AM			160	150		155			155	
6:00 AM			344	313		329			329	
7:00 AM			1079	1055		1067			1067	
8:00 AM			790	797		794			794	
9:00 AM			755	768		762			762	
10:00 AM			735	788		762			762	
11:00 AM			850	905		878			878	
12:00 PM			916	945		931			931	
1:00 PM			899	999		949			949	
2:00 PM			940	1004		972			972	
3:00 PM			1009	1157		1083			1083	
4:00 PM			1245	1340		1293			1293	
5:00 PM			1261	1274		1268			1268	
6:00 PM			1062	1075		1069			1069	
7:00 PM			777	804		791			791	
8:00 PM			581	624		603			603	
9:00 PM			387	351		369			369	
10:00 PM			227	258		243			243	
11:00 PM			236	267		252			252	
Day Total			14545	15227		14893			14893	
% Weekday Average			97.7%	102.2%						
% Week Average			97.7%	102.2%		100.0%				
AM Peak Volume			1079	1055		1067			1067	
PM Peak Volume			1261	1340		1293			1293	
Comments:										

LOCATION: Durham Rd N of Oxford SPECIFIC LOCATION: Durham Rd N of Oxford CITY/STATE: Roxboro, NC															QC JOB #: 14473023 DIRECTION: NB/SB DATE: Aug 30 2017			
Start Time	1 15	16 20	21 25	26 30	31 35	36 40	41 45	46 50	51 55	56 60	61 65	66 70	71 75	76 999	Total	Pace Speed	Number in Pace	
12:00 AM	0	1	1	12	33	45	16	1	3	1	0	0	0	0	113	31-40	78	
1:00 AM	1	2	1	4	17	32	6	1	0	1	2	0	0	0	67	31-40	49	
2:00 AM	1	1	2	6	14	29	13	0	0	0	0	0	0	0	66	35-44	42	
3:00 AM	0	1	3	5	17	43	29	10	3	0	1	2	1	2	117	36-45	72	
4:00 AM	0	0	5	11	32	81	62	10	1	0	0	0	0	0	202	36-45	143	
5:00 AM	11	0	2	26	87	205	176	33	6	1	0	1	0	1	549	36-45	381	
6:00 AM	16	5	9	50	145	384	349	74	8	0	0	0	0	0	1040	36-45	732	
7:00 AM	47	7	20	97	376	854	465	83	11	1	0	0	0	0	1961	36-45	1319	
8:00 AM	33	3	16	65	316	682	349	43	1	0	0	0	0	0	1508	36-45	1031	
9:00 AM	22	3	25	113	390	592	238	24	5	0	0	0	0	0	1412	31-40	982	
10:00 AM	29	8	43	137	439	615	184	18	0	0	0	0	0	0	1473	31-40	1054	
11:00 AM	49	5	21	124	577	690	206	20	0	0	0	0	0	0	1692	31-40	1267	
12:00 PM	53	3	25	116	488	847	230	18	1	0	0	0	0	0	1781	31-40	1335	
1:00 PM	45	2	19	126	513	749	242	26	0	0	0	0	0	0	1722	31-40	1262	
2:00 PM	43	1	16	129	499	789	297	30	5	0	0	0	0	0	1809	31-40	1288	
3:00 PM	66	4	17	105	575	953	299	41	4	1	0	0	0	0	2065	31-40	1527	
4:00 PM	58	4	14	96	523	1051	372	39	2	0	0	0	0	0	2159	31-40	1573	
5:00 PM	57	2	17	114	591	1080	342	36	2	0	0	0	0	0	2241	31-40	1671	
6:00 PM	52	2	11	103	547	830	258	30	2	0	0	0	0	0	1835	31-40	1377	
7:00 PM	34	4	20	104	437	618	189	18	2	0	0	0	0	0	1426	31-40	1054	
8:00 PM	21	6	16	87	342	449	126	12	0	0	0	0	0	0	1059	31-40	790	
9:00 PM	9	1	6	38	215	310	82	13	2	0	0	0	0	0	676	31-40	525	
10:00 PM	6	1	1	24	129	260	88	27	0	0	0	0	0	0	536	31-40	389	
11:00 PM	1	3	1	16	89	161	51	6	0	1	0	0	0	0	329	31-40	249	
Day Total	654	69	311	1708	7391	12349	4669	613	58	6	3	3	1	3	27838	31-40	19740	
Percent	2.3%	0.2%	1.1%	6.1%	26.6%	44.4%	16.8%	2.2%	0.2%	0.0%	0.0%	0.0%	0.0%	0.0%				
ADT 27838																		
AM Peak Volume	11:00 AM	10:00 AM	10:00 AM	10:00 AM	11:00 AM	7:00 AM	7:00 AM	7:00 AM	7:00 AM	12:00 AM	1:00 AM	3:00 AM	3:00 AM	3:00 AM	7:00 AM			
	49	8	43	137	577	854	465	83	11	1	2	2	1	2	1961			
PM Peak Volume	3:00 PM	8:00 PM	12:00 PM	2:00 PM	5:00 PM	5:00 PM	4:00 PM	3:00 PM	2:00 PM	3:00 PM					5:00 PM			
	66	6	25	129	591	1080	372	41	5	1					2241			
<i>Comments:</i>																		

LOCATION: Durham Rd N of Oxford SPECIFIC LOCATION: Durham Rd N of Oxford CITY/STATE: Roxboro, NC															QC JOB #: 14473023 DIRECTION: NB/SB DATE: Aug 31 2017			
Start Time	1 15	16 20	21 25	26 30	31 35	36 40	41 45	46 50	51 55	56 60	61 65	66 70	71 75	76 999	Total	Pace Speed	Number in Pace	
12:00 AM	0	1	0	15	34	51	26	6	1	0	0	0	0	0	134	31-40	84	
1:00 AM	0	1	3	9	20	32	13	2	1	0	0	0	0	0	81	31-40	52	
2:00 AM	0	0	2	10	24	49	11	2	0	0	0	0	0	0	98	31-40	73	
3:00 AM	0	0	3	10	22	40	25	5	1	0	0	0	0	0	106	36-45	65	
4:00 AM	1	1	2	11	43	90	45	6	2	0	0	0	0	0	201	36-45	135	
5:00 AM	7	0	3	22	71	169	213	43	2	1	0	0	0	0	531	36-45	382	
6:00 AM	22	0	7	38	158	410	354	75	4	0	0	0	0	0	1068	36-45	763	
7:00 AM	52	7	13	110	377	797	428	72	4	1	0	0	0	0	1861	36-45	1224	
8:00 AM	44	4	28	88	348	674	326	49	1	0	0	0	0	0	1562	31-40	1021	
9:00 AM	29	3	15	112	384	639	265	26	1	0	0	0	0	0	1474	31-40	1022	
10:00 AM	36	1	23	95	430	657	241	34	1	0	0	0	0	0	1518	31-40	1087	
11:00 AM	48	14	24	115	488	771	251	16	1	0	0	0	0	0	1728	31-40	1259	
12:00 PM	44	7	22	134	533	884	261	22	2	0	0	0	0	0	1909	31-40	1417	
1:00 PM	56	6	41	138	551	793	262	20	1	0	0	0	0	0	1868	31-40	1343	
2:00 PM	54	0	21	138	547	810	267	29	3	0	0	0	0	0	1869	31-40	1357	
3:00 PM	77	11	40	211	716	935	284	22	1	0	0	0	0	0	2297	31-40	1651	
4:00 PM	56	3	29	157	690	1058	331	33	1	0	0	0	0	0	2358	31-40	1747	
5:00 PM	66	1	14	133	646	1028	312	21	5	0	0	0	0	0	2226	31-40	1673	
6:00 PM	47	1	13	107	566	893	265	19	1	1	0	0	0	0	1913	31-40	1458	
7:00 PM	25	3	19	83	458	614	201	18	1	0	0	0	0	0	1422	31-40	1072	
8:00 PM	18	3	6	72	371	527	141	10	0	0	0	0	0	0	1148	31-40	898	
9:00 PM	6	1	7	51	188	302	100	8	0	1	0	0	0	0	664	31-40	489	
10:00 PM	6	1	3	21	148	283	140	14	1	0	0	0	0	0	617	31-40	431	
11:00 PM	6	0	1	16	85	194	69	8	2	1	0	0	0	0	382	31-40	279	
Day Total	700	69	339	1896	7898	12700	4831	560	37	5	0	0	0	0	29035	31-40	20598	
Percent	2.4%	0.2%	1.2%	6.5%	27.2%	43.7%	16.6%	1.9%	0.1%	0.0%	0.0%	0.0%	0.0%	0.0%				
ADT 29035																		
AM Peak Volume	7:00 AM	11:00 AM	8:00 AM	11:00 AM	11:00 AM	7:00 AM	7:00 AM	6:00 AM	6:00 AM	5:00 AM						7:00 AM		
	52	14	28	115	488	797	428	75	4	1						1861		
PM Peak Volume	3:00 PM	3:00 PM	1:00 PM	3:00 PM	3:00 PM	4:00 PM	4:00 PM	4:00 PM	5:00 PM	6:00 PM						4:00 PM		
	77	11	41	211	716	1058	331	33	5	1						2358		
<i>Comments:</i>																		

LOCATION: Durham Rd N of Oxford														QC JOB #: 14473023			
SPECIFIC LOCATION: Durham Rd N of Oxford														DIRECTION: NB/SB			
CITY/STATE: Roxboro, NC														DATE: Aug 30 2017 - Aug 31 2017			
Start Time	1 15	16 20	21 25	26 30	31 35	36 40	41 45	46 50	51 55	56 60	61 65	66 70	71 75	76 999	Total	Pace Speed	Number in Pace
Grand Total	1354	138	650	3604	15289	25049	9500	1173	95	11	3	3	1	3	56873	31-40	40338
Percent	2.4%	0.2%	1.1%	6.3%	26.9%	44.0%	16.7%	2.1%	0.2%	0.0%	0.0%	0.0%	0.0%	0.0%			
Cumulative Percent	2.4%	2.6%	3.8%	10.1%	37.0%	81.0%	97.7%	99.8%	100.0%	100.0%	100.0%	100.0%	100.0%	100.0%			
ADT 28436															85th Percentile 41 MPH Mean Speed(Average) 35 MPH		
<i>Comments:</i>															Median 36 MPH Mode: 38 MPH		



LOCATION: Durham Rd N of Oxford SPECIFIC LOCATION: Durham Rd N of Oxford CITY/STATE: Roxboro, NC														QC JOB #: 14473023 DIRECTION: NB/SB DATE: Aug 30 2017	
Start Time	Motor-cycles	Cars & Trailer	2 Axle Long	Buses	2 Axle 6 Tire	3 Axle Single	4 Axle Single	<5 Axle Double	5 Axle Double	>6 Axle Double	<6 Axle Multi	6 Axle Multi	>6 Axle Multi	Not Classified	Total
12:00 AM	0	96	12	1	3	0	0	0	0	0	1	0	0	0	113
1:00 AM	0	47	11	1	3	1	0	1	2	0	0	0	0	1	67
2:00 AM	0	53	8	3	1	1	0	0	0	0	0	0	0	0	66
3:00 AM	1	84	17	3	3	1	0	2	5	0	0	1	0	0	117
4:00 AM	1	153	39	4	0	1	1	0	3	0	0	0	0	0	202
5:00 AM	4	388	99	2	25	3	0	4	11	1	0	0	1	11	549
6:00 AM	8	726	198	9	37	5	2	10	22	3	0	2	2	16	1040
7:00 AM	41	1390	334	18	54	16	2	28	24	2	2	0	1	49	1961
8:00 AM	24	1002	306	4	58	15	3	25	32	4	1	1	0	33	1508
9:00 AM	35	866	331	12	67	11	2	20	41	2	0	0	2	23	1412
10:00 AM	22	963	311	10	63	19	1	23	19	8	0	0	5	29	1473
11:00 AM	34	1110	338	7	59	24	3	28	27	4	2	1	2	53	1692
12:00 PM	32	1192	351	4	64	19	6	20	23	5	1	1	5	58	1781
1:00 PM	36	1161	322	5	63	23	4	33	21	2	2	1	2	47	1722
2:00 PM	36	1244	357	9	52	14	3	21	20	1	1	2	3	46	1809
3:00 PM	23	1486	344	16	59	13	5	30	15	3	0	1	1	69	2065
4:00 PM	61	1545	356	5	55	15	4	25	17	3	1	1	3	68	2159
5:00 PM	44	1660	350	5	51	17	5	25	10	9	3	0	0	62	2241
6:00 PM	31	1322	312	3	62	12	5	19	9	2	2	1	0	55	1835
7:00 PM	26	1048	255	1	34	8	1	7	10	0	1	0	1	34	1426
8:00 PM	13	792	177	0	34	3	1	11	5	1	0	0	0	22	1059
9:00 PM	4	525	110	2	16	0	0	4	4	1	0	0	0	10	676
10:00 PM	5	430	74	0	12	2	0	1	4	0	0	0	0	8	536
11:00 PM	2	279	32	1	11	2	0	0	1	0	0	0	0	1	329
Day Total	483	19562	5044	125	886	225	48	337	325	51	17	12	28	695	27838
Percent	1.7%	70.3%	18.1%	0.4%	3.2%	0.8%	0.2%	1.2%	1.2%	0.2%	0.1%	0.0%	0.1%	2.5%	
ADT 27838															
AM Peak Volume	7:00 AM	7:00 AM	11:00 AM	7:00 AM	9:00 AM	11:00 AM	8:00 AM	7:00 AM	9:00 AM	10:00 AM	7:00 AM	6:00 AM	10:00 AM	11:00 AM	7:00 AM
	41	1390	338	18	67	24	3	28	41	8	2	2	5	53	1961
PM Peak Volume	4:00 PM	5:00 PM	2:00 PM	3:00 PM	12:00 PM	1:00 PM	12:00 PM	1:00 PM	12:00 PM	5:00 PM	5:00 PM	2:00 PM	12:00 PM	3:00 PM	5:00 PM
	61	1660	357	16	64	23	6	33	23	9	3	2	5	69	2241
<i>Comments:</i>															

LOCATION: Durham Rd N of Oxford SPECIFIC LOCATION: Durham Rd N of Oxford CITY/STATE: Roxboro, NC														QC JOB #: 14473023 DIRECTION: NB/SB DATE: Aug 31 2017	
Start Time	Motor-cycles	Cars & Trailer	2 Axle Long	Buses	2 Axle 6 Tire	3 Axle Single	4 Axle Single	<5 Axle Double	5 Axle Double	>6 Axle Double	<6 Axle Multi	6 Axle Multi	>6 Axle Multi	Not Classified	Total
12:00 AM	0	110	20	1	1	0	0	0	2	0	0	0	0	0	134
1:00 AM	3	65	9	1	1	1	0	0	1	0	0	0	0	0	81
2:00 AM	1	74	18	0	1	2	0	1	1	0	0	0	0	0	98
3:00 AM	0	72	21	6	3	0	0	0	3	1	0	0	0	0	106
4:00 AM	2	144	30	5	8	4	0	2	6	0	0	0	0	0	201
5:00 AM	4	372	95	5	21	3	0	7	16	0	0	1	0	7	531
6:00 AM	16	731	207	4	41	15	1	8	16	3	0	0	2	24	1068
7:00 AM	36	1294	320	19	59	23	6	25	18	4	4	1	1	51	1861
8:00 AM	25	1056	295	11	53	12	6	26	20	3	0	2	5	48	1562
9:00 AM	34	951	320	7	55	9	6	24	33	2	0	0	3	30	1474
10:00 AM	16	991	335	13	57	14	8	19	18	8	0	0	2	37	1518
11:00 AM	28	1166	329	7	65	20	2	30	18	4	2	1	7	49	1728
12:00 PM	39	1294	395	7	56	11	3	26	23	7	0	1	1	46	1909
1:00 PM	43	1236	376	8	75	21	6	27	13	4	1	0	1	57	1868
2:00 PM	40	1253	348	8	67	21	0	37	31	3	1	2	0	58	1869
3:00 PM	36	1601	397	16	74	24	8	35	19	6	0	0	4	77	2297
4:00 PM	48	1716	377	6	57	20	2	35	23	6	1	1	4	62	2358
5:00 PM	41	1628	359	4	51	15	2	26	15	10	2	1	1	71	2226
6:00 PM	23	1400	342	1	55	11	1	21	6	1	3	0	1	48	1913
7:00 PM	19	1091	224	3	36	6	1	9	4	4	1	0	0	24	1422
8:00 PM	12	853	206	2	29	6	1	11	7	0	0	0	1	20	1148
9:00 PM	3	529	105	0	12	0	0	5	3	1	0	0	0	6	664
10:00 PM	4	519	75	1	8	0	0	4	0	0	0	0	0	6	617
11:00 PM	2	315	50	0	3	1	0	1	4	0	0	0	0	6	382
Day Total	475	20461	5253	135	888	239	53	379	300	67	15	10	33	727	29035
Percent	1.6%	70.5%	18.1%	0.5%	3.1%	0.8%	0.2%	1.3%	1.0%	0.2%	0.1%	0.0%	0.1%	2.5%	
ADT 29035															
AM Peak Volume	7:00 AM	7:00 AM	10:00 AM	7:00 AM	11:00 AM	7:00 AM	10:00 AM	11:00 AM	9:00 AM	10:00 AM	7:00 AM	8:00 AM	11:00 AM	7:00 AM	7:00 AM
	36	1294	335	19	65	23	8	30	33	8	4	2	7	51	1861
PM Peak Volume	4:00 PM	4:00 PM	3:00 PM	3:00 PM	1:00 PM	3:00 PM	3:00 PM	2:00 PM	2:00 PM	5:00 PM	6:00 PM	2:00 PM	3:00 PM	3:00 PM	4:00 PM
	48	1716	397	16	75	24	8	37	31	10	3	2	4	77	2358
<i>Comments:</i>															

LOCATION: Durham Rd N of Oxford													QC JOB #: 14473023		
SPECIFIC LOCATION: Durham Rd N of Oxford													DIRECTION: NB/SB		
CITY/STATE: Roxboro, NC													DATE: Aug 30 2017 - Aug 31 2017		
Start Time	Motor-cycles	Cars & Trailer	2 Axle Long	Buses	2 Axle 6 Tire	3 Axle Single	4 Axle Single	<5 Axle Double	5 Axle Double	>6 Axle Double	<6 Axle Multi	6 Axle Multi	>6 Axle Multi	Not Classified	Total
Grand Total	958	40023	10297	260	1774	464	101	716	625	118	32	22	61	1422	56873
Percent	1.7%	70.4%	18.1%	0.5%	3.1%	0.8%	0.2%	1.3%	1.1%	0.2%	0.1%	0.0%	0.1%	2.5%	
ADT 28436															
<i>Comments:</i>															



LOCATION: Durham Rd N of Oxford SPECIFIC LOCATION: Durham Rd N of Oxford CITY/STATE: Roxboro, NC						QC JOB #: 14473023 DIRECTION: NB/SB DATE: Aug 30 2017 - Aug 31 2017				
Start Time	Mon	Tue	Wed 30-Aug-17	Thu 31-Aug-17	Fri	Average Weekday Hourly Traffic	Sat	Sun	Average Week Hourly Traffic	Average Week Profile
12:00 AM			113	134		124			124	
1:00 AM			67	81		74			74	
2:00 AM			66	98		82			82	
3:00 AM			117	106		112			112	
4:00 AM			202	201		202			202	
5:00 AM			549	531		540			540	
6:00 AM			1040	1068		1054			1054	
7:00 AM			1961	1861		1911			1911	
8:00 AM			1508	1562		1535			1535	
9:00 AM			1412	1474		1443			1443	
10:00 AM			1473	1518		1496			1496	
11:00 AM			1692	1728		1710			1710	
12:00 PM			1781	1909		1845			1845	
1:00 PM			1722	1868		1795			1795	
2:00 PM			1809	1869		1839			1839	
3:00 PM			2065	2297		2181			2181	
4:00 PM			2159	2358		2259			2259	
5:00 PM			2241	2226		2234			2234	
6:00 PM			1835	1913		1874			1874	
7:00 PM			1426	1422		1424			1424	
8:00 PM			1059	1148		1104			1104	
9:00 PM			676	664		670			670	
10:00 PM			536	617		577			577	
11:00 PM			329	382		356			356	
Day Total			27838	29035		28441			28441	
% Weekday Average			97.9%	102.1%						
% Week Average			97.9%	102.1%		100.0%				
AM Peak			7:00 AM	7:00 AM		7:00 AM			7:00 AM	
Volume			1961	1861		1911			1911	
PM Peak			5:00 PM	4:00 PM		4:00 PM			4:00 PM	
Volume			2241	2358		2259			2259	
<i>Comments:</i>										

LOCATION: Durham Rd N of Oxford SPECIFIC LOCATION: Durham Rd N of Oxford CITY/STATE: Roxboro, NC															QC JOB #: 14473023 DIRECTION: SB DATE: Aug 30 2017			
Start Time	1 15	16 20	21 25	26 30	31 35	36 40	41 45	46 50	51 55	56 60	61 65	66 70	71 75	76 999	Total	Pace Speed	Number in Pace	
12:00 AM	0	0	0	2	9	11	5	0	2	0	0	0	0	0	29	31-40	20	
1:00 AM	1	1	0	2	6	12	3	1	0	1	2	0	0	0	29	32-41	17	
2:00 AM	0	0	1	0	4	11	7	0	0	0	0	0	0	0	23	36-45	17	
3:00 AM	0	0	0	0	5	15	14	9	1	0	1	2	1	2	50	36-45	28	
4:00 AM	0	0	2	1	13	65	51	9	1	0	0	0	0	0	142	36-45	115	
5:00 AM	10	0	0	2	32	145	160	31	6	1	0	1	0	1	389	36-45	305	
6:00 AM	14	2	4	7	40	250	301	70	8	0	0	0	0	0	696	36-45	551	
7:00 AM	22	1	3	14	78	369	311	72	11	1	0	0	0	0	882	36-45	680	
8:00 AM	16	2	6	11	119	307	219	37	1	0	0	0	0	0	718	36-45	525	
9:00 AM	12	0	7	18	127	306	161	21	5	0	0	0	0	0	657	36-45	467	
10:00 AM	18	7	15	35	178	337	131	17	0	0	0	0	0	0	738	31-40	515	
11:00 AM	27	0	3	49	270	358	125	10	0	0	0	0	0	0	842	31-40	628	
12:00 PM	26	0	8	29	196	443	146	16	1	0	0	0	0	0	865	31-40	639	
1:00 PM	26	1	2	41	205	385	146	17	0	0	0	0	0	0	823	31-40	590	
2:00 PM	26	0	2	39	214	379	181	23	5	0	0	0	0	0	869	31-40	592	
3:00 PM	35	1	11	51	246	488	183	36	4	1	0	0	0	0	1056	31-40	733	
4:00 PM	26	1	3	23	192	448	189	30	2	0	0	0	0	0	914	31-40	640	
5:00 PM	22	1	9	54	249	450	173	21	1	0	0	0	0	0	980	31-40	699	
6:00 PM	21	0	1	37	223	350	122	18	1	0	0	0	0	0	773	31-40	573	
7:00 PM	13	0	6	36	192	276	112	12	2	0	0	0	0	0	649	31-40	468	
8:00 PM	8	0	3	24	148	212	76	7	0	0	0	0	0	0	478	31-40	359	
9:00 PM	6	0	2	14	75	133	49	9	1	0	0	0	0	0	289	31-40	208	
10:00 PM	4	0	0	8	57	152	67	21	0	0	0	0	0	0	309	36-45	218	
11:00 PM	1	1	0	5	24	38	18	5	0	1	0	0	0	0	93	31-40	61	
Day Total	334	18	88	502	2902	5940	2950	492	52	5	3	3	1	3	13293	36-45	8890	
Percent	2.5%	0.1%	0.7%	3.8%	21.8%	44.7%	22.2%	3.7%	0.4%	0.0%	0.0%	0.0%	0.0%	0.0%				
ADT 13293																		
AM Peak Volume	11:00 AM	10:00 AM	10:00 AM	11:00 AM	11:00 AM	7:00 AM	7:00 AM	7:00 AM	7:00 AM	1:00 AM	1:00 AM	3:00 AM	3:00 AM	3:00 AM	7:00 AM			
	27	7	15	49	270	369	311	72	11	1	2	2	1	2	882			
PM Peak Volume	3:00 PM	1:00 PM	3:00 PM	5:00 PM	5:00 PM	3:00 PM	4:00 PM	3:00 PM	2:00 PM	3:00 PM					3:00 PM			
	35	1	11	54	249	488	189	36	5	1					1056			
<i>Comments:</i>																		

LOCATION: Durham Rd N of Oxford SPECIFIC LOCATION: Durham Rd N of Oxford CITY/STATE: Roxboro, NC															QC JOB #: 14473023 DIRECTION: SB DATE: Aug 31 2017			
Start Time	1 15	16 20	21 25	26 30	31 35	36 40	41 45	46 50	51 55	56 60	61 65	66 70	71 75	76 999	Total	Pace Speed	Number in Pace	
12:00 AM	0	1	0	3	8	15	5	5	1	0	0	0	0	0	38	31-40	23	
1:00 AM	0	0	0	1	5	11	2	2	0	0	0	0	0	0	21	32-41	15	
2:00 AM	0	0	2	3	6	11	7	2	0	0	0	0	0	0	31	36-45	17	
3:00 AM	0	0	1	0	8	16	14	4	1	0	0	0	0	0	44	36-45	29	
4:00 AM	0	0	1	3	10	73	39	6	1	0	0	0	0	0	133	36-45	112	
5:00 AM	6	0	0	0	26	117	188	41	2	1	0	0	0	0	381	36-45	305	
6:00 AM	19	0	1	6	58	281	313	73	4	0	0	0	0	0	755	36-45	594	
7:00 AM	29	5	2	16	89	328	277	55	4	1	0	0	0	0	806	36-45	605	
8:00 AM	19	3	3	23	136	348	200	32	1	0	0	0	0	0	765	36-45	548	
9:00 AM	13	0	3	36	166	295	171	21	1	0	0	0	0	0	706	36-45	466	
10:00 AM	22	0	10	27	165	326	154	25	1	0	0	0	0	0	730	31-40	491	
11:00 AM	22	3	8	38	191	400	149	11	1	0	0	0	0	0	823	31-40	591	
12:00 PM	28	1	3	48	250	438	177	17	2	0	0	0	0	0	964	31-40	687	
1:00 PM	22	0	8	40	215	402	164	17	1	0	0	0	0	0	869	31-40	617	
2:00 PM	27	0	9	43	207	390	164	22	3	0	0	0	0	0	865	31-40	597	
3:00 PM	47	6	21	80	296	483	191	15	1	0	0	0	0	0	1140	31-40	778	
4:00 PM	21	0	1	39	237	493	200	26	1	0	0	0	0	0	1018	31-40	729	
5:00 PM	34	0	6	47	246	415	189	10	5	0	0	0	0	0	952	31-40	661	
6:00 PM	24	0	8	38	215	408	135	9	0	1	0	0	0	0	838	31-40	623	
7:00 PM	13	0	4	23	161	282	120	14	1	0	0	0	0	0	618	31-40	442	
8:00 PM	7	0	2	28	145	246	89	7	0	0	0	0	0	0	524	31-40	391	
9:00 PM	4	0	4	19	64	141	72	8	0	1	0	0	0	0	313	36-45	212	
10:00 PM	6	0	1	8	63	157	110	13	1	0	0	0	0	0	359	36-45	267	
11:00 PM	3	0	0	5	26	47	27	4	2	1	0	0	0	0	115	36-45	74	
Day Total	366	19	98	574	2993	6123	3157	439	34	5	0	0	0	0	13808	36-45	9280	
Percent	2.7%	0.1%	0.7%	4.2%	21.7%	44.3%	22.9%	3.2%	0.2%	0.0%	0.0%	0.0%	0.0%	0.0%				
ADT 13808																		
AM Peak Volume	7:00 AM	7:00 AM	10:00 AM	11:00 AM	11:00 AM	11:00 AM	6:00 AM	6:00 AM	6:00 AM	5:00 AM						11:00 AM		
	29	5	10	38	191	400	313	73	4	1						823		
PM Peak Volume	3:00 PM	3:00 PM	3:00 PM	3:00 PM	3:00 PM	4:00 PM	4:00 PM	4:00 PM	5:00 PM	6:00 PM						3:00 PM		
	47	6	21	80	296	493	200	26	5	1						1140		
<i>Comments:</i>																		

LOCATION: Durham Rd N of Oxford														QC JOB #: 14473023			
SPECIFIC LOCATION: Durham Rd N of Oxford														DIRECTION: SB			
CITY/STATE: Roxboro, NC														DATE: Aug 30 2017 - Aug 31 2017			
Start Time	1 15	16 20	21 25	26 30	31 35	36 40	41 45	46 50	51 55	56 60	61 65	66 70	71 75	76 999	Total	Pace Speed	Number in Pace
Grand Total	700	37	186	1076	5895	12063	6107	931	86	10	3	3	1	3	27101	36-45	18170
Percent	2.6%	0.1%	0.7%	4.0%	21.8%	44.5%	22.5%	3.4%	0.3%	0.0%	0.0%	0.0%	0.0%	0.0%			
Cumulative Percent	2.6%	2.7%	3.4%	7.4%	29.1%	73.6%	96.2%	99.6%	99.9%	100.0%	100.0%	100.0%	100.0%	100.0%			
ADT 13550															85th Percentile 42 MPH Mean Speed(Average) 36 MPH		
<i>Comments:</i>															Median 37 MPH Mode: 38 MPH		



LOCATION: Durham Rd N of Oxford SPECIFIC LOCATION: Durham Rd N of Oxford CITY/STATE: Roxboro, NC														QC JOB #: 14473023 DIRECTION: SB DATE: Aug 30 2017	
Start Time	Motor-cycles	Cars & Trailer	2 Axle Long	Buses	2 Axle 6 Tire	3 Axle Single	4 Axle Single	<5 Axle Double	5 Axle Double	>6 Axle Double	<6 Axle Multi	6 Axle Multi	>6 Axle Multi	Not Classified	Total
12:00 AM	0	23	5	1	0	0	0	0	0	0	0	0	0	0	29
1:00 AM	0	18	8	0	2	0	0	0	0	0	0	0	0	1	29
2:00 AM	0	16	5	2	0	0	0	0	0	0	0	0	0	0	23
3:00 AM	1	33	11	0	3	1	0	0	1	0	0	0	0	0	50
4:00 AM	0	105	31	2	0	1	0	0	3	0	0	0	0	0	142
5:00 AM	4	273	73	0	16	2	0	4	5	1	0	0	1	10	389
6:00 AM	5	498	124	5	22	3	2	7	12	1	0	1	2	14	696
7:00 AM	15	591	180	6	29	7	1	16	12	1	1	0	1	22	882
8:00 AM	11	451	172	1	29	9	2	12	12	3	0	0	0	16	718
9:00 AM	15	401	167	5	20	5	0	12	16	1	0	0	2	13	657
10:00 AM	14	472	160	6	36	8	1	11	9	2	0	0	1	18	738
11:00 AM	24	567	159	2	31	8	0	11	9	0	1	1	1	28	842
12:00 PM	11	576	178	2	32	9	1	11	10	3	1	1	2	28	865
1:00 PM	9	567	156	3	31	9	2	12	5	1	1	0	1	26	823
2:00 PM	19	597	163	5	25	5	0	11	11	1	0	2	2	28	869
3:00 PM	7	776	178	8	28	5	1	13	2	2	0	0	0	36	1056
4:00 PM	20	664	155	0	18	7	0	11	7	0	0	1	1	30	914
5:00 PM	15	739	148	3	30	4	1	10	4	3	1	0	0	22	980
6:00 PM	13	564	130	2	24	4	0	9	3	1	0	1	0	22	773
7:00 PM	3	491	112	0	18	1	1	2	5	0	1	0	1	14	649
8:00 PM	4	354	88	0	15	1	0	6	1	1	0	0	0	8	478
9:00 PM	0	216	55	1	4	0	0	3	4	0	0	0	0	6	289
10:00 PM	4	244	44	0	5	2	0	1	4	0	0	0	0	5	309
11:00 PM	0	73	8	1	8	1	0	0	1	0	0	0	0	1	93
Day Total	194	9309	2510	55	426	92	12	162	136	21	6	7	15	348	13293
Percent	1.5%	70.0%	18.9%	0.4%	3.2%	0.7%	0.1%	1.2%	1.0%	0.2%	0.0%	0.1%	0.1%	2.6%	
ADT 13293															
AM Peak Volume	11:00 AM	7:00 AM	7:00 AM	7:00 AM	10:00 AM	8:00 AM	6:00 AM	7:00 AM	9:00 AM	8:00 AM	7:00 AM	6:00 AM	6:00 AM	11:00 AM	7:00 AM
	24	591	180	6	36	9	2	16	16	3	1	1	2	28	882
PM Peak Volume	4:00 PM	3:00 PM	12:00 PM	3:00 PM	12:00 PM	12:00 PM	1:00 PM	3:00 PM	2:00 PM	12:00 PM	12:00 PM	2:00 PM	12:00 PM	3:00 PM	3:00 PM
	20	776	178	8	32	9	2	13	11	3	1	2	2	36	1056
<i>Comments:</i>															

LOCATION: Durham Rd N of Oxford SPECIFIC LOCATION: Durham Rd N of Oxford CITY/STATE: Roxboro, NC														QC JOB #: 14473023 DIRECTION: SB DATE: Aug 31 2017	
Start Time	Motor-cycles	Cars & Trailer	2 Axle Long	Buses	2 Axle 6 Tire	3 Axle Single	4 Axle Single	<5 Axle Double	5 Axle Double	>6 Axle Double	<6 Axle Multi	6 Axle Multi	>6 Axle Multi	Not Classified	Total
12:00 AM	0	30	5	0	1	0	0	0	2	0	0	0	0	0	38
1:00 AM	1	16	3	1	0	0	0	0	0	0	0	0	0	0	21
2:00 AM	1	20	9	0	0	1	0	0	0	0	0	0	0	0	31
3:00 AM	0	30	10	2	2	0	0	0	0	0	0	0	0	0	44
4:00 AM	1	100	19	2	4	3	0	1	3	0	0	0	0	0	133
5:00 AM	4	274	64	2	13	2	0	4	11	0	0	1	0	6	381
6:00 AM	10	534	134	3	25	11	1	5	7	2	0	0	2	21	755
7:00 AM	10	554	144	5	31	11	0	11	9	1	2	1	0	27	806
8:00 AM	10	520	145	6	28	7	0	19	10	1	0	0	0	19	765
9:00 AM	10	467	159	3	23	1	0	12	16	1	0	0	1	13	706
10:00 AM	8	474	162	6	23	8	2	11	5	7	0	0	1	23	730
11:00 AM	7	573	154	3	29	11	0	8	8	3	2	1	1	23	823
12:00 PM	12	675	189	5	23	4	0	14	11	1	0	1	1	28	964
1:00 PM	8	583	188	4	39	6	1	11	4	2	0	0	0	23	869
2:00 PM	16	589	153	4	33	12	0	13	13	1	1	2	0	28	865
3:00 PM	15	822	189	7	28	8	2	18	4	2	0	0	1	44	1140
4:00 PM	11	759	164	2	30	6	0	12	9	3	0	0	0	22	1018
5:00 PM	12	710	146	0	20	6	1	12	4	5	0	1	0	35	952
6:00 PM	9	611	145	1	26	4	0	12	4	0	2	0	0	24	838
7:00 PM	5	467	107	1	15	4	0	2	1	3	1	0	0	12	618
8:00 PM	2	389	99	0	14	2	0	3	7	0	0	0	0	8	524
9:00 PM	3	254	44	0	6	0	0	0	2	0	0	0	0	4	313
10:00 PM	1	295	49	1	5	0	0	2	0	0	0	0	0	6	359
11:00 PM	1	91	16	0	1	0	0	1	2	0	0	0	0	3	115
Day Total	157	9837	2497	58	419	107	7	171	132	32	8	7	7	369	13808
Percent	1.1%	71.2%	18.1%	0.4%	3.0%	0.8%	0.1%	1.2%	1.0%	0.2%	0.1%	0.1%	0.1%	2.7%	
ADT 13808															
AM Peak Volume	6:00 AM	11:00 AM	10:00 AM	8:00 AM	7:00 AM	6:00 AM	10:00 AM	8:00 AM	9:00 AM	10:00 AM	7:00 AM	5:00 AM	6:00 AM	7:00 AM	11:00 AM
PM Peak Volume	2:00 PM	3:00 PM	12:00 PM	3:00 PM	1:00 PM	2:00 PM	3:00 PM	3:00 PM	2:00 PM	5:00 PM	6:00 PM	2:00 PM	12:00 PM	3:00 PM	3:00 PM

Comments:

LOCATION: Durham Rd N of Oxford													QC JOB #: 14473023		
SPECIFIC LOCATION: Durham Rd N of Oxford													DIRECTION: SB		
CITY/STATE: Roxboro, NC													DATE: Aug 30 2017 - Aug 31 2017		
Start Time	Motor-cycles	Cars & Trailer	2 Axle Long	Buses	2 Axle 6 Tire	3 Axle Single	4 Axle Single	<5 Axle Double	5 Axle Double	>6 Axle Double	<6 Axle Multi	6 Axle Multi	>6 Axle Multi	Not Classified	Total
Grand Total	351	19146	5007	113	845	199	19	333	268	53	14	14	22	717	27101
Percent	1.3%	70.6%	18.5%	0.4%	3.1%	0.7%	0.1%	1.2%	1.0%	0.2%	0.1%	0.1%	0.1%	2.6%	
ADT 13550															
<i>Comments:</i>															



LOCATION: Durham Rd N of Oxford SPECIFIC LOCATION: Durham Rd N of Oxford CITY/STATE: Roxboro, NC						QC JOB #: 14473023 DIRECTION: SB DATE: Aug 30 2017 - Aug 31 2017				
Start Time	Mon	Tue	Wed 30-Aug-17	Thu 31-Aug-17	Fri	Average Weekday Hourly Traffic	Sat	Sun	Average Week Hourly Traffic	Average Week Profile
12:00 AM			29	38		34			34	
1:00 AM			29	21		25			25	
2:00 AM			23	31		27			27	
3:00 AM			50	44		47			47	
4:00 AM			142	133		138			138	
5:00 AM			389	381		385			385	
6:00 AM			696	755		726			726	
7:00 AM			882	806		844			844	
8:00 AM			718	765		742			742	
9:00 AM			657	706		682			682	
10:00 AM			738	730		734			734	
11:00 AM			842	823		833			833	
12:00 PM			865	964		915			915	
1:00 PM			823	869		846			846	
2:00 PM			869	865		867			867	
3:00 PM			1056	1140		1098			1098	
4:00 PM			914	1018		966			966	
5:00 PM			980	952		966			966	
6:00 PM			773	838		806			806	
7:00 PM			649	618		634			634	
8:00 PM			478	524		501			501	
9:00 PM			289	313		301			301	
10:00 PM			309	359		334			334	
11:00 PM			93	115		104			104	
Day Total			13293	13808		13555			13555	
% Weekday Average			98.1%	101.9%						
% Week Average			98.1%	101.9%		100.0%				
AM Peak			7:00 AM	11:00 AM		7:00 AM			7:00 AM	
Volume			882	823		844			844	
PM Peak			3:00 PM	3:00 PM		3:00 PM			3:00 PM	
Volume			1056	1140		1098			1098	
<i>Comments:</i>										

LOCATION: Durham Rd S of Main St SPECIFIC LOCATION: Durham Rd S of Main St CITY/STATE: Roxboro, NC															QC JOB #: 14473024 DIRECTION: NB DATE: Aug 30 2017				
Start Time	1 15	16 20	21 25	26 30	31 35	36 40	41 45	46 50	51 55	56 60	61 65	66 70	71 75	76 999	Total	Pace Speed	Number in Pace		
12:00 AM	0	0	1	8	22	32	9	2	0	1	1	0	0	0	76	31-40	54		
1:00 AM	1	0	0	1	12	20	5	0	0	0	0	0	0	0	39	31-40	32		
2:00 AM	0	0	0	0	10	20	9	1	0	0	0	0	0	0	40	31-40	30		
3:00 AM	1	1	0	1	21	27	10	1	1	0	0	0	0	0	63	31-40	48		
4:00 AM	0	0	1	4	18	25	10	0	1	0	0	0	0	0	59	31-40	43		
5:00 AM	0	1	4	22	56	62	13	3	0	0	0	0	0	0	161	31-40	118		
6:00 AM	4	15	13	58	118	99	31	4	1	0	0	0	0	0	343	31-40	217		
7:00 AM	146	58	133	156	188	150	32	2	0	0	0	0	0	0	865	26-35	344		
8:00 AM	88	59	92	111	227	134	34	3	0	0	0	0	0	0	748	31-40	360		
9:00 AM	67	62	89	128	197	124	24	2	0	0	0	0	0	0	693	27-36	324		
10:00 AM	83	60	78	165	202	105	14	0	0	0	0	0	0	0	707	26-35	366		
11:00 AM	99	73	125	140	206	118	23	5	1	0	0	0	0	0	790	26-35	346		
12:00 PM	104	79	131	189	219	119	23	1	0	0	0	0	0	0	865	26-35	407		
1:00 PM	84	49	117	218	207	132	17	1	0	0	0	0	0	0	825	26-35	424		
2:00 PM	97	73	122	178	237	118	17	1	0	0	0	0	0	0	843	26-35	414		
3:00 PM	179	103	146	150	211	68	13	1	0	0	0	0	0	0	871	26-35	361		
4:00 PM	220	125	155	202	216	93	23	1	0	0	0	0	0	0	1035	26-35	418		
5:00 PM	224	131	180	209	191	106	24	3	0	0	0	0	0	0	1068	26-35	400		
6:00 PM	126	95	116	173	230	168	37	3	0	0	0	0	0	0	948	26-35	403		
7:00 PM	46	29	65	157	213	156	29	2	0	0	0	0	0	0	697	26-35	370		
8:00 PM	25	21	66	132	173	113	13	0	0	0	0	0	0	0	543	26-35	305		
9:00 PM	3	5	20	63	153	101	19	2	1	0	0	0	0	0	367	31-40	253		
10:00 PM	1	0	6	28	62	91	17	3	1	0	0	0	0	0	209	31-40	152		
11:00 PM	0	2	3	33	81	83	15	2	0	0	0	0	0	0	219	31-40	164		
Day Total	1598	1041	1663	2526	3470	2264	461	43	6	1	1	0	0	0	13074	26-35	5996		
Percent	12.2%	8.0%	12.7%	19.3%	26.5%	17.3%	3.5%	0.3%	0.0%	0.0%	0.0%	0.0%	0.0%	0.0%					
ADT 13074																			
AM Peak Volume	7:00 AM	11:00 AM	7:00 AM	10:00 AM	8:00 AM	7:00 AM	8:00 AM	11:00 AM	3:00 AM	12:00 AM	12:00 AM						7:00 AM		
	146	73	133	165	227	150	34	5	1	1	1						865		
PM Peak Volume	5:00 PM	5:00 PM	5:00 PM	1:00 PM	2:00 PM	6:00 PM	6:00 PM	5:00 PM	9:00 PM						5:00 PM				
	224	131	180	218	237	168	37	3	1						1068				
<i>Comments:</i>																			

LOCATION: Durham Rd S of Main St SPECIFIC LOCATION: Durham Rd S of Main St CITY/STATE: Roxboro, NC															QC JOB #: 14473024 DIRECTION: NB DATE: Aug 31 2017			
Start Time	1 15	16 20	21 25	26 30	31 35	36 40	41 45	46 50	51 55	56 60	61 65	66 70	71 75	76 999	Total	Pace Speed	Number in Pace	
12:00 AM	2	0	1	8	34	37	9	2	0	0	0	0	0	0	93	31-40	71	
1:00 AM	0	0	0	6	15	23	10	1	0	0	0	0	0	0	55	31-40	38	
2:00 AM	0	1	0	2	17	37	6	0	0	0	0	0	0	0	63	31-40	54	
3:00 AM	0	0	0	2	19	24	9	1	0	0	0	0	0	0	55	31-40	42	
4:00 AM	0	0	2	4	17	35	6	1	0	0	0	0	0	0	65	31-40	52	
5:00 AM	0	0	5	14	59	50	19	0	0	0	0	0	0	0	147	31-40	109	
6:00 AM	4	4	19	33	105	106	35	5	1	0	0	0	0	0	312	31-40	210	
7:00 AM	153	90	121	171	162	101	36	3	0	0	0	0	0	0	837	26-35	332	
8:00 AM	72	43	87	138	182	176	43	4	0	0	0	0	0	0	745	31-40	358	
9:00 AM	66	29	67	139	234	140	33	3	0	0	0	0	0	0	711	31-40	374	
10:00 AM	56	41	87	175	230	135	13	2	0	0	0	0	0	0	739	26-35	405	
11:00 AM	98	55	116	176	244	116	24	3	0	0	0	0	0	0	832	26-35	419	
12:00 PM	99	70	119	192	228	147	14	1	0	0	0	0	0	0	870	26-35	420	
1:00 PM	119	81	115	215	236	136	17	3	0	0	0	0	0	0	922	26-35	451	
2:00 PM	130	91	132	191	218	106	25	2	0	0	0	0	0	0	895	26-35	409	
3:00 PM	229	142	176	181	152	74	11	0	0	0	0	0	0	0	965	21-30	357	
4:00 PM	256	186	205	229	162	66	12	0	0	0	0	0	0	0	1116	21-30	433	
5:00 PM	286	165	162	225	195	70	10	0	0	0	0	0	0	0	1113	26-35	420	
6:00 PM	168	106	141	150	229	138	13	1	0	0	0	0	0	0	946	26-35	378	
7:00 PM	37	38	87	186	224	141	16	2	0	0	0	0	0	0	731	26-35	409	
8:00 PM	23	15	57	124	210	120	22	3	0	0	0	0	0	0	574	26-35	334	
9:00 PM	6	4	17	46	114	104	27	0	0	0	0	0	0	0	318	31-40	218	
10:00 PM	0	0	7	25	87	95	16	3	0	0	0	0	0	0	233	31-40	182	
11:00 PM	4	0	1	17	86	96	33	2	0	0	0	0	0	0	239	31-40	181	
Day Total	1808	1161	1724	2649	3459	2273	459	42	1	0	0	0	0	0	13576	26-35	6107	
Percent	13.3%	8.6%	12.7%	19.5%	25.5%	16.7%	3.4%	0.3%	0.0%	0.0%	0.0%	0.0%	0.0%	0.0%				
ADT 13576																		
AM Peak Volume	7:00 AM 153	7:00 AM 90	7:00 AM 121	11:00 AM 176	11:00 AM 244	8:00 AM 176	8:00 AM 43	6:00 AM 5	6:00 AM 1							7:00 AM 837		
PM Peak Volume	5:00 PM 286	4:00 PM 186	4:00 PM 205	4:00 PM 229	1:00 PM 236	12:00 PM 147	11:00 PM 33	1:00 PM 3							4:00 PM 1116			
<i>Comments:</i>																		

LOCATION: Durham Rd S of Main St														QC JOB #: 14473024			
SPECIFIC LOCATION: Durham Rd S of Main St														DIRECTION: NB			
CITY/STATE: Roxboro, NC														DATE: Aug 30 2017 - Aug 31 2017			
Start Time	1 15	16 20	21 25	26 30	31 35	36 40	41 45	46 50	51 55	56 60	61 65	66 70	71 75	76 999	Total	Pace Speed	Number in Pace
Grand Total	3406	2202	3387	5175	6929	4537	920	85	7	1	1	0	0	0	26650	26-35	12103
Percent	12.8%	8.3%	12.7%	19.4%	26.0%	17.0%	3.5%	0.3%	0.0%	0.0%	0.0%	0.0%	0.0%	0.0%			
Cumulative Percent	12.8%	21.0%	33.8%	53.2%	79.2%	96.2%	99.6%	100.0%	100.0%	100.0%	100.0%	100.0%	100.0%	100.0%			
ADT 13325															85th Percentile 36 MPH Mean Speed(Average) 27 MPH Median 29 MPH Mode 33 MPH		
<i>Comments:</i>																	



LOCATION: Durham Rd S of Main St SPECIFIC LOCATION: Durham Rd S of Main St CITY/STATE: Roxboro, NC														QC JOB #: 14473024 DIRECTION: NB DATE: Aug 30 2017	
Start Time	Motor-cycles	Cars & Trailer	2 Axle Long	Buses	2 Axle 6 Tire	3 Axle Single	4 Axle Single	<5 Axle Double	5 Axle Double	>6 Axle Double	<6 Axle Multi	6 Axle Multi	>6 Axle Multi	Not Classified	Total
12:00 AM	0	67	7	0	2	0	0	0	0	0	0	0	0	0	76
1:00 AM	0	31	3	1	1	0	0	0	3	0	0	0	0	0	39
2:00 AM	0	34	3	1	1	0	0	0	1	0	0	0	0	0	40
3:00 AM	0	46	6	3	0	1	0	3	2	0	0	1	0	1	63
4:00 AM	0	48	9	1	0	0	0	0	1	0	0	0	0	0	59
5:00 AM	1	107	35	2	9	2	0	1	4	0	0	0	0	0	161
6:00 AM	5	224	74	3	19	4	0	6	6	0	0	0	1	1	343
7:00 AM	19	586	125	10	21	7	0	6	6	0	0	1	0	84	865
8:00 AM	19	476	137	3	30	15	0	17	7	0	0	0	0	44	748
9:00 AM	12	418	142	6	43	7	2	10	17	1	1	0	0	34	693
10:00 AM	16	437	152	4	27	6	0	8	9	0	0	0	1	47	707
11:00 AM	14	493	157	5	29	12	2	13	10	0	1	1	0	53	790
12:00 PM	20	568	170	1	33	11	1	6	7	1	0	0	1	46	865
1:00 PM	16	550	139	3	29	13	1	12	6	1	0	0	0	55	825
2:00 PM	20	579	156	4	19	7	2	7	10	0	0	0	1	38	843
3:00 PM	25	575	141	3	25	10	1	10	8	0	1	0	0	72	871
4:00 PM	25	662	171	4	26	12	1	9	1	4	1	0	2	117	1035
5:00 PM	13	731	155	3	18	5	0	14	2	2	0	0	0	125	1068
6:00 PM	13	663	165	1	27	2	0	3	2	0	0	0	0	72	948
7:00 PM	8	497	135	1	19	2	0	6	4	0	0	0	0	25	697
8:00 PM	5	408	96	0	11	2	0	1	2	2	0	0	0	16	543
9:00 PM	2	295	55	1	11	0	0	0	0	0	0	0	0	3	367
10:00 PM	3	173	28	0	4	0	0	0	0	0	0	0	0	1	209
11:00 PM	2	188	26	0	2	1	0	0	0	0	0	0	0	0	219
Day Total	238	8856	2287	60	406	119	10	132	108	11	4	3	6	834	13074
Percent	1.8%	67.7%	17.5%	0.5%	3.1%	0.9%	0.1%	1.0%	0.8%	0.1%	0.0%	0.0%	0.0%	6.4%	
ADT 13074															
AM Peak Volume	7:00 AM	7:00 AM	11:00 AM	7:00 AM	9:00 AM	8:00 AM	9:00 AM	8:00 AM	9:00 AM	9:00 AM	9:00 AM	3:00 AM	6:00 AM	7:00 AM	7:00 AM
PM Peak Volume	3:00 PM	5:00 PM	4:00 PM	2:00 PM	12:00 PM	1:00 PM	2:00 PM	5:00 PM	2:00 PM	4:00 PM	3:00 PM		4:00 PM	5:00 PM	5:00 PM
	19	586	157	10	43	15	2	17	17	1	1	1	1	84	865
	25	731	171	4	33	13	2	14	10	4	1		2	125	1068

Comments:

LOCATION: Durham Rd S of Main St SPECIFIC LOCATION: Durham Rd S of Main St CITY/STATE: Roxboro, NC														QC JOB #: 14473024 DIRECTION: NB DATE: Aug 31 2017	
Start Time	Motor-cycles	Cars & Trailer	2 Axle Long	Buses	2 Axle 6 Tire	3 Axle Single	4 Axle Single	<5 Axle Double	5 Axle Double	>6 Axle Double	<6 Axle Multi	6 Axle Multi	>6 Axle Multi	Not Classified	Total
12:00 AM	0	77	13	1	0	0	0	0	0	0	0	0	0	2	93
1:00 AM	0	45	7	0	1	1	0	0	1	0	0	0	0	0	55
2:00 AM	0	51	8	0	1	1	0	1	1	0	0	0	0	0	63
3:00 AM	0	38	9	3	1	0	0	2	2	0	0	0	0	0	55
4:00 AM	1	43	10	2	3	1	0	1	4	0	0	0	0	0	65
5:00 AM	1	98	31	3	9	2	0	0	3	0	0	0	0	0	147
6:00 AM	1	198	64	1	24	6	1	4	6	2	1	0	0	4	312
7:00 AM	17	543	135	7	24	10	5	10	2	2	1	0	1	80	837
8:00 AM	18	479	148	3	26	4	2	9	10	1	0	0	4	41	745
9:00 AM	18	451	144	4	25	7	6	10	8	2	0	0	2	34	711
10:00 AM	5	473	169	3	31	10	6	8	7	2	0	0	2	23	739
11:00 AM	13	528	172	3	23	14	0	15	9	1	0	0	1	53	832
12:00 PM	10	571	184	2	27	8	0	4	9	4	0	0	0	51	870
1:00 PM	22	600	165	3	35	12	1	10	7	2	0	1	2	62	922
2:00 PM	22	557	188	2	30	10	0	13	8	1	0	0	2	62	895
3:00 PM	19	588	176	3	30	10	4	10	9	4	0	1	3	108	965
4:00 PM	24	719	163	8	26	5	1	18	7	1	2	1	2	139	1116
5:00 PM	17	718	176	2	21	8	2	8	1	2	1	0	0	157	1113
6:00 PM	7	667	162	0	21	1	0	6	1	1	0	0	0	80	946
7:00 PM	8	560	109	1	24	5	0	6	1	0	0	0	0	17	731
8:00 PM	4	431	107	0	14	1	0	1	2	0	0	0	0	14	574
9:00 PM	0	246	57	0	6	1	0	2	1	0	0	0	0	5	318
10:00 PM	1	204	22	0	4	0	0	2	0	0	0	0	0	0	233
11:00 PM	0	196	35	0	1	1	0	0	2	0	0	0	0	4	239
Day Total	208	9081	2454	51	407	118	28	140	101	25	5	3	19	936	13576
Percent	1.5%	66.9%	18.1%	0.4%	3.0%	0.9%	0.2%	1.0%	0.7%	0.2%	0.0%	0.0%	0.1%	6.9%	
ADT 13576															
AM Peak Volume	8:00 AM	7:00 AM	11:00 AM	7:00 AM	10:00 AM	11:00 AM	9:00 AM	11:00 AM	8:00 AM	6:00 AM	6:00 AM		8:00 AM	7:00 AM	7:00 AM
	18	543	172	7	31	14	6	15	10	2	1		4	80	837
PM Peak Volume	4:00 PM	4:00 PM	2:00 PM	4:00 PM	1:00 PM	1:00 PM	3:00 PM	4:00 PM	12:00 PM	12:00 PM	4:00 PM	1:00 PM	3:00 PM	5:00 PM	4:00 PM
	24	719	188	8	35	12	4	18	9	4	2	1	3	157	1116
<i>Comments:</i>															

LOCATION: Durham Rd S of Main St													QC JOB #: 14473024		
SPECIFIC LOCATION: Durham Rd S of Main St													DIRECTION: NB		
CITY/STATE: Roxboro, NC													DATE: Aug 30 2017 - Aug 31 2017		
Start Time	Motor-cycles	Cars & Trailer	2 Axle Long	Buses	2 Axle 6 Tire	3 Axle Single	4 Axle Single	<5 Axle Double	5 Axle Double	>6 Axle Double	<6 Axle Multi	6 Axle Multi	>6 Axle Multi	Not Classified	Total
Grand Total	446	17937	4741	111	813	237	38	272	209	36	9	6	25	1770	26650
Percent	1.7%	67.3%	17.8%	0.4%	3.1%	0.9%	0.1%	1.0%	0.8%	0.1%	0.0%	0.0%	0.1%	6.6%	
ADT 13325															
<i>Comments:</i>															



LOCATION: Durham Rd S of Main St SPECIFIC LOCATION: Durham Rd S of Main St CITY/STATE: Roxboro, NC							QC JOB #: 14473024 DIRECTION: NB DATE: Aug 30 2017 - Aug 31 2017			
Start Time	Mon	Tue	Wed 30-Aug-17	Thu 31-Aug-17	Fri	Average Weekday Hourly Traffic	Sat	Sun	Average Week Hourly Traffic	Average Week Profile
12:00 AM			76	93		85			85	
1:00 AM			39	55		47			47	
2:00 AM			40	63		52			52	
3:00 AM			63	55		59			59	
4:00 AM			59	65		62			62	
5:00 AM			161	147		154			154	
6:00 AM			343	312		328			328	
7:00 AM			865	837		851			851	
8:00 AM			748	745		747			747	
9:00 AM			693	711		702			702	
10:00 AM			707	739		723			723	
11:00 AM			790	832		811			811	
12:00 PM			865	870		868			868	
1:00 PM			825	922		874			874	
2:00 PM			843	895		869			869	
3:00 PM			871	965		918			918	
4:00 PM			1035	1116		1076			1076	
5:00 PM			1068	1113		1091			1091	
6:00 PM			948	946		947			947	
7:00 PM			697	731		714			714	
8:00 PM			543	574		559			559	
9:00 PM			367	318		343			343	
10:00 PM			209	233		221			221	
11:00 PM			219	239		229			229	
Day Total			13074	13576		13330			13330	
% Weekday Average			98.1%	101.8%						
% Week Average			98.1%	101.8%		100.0%				
AM Peak			7:00 AM	7:00 AM		7:00 AM			7:00 AM	
Volume			865	837		851			851	
PM Peak			5:00 PM	4:00 PM		5:00 PM			5:00 PM	
Volume			1068	1116		1091			1091	
<i>Comments:</i>										

LOCATION: Durham Rd S of Main St SPECIFIC LOCATION: Durham Rd S of Main St CITY/STATE: Roxboro, NC															QC JOB #: 14473024 DIRECTION: NB/SB DATE: Aug 30 2017			
Start Time	1 15	16 20	21 25	26 30	31 35	36 40	41 45	46 50	51 55	56 60	61 65	66 70	71 75	76 999	Total	Pace Speed	Number in Pace	
12:00 AM	0	0	1	11	28	51	14	3	1	1	1	0	0	0	111	31-40	79	
1:00 AM	2	0	0	1	21	30	8	1	1	0	1	0	0	0	65	31-40	51	
2:00 AM	0	0	0	2	17	30	15	1	0	0	0	0	0	0	65	31-40	47	
3:00 AM	2	1	0	1	29	43	21	7	3	1	0	1	2	0	111	31-40	71	
4:00 AM	1	0	1	6	55	89	47	5	1	0	0	0	0	0	205	31-40	144	
5:00 AM	5	1	6	31	142	236	115	15	3	1	1	0	0	0	556	31-40	378	
6:00 AM	23	15	14	82	251	407	199	29	1	0	0	0	0	0	1021	31-40	658	
7:00 AM	179	60	143	228	432	475	168	22	2	0	0	0	0	0	1709	31-40	907	
8:00 AM	113	60	100	182	458	435	129	12	1	0	0	0	0	0	1490	31-40	893	
9:00 AM	83	65	109	215	445	359	81	13	0	0	0	0	0	0	1370	31-40	803	
10:00 AM	120	65	91	284	492	325	75	10	0	0	0	0	0	0	1462	31-40	817	
11:00 AM	136	80	153	304	553	398	76	5	1	0	0	0	0	0	1706	31-40	950	
12:00 PM	142	85	152	300	560	437	94	4	1	0	0	0	0	0	1775	31-40	997	
1:00 PM	111	55	131	344	571	377	97	4	0	0	0	0	0	0	1690	31-40	948	
2:00 PM	128	79	148	284	549	445	96	12	0	0	0	0	0	0	1741	31-40	994	
3:00 PM	220	106	158	275	640	468	104	14	1	1	0	0	0	0	1987	31-40	1107	
4:00 PM	270	130	174	300	548	452	125	8	2	0	0	0	0	0	2009	31-40	1000	
5:00 PM	263	132	193	316	588	489	119	12	1	0	0	0	0	0	2113	31-40	1077	
6:00 PM	168	97	131	294	518	459	138	12	0	0	0	0	0	0	1817	31-40	976	
7:00 PM	60	29	84	251	456	411	87	9	0	0	0	0	0	0	1387	31-40	867	
8:00 PM	33	21	68	180	376	316	64	1	0	2	0	0	0	0	1061	31-40	692	
9:00 PM	6	5	24	87	241	242	57	10	2	0	0	0	0	0	674	31-40	482	
10:00 PM	2	0	7	39	150	227	69	10	3	0	0	0	0	0	507	31-40	376	
11:00 PM	0	2	3	41	116	126	29	6	2	0	0	0	0	0	325	31-40	241	
Day Total	2067	1088	1891	4058	8236	7327	2027	225	26	6	3	1	2	0	26957	31-40	15563	
Percent	7.7%	4.0%	7.0%	15.1%	30.6%	27.2%	7.5%	0.8%	0.1%	0.0%	0.0%	0.0%	0.0%	0.0%				
ADT 26957																		
AM Peak Volume	7:00 AM	11:00 AM	11:00 AM	11:00 AM	11:00 AM	7:00 AM	6:00 AM	6:00 AM	3:00 AM	12:00 AM	12:00 AM	3:00 AM	3:00 AM		7:00 AM			
	179	80	153	304	553	475	199	29	3	1	1	1	2		1709			
PM Peak Volume	4:00 PM	5:00 PM	5:00 PM	1:00 PM	3:00 PM	5:00 PM	6:00 PM	3:00 PM	10:00 PM	8:00 PM					5:00 PM			
	270	132	193	344	640	489	138	14	3	2					2113			
<i>Comments:</i>																		

LOCATION: Durham Rd S of Main St SPECIFIC LOCATION: Durham Rd S of Main St CITY/STATE: Roxboro, NC															QC JOB #: 14473024 DIRECTION: NB/SB DATE: Aug 31 2017			
Start Time	1 15	16 20	21 25	26 30	31 35	36 40	41 45	46 50	51 55	56 60	61 65	66 70	71 75	76 999	Total	Pace Speed	Number in Pace	
12:00 AM	2	0	2	14	45	47	19	5	1	0	0	0	0	0	135	31-40	92	
1:00 AM	1	0	1	6	22	40	12	2	0	0	0	0	0	0	84	31-40	62	
2:00 AM	2	1	0	3	22	52	12	1	0	0	0	0	0	0	93	31-40	74	
3:00 AM	0	0	0	2	30	35	21	8	0	0	0	0	0	0	96	31-40	65	
4:00 AM	1	0	4	6	40	92	46	9	1	0	0	0	0	0	199	36-45	137	
5:00 AM	5	0	5	25	117	223	126	23	1	0	0	0	0	0	525	36-45	349	
6:00 AM	23	4	24	62	250	421	252	29	4	0	0	0	0	0	1069	36-45	673	
7:00 AM	181	91	125	218	428	434	175	16	1	0	0	0	0	0	1669	31-40	861	
8:00 AM	95	44	99	231	433	499	145	6	1	0	0	0	0	0	1553	31-40	931	
9:00 AM	91	31	77	228	506	401	109	12	2	0	0	0	0	0	1457	31-40	907	
10:00 AM	84	47	101	275	518	346	101	10	1	0	0	0	0	0	1483	31-40	864	
11:00 AM	136	63	152	312	575	400	71	7	0	0	0	0	0	0	1716	31-40	975	
12:00 PM	153	78	142	313	619	478	80	9	0	0	0	0	0	0	1872	31-40	1096	
1:00 PM	152	85	123	319	558	481	97	10	0	0	0	0	0	0	1825	31-40	1039	
2:00 PM	174	95	171	318	565	378	95	6	0	0	0	0	0	0	1802	31-40	942	
3:00 PM	281	154	209	352	626	438	79	4	1	0	0	0	0	0	2144	31-40	1063	
4:00 PM	304	192	229	372	562	432	105	3	1	0	0	0	0	0	2200	31-40	994	
5:00 PM	326	170	194	368	601	437	91	5	1	0	0	0	0	0	2193	31-40	1038	
6:00 PM	201	112	160	246	562	445	92	6	0	0	1	0	0	0	1825	31-40	1007	
7:00 PM	58	45	108	240	481	373	82	7	1	0	0	0	0	0	1395	31-40	853	
8:00 PM	30	15	63	187	401	331	78	9	0	0	0	0	0	0	1114	31-40	732	
9:00 PM	10	4	20	60	201	254	79	8	0	0	0	0	0	0	636	31-40	454	
10:00 PM	4	0	7	34	169	276	95	11	0	0	0	0	0	0	596	31-40	445	
11:00 PM	5	0	1	21	114	158	56	6	2	0	0	0	0	0	363	31-40	272	
Day Total	2319	1231	2017	4212	8445	7471	2118	212	18	0	1	0	0	0	28044	31-40	15916	
Percent	8.3%	4.4%	7.2%	15.0%	30.1%	26.6%	7.6%	0.8%	0.1%	0.0%	0.0%	0.0%	0.0%	0.0%				
ADT 28044																		
AM Peak Volume	7:00 AM	7:00 AM	11:00 AM	11:00 AM	11:00 AM	8:00 AM	6:00 AM	6:00 AM	6:00 AM							11:00 AM		
	181	91	152	312	575	499	252	29	4							1716		
PM Peak Volume	5:00 PM	4:00 PM	4:00 PM	4:00 PM	3:00 PM	1:00 PM	4:00 PM	10:00 PM	11:00 PM						6:00 PM			
	326	192	229	372	626	481	105	11	2						2200			
<i>Comments:</i>																		

LOCATION: Durham Rd S of Main St															QC JOB #: 14473024		
SPECIFIC LOCATION: Durham Rd S of Main St															DIRECTION: NB/SB		
CITY/STATE: Roxboro, NC															DATE: Aug 30 2017 - Aug 31 2017		
Start Time	1 15	16 20	21 25	26 30	31 35	36 40	41 45	46 50	51 55	56 60	61 65	66 70	71 75	76 999	Total	Pace Speed	Number in Pace
Grand Total	4386	2319	3908	8270	16681	14798	4145	437	44	6	4	1	2	0	55001	31-40	31478
Percent	8.0%	4.2%	7.1%	15.0%	30.3%	26.9%	7.5%	0.8%	0.1%	0.0%	0.0%	0.0%	0.0%	0.0%			
Cumulative Percent	8.0%	12.2%	19.3%	34.3%	64.7%	91.6%	99.1%	99.9%	100.0%	100.0%	100.0%	100.0%	100.0%	100.0%			
ADT 27500															85th Percentile 38 MPH Mean Speed(Average) 30 MPH Median 32 MPH Mode 33 MPH		
<i>Comments:</i>																	



LOCATION: Durham Rd S of Main St SPECIFIC LOCATION: Durham Rd S of Main St CITY/STATE: Roxboro, NC														QC JOB #: 14473024 DIRECTION: NB/SB DATE: Aug 30 2017	
Start Time	Motor-cycles	Cars & Trailer	2 Axle Long	Buses	2 Axle 6 Tire	3 Axle Single	4 Axle Single	<5 Axle Double	5 Axle Double	>6 Axle Double	<6 Axle Multi	6 Axle Multi	>6 Axle Multi	Not Classified	Total
12:00 AM	0	93	14	1	3	0	0	0	0	0	0	0	0	0	111
1:00 AM	0	52	8	1	1	0	0	0	3	0	0	0	0	0	65
2:00 AM	0	51	7	2	3	0	0	1	1	0	0	0	0	0	65
3:00 AM	0	82	13	3	2	1	0	5	2	0	0	1	0	2	111
4:00 AM	0	163	31	2	1	2	0	2	3	0	0	0	0	1	205
5:00 AM	2	396	111	2	24	4	0	3	9	0	0	0	0	5	556
6:00 AM	11	718	174	9	42	9	0	19	14	0	1	0	1	23	1021
7:00 AM	23	1162	266	17	51	19	1	24	18	3	3	2	2	118	1709
8:00 AM	34	964	285	4	57	23	1	36	15	1	0	0	1	69	1490
9:00 AM	16	863	284	11	65	11	3	29	31	3	2	0	1	51	1370
10:00 AM	23	925	297	10	66	11	2	24	19	3	1	1	1	79	1462
11:00 AM	33	1127	322	8	60	24	2	23	15	0	1	1	1	89	1706
12:00 PM	30	1206	319	6	67	22	1	16	16	7	0	1	1	83	1775
1:00 PM	29	1144	310	6	53	20	1	27	12	2	1	0	1	84	1690
2:00 PM	32	1200	322	9	51	16	2	17	21	0	1	0	4	66	1741
3:00 PM	40	1403	296	21	54	15	2	16	13	4	3	1	0	119	1987
4:00 PM	43	1377	309	7	45	19	1	23	4	4	2	0	5	170	2009
5:00 PM	31	1522	294	7	46	11	1	23	9	4	1	1	0	163	2113
6:00 PM	24	1289	308	4	52	8	1	11	5	1	0	0	1	113	1817
7:00 PM	13	1024	245	1	39	6	1	14	6	0	0	0	0	38	1387
8:00 PM	10	800	186	0	26	2	0	4	4	3	1	0	0	25	1061
9:00 PM	4	526	112	2	16	1	0	3	4	0	0	0	0	6	674
10:00 PM	6	414	68	0	7	3	0	3	1	1	0	0	1	3	507
11:00 PM	2	275	36	1	9	2	0	0	0	0	0	0	0	0	325
Day Total	406	18776	4617	134	840	229	19	323	225	36	17	8	20	1307	26957
Percent	1.5%	69.7%	17.1%	0.5%	3.1%	0.8%	0.1%	1.2%	0.8%	0.1%	0.1%	0.0%	0.1%	4.8%	
ADT 26957															
AM Peak Volume	8:00 AM	7:00 AM	11:00 AM	7:00 AM	10:00 AM	11:00 AM	9:00 AM	8:00 AM	9:00 AM	7:00 AM	7:00 AM	7:00 AM	7:00 AM	7:00 AM	7:00 AM
PM Peak Volume	4:00 PM	5:00 PM	2:00 PM	3:00 PM	12:00 PM	12:00 PM	2:00 PM	1:00 PM	2:00 PM	12:00 PM	3:00 PM	12:00 PM	4:00 PM	4:00 PM	5:00 PM
	34	1162	322	17	66	24	3	36	31	3	3	2	2	118	1709
	43	1522	322	21	67	22	2	27	21	7	3	1	5	170	2113

Comments:

LOCATION: Durham Rd S of Main St SPECIFIC LOCATION: Durham Rd S of Main St CITY/STATE: Roxboro, NC														QC JOB #: 14473024 DIRECTION: NB/SB DATE: Aug 31 2017	
Start Time	Motor-cycles	Cars & Trailer	2 Axle Long	Buses	2 Axle 6 Tire	3 Axle Single	4 Axle Single	<5 Axle Double	5 Axle Double	>6 Axle Double	<6 Axle Multi	6 Axle Multi	>6 Axle Multi	Not Classified	Total
12:00 AM	1	108	19	1	2	0	0	0	2	0	0	0	0	2	135
1:00 AM	2	64	13	1	1	1	0	0	1	0	0	0	0	1	84
2:00 AM	1	72	15	0	1	2	0	1	1	0	0	0	0	0	93
3:00 AM	0	67	18	4	3	0	0	2	2	0	0	0	0	0	96
4:00 AM	2	145	27	5	7	3	0	4	5	0	0	0	0	1	199
5:00 AM	1	377	88	5	20	12	0	9	7	0	0	0	0	6	525
6:00 AM	4	739	196	7	49	18	1	11	12	3	1	1	3	24	1069
7:00 AM	26	1112	284	13	66	20	5	18	6	4	2	0	3	110	1669
8:00 AM	30	1029	311	11	45	10	2	21	19	4	2	0	4	65	1553
9:00 AM	29	924	301	9	55	11	7	28	22	4	4	0	4	59	1457
10:00 AM	13	969	321	9	55	16	6	20	19	8	0	0	4	43	1483
11:00 AM	28	1145	322	6	50	25	1	26	18	2	2	1	1	89	1716
12:00 PM	23	1275	354	7	53	13	0	20	16	5	0	1	1	104	1872
1:00 PM	28	1202	364	6	69	16	2	23	13	7	0	1	3	91	1825
2:00 PM	29	1198	327	5	62	20	1	27	26	1	1	0	2	103	1802
3:00 PM	30	1439	362	21	52	19	5	28	19	6	0	1	4	158	2144
4:00 PM	38	1521	315	14	54	20	2	29	11	3	2	1	4	186	2200
5:00 PM	31	1531	337	4	38	13	3	19	5	4	5	1	3	199	2193
6:00 PM	22	1288	319	2	45	7	1	17	3	5	2	0	1	113	1825
7:00 PM	19	1070	203	1	44	6	0	11	2	1	0	0	0	38	1395
8:00 PM	7	835	204	1	29	2	0	6	5	2	0	0	0	23	1114
9:00 PM	1	514	95	0	11	2	0	2	2	0	0	0	0	9	636
10:00 PM	5	502	73	0	8	2	0	2	0	1	0	0	0	3	596
11:00 PM	0	298	52	0	2	1	0	3	3	0	0	0	0	4	363
Day Total	370	19424	4920	132	821	239	36	327	219	60	21	7	37	1431	28044
Percent	1.3%	69.3%	17.5%	0.5%	2.9%	0.9%	0.1%	1.2%	0.8%	0.2%	0.1%	0.0%	0.1%	5.1%	
ADT 28044															
AM Peak Volume	8:00 AM	11:00 AM	11:00 AM	7:00 AM	7:00 AM	11:00 AM	9:00 AM	9:00 AM	9:00 AM	10:00 AM	9:00 AM	6:00 AM	8:00 AM	7:00 AM	11:00 AM
	30	1145	322	13	66	25	7	28	22	8	4	1	4	110	1716
PM Peak Volume	4:00 PM	5:00 PM	1:00 PM	3:00 PM	1:00 PM	2:00 PM	3:00 PM	4:00 PM	2:00 PM	1:00 PM	5:00 PM	12:00 PM	3:00 PM	5:00 PM	4:00 PM
	38	1531	364	21	69	20	5	29	26	7	5	1	4	199	2200
<i>Comments:</i>															

LOCATION: Durham Rd S of Main St													QC JOB #: 14473024		
SPECIFIC LOCATION: Durham Rd S of Main St													DIRECTION: NB/SB		
CITY/STATE: Roxboro, NC													DATE: Aug 30 2017 - Aug 31 2017		
Start Time	Motor-cycles	Cars & Trailer	2 Axle Long	Buses	2 Axle 6 Tire	3 Axle Single	4 Axle Single	<5 Axle Double	5 Axle Double	>6 Axle Double	<6 Axle Multi	6 Axle Multi	>6 Axle Multi	Not Classified	Total
Grand Total	776	38200	9537	266	1661	468	55	650	444	96	38	15	57	2738	55001
Percent	1.4%	69.5%	17.3%	0.5%	3.0%	0.9%	0.1%	1.2%	0.8%	0.2%	0.1%	0.0%	0.1%	5.0%	
ADT 27500															
<i>Comments:</i>															



LOCATION: Durham Rd S of Main St SPECIFIC LOCATION: Durham Rd S of Main St CITY/STATE: Roxboro, NC						QC JOB #: 14473024 DIRECTION: NB/SB DATE: Aug 30 2017 - Aug 31 2017				
Start Time	Mon	Tue	Wed 30-Aug-17	Thu 31-Aug-17	Fri	Average Weekday Hourly Traffic	Sat	Sun	Average Week Hourly Traffic	Average Week Profile
12:00 AM			111	135		123			123	
1:00 AM			65	84		75			75	
2:00 AM			65	93		79			79	
3:00 AM			111	96		104			104	
4:00 AM			205	199		202			202	
5:00 AM			556	525		541			541	
6:00 AM			1021	1069		1045			1045	
7:00 AM			1709	1669		1689			1689	
8:00 AM			1490	1553		1522			1522	
9:00 AM			1370	1457		1414			1414	
10:00 AM			1462	1483		1473			1473	
11:00 AM			1706	1716		1711			1711	
12:00 PM			1775	1872		1824			1824	
1:00 PM			1690	1825		1758			1758	
2:00 PM			1741	1802		1772			1772	
3:00 PM			1987	2144		2066			2066	
4:00 PM			2009	2200		2105			2105	
5:00 PM			2113	2193		2153			2153	
6:00 PM			1817	1825		1821			1821	
7:00 PM			1387	1395		1391			1391	
8:00 PM			1061	1114		1088			1088	
9:00 PM			674	636		655			655	
10:00 PM			507	596		552			552	
11:00 PM			325	363		344			344	
Day Total			26957	28044		27507			27507	
% Weekday Average			98.0%	102.0%						
% Week Average			98.0%	102.0%		100.0%				
AM Peak			7:00 AM	11:00 AM		11:00 AM			11:00 AM	
Volume			1709	1716		1711			1711	
PM Peak			5:00 PM	4:00 PM		5:00 PM			5:00 PM	
Volume			2113	2200		2153			2153	
<i>Comments:</i>										

LOCATION: Durham Rd S of Main St SPECIFIC LOCATION: Durham Rd S of Main St CITY/STATE: Roxboro, NC															QC JOB #: 14473024 DIRECTION: SB DATE: Aug 30 2017			
Start Time	1 15	16 20	21 25	26 30	31 35	36 40	41 45	46 50	51 55	56 60	61 65	66 70	71 75	76 999	Total	Pace Speed	Number in Pace	
12:00 AM	0	0	0	3	6	19	5	1	1	0	0	0	0	0	35	35-44	24	
1:00 AM	1	0	0	0	9	10	3	1	1	0	1	0	0	0	26	31-40	19	
2:00 AM	0	0	0	2	7	10	6	0	0	0	0	0	0	0	25	31-40	17	
3:00 AM	1	0	0	0	8	16	11	6	2	1	0	1	2	0	48	36-45	27	
4:00 AM	1	0	0	2	37	64	37	5	0	0	0	0	0	0	146	36-45	101	
5:00 AM	5	0	2	9	86	174	102	12	3	1	1	0	0	0	395	36-45	275	
6:00 AM	19	0	1	24	133	308	168	25	0	0	0	0	0	0	678	36-45	476	
7:00 AM	33	2	10	72	244	325	136	20	2	0	0	0	0	0	844	31-40	569	
8:00 AM	25	1	8	71	231	301	95	9	1	0	0	0	0	0	742	31-40	532	
9:00 AM	16	3	20	87	248	235	57	11	0	0	0	0	0	0	677	31-40	483	
10:00 AM	37	5	13	119	290	220	61	10	0	0	0	0	0	0	755	31-40	510	
11:00 AM	37	7	28	164	347	280	53	0	0	0	0	0	0	0	916	31-40	627	
12:00 PM	38	6	21	111	341	318	71	3	1	0	0	0	0	0	910	31-40	658	
1:00 PM	27	6	14	126	364	245	80	3	0	0	0	0	0	0	865	31-40	609	
2:00 PM	31	6	26	106	312	327	79	11	0	0	0	0	0	0	898	31-40	639	
3:00 PM	41	3	12	125	429	400	91	13	1	1	0	0	0	0	1116	31-40	829	
4:00 PM	50	5	19	98	332	359	102	7	2	0	0	0	0	0	974	31-40	690	
5:00 PM	39	1	13	107	397	383	95	9	1	0	0	0	0	0	1045	31-40	779	
6:00 PM	42	2	15	121	288	291	101	9	0	0	0	0	0	0	869	31-40	579	
7:00 PM	14	0	19	94	243	255	58	7	0	0	0	0	0	0	690	31-40	498	
8:00 PM	8	0	2	48	203	203	51	1	0	2	0	0	0	0	518	31-40	406	
9:00 PM	3	0	4	24	88	141	38	8	1	0	0	0	0	0	307	31-40	228	
10:00 PM	1	0	1	11	88	136	52	7	2	0	0	0	0	0	298	31-40	223	
11:00 PM	0	0	0	8	35	43	14	4	2	0	0	0	0	0	106	31-40	77	
Day Total	469	47	228	1532	4766	5063	1566	182	20	5	2	1	2	0	13883	31-40	9829	
Percent	3.4%	0.3%	1.6%	11.0%	34.3%	36.5%	11.3%	1.3%	0.1%	0.0%	0.0%	0.0%	0.0%	0.0%				
ADT 13883																		
AM Peak Volume	10:00 AM	11:00 AM	11:00 AM	11:00 AM	11:00 AM	7:00 AM	6:00 AM	6:00 AM	5:00 AM	3:00 AM	1:00 AM	3:00 AM	3:00 AM	11:00 AM				
	37	7	28	164	347	325	168	25	3	1	1	1	2	916				
PM Peak Volume	4:00 PM	12:00 PM	2:00 PM	1:00 PM	3:00 PM	3:00 PM	4:00 PM	3:00 PM	4:00 PM	8:00 PM				3:00 PM				
	50	6	26	126	429	400	102	13	2	2				1116				
<i>Comments:</i>																		

LOCATION: Durham Rd S of Main St SPECIFIC LOCATION: Durham Rd S of Main St CITY/STATE: Roxboro, NC															QC JOB #: 14473024 DIRECTION: SB DATE: Aug 31 2017			
Start Time	1 15	16 20	21 25	26 30	31 35	36 40	41 45	46 50	51 55	56 60	61 65	66 70	71 75	76 999	Total	Pace Speed	Number in Pace	
12:00 AM	0	0	1	6	11	10	10	3	1	0	0	0	0	0	42	31-40	21	
1:00 AM	1	0	1	0	7	17	2	1	0	0	0	0	0	0	29	31-40	23	
2:00 AM	2	0	0	1	5	15	6	1	0	0	0	0	0	0	30	36-45	21	
3:00 AM	0	0	0	0	11	11	12	7	0	0	0	0	0	0	41	37-46	22	
4:00 AM	1	0	2	2	23	57	40	8	1	0	0	0	0	0	134	36-45	97	
5:00 AM	5	0	0	11	58	173	107	23	1	0	0	0	0	0	378	36-45	279	
6:00 AM	19	0	5	29	145	315	217	24	3	0	0	0	0	0	757	36-45	532	
7:00 AM	28	1	4	47	266	333	139	13	1	0	0	0	0	0	832	31-40	599	
8:00 AM	23	1	12	93	251	323	102	2	1	0	0	0	0	0	808	31-40	574	
9:00 AM	25	2	10	89	272	261	76	9	2	0	0	0	0	0	746	31-40	533	
10:00 AM	28	6	14	100	288	211	88	8	1	0	0	0	0	0	744	31-40	499	
11:00 AM	38	8	36	136	331	284	47	4	0	0	0	0	0	0	884	31-40	614	
12:00 PM	54	8	23	121	391	331	66	8	0	0	0	0	0	0	1002	31-40	722	
1:00 PM	33	4	8	104	322	345	80	7	0	0	0	0	0	0	903	31-40	667	
2:00 PM	44	4	39	127	347	272	70	4	0	0	0	0	0	0	907	31-40	619	
3:00 PM	52	12	33	171	474	364	68	4	1	0	0	0	0	0	1179	31-40	837	
4:00 PM	48	6	24	143	400	366	93	3	1	0	0	0	0	0	1084	31-40	766	
5:00 PM	40	5	32	143	406	367	81	5	1	0	0	0	0	0	1080	31-40	773	
6:00 PM	33	6	19	96	333	307	79	5	0	0	1	0	0	0	879	31-40	640	
7:00 PM	21	7	21	54	257	232	66	5	1	0	0	0	0	0	664	31-40	488	
8:00 PM	7	0	6	63	191	211	56	6	0	0	0	0	0	0	540	31-40	402	
9:00 PM	4	0	3	14	87	150	52	8	0	0	0	0	0	0	318	31-40	237	
10:00 PM	4	0	0	9	82	181	79	8	0	0	0	0	0	0	363	31-40	263	
11:00 PM	1	0	0	4	28	62	23	4	2	0	0	0	0	0	124	31-40	90	
Day Total	511	70	293	1563	4986	5198	1659	170	17	0	1	0	0	0	14468	31-40	10184	
Percent	3.5%	0.5%	2.0%	10.8%	34.5%	35.9%	11.5%	1.2%	0.1%	0.0%	0.0%	0.0%	0.0%	0.0%				
ADT 14468																		
AM Peak Volume	11:00 AM	11:00 AM	11:00 AM	11:00 AM	11:00 AM	7:00 AM	6:00 AM	6:00 AM	6:00 AM							11:00 AM		
	38	8	36	136	331	333	217	24	3							884		
PM Peak Volume	12:00 PM	3:00 PM	2:00 PM	3:00 PM	3:00 PM	5:00 PM	4:00 PM	12:00 PM	11:00 PM	6:00 PM					3:00 PM			
	54	12	39	171	474	367	93	8	2	1					1179			
<i>Comments:</i>																		

LOCATION: Durham Rd S of Main St														QC JOB #: 14473024			
SPECIFIC LOCATION: Durham Rd S of Main St														DIRECTION: SB			
CITY/STATE: Roxboro, NC														DATE: Aug 30 2017 - Aug 31 2017			
Start Time	1 15	16 20	21 25	26 30	31 35	36 40	41 45	46 50	51 55	56 60	61 65	66 70	71 75	76 999	Total	Pace Speed	Number in Pace
Grand Total	980	117	521	3095	9752	10261	3225	352	37	5	3	1	2	0	28351	31-40	20013
Percent	3.5%	0.4%	1.8%	10.9%	34.4%	36.2%	11.4%	1.2%	0.1%	0.0%	0.0%	0.0%	0.0%	0.0%			
Cumulative Percent	3.5%	3.9%	5.7%	16.6%	51.0%	87.2%	98.6%	99.8%	100.0%	100.0%	100.0%	100.0%	100.0%	100.0%			
ADT 14175															85th Percentile 39 MPH Mean Speed(Average) 34 MPH Median 34 MPH Mode 38 MPH		
<i>Comments:</i>																	



LOCATION: Durham Rd S of Main St SPECIFIC LOCATION: Durham Rd S of Main St CITY/STATE: Roxboro, NC														QC JOB #: 14473024 DIRECTION: SB DATE: Aug 30 2017	
Start Time	Motor-cycles	Cars & Trailer	2 Axle Long	Buses	2 Axle 6 Tire	3 Axle Single	4 Axle Single	<5 Axle Double	5 Axle Double	>6 Axle Double	<6 Axle Multi	6 Axle Multi	>6 Axle Multi	Not Classified	Total
12:00 AM	0	26	7	1	1	0	0	0	0	0	0	0	0	0	35
1:00 AM	0	21	5	0	0	0	0	0	0	0	0	0	0	0	26
2:00 AM	0	17	4	1	2	0	0	1	0	0	0	0	0	0	25
3:00 AM	0	36	7	0	2	0	0	2	0	0	0	0	0	1	48
4:00 AM	0	115	22	1	1	2	0	2	2	0	0	0	0	1	146
5:00 AM	1	289	76	0	15	2	0	2	5	0	0	0	0	5	395
6:00 AM	6	494	100	6	23	5	0	13	8	0	1	0	0	22	678
7:00 AM	4	576	141	7	30	12	1	18	12	3	3	1	2	34	844
8:00 AM	15	488	148	1	27	8	1	19	8	1	0	0	1	25	742
9:00 AM	4	445	142	5	22	4	1	19	14	2	1	0	1	17	677
10:00 AM	7	488	145	6	39	5	2	16	10	3	1	1	0	32	755
11:00 AM	19	634	165	3	31	12	0	10	5	0	0	0	1	36	916
12:00 PM	10	638	149	5	34	11	0	10	9	6	0	1	0	37	910
1:00 PM	13	594	171	3	24	7	0	15	6	1	1	0	1	29	865
2:00 PM	12	621	166	5	32	9	0	10	11	0	1	0	3	28	898
3:00 PM	15	828	155	18	29	5	1	6	5	4	2	1	0	47	1116
4:00 PM	18	715	138	3	19	7	0	14	3	0	1	0	3	53	974
5:00 PM	18	791	139	4	28	6	1	9	7	2	1	1	0	38	1045
6:00 PM	11	626	143	3	25	6	1	8	3	1	0	0	1	41	869
7:00 PM	5	527	110	0	20	4	1	8	2	0	0	0	0	13	690
8:00 PM	5	392	90	0	15	0	0	3	2	1	1	0	0	9	518
9:00 PM	2	231	57	1	5	1	0	3	4	0	0	0	0	3	307
10:00 PM	3	241	40	0	3	3	0	3	1	1	0	0	1	2	298
11:00 PM	0	87	10	1	7	1	0	0	0	0	0	0	0	0	106
Day Total	168	9920	2330	74	434	110	9	191	117	25	13	5	14	473	13883
Percent	1.2%	71.5%	16.8%	0.5%	3.1%	0.8%	0.1%	1.4%	0.8%	0.2%	0.1%	0.0%	0.1%	3.4%	
ADT 13883															
AM Peak Volume	11:00 AM	11:00 AM	11:00 AM	7:00 AM	10:00 AM	7:00 AM	10:00 AM	8:00 AM	9:00 AM	7:00 AM	7:00 AM	7:00 AM	7:00 AM	11:00 AM	11:00 AM
	19	634	165	7	39	12	2	19	14	3	3	1	2	36	916
PM Peak Volume	4:00 PM	3:00 PM	1:00 PM	3:00 PM	12:00 PM	12:00 PM	3:00 PM	1:00 PM	2:00 PM	12:00 PM	3:00 PM	12:00 PM	2:00 PM	4:00 PM	3:00 PM
	18	828	171	18	34	11	1	15	11	6	2	1	3	53	1116
<i>Comments:</i>															

LOCATION: Durham Rd S of Main St SPECIFIC LOCATION: Durham Rd S of Main St CITY/STATE: Roxboro, NC														QC JOB #: 14473024 DIRECTION: SB DATE: Aug 31 2017	
Start Time	Motor-cycles	Cars & Trailer	2 Axle Long	Buses	2 Axle 6 Tire	3 Axle Single	4 Axle Single	<5 Axle Double	5 Axle Double	>6 Axle Double	<6 Axle Multi	6 Axle Multi	>6 Axle Multi	Not Classified	Total
12:00 AM	1	31	6	0	2	0	0	0	2	0	0	0	0	0	42
1:00 AM	2	19	6	1	0	0	0	0	0	0	0	0	0	1	29
2:00 AM	1	21	7	0	0	1	0	0	0	0	0	0	0	0	30
3:00 AM	0	29	9	1	2	0	0	0	0	0	0	0	0	0	41
4:00 AM	1	102	17	3	4	2	0	3	1	0	0	0	0	1	134
5:00 AM	0	279	57	2	11	10	0	9	4	0	0	0	0	6	378
6:00 AM	3	541	132	6	25	12	0	7	6	1	0	1	3	20	757
7:00 AM	9	569	149	6	42	10	0	8	4	2	1	0	2	30	832
8:00 AM	12	550	163	8	19	6	0	12	9	3	2	0	0	24	808
9:00 AM	11	473	157	5	30	4	1	18	14	2	4	0	2	25	746
10:00 AM	8	496	152	6	24	6	0	12	12	6	0	0	2	20	744
11:00 AM	15	617	150	3	27	11	1	11	9	1	2	1	0	36	884
12:00 PM	13	704	170	5	26	5	0	16	7	1	0	1	1	53	1002
1:00 PM	6	602	199	3	34	4	1	13	6	5	0	0	1	29	903
2:00 PM	7	641	139	3	32	10	1	14	18	0	1	0	0	41	907
3:00 PM	11	851	186	18	22	9	1	18	10	2	0	0	1	50	1179
4:00 PM	14	802	152	6	28	15	1	11	4	2	0	0	2	47	1084
5:00 PM	14	813	161	2	17	5	1	11	4	2	4	1	3	42	1080
6:00 PM	15	621	157	2	24	6	1	11	2	4	2	0	1	33	879
7:00 PM	11	510	94	0	20	1	0	5	1	1	0	0	0	21	664
8:00 PM	3	404	97	1	15	1	0	5	3	2	0	0	0	9	540
9:00 PM	1	268	38	0	5	1	0	0	1	0	0	0	0	4	318
10:00 PM	4	298	51	0	4	2	0	0	0	1	0	0	0	3	363
11:00 PM	0	102	17	0	1	0	0	3	1	0	0	0	0	0	124
Day Total	162	10343	2466	81	414	121	8	187	118	35	16	4	18	495	14468
Percent	1.1%	71.5%	17.0%	0.6%	2.9%	0.8%	0.1%	1.3%	0.8%	0.2%	0.1%	0.0%	0.1%	3.4%	
ADT 14468															
AM Peak Volume	11:00 AM	11:00 AM	8:00 AM	8:00 AM	7:00 AM	6:00 AM	9:00 AM	9:00 AM	9:00 AM	10:00 AM	9:00 AM	6:00 AM	6:00 AM	11:00 AM	11:00 AM
PM Peak Volume	6:00 PM	3:00 PM	1:00 PM	3:00 PM	1:00 PM	4:00 PM	1:00 PM	3:00 PM	2:00 PM	1:00 PM	5:00 PM	12:00 PM	5:00 PM	12:00 PM	3:00 PM
	15	617	163	8	42	12	1	18	14	6	4	1	3	36	884
	15	851	199	18	34	15	1	18	18	5	4	1	3	53	1179

Comments:

LOCATION: Durham Rd S of Main St													QC JOB #: 14473024		
SPECIFIC LOCATION: Durham Rd S of Main St													DIRECTION: SB		
CITY/STATE: Roxboro, NC													DATE: Aug 30 2017 - Aug 31 2017		
Start Time	Motor-cycles	Cars & Trailer	2 Axle Long	Buses	2 Axle 6 Tire	3 Axle Single	4 Axle Single	<5 Axle Double	5 Axle Double	>6 Axle Double	<6 Axle Multi	6 Axle Multi	>6 Axle Multi	Not Classified	Total
Grand Total	330	20263	4796	155	848	231	17	378	235	60	29	9	32	968	28351
Percent	1.2%	71.5%	16.9%	0.5%	3.0%	0.8%	0.1%	1.3%	0.8%	0.2%	0.1%	0.0%	0.1%	3.4%	
ADT 14175															
<i>Comments:</i>															



LOCATION: Durham Rd S of Main St SPECIFIC LOCATION: Durham Rd S of Main St CITY/STATE: Roxboro, NC										QC JOB #: 14473024 DIRECTION: SB DATE: Aug 30 2017 - Aug 31 2017	
Start Time	Mon	Tue	Wed 30-Aug-17	Thu 31-Aug-17	Fri	Average Weekday Hourly Traffic	Sat	Sun	Average Week Hourly Traffic	Average Week Profile	
12:00 AM			35	42		39			39		
1:00 AM			26	29		28			28		
2:00 AM			25	30		28			28		
3:00 AM			48	41		45			45		
4:00 AM			146	134		140			140		
5:00 AM			395	378		387			387		
6:00 AM			678	757		718			718		
7:00 AM			844	832		838			838		
8:00 AM			742	808		775			775		
9:00 AM			677	746		712			712		
10:00 AM			755	744		750			750		
11:00 AM			916	884		900			900		
12:00 PM			910	1002		956			956		
1:00 PM			865	903		884			884		
2:00 PM			898	907		903			903		
3:00 PM			1116	1179		1148			1148		
4:00 PM			974	1084		1029			1029		
5:00 PM			1045	1080		1063			1063		
6:00 PM			869	879		874			874		
7:00 PM			690	664		677			677		
8:00 PM			518	540		529			529		
9:00 PM			307	318		313			313		
10:00 PM			298	363		331			331		
11:00 PM			106	124		115			115		
Day Total			13883	14468		14182			14182		
% Weekday Average			97.9%	102.0%							
% Week Average			97.9%	102.0%		100.0%					
AM Peak			11:00 AM	11:00 AM		11:00 AM			11:00 AM		
Volume			916	884		900			900		
PM Peak			3:00 PM	3:00 PM		3:00 PM			3:00 PM		
Volume			1116	1179		1148			1148		
<i>Comments:</i>											

LOCATION: S Madison Blvd N of Main St SPECIFIC LOCATION: S Madison Blvd N of Main St CITY/STATE: Roxboro, NC															QC JOB #: 14473025 DIRECTION: NB DATE: Aug 30 2017				
Start Time	1 15	16 20	21 25	26 30	31 35	36 40	41 45	46 50	51 55	56 60	61 65	66 70	71 75	76 999	Total	Pace Speed	Number in Pace		
12:00 AM	0	0	0	1	10	26	24	6	2	1	1	0	0	0	71	36-45	49		
1:00 AM	0	0	0	0	3	10	20	5	0	0	0	0	0	0	38	36-45	30		
2:00 AM	0	0	1	0	3	14	19	3	0	0	0	0	0	0	40	36-45	32		
3:00 AM	1	0	0	0	6	25	18	12	1	1	1	0	0	0	65	36-45	42		
4:00 AM	0	0	0	1	9	23	17	5	0	0	0	0	0	0	55	36-45	40		
5:00 AM	0	0	0	2	20	69	69	11	1	0	0	0	0	0	172	36-45	138		
6:00 AM	0	0	0	5	29	115	129	40	9	0	0	0	0	0	327	36-45	244		
7:00 AM	19	0	2	4	74	339	393	65	6	0	0	0	0	0	902	36-45	731		
8:00 AM	17	0	0	1	51	331	271	59	5	0	0	0	0	0	735	36-45	602		
9:00 AM	8	0	0	2	80	297	241	29	6	0	0	0	0	0	663	36-45	538		
10:00 AM	10	0	0	6	95	285	193	38	5	0	0	0	0	0	632	36-45	478		
11:00 AM	19	0	0	7	82	349	228	29	4	0	0	0	0	0	718	36-45	577		
12:00 PM	14	0	0	8	98	398	218	30	0	0	0	0	0	0	766	36-45	615		
1:00 PM	8	0	0	5	85	389	228	40	1	0	0	0	0	0	756	36-45	616		
2:00 PM	15	0	0	2	89	364	245	30	1	0	0	0	0	0	746	36-45	609		
3:00 PM	25	2	0	13	108	416	263	22	4	0	0	0	0	0	853	36-45	678		
4:00 PM	23	0	0	0	85	483	350	48	2	1	0	0	0	0	992	36-45	833		
5:00 PM	24	0	1	5	83	515	346	46	2	1	0	0	0	0	1023	36-45	861		
6:00 PM	14	0	0	2	72	381	344	61	1	0	0	0	0	0	875	36-45	724		
7:00 PM	8	0	0	7	71	310	208	33	3	0	0	0	0	0	640	36-45	518		
8:00 PM	6	0	1	4	58	266	139	13	0	0	0	0	0	0	487	36-45	404		
9:00 PM	1	0	0	0	36	166	112	12	2	1	1	0	0	0	331	36-45	277		
10:00 PM	0	0	0	2	20	86	63	16	2	1	0	0	0	0	190	36-45	149		
11:00 PM	1	0	0	1	14	79	81	16	3	0	0	0	0	0	195	36-45	159		
Day Total	213	2	5	78	1281	5736	4219	669	60	6	3	0	0	0	12272	36-45	9954		
Percent	1.7%	0.0%	0.0%	0.6%	10.4%	46.7%	34.4%	5.5%	0.5%	0.0%	0.0%	0.0%	0.0%	0.0%					
ADT 12272																			
AM Peak Volume	7:00 AM	7:00 AM	11:00 AM	10:00 AM	11:00 AM	7:00 AM	7:00 AM	6:00 AM	12:00 AM	12:00 AM						7:00 AM			
	19	2	7	95	349	393	65	9	1	1						902			
PM Peak Volume	3:00 PM	3:00 PM	5:00 PM	3:00 PM	3:00 PM	5:00 PM	4:00 PM	6:00 PM	3:00 PM	4:00 PM	9:00 PM						5:00 PM		
	25	2	1	13	108	515	350	61	4	1	1						1023		
<i>Comments:</i>																			

LOCATION: S Madison Blvd N of Main St SPECIFIC LOCATION: S Madison Blvd N of Main St CITY/STATE: Roxboro, NC															QC JOB #: 14473025 DIRECTION: NB DATE: Aug 31 2017				
Start Time	1 15	16 20	21 25	26 30	31 35	36 40	41 45	46 50	51 55	56 60	61 65	66 70	71 75	76 999	Total	Pace Speed	Number in Pace		
12:00 AM	0	0	0	4	4	40	34	12	2	0	0	0	0	0	96	36-45	74		
1:00 AM	1	0	0	0	4	24	19	6	0	0	1	0	0	0	55	36-45	42		
2:00 AM	0	0	0	0	5	23	21	10	0	0	0	0	0	0	59	36-45	44		
3:00 AM	1	0	0	0	0	23	21	9	0	0	0	0	0	0	54	36-45	44		
4:00 AM	1	0	0	3	6	21	22	12	0	0	0	0	0	0	65	36-45	43		
5:00 AM	1	0	0	2	14	63	66	15	0	0	0	0	0	0	161	36-45	128		
6:00 AM	2	0	0	0	24	110	120	37	8	0	0	0	0	0	301	36-45	230		
7:00 AM	17	0	1	4	92	389	344	38	6	0	0	0	0	0	891	36-45	732		
8:00 AM	16	0	0	7	57	317	271	61	1	0	0	0	0	0	730	36-45	588		
9:00 AM	13	0	0	7	80	320	198	59	6	0	0	0	0	0	683	36-45	518		
10:00 AM	10	1	0	10	91	377	186	23	2	0	0	0	0	0	700	36-45	563		
11:00 AM	14	0	2	4	103	392	227	38	1	0	0	0	0	0	781	36-45	619		
12:00 PM	16	0	0	6	103	428	230	19	2	0	0	0	0	0	804	36-45	658		
1:00 PM	22	1	0	12	129	394	226	29	5	0	0	0	0	0	818	36-45	620		
2:00 PM	17	0	0	5	106	432	237	18	3	0	0	0	0	0	818	36-45	669		
3:00 PM	18	0	2	13	169	491	246	14	2	0	0	0	0	0	955	36-45	737		
4:00 PM	32	1	0	16	196	579	277	23	0	0	0	0	0	0	1124	36-45	856		
5:00 PM	27	0	0	5	135	545	360	38	1	0	0	0	0	0	1111	36-45	905		
6:00 PM	16	0	0	2	102	445	304	30	4	0	0	0	0	0	903	36-45	748		
7:00 PM	16	2	0	6	64	327	209	40	4	0	0	0	0	0	668	36-45	535		
8:00 PM	8	0	0	2	80	271	157	20	3	0	0	0	0	0	541	36-45	427		
9:00 PM	1	0	0	1	28	129	117	18	2	0	0	0	0	0	296	36-45	245		
10:00 PM	1	0	0	2	14	92	109	13	2	0	0	0	0	0	233	36-45	201		
11:00 PM	0	0	0	2	16	100	81	20	3	1	0	0	0	0	223	36-45	180		
Day Total	250	5	5	113	1622	6332	4082	602	57	1	1	0	0	0	13070	36-45	10414		
Percent	1.9%	0.0%	0.0%	0.9%	12.4%	48.4%	31.2%	4.6%	0.4%	0.0%	0.0%	0.0%	0.0%	0.0%					
ADT 13070																			
AM Peak Volume	7:00 AM	10:00 AM	11:00 AM	10:00 AM	11:00 AM	11:00 AM	7:00 AM	8:00 AM	6:00 AM	1:00 AM					7:00 AM				
	17	1	2	10	103	392	344	61	8	1					891				
PM Peak Volume	4:00 PM	7:00 PM	3:00 PM	4:00 PM	4:00 PM	4:00 PM	5:00 PM	7:00 PM	1:00 PM	11:00 PM							4:00 PM		
	32	2	2	16	196	579	360	40	5	1							1124		
<i>Comments:</i>																			

LOCATION: S Madison Blvd N of Main St														QC JOB #: 14473025			
SPECIFIC LOCATION: S Madison Blvd N of Main St														DIRECTION: NB			
CITY/STATE: Roxboro, NC														DATE: Aug 30 2017 - Aug 31 2017			
Start Time	1 15	16 20	21 25	26 30	31 35	36 40	41 45	46 50	51 55	56 60	61 65	66 70	71 75	76 999	Total	Pace Speed	Number in Pace
Grand Total	463	7	10	191	2903	12068	8301	1271	117	7	4	0	0	0	25342	36-45	20368
Percent	1.8%	0.0%	0.0%	0.8%	11.5%	47.6%	32.8%	5.0%	0.5%	0.0%	0.0%	0.0%	0.0%	0.0%			
Cumulative Percent	1.8%	1.9%	1.9%	2.6%	14.1%	61.7%	94.5%	99.5%	100.0%	100.0%	100.0%	100.0%	100.0%	100.0%			
ADT 12671															85th Percentile 43 MPH Mean Speed(Average) 38 MPH		
<i>Comments:</i>															Median 38 MPH Mode 38 MPH		



LOCATION: S Madison Blvd N of Main St SPECIFIC LOCATION: S Madison Blvd N of Main St CITY/STATE: Roxboro, NC														QC JOB #: 14473025 DIRECTION: NB DATE: Aug 30 2017	
Start Time	Motor-cycles	Cars & Trailer	2 Axle Long	Buses	2 Axle 6 Tire	3 Axle Single	4 Axle Single	<5 Axle Double	5 Axle Double	>6 Axle Double	<6 Axle Multi	6 Axle Multi	>6 Axle Multi	Not Classified	Total
12:00 AM	0	62	6	0	3	0	0	0	0	0	0	0	0	0	71
1:00 AM	0	32	2	1	0	0	0	0	3	0	0	0	0	0	38
2:00 AM	0	33	4	1	1	1	0	0	0	0	0	0	0	0	40
3:00 AM	0	47	9	2	0	2	0	1	2	0	0	1	0	1	65
4:00 AM	0	44	9	1	0	0	0	0	1	0	0	0	0	0	55
5:00 AM	2	113	40	2	8	0	0	2	5	0	0	0	0	0	172
6:00 AM	5	201	76	3	26	1	0	5	8	0	0	0	1	1	327
7:00 AM	22	596	178	19	29	4	1	17	10	2	0	2	1	21	902
8:00 AM	21	465	147	5	34	4	2	23	12	1	0	0	3	18	735
9:00 AM	6	400	150	7	41	5	1	20	19	3	1	1	0	9	663
10:00 AM	17	395	146	5	18	7	1	12	16	3	0	0	2	10	632
11:00 AM	5	467	151	5	26	4	2	10	20	3	0	0	5	20	718
12:00 PM	7	517	148	1	31	7	5	15	16	2	0	0	2	15	766
1:00 PM	18	501	156	3	26	9	1	11	16	2	1	0	2	10	756
2:00 PM	15	504	153	9	22	7	2	8	8	1	0	1	1	15	746
3:00 PM	18	587	149	9	26	6	4	14	13	1	0	0	1	25	853
4:00 PM	30	673	182	4	28	6	2	20	12	5	0	1	3	26	992
5:00 PM	26	730	172	2	19	5	1	25	7	7	2	0	3	24	1023
6:00 PM	14	629	162	0	32	2	0	12	3	5	1	1	0	14	875
7:00 PM	8	442	140	1	22	2	0	9	5	1	2	0	0	8	640
8:00 PM	8	354	96	0	14	1	0	3	1	1	0	0	1	8	487
9:00 PM	5	249	63	1	7	0	0	5	0	0	0	0	0	1	331
10:00 PM	1	158	23	0	6	1	0	1	0	0	0	0	0	0	190
11:00 PM	1	155	31	0	5	1	0	0	1	0	0	0	0	1	195
Day Total	229	8354	2393	81	424	75	22	213	178	37	7	7	25	227	12272
Percent	1.9%	68.1%	19.5%	0.7%	3.5%	0.6%	0.2%	1.7%	1.5%	0.3%	0.1%	0.1%	0.2%	1.8%	
ADT 12272															
AM Peak Volume	7:00 AM	7:00 AM	7:00 AM	7:00 AM	9:00 AM	10:00 AM	8:00 AM	8:00 AM	11:00 AM	9:00 AM	9:00 AM	7:00 AM	11:00 AM	7:00 AM	7:00 AM
	22	596	178	19	41	7	2	23	20	3	1	2	5	21	902
PM Peak Volume	4:00 PM	5:00 PM	4:00 PM	2:00 PM	6:00 PM	1:00 PM	12:00 PM	5:00 PM	12:00 PM	5:00 PM	5:00 PM	2:00 PM	4:00 PM	4:00 PM	5:00 PM
	30	730	182	9	32	9	5	25	16	7	2	1	3	26	1023
<i>Comments:</i>															

LOCATION: S Madison Blvd N of Main St SPECIFIC LOCATION: S Madison Blvd N of Main St CITY/STATE: Roxboro, NC														QC JOB #: 14473025 DIRECTION: NB DATE: Aug 31 2017	
Start Time	Motor-cycles	Cars & Trailer	2 Axle Long	Buses	2 Axle 6 Tire	3 Axle Single	4 Axle Single	<5 Axle Double	5 Axle Double	>6 Axle Double	<6 Axle Multi	6 Axle Multi	>6 Axle Multi	Not Classified	Total
12:00 AM	1	69	24	1	1	0	0	0	0	0	0	0	0	0	96
1:00 AM	0	40	11	0	1	0	0	1	1	0	0	0	0	1	55
2:00 AM	0	45	10	0	1	0	0	1	2	0	0	0	0	0	59
3:00 AM	0	35	10	3	1	0	0	0	4	0	0	0	0	1	54
4:00 AM	1	37	14	5	3	2	0	0	2	0	0	0	0	1	65
5:00 AM	0	106	39	3	7	0	0	0	4	0	0	0	1	1	161
6:00 AM	0	187	71	1	22	2	0	6	8	2	0	0	0	2	301
7:00 AM	22	597	158	18	28	7	6	22	10	4	0	2	0	17	891
8:00 AM	20	467	140	5	31	5	6	19	15	3	0	0	3	16	730
9:00 AM	16	420	157	9	30	5	3	10	13	3	0	1	3	13	683
10:00 AM	13	452	152	4	29	7	4	14	10	2	0	1	2	10	700
11:00 AM	30	482	159	4	37	8	1	22	12	5	0	2	4	15	781
12:00 PM	12	515	172	2	37	5	1	22	12	6	0	0	3	17	804
1:00 PM	17	539	154	3	38	6	2	14	12	3	0	3	4	23	818
2:00 PM	20	537	153	7	30	5	2	19	18	7	0	1	2	17	818
3:00 PM	18	632	190	11	35	8	7	12	12	4	2	2	3	19	955
4:00 PM	30	799	188	4	23	7	3	21	7	4	1	1	2	34	1124
5:00 PM	25	783	204	4	21	2	5	25	7	3	0	2	2	28	1111
6:00 PM	20	651	154	0	30	3	4	21	1	1	0	0	1	17	903
7:00 PM	14	491	109	1	21	3	0	11	3	1	0	0	1	13	668
8:00 PM	2	406	95	1	16	1	0	7	1	2	1	0	0	9	541
9:00 PM	4	226	51	0	7	0	0	5	2	0	0	0	0	1	296
10:00 PM	0	190	35	0	4	0	0	3	0	0	0	0	0	1	233
11:00 PM	3	176	37	0	3	2	0	0	2	0	0	0	0	0	223
Day Total	268	8882	2487	86	456	78	44	255	158	50	4	15	31	256	13070
Percent	2.1%	68.0%	19.0%	0.7%	3.5%	0.6%	0.3%	2.0%	1.2%	0.4%	0.0%	0.1%	0.2%	2.0%	
ADT 13070															
AM Peak Volume	11:00 AM	7:00 AM	11:00 AM	7:00 AM	11:00 AM	11:00 AM	7:00 AM	7:00 AM	8:00 AM	11:00 AM		7:00 AM	11:00 AM	7:00 AM	7:00 AM
PM Peak Volume	4:00 PM	4:00 PM	5:00 PM	3:00 PM	1:00 PM	3:00 PM	3:00 PM	5:00 PM	2:00 PM	2:00 PM	3:00 PM	1:00 PM	1:00 PM	4:00 PM	4:00 PM

Comments:

LOCATION: S Madison Blvd N of Main St													QC JOB #: 14473025		
SPECIFIC LOCATION: S Madison Blvd N of Main St													DIRECTION: NB		
CITY/STATE: Roxboro, NC													DATE: Aug 30 2017 - Aug 31 2017		
Start Time	Motor-cycles	Cars & Trailer	2 Axle Long	Buses	2 Axle 6 Tire	3 Axle Single	4 Axle Single	<5 Axle Double	5 Axle Double	>6 Axle Double	<6 Axle Multi	6 Axle Multi	>6 Axle Multi	Not Classified	Total
Grand Total	497	17236	4880	167	880	153	66	468	336	87	11	22	56	483	25342
Percent	2.0%	68.0%	19.3%	0.7%	3.5%	0.6%	0.3%	1.8%	1.3%	0.3%	0.0%	0.1%	0.2%	1.9%	
ADT 12671															
<i>Comments:</i>															



LOCATION: S Madison Blvd N of Main St SPECIFIC LOCATION: S Madison Blvd N of Main St CITY/STATE: Roxboro, NC						QC JOB #: 14473025 DIRECTION: NB DATE: Aug 30 2017 - Aug 31 2017				
Start Time	Mon	Tue	Wed 30-Aug-17	Thu 31-Aug-17	Fri	Average Weekday Hourly Traffic	Sat	Sun	Average Week Hourly Traffic	Average Week Profile
12:00 AM			71	96		84			84	
1:00 AM			38	55		47			47	
2:00 AM			40	59		50			50	
3:00 AM			65	54		60			60	
4:00 AM			55	65		60			60	
5:00 AM			172	161		167			167	
6:00 AM			327	301		314			314	
7:00 AM			902	891		897			897	
8:00 AM			735	730		733			733	
9:00 AM			663	683		673			673	
10:00 AM			632	700		666			666	
11:00 AM			718	781		750			750	
12:00 PM			766	804		785			785	
1:00 PM			756	818		787			787	
2:00 PM			746	818		782			782	
3:00 PM			853	955		904			904	
4:00 PM			992	1124		1058			1058	
5:00 PM			1023	1111		1067			1067	
6:00 PM			875	903		889			889	
7:00 PM			640	668		654			654	
8:00 PM			487	541		514			514	
9:00 PM			331	296		314			314	
10:00 PM			190	233		212			212	
11:00 PM			195	223		209			209	
Day Total			12272	13070		12676			12676	
% Weekday Average			96.8%	103.1%						
% Week Average			96.8%	103.1%		100.0%				
AM Peak Volume			7:00 AM 902	7:00 AM 891		7:00 AM 897			7:00 AM 897	
PM Peak Volume			5:00 PM 1023	4:00 PM 1124		5:00 PM 1067			5:00 PM 1067	
<i>Comments:</i>										

LOCATION: S Madison Blvd N of Main St SPECIFIC LOCATION: S Madison Blvd N of Main St CITY/STATE: Roxboro, NC															QC JOB #: 14473025 DIRECTION: NB/SB DATE: Aug 30 2017			
Start Time	1 15	16 20	21 25	26 30	31 35	36 40	41 45	46 50	51 55	56 60	61 65	66 70	71 75	76 999	Total	Pace Speed	Number in Pace	
12:00 AM	0	0	0	6	29	45	31	6	3	1	1	0	0	0	122	36-45	76	
1:00 AM	0	0	0	4	10	19	22	7	0	1	0	0	0	0	63	36-45	41	
2:00 AM	0	0	1	1	10	25	22	3	0	0	0	0	0	0	62	36-45	47	
3:00 AM	2	0	0	3	16	40	26	13	2	1	2	1	0	1	107	36-45	66	
4:00 AM	1	0	1	4	41	73	26	7	0	0	0	0	0	0	153	31-40	113	
5:00 AM	4	1	1	27	113	205	116	18	2	0	1	0	0	0	488	36-45	321	
6:00 AM	9	4	16	58	233	309	196	47	10	0	0	0	0	0	882	31-40	541	
7:00 AM	76	42	80	137	236	497	449	75	8	0	0	0	0	0	1600	36-45	945	
8:00 AM	83	50	66	146	236	476	304	62	5	0	0	0	0	0	1428	36-45	779	
9:00 AM	41	21	61	160	285	424	263	34	6	1	0	0	0	0	1296	31-40	708	
10:00 AM	80	54	92	170	275	400	203	39	5	0	0	0	0	0	1318	31-40	675	
11:00 AM	118	59	98	193	308	462	243	29	4	0	0	0	0	0	1514	31-40	770	
12:00 PM	109	52	101	174	338	543	240	35	1	0	0	0	0	0	1593	31-40	880	
1:00 PM	90	51	102	193	269	517	246	46	1	0	0	0	0	0	1515	31-40	786	
2:00 PM	102	59	89	145	316	515	269	33	1	0	0	0	0	0	1529	31-40	831	
3:00 PM	315	158	124	156	236	473	280	23	5	0	0	0	0	0	1770	36-45	753	
4:00 PM	177	72	117	166	245	574	380	49	2	1	0	0	0	0	1783	36-45	954	
5:00 PM	234	115	130	166	255	620	361	48	2	1	0	0	0	0	1932	36-45	981	
6:00 PM	108	53	73	185	315	521	368	62	1	0	0	0	0	0	1686	36-45	888	
7:00 PM	38	24	67	161	261	469	248	37	3	0	0	0	0	0	1308	31-40	729	
8:00 PM	18	8	32	93	256	387	161	16	1	0	0	0	0	0	972	31-40	643	
9:00 PM	3	2	15	47	167	279	139	13	3	1	1	0	0	0	670	31-40	445	
10:00 PM	1	0	7	45	126	195	92	19	5	2	0	0	0	0	492	31-40	321	
11:00 PM	1	0	1	17	69	116	92	22	5	0	0	0	0	0	323	36-45	207	
Day Total	1610	825	1274	2457	4645	8184	4777	743	75	9	5	1	0	1	24606	36-45	12961	
Percent	6.5%	3.4%	5.2%	10.0%	18.9%	33.3%	19.4%	3.0%	0.3%	0.0%	0.0%	0.0%	0.0%	0.0%				
ADT 24606																		
AM Peak Volume	11:00 AM	11:00 AM	11:00 AM	11:00 AM	11:00 AM	7:00 AM	7:00 AM	7:00 AM	6:00 AM	12:00 AM	3:00 AM	3:00 AM		3:00 AM	7:00 AM			
	118	59	98	193	308	497	449	75	10	1	2	1		1	1600			
PM Peak Volume	3:00 PM	3:00 PM	5:00 PM	1:00 PM	12:00 PM	5:00 PM	4:00 PM	6:00 PM	3:00 PM	10:00 PM	9:00 PM				5:00 PM			
	315	158	130	193	338	620	380	62	5	2	1				1932			
<i>Comments:</i>																		

LOCATION: S Madison Blvd N of Main St SPECIFIC LOCATION: S Madison Blvd N of Main St CITY/STATE: Roxboro, NC															QC JOB #: 14473025 DIRECTION: NB/SB DATE: Aug 31 2017			
Start Time	1 15	16 20	21 25	26 30	31 35	36 40	41 45	46 50	51 55	56 60	61 65	66 70	71 75	76 999	Total	Pace Speed	Number in Pace	
12:00 AM	0	0	3	10	20	59	48	14	2	0	0	0	0	0	156	36-45	106	
1:00 AM	1	0	3	2	18	32	21	7	0	0	1	0	0	0	85	36-45	53	
2:00 AM	1	0	0	1	13	41	21	11	0	0	0	0	0	0	88	36-45	62	
3:00 AM	1	0	1	4	16	41	26	11	0	0	0	0	0	0	100	36-45	67	
4:00 AM	1	0	2	7	20	64	42	16	2	0	0	0	0	0	154	36-45	106	
5:00 AM	4	0	2	12	90	205	119	21	0	0	0	0	0	0	453	36-45	323	
6:00 AM	16	9	20	69	233	328	210	46	9	0	0	0	0	0	940	31-40	561	
7:00 AM	75	45	60	119	275	553	387	47	7	0	0	0	0	0	1568	36-45	940	
8:00 AM	88	43	99	159	256	452	305	61	1	0	0	0	0	0	1464	36-45	757	
9:00 AM	60	24	56	151	261	469	242	61	6	0	0	0	0	0	1330	31-40	729	
10:00 AM	58	38	69	185	306	529	214	26	2	0	0	0	0	0	1427	31-40	834	
11:00 AM	115	45	88	188	309	508	248	39	1	0	0	0	0	0	1541	31-40	816	
12:00 PM	136	88	117	190	327	557	248	21	2	0	0	0	0	0	1686	31-40	884	
1:00 PM	125	65	103	184	366	529	254	29	5	0	0	0	0	0	1660	31-40	894	
2:00 PM	109	66	101	225	328	559	264	20	4	0	0	0	0	0	1676	31-40	886	
3:00 PM	305	149	142	158	304	553	255	15	3	0	0	0	0	0	1884	31-40	856	
4:00 PM	245	121	160	185	359	671	292	24	0	0	0	0	0	0	2057	31-40	1030	
5:00 PM	292	106	138	154	295	635	374	39	1	0	0	0	0	0	2034	36-45	1008	
6:00 PM	142	65	107	172	312	587	333	31	5	0	0	0	0	0	1754	36-45	919	
7:00 PM	70	39	74	151	256	460	229	43	4	0	0	0	0	0	1326	31-40	716	
8:00 PM	19	7	23	101	321	397	190	25	3	0	0	0	0	0	1086	31-40	718	
9:00 PM	7	0	3	50	154	240	141	19	2	0	0	0	0	0	616	31-40	394	
10:00 PM	2	0	7	47	160	240	130	15	3	0	0	0	0	0	604	31-40	400	
11:00 PM	1	0	4	13	78	164	93	22	5	1	0	0	0	0	381	36-45	257	
Day Total	1873	910	1382	2537	5077	8873	4686	663	67	1	1	0	0	0	26070	31-40	13949	
Percent	7.2%	3.5%	5.3%	9.7%	19.5%	34.0%	18.0%	2.5%	0.3%	0.0%	0.0%	0.0%	0.0%	0.0%				
ADT 26070																		
AM Peak Volume	11:00 AM	7:00 AM	8:00 AM	11:00 AM	11:00 AM	7:00 AM	7:00 AM	8:00 AM	6:00 AM	1:00 AM					7:00 AM			
	115	45	99	188	309	553	387	61	9	1					1568			
PM Peak Volume	3:00 PM	3:00 PM	4:00 PM	2:00 PM	1:00 PM	4:00 PM	5:00 PM	7:00 PM	1:00 PM	11:00 PM						4:00 PM		
	305	149	160	225	366	671	374	43	5	1						2057		
<i>Comments:</i>																		

LOCATION: S Madison Blvd N of Main St														QC JOB #: 14473025			
SPECIFIC LOCATION: S Madison Blvd N of Main St														DIRECTION: NB/SB			
CITY/STATE: Roxboro, NC														DATE: Aug 30 2017 - Aug 31 2017			
Start Time	1 15	16 20	21 25	26 30	31 35	36 40	41 45	46 50	51 55	56 60	61 65	66 70	71 75	76 999	Total	Pace Speed	Number in Pace
Grand Total	3483	1735	2656	4994	9722	17057	9463	1406	142	10	6	1	0	1	50676	31-40	26779
Percent	6.9%	3.4%	5.2%	9.9%	19.2%	33.7%	18.7%	2.8%	0.3%	0.0%	0.0%	0.0%	0.0%	0.0%			
Cumulative Percent	6.9%	10.3%	15.5%	25.4%	44.6%	78.2%	96.9%	99.7%	100.0%	100.0%	100.0%	100.0%	100.0%	100.0%			
ADT 25338															85th Percentile 41 MPH Mean Speed(Average) 33 MPH		
<i>Comments:</i>															Median 35 MPH Mode: 38 MPH		



LOCATION: S Madison Blvd N of Main St SPECIFIC LOCATION: S Madison Blvd N of Main St CITY/STATE: Roxboro, NC														QC JOB #: 14473025 DIRECTION: NB/SB DATE: Aug 30 2017	
Start Time	Motor-cycles	Cars & Trailer	2 Axle Long	Buses	2 Axle 6 Tire	3 Axle Single	4 Axle Single	<5 Axle Double	5 Axle Double	>6 Axle Double	<6 Axle Multi	6 Axle Multi	>6 Axle Multi	Not Classified	Total
12:00 AM	0	104	12	1	4	0	0	1	0	0	0	0	0	0	122
1:00 AM	0	54	5	1	0	0	0	0	3	0	0	0	0	0	63
2:00 AM	0	51	7	2	1	1	0	0	0	0	0	0	0	0	62
3:00 AM	0	79	14	3	2	2	0	1	3	0	0	1	0	2	107
4:00 AM	0	117	26	2	1	2	0	1	3	0	0	0	0	1	153
5:00 AM	4	349	95	2	16	3	0	4	10	0	0	0	1	4	488
6:00 AM	13	587	178	9	48	9	0	11	14	0	0	2	2	9	882
7:00 AM	34	1057	298	23	58	17	2	27	17	4	0	3	1	59	1600
8:00 AM	38	926	259	10	60	15	3	32	23	3	1	0	6	52	1428
9:00 AM	16	817	276	11	62	14	1	32	33	4	2	2	2	24	1296
10:00 AM	32	855	262	8	43	15	2	19	24	5	1	1	3	48	1318
11:00 AM	24	984	293	12	51	16	2	21	26	4	0	0	6	75	1514
12:00 PM	22	1101	274	5	51	17	8	23	24	4	0	0	2	62	1593
1:00 PM	37	1000	305	4	50	15	3	21	20	5	2	1	3	49	1515
2:00 PM	32	1032	291	13	45	16	3	13	14	5	0	1	2	62	1529
3:00 PM	53	1141	273	22	46	15	4	25	15	4	0	0	3	169	1770
4:00 PM	52	1208	303	5	39	11	3	30	17	8	0	1	3	103	1783
5:00 PM	57	1321	305	4	40	14	2	33	8	8	4	0	3	133	1932
6:00 PM	30	1212	289	1	59	4	1	20	6	5	2	2	0	55	1686
7:00 PM	15	949	245	1	44	2	1	14	9	1	2	0	0	25	1308
8:00 PM	15	715	184	0	27	3	0	4	3	1	0	0	1	19	972
9:00 PM	5	512	121	2	14	0	0	8	5	0	0	0	0	3	670
10:00 PM	2	394	71	0	14	4	0	2	4	0	0	0	0	1	492
11:00 PM	2	260	42	1	14	2	0	0	1	0	0	0	0	1	323
Day Total	483	16825	4428	142	789	197	35	342	282	61	14	14	38	956	24606
Percent	2.0%	68.4%	18.0%	0.6%	3.2%	0.8%	0.1%	1.4%	1.1%	0.2%	0.1%	0.1%	0.2%	3.9%	
ADT 24606															
AM Peak Volume	8:00 AM	7:00 AM	7:00 AM	7:00 AM	9:00 AM	7:00 AM	8:00 AM	8:00 AM	9:00 AM	10:00 AM	9:00 AM	7:00 AM	8:00 AM	11:00 AM	7:00 AM
PM Peak Volume	5:00 PM	5:00 PM	1:00 PM	3:00 PM	6:00 PM	12:00 PM	12:00 PM	5:00 PM	12:00 PM	4:00 PM	5:00 PM	6:00 PM	1:00 PM	3:00 PM	5:00 PM

Comments:

LOCATION: S Madison Blvd N of Main St SPECIFIC LOCATION: S Madison Blvd N of Main St CITY/STATE: Roxboro, NC														QC JOB #: 14473025 DIRECTION: NB/SB DATE: Aug 31 2017	
Start Time	Motor-cycles	Cars & Trailer	2 Axle Long	Buses	2 Axle 6 Tire	3 Axle Single	4 Axle Single	<5 Axle Double	5 Axle Double	>6 Axle Double	<6 Axle Multi	6 Axle Multi	>6 Axle Multi	Not Classified	Total
12:00 AM	2	119	28	2	2	2	0	0	1	0	0	0	0	0	156
1:00 AM	1	60	19	1	1	0	0	1	1	0	0	0	0	1	85
2:00 AM	0	65	18	0	1	0	0	1	2	0	0	0	0	1	88
3:00 AM	0	69	19	4	3	0	0	0	4	0	0	0	0	1	100
4:00 AM	2	105	27	7	5	3	0	0	4	0	0	0	0	1	154
5:00 AM	3	318	88	4	17	6	0	3	9	0	0	0	1	4	453
6:00 AM	6	637	181	6	48	17	0	11	18	2	0	0	0	14	940
7:00 AM	32	1054	267	23	54	17	6	30	23	4	2	2	1	53	1568
8:00 AM	31	946	272	13	61	17	7	29	20	6	0	0	3	59	1464
9:00 AM	23	854	281	12	51	10	3	16	32	5	0	1	3	39	1330
10:00 AM	23	921	298	9	62	14	5	26	19	5	0	1	2	42	1427
11:00 AM	50	971	293	7	60	24	2	32	19	6	1	5	4	67	1541
12:00 PM	30	1111	328	5	57	11	2	35	18	7	1	0	4	77	1686
1:00 PM	31	1095	309	6	71	16	2	26	19	4	0	3	5	73	1660
2:00 PM	34	1110	291	11	64	17	2	32	32	8	0	2	5	68	1676
3:00 PM	43	1174	315	25	55	18	7	25	16	5	2	2	3	194	1884
4:00 PM	49	1420	322	6	40	19	3	27	9	5	3	1	2	151	2057
5:00 PM	57	1364	336	6	38	7	7	34	10	3	2	3	4	163	2034
6:00 PM	34	1239	288	1	50	9	4	31	3	2	0	0	1	92	1754
7:00 PM	23	983	201	2	38	8	2	17	5	2	0	0	1	44	1326
8:00 PM	5	814	188	1	35	2	0	11	6	3	1	0	0	20	1086
9:00 PM	4	484	97	0	14	1	0	5	3	0	0	0	0	8	616
10:00 PM	1	503	86	1	7	0	0	4	0	0	0	0	0	2	604
11:00 PM	4	300	59	0	9	2	0	2	4	0	0	0	0	1	381
Day Total	488	17716	4611	152	843	220	52	398	277	67	12	20	39	1175	26070
Percent	1.9%	68.0%	17.7%	0.6%	3.2%	0.8%	0.2%	1.5%	1.1%	0.3%	0.0%	0.1%	0.1%	4.5%	
ADT 26070															
AM Peak Volume	11:00 AM	7:00 AM	10:00 AM	7:00 AM	10:00 AM	11:00 AM	8:00 AM	11:00 AM	9:00 AM	8:00 AM	7:00 AM	11:00 AM	11:00 AM	11:00 AM	7:00 AM
	50	1054	298	23	62	24	7	32	32	6	2	5	4	67	1568
PM Peak Volume	5:00 PM	4:00 PM	5:00 PM	3:00 PM	1:00 PM	4:00 PM	3:00 PM	12:00 PM	2:00 PM	2:00 PM	4:00 PM	1:00 PM	1:00 PM	3:00 PM	4:00 PM
	57	1420	336	25	71	19	7	35	32	8	3	3	5	194	2057
<i>Comments:</i>															

LOCATION: S Madison Blvd N of Main St													QC JOB #: 14473025		
SPECIFIC LOCATION: S Madison Blvd N of Main St													DIRECTION: NB/SB		
CITY/STATE: Roxboro, NC													DATE: Aug 30 2017 - Aug 31 2017		
Start Time	Motor-cycles	Cars & Trailer	2 Axle Long	Buses	2 Axle 6 Tire	3 Axle Single	4 Axle Single	<5 Axle Double	5 Axle Double	>6 Axle Double	<6 Axle Multi	6 Axle Multi	>6 Axle Multi	Not Classified	Total
Grand Total	971	34541	9039	294	1632	417	87	740	559	128	26	34	77	2131	50676
Percent	1.9%	68.2%	17.8%	0.6%	3.2%	0.8%	0.2%	1.5%	1.1%	0.3%	0.1%	0.1%	0.2%	4.2%	
ADT 25338															
<i>Comments:</i>															



LOCATION: S Madison Blvd N of Main St SPECIFIC LOCATION: S Madison Blvd N of Main St CITY/STATE: Roxboro, NC							QC JOB #: 14473025 DIRECTION: NB/SB DATE: Aug 30 2017 - Aug 31 2017			
Start Time	Mon	Tue	Wed 30-Aug-17	Thu 31-Aug-17	Fri	Average Weekday Hourly Traffic	Sat	Sun	Average Week Hourly Traffic	Average Week Profile
12:00 AM			122	156		139			139	
1:00 AM			63	85		74			74	
2:00 AM			62	88		75			75	
3:00 AM			107	100		104			104	
4:00 AM			153	154		154			154	
5:00 AM			488	453		471			471	
6:00 AM			882	940		911			911	
7:00 AM			1600	1568		1584			1584	
8:00 AM			1428	1464		1446			1446	
9:00 AM			1296	1330		1313			1313	
10:00 AM			1318	1427		1373			1373	
11:00 AM			1514	1541		1528			1528	
12:00 PM			1593	1686		1640			1640	
1:00 PM			1515	1660		1588			1588	
2:00 PM			1529	1676		1603			1603	
3:00 PM			1770	1884		1827			1827	
4:00 PM			1783	2057		1920			1920	
5:00 PM			1932	2034		1983			1983	
6:00 PM			1686	1754		1720			1720	
7:00 PM			1308	1326		1317			1317	
8:00 PM			972	1086		1029			1029	
9:00 PM			670	616		643			643	
10:00 PM			492	604		548			548	
11:00 PM			323	381		352			352	
Day Total			24606	26070		25342			25342	
% Weekday Average			97.1%	102.9%						
% Week Average			97.1%	102.9%		100.0%				
AM Peak			7:00 AM	7:00 AM		7:00 AM			7:00 AM	
Volume			1600	1568		1584			1584	
PM Peak			5:00 PM	4:00 PM		5:00 PM			5:00 PM	
Volume			1932	2057		1983			1983	
<i>Comments:</i>										

LOCATION: S Madison Blvd N of Main St SPECIFIC LOCATION: S Madison Blvd N of Main St CITY/STATE: Roxboro, NC															QC JOB #: 14473025 DIRECTION: SB DATE: Aug 30 2017			
Start Time	1 15	16 20	21 25	26 30	31 35	36 40	41 45	46 50	51 55	56 60	61 65	66 70	71 75	76 999	Total	Pace Speed	Number in Pace	
12:00 AM	0	0	0	5	19	19	7	0	1	0	0	0	0	0	51	31-40	37	
1:00 AM	0	0	0	4	7	9	2	2	0	1	0	0	0	0	25	31-40	16	
2:00 AM	0	0	0	1	7	11	3	0	0	0	0	0	0	0	22	31-40	18	
3:00 AM	1	0	0	3	10	15	8	1	1	0	1	1	0	1	42	31-40	25	
4:00 AM	1	0	1	3	32	50	9	2	0	0	0	0	0	0	98	31-40	82	
5:00 AM	4	1	1	25	93	136	47	7	1	0	1	0	0	0	316	31-40	228	
6:00 AM	9	4	16	53	204	194	67	7	1	0	0	0	0	0	555	31-40	397	
7:00 AM	57	42	78	133	162	158	56	10	2	0	0	0	0	0	698	31-40	320	
8:00 AM	66	50	66	145	185	145	33	3	0	0	0	0	0	0	693	26-35	330	
9:00 AM	33	21	61	158	205	127	22	5	0	1	0	0	0	0	633	26-35	363	
10:00 AM	70	54	92	164	180	115	10	1	0	0	0	0	0	0	686	26-35	344	
11:00 AM	99	59	98	186	226	113	15	0	0	0	0	0	0	0	796	26-35	412	
12:00 PM	95	52	101	166	240	145	22	5	1	0	0	0	0	0	827	26-35	406	
1:00 PM	82	51	102	188	184	128	18	6	0	0	0	0	0	0	759	26-35	371	
2:00 PM	87	59	89	143	227	151	24	3	0	0	0	0	0	0	783	31-40	378	
3:00 PM	290	156	124	143	128	57	17	1	1	0	0	0	0	0	917	16-25	280	
4:00 PM	154	72	117	166	160	91	30	1	0	0	0	0	0	0	791	26-35	326	
5:00 PM	210	115	129	161	172	105	15	2	0	0	0	0	0	0	909	26-35	332	
6:00 PM	94	53	73	183	243	140	24	1	0	0	0	0	0	0	811	26-35	426	
7:00 PM	30	24	67	154	190	159	40	4	0	0	0	0	0	0	668	31-40	348	
8:00 PM	12	8	31	89	198	121	22	3	1	0	0	0	0	0	485	31-40	319	
9:00 PM	2	2	15	47	131	113	27	1	1	0	0	0	0	0	339	31-40	244	
10:00 PM	1	0	7	43	106	109	29	3	3	1	0	0	0	0	302	31-40	215	
11:00 PM	0	0	1	16	55	37	11	6	2	0	0	0	0	0	128	31-40	92	
Day Total	1397	823	1269	2379	3364	2448	558	74	15	3	2	1	0	1	12334	31-40	5812	
Percent	11.3%	6.7%	10.3%	19.3%	27.3%	19.8%	4.5%	0.6%	0.1%	0.0%	0.0%	0.0%	0.0%	0.0%				
ADT 12334																		
AM Peak Volume	11:00 AM	11:00 AM	11:00 AM	11:00 AM	11:00 AM	6:00 AM	6:00 AM	7:00 AM	7:00 AM	1:00 AM	3:00 AM	3:00 AM		3:00 AM	11:00 AM			
	99	59	98	186	226	194	67	10	2	1	1	1		1	796			
PM Peak Volume	3:00 PM	3:00 PM	5:00 PM	1:00 PM	6:00 PM	7:00 PM	7:00 PM	1:00 PM	10:00 PM	10:00 PM					3:00 PM			
	290	156	129	188	243	159	40	6	3	1					917			
<i>Comments:</i>																		

LOCATION: S Madison Blvd N of Main St SPECIFIC LOCATION: S Madison Blvd N of Main St CITY/STATE: Roxboro, NC															QC JOB #: 14473025 DIRECTION: SB DATE: Aug 31 2017		
Start Time	1 15	16 20	21 25	26 30	31 35	36 40	41 45	46 50	51 55	56 60	61 65	66 70	71 75	76 999	Total	Pace Speed	Number in Pace
12:00 AM	0	0	3	6	16	19	14	2	0	0	0	0	0	0	60	33-42	34
1:00 AM	0	0	3	2	14	8	2	1	0	0	0	0	0	0	30	31-40	22
2:00 AM	1	0	0	1	8	18	0	1	0	0	0	0	0	0	29	31-40	26
3:00 AM	0	0	1	4	16	18	5	2	0	0	0	0	0	0	46	31-40	34
4:00 AM	0	0	2	4	14	43	20	4	2	0	0	0	0	0	89	36-45	63
5:00 AM	3	0	2	10	76	142	53	6	0	0	0	0	0	0	292	31-40	217
6:00 AM	14	9	20	69	209	218	90	9	1	0	0	0	0	0	639	31-40	427
7:00 AM	58	45	59	115	183	164	43	9	1	0	0	0	0	0	677	31-40	346
8:00 AM	72	43	99	152	199	135	34	0	0	0	0	0	0	0	734	26-35	350
9:00 AM	47	24	56	144	181	149	44	2	0	0	0	0	0	0	647	31-40	329
10:00 AM	48	37	69	175	215	152	28	3	0	0	0	0	0	0	727	26-35	390
11:00 AM	101	45	86	184	206	116	21	1	0	0	0	0	0	0	760	26-35	390
12:00 PM	120	88	117	184	224	129	18	2	0	0	0	0	0	0	882	26-35	407
1:00 PM	103	64	103	172	237	135	28	0	0	0	0	0	0	0	842	26-35	408
2:00 PM	92	66	101	220	222	127	27	2	1	0	0	0	0	0	858	26-35	441
3:00 PM	287	149	140	145	135	62	9	1	1	0	0	0	0	0	929	16-25	289
4:00 PM	213	120	160	169	163	92	15	1	0	0	0	0	0	0	933	26-35	332
5:00 PM	265	106	138	149	160	90	14	1	0	0	0	0	0	0	923	26-35	309
6:00 PM	126	65	107	170	210	142	29	1	1	0	0	0	0	0	851	26-35	380
7:00 PM	54	37	74	145	192	133	20	3	0	0	0	0	0	0	658	26-35	336
8:00 PM	11	7	23	99	241	126	33	5	0	0	0	0	0	0	545	31-40	367
9:00 PM	6	0	3	49	126	111	24	1	0	0	0	0	0	0	320	31-40	236
10:00 PM	1	0	7	45	146	148	21	2	1	0	0	0	0	0	371	31-40	294
11:00 PM	1	0	4	11	62	64	12	2	2	0	0	0	0	0	158	31-40	126
Day Total	1623	905	1377	2424	3455	2541	604	61	10	0	0	0	0	0	13000	31-40	5996
Percent	12.5%	7.0%	10.6%	18.6%	26.6%	19.5%	4.6%	0.5%	0.1%	0.0%	0.0%	0.0%	0.0%	0.0%			
ADT 13000																	
AM Peak Volume	11:00 AM	7:00 AM	8:00 AM	11:00 AM	10:00 AM	6:00 AM	6:00 AM	6:00 AM	4:00 AM						11:00 AM		
PM Peak Volume	3:00 PM	3:00 PM	4:00 PM	2:00 PM	8:00 PM	10:00 PM	8:00 PM	8:00 PM	11:00 PM						4:00 PM		
Comments:																	

LOCATION: S Madison Blvd N of Main St														QC JOB #: 14473025			
SPECIFIC LOCATION: S Madison Blvd N of Main St														DIRECTION: SB			
CITY/STATE: Roxboro, NC														DATE: Aug 30 2017 - Aug 31 2017			
Start Time	1 15	16 20	21 25	26 30	31 35	36 40	41 45	46 50	51 55	56 60	61 65	66 70	71 75	76 999	Total	Pace Speed	Number in Pace
Grand Total	3020	1728	2646	4803	6819	4989	1162	135	25	3	2	1	0	1	25334	31-40	11807
Percent	11.9%	6.8%	10.4%	19.0%	26.9%	19.7%	4.6%	0.5%	0.1%	0.0%	0.0%	0.0%	0.0%	0.0%			
Cumulative Percent	11.9%	18.7%	29.2%	48.1%	75.1%	94.8%	99.3%	99.9%	100.0%	100.0%	100.0%	100.0%	100.0%	100.0%			
ADT 12667															85th Percentile 37 MPH Mean Speed(Average) 28 MPH		
Comments:															Median 30 MPH Mode: 33 MPH		



LOCATION: S Madison Blvd N of Main St SPECIFIC LOCATION: S Madison Blvd N of Main St CITY/STATE: Roxboro, NC														QC JOB #: 14473025 DIRECTION: SB DATE: Aug 30 2017	
Start Time	Motor-cycles	Cars & Trailer	2 Axle Long	Buses	2 Axle 6 Tire	3 Axle Single	4 Axle Single	<5 Axle Double	5 Axle Double	>6 Axle Double	<6 Axle Multi	6 Axle Multi	>6 Axle Multi	Not Classified	Total
12:00 AM	0	42	6	1	1	0	0	1	0	0	0	0	0	0	51
1:00 AM	0	22	3	0	0	0	0	0	0	0	0	0	0	0	25
2:00 AM	0	18	3	1	0	0	0	0	0	0	0	0	0	0	22
3:00 AM	0	32	5	1	2	0	0	0	1	0	0	0	0	1	42
4:00 AM	0	73	17	1	1	2	0	1	2	0	0	0	0	1	98
5:00 AM	2	236	55	0	8	3	0	2	5	0	0	0	1	4	316
6:00 AM	8	386	102	6	22	8	0	6	6	0	0	2	1	8	555
7:00 AM	12	461	120	4	29	13	1	10	7	2	0	1	0	38	698
8:00 AM	17	461	112	5	26	11	1	9	11	2	1	0	3	34	693
9:00 AM	10	417	126	4	21	9	0	12	14	1	1	1	2	15	633
10:00 AM	15	460	116	3	25	8	1	7	8	2	1	1	1	38	686
11:00 AM	19	517	142	7	25	12	0	11	6	1	0	0	1	55	796
12:00 PM	15	584	126	4	20	10	3	8	8	2	0	0	0	47	827
1:00 PM	19	499	149	1	24	6	2	10	4	3	1	1	1	39	759
2:00 PM	17	528	138	4	23	9	1	5	6	4	0	0	1	47	783
3:00 PM	35	554	124	13	20	9	0	11	2	3	0	0	2	144	917
4:00 PM	22	535	121	1	11	5	1	10	5	3	0	0	0	77	791
5:00 PM	31	591	133	2	21	9	1	8	1	1	2	0	0	109	909
6:00 PM	16	583	127	1	27	2	1	8	3	0	1	1	0	41	811
7:00 PM	7	507	105	0	22	0	1	5	4	0	0	0	0	17	668
8:00 PM	7	361	88	0	13	2	0	1	2	0	0	0	0	11	485
9:00 PM	0	263	58	1	7	0	0	3	5	0	0	0	0	2	339
10:00 PM	1	236	48	0	8	3	0	1	4	0	0	0	0	1	302
11:00 PM	1	105	11	1	9	1	0	0	0	0	0	0	0	0	128
Day Total	254	8471	2035	61	365	122	13	129	104	24	7	7	13	729	12334
Percent	2.1%	68.7%	16.5%	0.5%	3.0%	1.0%	0.1%	1.0%	0.8%	0.2%	0.1%	0.1%	0.1%	5.9%	
ADT 12334															
AM Peak Volume	11:00 AM	11:00 AM	11:00 AM	11:00 AM	7:00 AM	7:00 AM	7:00 AM	9:00 AM	9:00 AM	7:00 AM	8:00 AM	6:00 AM	8:00 AM	11:00 AM	11:00 AM
	19	517	142	7	29	13	1	12	14	2	1	2	3	55	796
PM Peak Volume	3:00 PM	5:00 PM	1:00 PM	3:00 PM	6:00 PM	12:00 PM	12:00 PM	3:00 PM	12:00 PM	2:00 PM	5:00 PM	1:00 PM	3:00 PM	3:00 PM	3:00 PM
	35	591	149	13	27	10	3	11	8	4	2	1	2	144	917
<i>Comments:</i>															

LOCATION: S Madison Blvd N of Main St SPECIFIC LOCATION: S Madison Blvd N of Main St CITY/STATE: Roxboro, NC														QC JOB #: 14473025 DIRECTION: SB DATE: Aug 31 2017	
Start Time	Motor-cycles	Cars & Trailer	2 Axle Long	Buses	2 Axle 6 Tire	3 Axle Single	4 Axle Single	<5 Axle Double	5 Axle Double	>6 Axle Double	<6 Axle Multi	6 Axle Multi	>6 Axle Multi	Not Classified	Total
12:00 AM	1	50	4	1	1	2	0	0	1	0	0	0	0	0	60
1:00 AM	1	20	8	1	0	0	0	0	0	0	0	0	0	0	30
2:00 AM	0	20	8	0	0	0	0	0	0	0	0	0	0	1	29
3:00 AM	0	34	9	1	2	0	0	0	0	0	0	0	0	0	46
4:00 AM	1	68	13	2	2	1	0	0	2	0	0	0	0	0	89
5:00 AM	3	212	49	1	10	6	0	3	5	0	0	0	0	3	292
6:00 AM	6	450	110	5	26	15	0	5	10	0	0	0	0	12	639
7:00 AM	10	457	109	5	26	10	0	8	13	0	2	0	1	36	677
8:00 AM	11	479	132	8	30	12	1	10	5	3	0	0	0	43	734
9:00 AM	7	434	124	3	21	5	0	6	19	2	0	0	0	26	647
10:00 AM	10	469	146	5	33	7	1	12	9	3	0	0	0	32	727
11:00 AM	20	489	134	3	23	16	1	10	7	1	1	3	0	52	760
12:00 PM	18	596	156	3	20	6	1	13	6	1	1	0	1	60	882
1:00 PM	14	556	155	3	33	10	0	12	7	1	0	0	1	50	842
2:00 PM	14	573	138	4	34	12	0	13	14	1	0	1	3	51	858
3:00 PM	25	542	125	14	20	10	0	13	4	1	0	0	0	175	929
4:00 PM	19	621	134	2	17	12	0	6	2	1	2	0	0	117	933
5:00 PM	32	581	132	2	17	5	2	9	3	0	2	1	2	135	923
6:00 PM	14	588	134	1	20	6	0	10	2	1	0	0	0	75	851
7:00 PM	9	492	92	1	17	5	2	6	2	1	0	0	0	31	658
8:00 PM	3	408	93	0	19	1	0	4	5	1	0	0	0	11	545
9:00 PM	0	258	46	0	7	1	0	0	1	0	0	0	0	7	320
10:00 PM	1	313	51	1	3	0	0	1	0	0	0	0	0	1	371
11:00 PM	1	124	22	0	6	0	0	2	2	0	0	0	0	1	158
Day Total	220	8834	2124	66	387	142	8	143	119	17	8	5	8	919	13000
Percent	1.7%	68.0%	16.3%	0.5%	3.0%	1.1%	0.1%	1.1%	0.9%	0.1%	0.1%	0.0%	0.1%	7.1%	
ADT 13000															
AM Peak Volume	11:00 AM	11:00 AM	10:00 AM	8:00 AM	10:00 AM	11:00 AM	8:00 AM	10:00 AM	9:00 AM	8:00 AM	7:00 AM	11:00 AM	7:00 AM	11:00 AM	11:00 AM
PM Peak Volume	5:00 PM	4:00 PM	12:00 PM	3:00 PM	2:00 PM	2:00 PM	5:00 PM	12:00 PM	2:00 PM	12:00 PM	4:00 PM	2:00 PM	2:00 PM	3:00 PM	4:00 PM
	20	489	146	8	33	16	1	12	19	3	2	3	1	52	760
	32	621	156	14	34	12	2	13	14	1	2	1	3	175	933

Comments:

LOCATION: S Madison Blvd N of Main St													QC JOB #: 14473025		
SPECIFIC LOCATION: S Madison Blvd N of Main St													DIRECTION: SB		
CITY/STATE: Roxboro, NC													DATE: Aug 30 2017 - Aug 31 2017		
Start Time	Motor-cycles	Cars & Trailer	2 Axle Long	Buses	2 Axle 6 Tire	3 Axle Single	4 Axle Single	<5 Axle Double	5 Axle Double	>6 Axle Double	<6 Axle Multi	6 Axle Multi	>6 Axle Multi	Not Classified	Total
Grand Total	474	17305	4159	127	752	264	21	272	223	41	15	12	21	1648	25334
Percent	1.9%	68.3%	16.4%	0.5%	3.0%	1.0%	0.1%	1.1%	0.9%	0.2%	0.1%	0.0%	0.1%	6.5%	
ADT 12667															
<i>Comments:</i>															



LOCATION: S Madison Blvd N of Main St SPECIFIC LOCATION: S Madison Blvd N of Main St CITY/STATE: Roxboro, NC						QC JOB #: 14473025 DIRECTION: SB DATE: Aug 30 2017 - Aug 31 2017				
Start Time	Mon	Tue	Wed 30-Aug-17	Thu 31-Aug-17	Fri	Average Weekday Hourly Traffic	Sat	Sun	Average Week Hourly Traffic	Average Week Profile
12:00 AM			51	60		56			56	
1:00 AM			25	30		28			28	
2:00 AM			22	29		26			26	
3:00 AM			42	46		44			44	
4:00 AM			98	89		94			94	
5:00 AM			316	292		304			304	
6:00 AM			555	639		597			597	
7:00 AM			698	677		688			688	
8:00 AM			693	734		714			714	
9:00 AM			633	647		640			640	
10:00 AM			686	727		707			707	
11:00 AM			796	760		778			778	
12:00 PM			827	882		855			855	
1:00 PM			759	842		801			801	
2:00 PM			783	858		821			821	
3:00 PM			917	929		923			923	
4:00 PM			791	933		862			862	
5:00 PM			909	923		916			916	
6:00 PM			811	851		831			831	
7:00 PM			668	658		663			663	
8:00 PM			485	545		515			515	
9:00 PM			339	320		330			330	
10:00 PM			302	371		337			337	
11:00 PM			128	158		143			143	
Day Total			12334	13000		12673			12673	
% Weekday Average			97.3%	102.6%						
% Week Average			97.3%	102.6%		100.0%				
AM Peak Volume			11:00 AM 796	11:00 AM 760		11:00 AM 778			11:00 AM 778	
PM Peak Volume			3:00 PM 917	4:00 PM 933		3:00 PM 923			3:00 PM 923	
<i>Comments:</i>										

LOCATION: S Madison Blvd S of Long Ave
SPECIFIC LOCATION: S Madison Blvd S of Long Ave
CITY/STATE: Roxboro, NC

QC JOB #: 14473026
DIRECTION: EB
DATE: Sep 13 2017

Start Time	1 15	16 20	21 25	26 30	31 35	36 40	41 45	46 50	51 55	56 60	61 65	66 70	71 75	76 999	Total	Pace Speed	Number in Pace	
12:00 AM	0	2	2	2	20	34	12	2	1	0	0	0	0	0	75	31-40	53	
1:00 AM	0	2	0	0	13	12	7	1	0	0	0	0	0	0	35	31-40	24	
2:00 AM	0	0	5	0	2	14	7	4	0	0	0	0	0	0	32	36-45	20	
3:00 AM	0	0	0	0	4	22	13	2	2	0	0	0	0	0	43	36-45	35	
4:00 AM	3	0	1	3	12	26	17	2	0	0	0	0	0	0	64	36-45	43	
5:00 AM	2	0	1	5	39	75	43	7	0	0	0	0	0	0	172	36-45	117	
6:00 AM	6	2	1	6	66	154	65	9	1	0	0	0	0	0	310	31-40	220	
7:00 AM	61	12	36	96	240	265	79	11	1	0	0	0	0	0	801	31-40	505	
8:00 AM	45	11	19	63	212	266	63	8	0	1	0	0	0	0	688	31-40	478	
9:00 AM	19	17	28	83	226	242	89	11	0	0	0	0	0	0	715	31-40	467	
10:00 AM	34	22	25	58	214	239	72	14	1	0	0	0	0	0	679	31-40	452	
11:00 AM	36	22	39	102	220	220	59	3	0	0	0	0	0	0	701	31-40	440	
12:00 PM	24	19	29	105	277	225	52	5	0	0	0	0	0	0	736	31-40	502	
1:00 PM	34	26	38	114	232	225	77	5	0	0	0	0	0	0	751	31-40	457	
2:00 PM	39	19	50	115	304	217	52	5	0	0	0	0	0	0	801	31-40	521	
3:00 PM	56	25	35	127	253	270	72	7	0	0	0	0	0	0	845	31-40	523	
4:00 PM	71	36	51	140	316	266	80	9	0	0	0	0	0	0	969	31-40	582	
5:00 PM	64	27	47	91	291	356	151	6	0	1	0	0	0	0	1034	31-40	647	
6:00 PM	27	3	17	41	237	398	141	12	1	0	0	0	0	0	877	31-40	635	
7:00 PM	25	11	12	69	192	250	41	7	1	0	0	0	0	0	608	31-40	442	
8:00 PM	7	3	9	29	152	282	49	3	0	0	0	0	0	0	534	31-40	433	
9:00 PM	1	2	2	8	64	157	57	8	0	0	0	0	0	0	299	31-40	220	
10:00 PM	2	3	2	4	34	92	48	7	0	1	0	0	0	0	193	36-45	140	
11:00 PM	1	1	5	3	29	105	40	3	0	0	0	0	0	0	187	36-45	145	
Day Total	557	265	454	1264	3649	4412	1386	151	8	3	0	0	0	0	12149	31-40	8060	
Percent	4.6%	2.2%	3.7%	10.4%	30.0%	36.3%	11.4%	1.2%	0.1%	0.0%	0.0%	0.0%	0.0%	0.0%				
ADT 12149																		
AM Peak Volume	7:00 AM	10:00 AM	11:00 AM	11:00 AM	7:00 AM	8:00 AM	9:00 AM	10:00 AM	3:00 AM	8:00 AM						7:00 AM		
	61	22	39	102	240	266	89	14	2	1						801		
PM Peak Volume	4:00 PM	4:00 PM	4:00 PM	4:00 PM	4:00 PM	6:00 PM	5:00 PM	6:00 PM	6:00 PM	5:00 PM						5:00 PM		
	71	36	51	140	316	398	151	12	1	1						1034		

Comments:

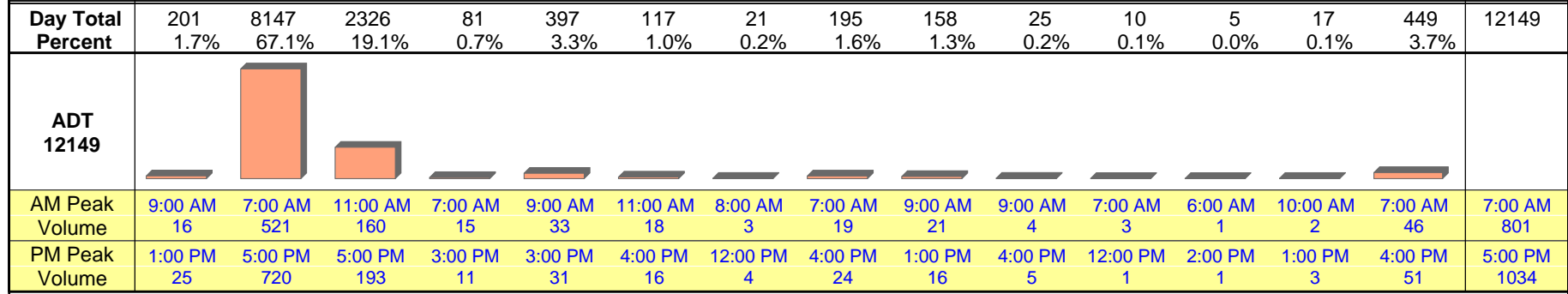
LOCATION: S Madison Blvd S of Long Ave SPECIFIC LOCATION: S Madison Blvd S of Long Ave CITY/STATE: Roxboro, NC															QC JOB #: 14473026 DIRECTION: EB DATE: Sep 14 2017				
Start Time	1 15	16 20	21 25	26 30	31 35	36 40	41 45	46 50	51 55	56 60	61 65	66 70	71 75	76 999	Total	Pace Speed	Number in Pace		
12:00 AM	0	0	2	2	23	30	13	3	0	0	0	0	0	0	73	31-40	53		
1:00 AM	0	0	4	0	6	10	7	2	0	0	0	0	0	0	29	36-45	16		
2:00 AM	0	0	2	0	4	16	5	1	1	0	0	0	0	0	29	36-45	21		
3:00 AM	2	0	0	2	12	29	11	7	0	0	0	0	0	0	63	36-45	40		
4:00 AM	0	0	0	6	11	22	17	2	0	0	0	0	0	0	58	36-45	39		
5:00 AM	0	0	3	0	36	92	34	7	0	1	0	0	0	0	173	31-40	128		
6:00 AM	3	0	0	12	76	142	76	20	1	0	0	0	0	0	330	36-45	217		
7:00 AM	31	5	18	75	211	392	97	13	1	0	0	0	0	0	843	31-40	603		
8:00 AM	20	12	22	61	253	260	105	6	1	0	0	0	0	0	740	31-40	513		
9:00 AM	32	8	15	79	216	211	35	6	0	0	0	0	0	0	602	31-40	427		
10:00 AM	25	11	26	109	234	204	64	9	0	0	0	0	0	0	682	31-40	437		
11:00 AM	29	18	48	122	276	202	32	5	0	0	0	1	0	0	733	31-40	477		
12:00 PM	49	32	61	173	273	199	43	1	0	0	0	0	0	0	831	31-40	471		
1:00 PM	36	18	65	109	251	225	58	5	0	0	0	0	0	0	767	31-40	476		
2:00 PM	33	18	29	106	260	251	62	3	0	0	0	0	0	0	762	31-40	511		
3:00 PM	37	8	40	154	301	244	48	6	0	0	0	0	0	0	838	31-40	544		
4:00 PM	32	6	25	95	329	385	108	5	0	0	0	0	0	0	985	31-40	714		
5:00 PM	61	16	45	122	364	342	75	6	2	0	0	0	0	0	1033	31-40	706		
6:00 PM	27	11	25	86	321	342	82	5	0	0	0	0	0	0	899	31-40	663		
7:00 PM	14	9	12	70	249	291	61	4	3	0	0	0	0	0	713	31-40	540		
8:00 PM	10	8	6	22	142	218	47	6	0	0	0	0	0	0	459	31-40	360		
9:00 PM	5	3	4	5	85	140	52	3	1	0	0	0	0	0	298	31-40	225		
10:00 PM	3	4	2	4	51	114	26	8	1	0	0	0	0	0	213	31-40	165		
11:00 PM	2	1	2	3	47	102	25	3	0	0	0	0	0	0	185	31-40	149		
Day Total	451	188	456	1417	4031	4463	1183	136	11	1	0	1	0	0	12338	31-40	8494		
Percent	3.7%	1.5%	3.7%	11.5%	32.7%	36.2%	9.6%	1.1%	0.1%	0.0%	0.0%	0.0%	0.0%	0.0%					
ADT 12338																			
AM Peak Volume	9:00 AM	11:00 AM	11:00 AM	11:00 AM	11:00 AM	7:00 AM	8:00 AM	6:00 AM	2:00 AM	5:00 AM	11:00 AM				7:00 AM				
	32	18	48	122	276	392	105	20	1	1	1				843				
PM Peak Volume	5:00 PM	12:00 PM	1:00 PM	12:00 PM	5:00 PM	4:00 PM	4:00 PM	10:00 PM	7:00 PM								5:00 PM		
	61	32	65	173	364	385	108	8	3								1033		
<i>Comments:</i>																			

LOCATION: S Madison Blvd S of Long Ave														QC JOB #: 14473026			
SPECIFIC LOCATION: S Madison Blvd S of Long Ave														DIRECTION: EB			
CITY/STATE: Roxboro, NC														DATE: Sep 13 2017 - Sep 14 2017			
Start Time	1 15	16 20	21 25	26 30	31 35	36 40	41 45	46 50	51 55	56 60	61 65	66 70	71 75	76 999	Total	Pace Speed	Number in Pace
Grand Total	1008	453	910	2681	7680	8875	2569	287	19	4	0	1	0	0	24487	31-40	16555
Percent	4.1%	1.8%	3.7%	10.9%	31.4%	36.2%	10.5%	1.2%	0.1%	0.0%	0.0%	0.0%	0.0%	0.0%			
Cumulative Percent	4.1%	6.0%	9.7%	20.6%	52.0%	88.2%	98.7%	99.9%	100.0%	100.0%	100.0%	100.0%	100.0%	100.0%			
ADT 12243															85th Percentile 39 MPH Mean Speed(Average) 33 MPH		
<i>Comments:</i>															Median 34 MPH Mode 38 MPH		



LOCATION: S Madison Blvd S of Long Ave **QC JOB #:** 14473026
SPECIFIC LOCATION: S Madison Blvd S of Long Ave **DIRECTION:** EB
CITY/STATE: Roxboro, NC **DATE:** Sep 13 2017

Start Time	Motor-cycles	Cars & Trailer	2 Axle Long	Buses	2 Axle 6 Tire	3 Axle Single	4 Axle Single	<5 Axle Double	5 Axle Double	>6 Axle Double	<6 Axle Multi	6 Axle Multi	>6 Axle Multi	Not Classified	Total
12:00 AM	0	64	8	1	1	0	0	0	1	0	0	0	0	0	75
1:00 AM	0	25	6	0	1	0	0	1	2	0	0	0	0	0	35
2:00 AM	3	22	3	1	0	3	0	0	0	0	0	0	0	0	32
3:00 AM	0	26	13	0	0	0	0	1	3	0	0	0	0	0	43
4:00 AM	0	42	13	2	1	1	0	0	2	0	0	0	0	3	64
5:00 AM	0	111	47	1	7	0	0	3	1	0	0	0	0	2	172
6:00 AM	2	185	79	1	22	0	0	8	5	1	0	1	1	5	310
7:00 AM	10	521	143	15	23	8	1	19	11	1	3	0	0	46	801
8:00 AM	12	422	157	7	23	6	3	15	5	3	1	0	0	34	688
9:00 AM	16	455	137	7	33	10	1	14	21	4	0	1	1	15	715
10:00 AM	13	430	140	5	29	5	3	12	9	1	0	0	2	30	679
11:00 AM	13	420	160	3	23	18	2	13	18	1	0	0	2	28	701
12:00 PM	23	468	148	2	26	12	4	10	12	3	1	0	2	25	736
1:00 PM	25	476	152	4	29	7	0	10	16	0	1	0	3	28	751
2:00 PM	16	541	146	9	23	11	1	9	14	0	1	1	1	28	801
3:00 PM	12	574	144	11	31	4	2	7	9	2	0	0	1	48	845
4:00 PM	18	638	174	3	23	16	2	24	11	5	1	1	2	51	969
5:00 PM	12	720	193	2	28	7	1	17	2	0	1	0	0	51	1034
6:00 PM	8	639	149	3	27	5	0	11	5	2	1	0	2	25	877
7:00 PM	11	449	93	0	18	2	1	9	5	1	0	0	0	19	608
8:00 PM	2	395	100	3	14	1	0	7	4	1	0	1	0	6	534
9:00 PM	4	215	61	1	11	1	0	4	0	0	0	0	0	2	299
10:00 PM	1	155	30	0	3	0	0	0	2	0	0	0	0	2	193
11:00 PM	0	154	30	0	1	0	0	1	0	0	0	0	0	1	187
Day Total	201	8147	2326	81	397	117	21	195	158	25	10	5	17	449	12149
Percent	1.7%	67.1%	19.1%	0.7%	3.3%	1.0%	0.2%	1.6%	1.3%	0.2%	0.1%	0.0%	0.1%	3.7%	



Comments:

LOCATION: S Madison Blvd S of Long Ave **QC JOB #:** 14473026
SPECIFIC LOCATION: S Madison Blvd S of Long Ave **DIRECTION:** EB
CITY/STATE: Roxboro, NC **DATE:** Sep 14 2017

Start Time	Motor-cycles	Cars & Trailer	2 Axle Long	Buses	2 Axle 6 Tire	3 Axle Single	4 Axle Single	<5 Axle Double	5 Axle Double	>6 Axle Double	<6 Axle Multi	6 Axle Multi	>6 Axle Multi	Not Classified	Total
12:00 AM	2	58	11	0	2	0	0	0	0	0	0	0	0	0	73
1:00 AM	3	18	5	1	0	2	0	0	0	0	0	0	0	0	29
2:00 AM	0	24	3	1	0	1	0	0	0	0	0	0	0	0	29
3:00 AM	0	43	9	0	3	1	0	2	3	0	0	0	0	2	63
4:00 AM	0	38	14	1	3	1	0	0	1	0	0	0	0	0	58
5:00 AM	1	118	37	1	5	4	0	4	3	0	0	0	0	0	173
6:00 AM	3	211	75	4	22	4	0	6	3	0	0	0	1	1	330
7:00 AM	15	591	125	13	30	5	4	13	8	4	1	1	0	33	843
8:00 AM	14	482	146	4	27	9	2	18	10	2	2	1	5	18	740
9:00 AM	13	379	106	6	27	9	3	10	15	6	0	0	1	27	602
10:00 AM	15	421	145	4	34	11	5	8	15	1	2	0	1	20	682
11:00 AM	19	444	168	6	29	5	7	18	11	1	2	1	1	21	733
12:00 PM	25	523	169	8	27	10	3	15	12	1	1	0	2	35	831
1:00 PM	23	484	145	5	36	6	4	17	15	3	0	0	0	29	767
2:00 PM	17	475	168	7	19	9	4	15	12	3	1	1	2	29	762
3:00 PM	18	566	147	9	24	14	0	9	12	2	0	1	1	35	838
4:00 PM	5	691	184	5	31	9	4	15	4	3	2	0	1	31	985
5:00 PM	11	725	176	3	23	6	1	18	9	2	2	0	2	55	1033
6:00 PM	13	649	162	2	27	1	1	15	2	0	1	0	0	26	899
7:00 PM	12	529	136	0	14	1	1	2	5	0	0	0	0	13	713
8:00 PM	3	344	76	0	12	4	0	7	4	0	0	0	0	9	459
9:00 PM	1	234	50	1	5	0	0	2	0	0	0	0	0	5	298
10:00 PM	2	162	39	0	4	1	0	2	0	0	0	0	0	3	213
11:00 PM	0	153	28	0	0	0	0	0	1	0	0	0	0	3	185
Day Total	215	8362	2324	81	404	113	39	196	145	28	14	5	17	395	12338
Percent	1.7%	67.8%	18.8%	0.7%	3.3%	0.9%	0.3%	1.6%	1.2%	0.2%	0.1%	0.0%	0.1%	3.2%	

ADT 12338	
---------------------	--

AM Peak Volume	11:00 AM	7:00 AM	11:00 AM	7:00 AM	10:00 AM	10:00 AM	11:00 AM	8:00 AM	9:00 AM	9:00 AM	8:00 AM	7:00 AM	8:00 AM	7:00 AM	7:00 AM
PM Peak Volume	12:00 PM	5:00 PM	4:00 PM	3:00 PM	1:00 PM	3:00 PM	1:00 PM	5:00 PM	1:00 PM	1:00 PM	4:00 PM	2:00 PM	12:00 PM	5:00 PM	5:00 PM

Comments:

LOCATION: S Madison Blvd S of Long Ave													QC JOB #: 14473026		
SPECIFIC LOCATION: S Madison Blvd S of Long Ave													DIRECTION: EB		
CITY/STATE: Roxboro, NC													DATE: Sep 13 2017 - Sep 14 2017		
Start Time	Motor-cycles	Cars & Trailer	2 Axle Long	Buses	2 Axle 6 Tire	3 Axle Single	4 Axle Single	<5 Axle Double	5 Axle Double	>6 Axle Double	<6 Axle Multi	6 Axle Multi	>6 Axle Multi	Not Classified	Total
Grand Total	416	16509	4650	162	801	230	60	391	303	53	24	10	34	844	24487
Percent	1.7%	67.4%	19.0%	0.7%	3.3%	0.9%	0.2%	1.6%	1.2%	0.2%	0.1%	0.0%	0.1%	3.4%	
ADT 12243															
<i>Comments:</i>															



LOCATION: S Madison Blvd S of Long Ave SPECIFIC LOCATION: S Madison Blvd S of Long Ave CITY/STATE: Roxboro, NC						QC JOB #: 14473026 DIRECTION: EB DATE: Sep 13 2017 - Sep 14 2017				
Start Time	Mon	Tue	Wed 13-Sep-17	Thu 14-Sep-17	Fri	Average Weekday Hourly Traffic	Sat	Sun	Average Week Hourly Traffic	Average Week Profile
12:00 AM			75	73		74			74	
1:00 AM			35	29		32			32	
2:00 AM			32	29		31			31	
3:00 AM			43	63		53			53	
4:00 AM			64	58		61			61	
5:00 AM			172	173		173			173	
6:00 AM			310	330		320			320	
7:00 AM			801	843		822			822	
8:00 AM			688	740		714			714	
9:00 AM			715	602		659			659	
10:00 AM			679	682		681			681	
11:00 AM			701	733		717			717	
12:00 PM			736	831		784			784	
1:00 PM			751	767		759			759	
2:00 PM			801	762		782			782	
3:00 PM			845	838		842			842	
4:00 PM			969	985		977			977	
5:00 PM			1034	1033		1034			1034	
6:00 PM			877	899		888			888	
7:00 PM			608	713		661			661	
8:00 PM			534	459		497			497	
9:00 PM			299	298		299			299	
10:00 PM			193	213		203			203	
11:00 PM			187	185		186			186	
Day Total			12149	12338		12249			12249	
% Weekday Average			99.2%	100.7%						
% Week Average			99.2%	100.7%		100.0%				
AM Peak Volume			7:00 AM 801	7:00 AM 843		7:00 AM 822			7:00 AM 822	
PM Peak Volume			5:00 PM 1034	5:00 PM 1033		5:00 PM 1034			5:00 PM 1034	
<i>Comments:</i>										

LOCATION: S Madison Blvd S of Long Ave SPECIFIC LOCATION: S Madison Blvd S of Long Ave CITY/STATE: Roxboro, NC															QC JOB #: 14473026 DIRECTION: EB/WB DATE: Sep 13 2017			
Start Time	1 15	16 20	21 25	26 30	31 35	36 40	41 45	46 50	51 55	56 60	61 65	66 70	71 75	76 999	Total	Pace Speed	Number in Pace	
12:00 AM	1	2	3	5	34	49	17	3	1	0	0	0	0	0	115	31-40	83	
1:00 AM	1	2	1	2	17	16	12	4	0	0	0	0	0	0	55	31-40	33	
2:00 AM	0	0	7	2	7	26	13	4	0	0	0	0	0	0	59	36-45	38	
3:00 AM	0	0	0	3	11	39	27	7	2	0	0	0	0	0	89	36-45	66	
4:00 AM	3	0	2	9	31	86	70	13	2	0	0	0	0	0	216	36-45	156	
5:00 AM	8	2	13	13	73	200	174	35	1	0	0	0	0	0	519	36-45	373	
6:00 AM	21	2	4	19	142	410	266	43	6	0	0	0	0	0	913	36-45	676	
7:00 AM	87	19	64	139	453	547	206	21	3	0	0	0	0	0	1539	31-40	1000	
8:00 AM	62	22	58	125	420	523	163	16	1	1	0	0	0	0	1391	31-40	942	
9:00 AM	36	20	48	139	436	463	184	26	1	0	0	0	0	0	1353	31-40	898	
10:00 AM	46	26	53	124	432	530	150	21	2	0	0	0	0	0	1384	31-40	962	
11:00 AM	64	35	75	196	509	465	119	5	0	0	0	0	0	0	1468	31-40	974	
12:00 PM	48	31	93	219	524	474	107	12	0	0	0	0	0	0	1508	31-40	997	
1:00 PM	58	52	110	237	495	459	125	12	0	0	0	0	0	0	1548	31-40	953	
2:00 PM	73	33	101	251	593	446	127	11	0	0	0	0	0	0	1635	31-40	1039	
3:00 PM	126	36	77	281	618	535	134	21	2	0	0	0	0	0	1830	31-40	1153	
4:00 PM	107	49	79	243	650	550	150	17	0	0	0	0	0	0	1845	31-40	1200	
5:00 PM	87	32	62	176	588	703	249	19	0	1	0	0	0	0	1917	31-40	1290	
6:00 PM	48	3	46	94	481	700	230	20	2	0	0	0	0	0	1624	31-40	1181	
7:00 PM	41	18	36	142	390	523	106	13	1	0	0	0	0	0	1270	31-40	912	
8:00 PM	18	8	24	71	306	515	91	5	1	0	0	0	0	0	1039	31-40	821	
9:00 PM	6	4	13	25	121	289	112	16	1	0	0	1	0	0	588	31-40	409	
10:00 PM	5	5	8	11	76	206	89	16	0	2	0	0	0	0	418	36-45	294	
11:00 PM	1	2	5	10	53	149	57	5	0	0	0	0	0	0	282	36-45	205	
Day Total	947	403	982	2536	7460	8903	2978	365	26	4	0	1	0	0	24605	31-40	16362	
Percent	3.8%	1.6%	4.0%	10.3%	30.3%	36.2%	12.1%	1.5%	0.1%	0.0%	0.0%	0.0%	0.0%	0.0%				
ADT 24605																		
AM Peak Volume	7:00 AM	11:00 AM	11:00 AM	11:00 AM	11:00 AM	7:00 AM	6:00 AM	6:00 AM	6:00 AM	8:00 AM						7:00 AM		
	87	35	75	196	509	547	266	43	6	1						1539		
PM Peak Volume	3:00 PM	1:00 PM	1:00 PM	3:00 PM	4:00 PM	5:00 PM	5:00 PM	3:00 PM	3:00 PM	10:00 PM	9:00 PM					5:00 PM		
	126	52	110	281	650	703	249	21	2	2	1					1917		
<i>Comments:</i>																		

LOCATION: S Madison Blvd S of Long Ave SPECIFIC LOCATION: S Madison Blvd S of Long Ave CITY/STATE: Roxboro, NC															QC JOB #: 14473026 DIRECTION: EB/WB DATE: Sep 14 2017			
Start Time	1 15	16 20	21 25	26 30	31 35	36 40	41 45	46 50	51 55	56 60	61 65	66 70	71 75	76 999	Total	Pace Speed	Number in Pace	
12:00 AM	0	1	2	10	27	44	20	4	0	0	0	0	0	0	108	31-40	71	
1:00 AM	0	0	6	3	12	22	14	4	0	0	0	1	0	0	62	36-45	35	
2:00 AM	0	0	3	0	20	27	7	2	1	0	0	0	0	0	60	31-40	47	
3:00 AM	2	0	0	4	18	49	22	10	1	0	0	0	0	0	106	36-45	71	
4:00 AM	1	0	4	10	28	85	58	11	1	0	0	0	0	0	198	36-45	143	
5:00 AM	8	0	5	16	96	229	124	24	1	1	0	0	0	0	504	36-45	352	
6:00 AM	17	1	8	36	178	423	235	32	3	0	0	0	0	0	933	36-45	658	
7:00 AM	45	13	36	118	435	700	227	32	1	0	0	0	0	0	1607	31-40	1135	
8:00 AM	58	21	50	138	477	517	187	22	1	0	0	0	0	0	1471	31-40	994	
9:00 AM	49	16	36	143	463	437	89	9	0	1	0	0	0	0	1243	31-40	900	
10:00 AM	35	21	48	190	456	450	122	14	0	0	0	0	0	0	1336	31-40	906	
11:00 AM	48	27	83	262	560	439	74	8	0	0	0	1	0	0	1502	31-40	998	
12:00 PM	86	55	127	361	596	388	80	2	1	0	0	0	0	0	1696	31-40	983	
1:00 PM	63	41	118	230	522	459	115	10	0	0	0	0	0	0	1558	31-40	980	
2:00 PM	63	31	77	240	521	512	122	8	0	0	0	0	0	0	1574	31-40	1033	
3:00 PM	88	33	101	323	681	534	97	13	1	0	0	0	0	0	1871	31-40	1215	
4:00 PM	58	16	51	215	631	727	192	12	0	0	0	0	0	0	1902	31-40	1358	
5:00 PM	83	27	74	195	669	719	164	11	2	1	0	0	0	0	1945	31-40	1388	
6:00 PM	51	20	68	167	574	638	155	16	2	1	2	0	0	1	1695	31-40	1211	
7:00 PM	23	15	40	131	480	529	127	7	3	0	0	0	0	0	1355	31-40	1008	
8:00 PM	17	11	23	69	264	413	111	14	0	0	0	0	0	0	922	31-40	677	
9:00 PM	7	6	12	33	163	288	93	5	2	1	0	0	0	0	610	31-40	451	
10:00 PM	9	5	7	18	108	249	85	17	1	0	0	0	0	0	499	31-40	356	
11:00 PM	4	1	4	6	73	146	42	7	0	0	0	1	0	0	284	31-40	218	
Day Total	815	361	983	2918	8052	9024	2562	294	21	5	2	3	0	1	25041	31-40	17076	
Percent	3.3%	1.4%	3.9%	11.7%	32.2%	36.0%	10.2%	1.2%	0.1%	0.0%	0.0%	0.0%	0.0%	0.0%				
ADT 25041																		
AM Peak Volume	8:00 AM	11:00 AM	11:00 AM	11:00 AM	11:00 AM	7:00 AM	6:00 AM	6:00 AM	6:00 AM	5:00 AM	1:00 AM				7:00 AM			
PM Peak Volume	3:00 PM	12:00 PM	12:00 PM	12:00 PM	3:00 PM	4:00 PM	4:00 PM	10:00 PM	7:00 PM	5:00 PM	6:00 PM	11:00 PM	6:00 PM		5:00 PM			
	58	27	83	262	560	700	235	32	3	1	2	1	1		1607			
	88	55	127	361	681	727	192	17	3	1	2	1	1		1945			

Comments:

LOCATION: S Madison Blvd S of Long Ave														QC JOB #: 14473026			
SPECIFIC LOCATION: S Madison Blvd S of Long Ave														DIRECTION: EB/WB			
CITY/STATE: Roxboro, NC														DATE: Sep 13 2017 - Sep 14 2017			
Start Time	1 15	16 20	21 25	26 30	31 35	36 40	41 45	46 50	51 55	56 60	61 65	66 70	71 75	76 999	Total	Pace Speed	Number in Pace
Grand Total	1762	764	1965	5454	15512	17927	5540	659	47	9	2	4	0	1	49646	31-40	33439
Percent	3.5%	1.5%	4.0%	11.0%	31.2%	36.1%	11.2%	1.3%	0.1%	0.0%	0.0%	0.0%	0.0%	0.0%			
Cumulative Percent	3.5%	5.1%	9.0%	20.0%	51.3%	87.4%	98.5%	99.9%	100.0%	100.0%	100.0%	100.0%	100.0%	100.0%			
ADT 24823															85th Percentile 39 MPH Mean Speed(Average) 33 MPH		
<i>Comments:</i>															Median 34 MPH Mode: 38 MPH		



LOCATION: S Madison Blvd S of Long Ave **QC JOB #:** 14473026
SPECIFIC LOCATION: S Madison Blvd S of Long Ave **DIRECTION:** EB/WB
CITY/STATE: Roxboro, NC **DATE:** Sep 13 2017

Start Time	Motor-cycles	Cars & Trailer	2 Axle Long	Buses	2 Axle 6 Tire	3 Axle Single	4 Axle Single	<5 Axle Double	5 Axle Double	>6 Axle Double	<6 Axle Multi	6 Axle Multi	>6 Axle Multi	Not Classified	Total
12:00 AM	0	93	14	3	1	0	0	1	2	0	0	0	0	1	115
1:00 AM	0	37	11	1	2	0	0	1	2	0	0	0	0	1	55
2:00 AM	5	33	12	1	0	5	0	0	3	0	0	0	0	0	59
3:00 AM	2	54	22	1	2	0	0	2	6	0	0	0	0	0	89
4:00 AM	1	156	33	2	13	3	0	0	5	0	0	0	0	3	216
5:00 AM	2	326	122	4	33	7	0	8	9	0	0	0	0	8	519
6:00 AM	5	547	224	4	74	9	0	13	11	3	0	1	1	21	913
7:00 AM	16	961	299	21	75	21	1	47	18	2	4	0	0	74	1539
8:00 AM	20	835	328	14	80	13	4	28	10	5	1	1	0	52	1391
9:00 AM	24	809	305	10	88	21	1	23	28	6	0	2	3	33	1353
10:00 AM	18	853	311	12	73	17	3	25	21	3	1	0	6	41	1384
11:00 AM	19	866	343	10	78	36	2	22	28	4	0	0	3	57	1468
12:00 PM	37	931	324	7	74	28	5	22	20	6	1	0	3	50	1508
1:00 PM	34	960	333	7	91	18	1	19	25	1	2	0	4	53	1548
2:00 PM	31	1034	331	18	75	21	1	24	26	6	2	1	2	63	1635
3:00 PM	24	1167	373	24	78	14	3	23	12	3	1	0	2	106	1830
4:00 PM	32	1216	357	7	57	19	2	38	17	7	3	2	2	86	1845
5:00 PM	20	1326	385	2	58	10	1	29	3	4	2	0	0	77	1917
6:00 PM	13	1105	332	4	76	8	0	23	6	3	2	1	2	49	1624
7:00 PM	20	885	247	0	52	4	1	17	5	1	0	1	0	37	1270
8:00 PM	6	748	200	5	38	2	0	14	6	1	0	1	0	18	1039
9:00 PM	11	405	126	1	24	2	0	8	2	1	0	0	0	8	588
10:00 PM	1	332	66	0	11	0	0	1	2	0	0	0	0	5	418
11:00 PM	1	224	49	1	4	1	0	1	0	0	0	0	0	1	282
Day Total	342	15903	5147	159	1157	259	25	389	267	56	19	10	28	844	24605
Percent	1.4%	64.6%	20.9%	0.6%	4.7%	1.1%	0.1%	1.6%	1.1%	0.2%	0.1%	0.0%	0.1%	3.4%	

ADT 24605	
---------------------	--

AM Peak Volume	9:00 AM	7:00 AM	11:00 AM	7:00 AM	9:00 AM	11:00 AM	8:00 AM	7:00 AM	9:00 AM	9:00 AM	7:00 AM	9:00 AM	10:00 AM	7:00 AM	7:00 AM
PM Peak Volume	12:00 PM	5:00 PM	5:00 PM	3:00 PM	1:00 PM	12:00 PM	12:00 PM	4:00 PM	2:00 PM	4:00 PM	4:00 PM	4:00 PM	1:00 PM	3:00 PM	5:00 PM

Comments:

LOCATION: S Madison Blvd S of Long Ave SPECIFIC LOCATION: S Madison Blvd S of Long Ave CITY/STATE: Roxboro, NC														QC JOB #: 14473026 DIRECTION: EB/WB DATE: Sep 14 2017	
Start Time	Motor-cycles	Cars & Trailer	2 Axle Long	Buses	2 Axle 6 Tire	3 Axle Single	4 Axle Single	<5 Axle Double	5 Axle Double	>6 Axle Double	<6 Axle Multi	6 Axle Multi	>6 Axle Multi	Not Classified	Total
12:00 AM	4	84	15	1	3	1	0	0	0	0	0	0	0	0	108
1:00 AM	3	39	13	1	1	3	0	0	2	0	0	0	0	0	62
2:00 AM	0	44	11	2	2	1	0	0	0	0	0	0	0	0	60
3:00 AM	1	72	16	0	6	2	0	2	5	0	0	0	0	2	106
4:00 AM	1	130	41	3	12	3	0	3	4	0	0	0	0	1	198
5:00 AM	6	336	99	2	18	8	0	11	12	0	0	0	2	10	504
6:00 AM	12	572	200	10	68	20	0	21	10	0	0	0	2	18	933
7:00 AM	23	1057	302	21	80	19	4	25	20	4	1	1	0	50	1607
8:00 AM	18	927	311	9	74	16	2	33	18	3	2	1	5	52	1471
9:00 AM	21	771	257	8	59	18	3	27	21	10	1	1	2	44	1243
10:00 AM	26	809	312	8	70	23	5	22	25	2	2	0	2	30	1336
11:00 AM	24	895	364	12	74	19	7	32	23	5	3	1	2	41	1502
12:00 PM	43	1042	358	13	77	29	3	30	22	2	2	0	2	73	1696
1:00 PM	42	955	340	8	75	17	4	28	28	4	1	0	2	54	1558
2:00 PM	25	997	327	21	51	23	5	31	21	5	4	1	3	60	1574
3:00 PM	24	1243	361	29	65	22	0	25	18	4	2	1	2	75	1871
4:00 PM	23	1295	376	8	75	16	4	31	8	5	2	0	1	58	1902
5:00 PM	20	1336	380	3	53	12	1	35	13	6	4	0	4	78	1945
6:00 PM	18	1183	339	4	61	2	1	21	10	3	2	0	0	51	1695
7:00 PM	20	932	305	2	43	4	1	13	11	0	1	0	0	23	1355
8:00 PM	9	672	177	0	30	5	0	8	5	0	0	0	0	16	922
9:00 PM	2	465	110	4	16	0	0	5	1	0	0	0	0	7	610
10:00 PM	3	384	85	2	10	2	0	2	1	1	0	0	0	9	499
11:00 PM	1	224	45	0	6	0	0	1	1	0	0	0	0	6	284
Day Total	369	16464	5144	171	1029	265	40	406	279	54	27	6	29	758	25041
Percent	1.5%	65.7%	20.5%	0.7%	4.1%	1.1%	0.2%	1.6%	1.1%	0.2%	0.1%	0.0%	0.1%	3.0%	
ADT 25041															
AM Peak Volume	10:00 AM	7:00 AM	11:00 AM	7:00 AM	7:00 AM	10:00 AM	11:00 AM	8:00 AM	10:00 AM	9:00 AM	11:00 AM	7:00 AM	8:00 AM	8:00 AM	7:00 AM
	26	1057	364	21	80	23	7	33	25	10	3	1	5	52	1607
PM Peak Volume	12:00 PM	5:00 PM	5:00 PM	3:00 PM	12:00 PM	12:00 PM	2:00 PM	5:00 PM	1:00 PM	5:00 PM	2:00 PM	2:00 PM	5:00 PM	5:00 PM	5:00 PM
	43	1336	380	29	77	29	5	35	28	6	4	1	4	78	1945
<i>Comments:</i>															

LOCATION: S Madison Blvd S of Long Ave													QC JOB #: 14473026		
SPECIFIC LOCATION: S Madison Blvd S of Long Ave													DIRECTION: EB/WB		
CITY/STATE: Roxboro, NC													DATE: Sep 13 2017 - Sep 14 2017		
Start Time	Motor-cycles	Cars & Trailer	2 Axle Long	Buses	2 Axle 6 Tire	3 Axle Single	4 Axle Single	<5 Axle Double	5 Axle Double	>6 Axle Double	<6 Axle Multi	6 Axle Multi	>6 Axle Multi	Not Classified	Total
Grand Total	711	32367	10291	330	2186	524	65	795	546	110	46	16	57	1602	49646
Percent	1.4%	65.2%	20.7%	0.7%	4.4%	1.1%	0.1%	1.6%	1.1%	0.2%	0.1%	0.0%	0.1%	3.2%	
ADT 24823															
<i>Comments:</i>															



LOCATION: S Madison Blvd S of Long Ave SPECIFIC LOCATION: S Madison Blvd S of Long Ave CITY/STATE: Roxboro, NC						QC JOB #: 14473026 DIRECTION: EB/WB DATE: Sep 13 2017 - Sep 14 2017				
Start Time	Mon	Tue	Wed 13-Sep-17	Thu 14-Sep-17	Fri	Average Weekday Hourly Traffic	Sat	Sun	Average Week Hourly Traffic	Average Week Profile
12:00 AM			115	108		112			112	
1:00 AM			55	62		59			59	
2:00 AM			59	60		60			60	
3:00 AM			89	106		98			98	
4:00 AM			216	198		207			207	
5:00 AM			519	504		512			512	
6:00 AM			913	933		923			923	
7:00 AM			1539	1607		1573			1573	
8:00 AM			1391	1471		1431			1431	
9:00 AM			1353	1243		1298			1298	
10:00 AM			1384	1336		1360			1360	
11:00 AM			1468	1502		1485			1485	
12:00 PM			1508	1696		1602			1602	
1:00 PM			1548	1558		1553			1553	
2:00 PM			1635	1574		1605			1605	
3:00 PM			1830	1871		1851			1851	
4:00 PM			1845	1902		1874			1874	
5:00 PM			1917	1945		1931			1931	
6:00 PM			1624	1695		1660			1660	
7:00 PM			1270	1355		1313			1313	
8:00 PM			1039	922		981			981	
9:00 PM			588	610		599			599	
10:00 PM			418	499		459			459	
11:00 PM			282	284		283			283	
Day Total			24605	25041		24829			24829	
% Weekday Average			99.1%	100.9%						
% Week Average			99.1%	100.9%		100.0%				
AM Peak			7:00 AM	7:00 AM		7:00 AM			7:00 AM	
Volume			1539	1607		1573			1573	
PM Peak			5:00 PM	5:00 PM		5:00 PM			5:00 PM	
Volume			1917	1945		1931			1931	
<i>Comments:</i>										

LOCATION: S Madison Blvd S of Long Ave SPECIFIC LOCATION: S Madison Blvd S of Long Ave CITY/STATE: Roxboro, NC															QC JOB #: 14473026 DIRECTION: WB DATE: Sep 13 2017			
Start Time	1 15	16 20	21 25	26 30	31 35	36 40	41 45	46 50	51 55	56 60	61 65	66 70	71 75	76 999	Total	Pace Speed	Number in Pace	
12:00 AM	1	0	1	3	14	15	5	1	0	0	0	0	0	0	40	31-40	29	
1:00 AM	1	0	1	2	4	4	5	3	0	0	0	0	0	0	20	36-45	9	
2:00 AM	0	0	2	2	5	12	6	0	0	0	0	0	0	0	27	36-45	18	
3:00 AM	0	0	0	3	7	17	14	5	0	0	0	0	0	0	46	36-45	30	
4:00 AM	0	0	1	6	19	60	53	11	2	0	0	0	0	0	152	36-45	112	
5:00 AM	6	2	12	8	34	125	131	28	1	0	0	0	0	0	347	36-45	255	
6:00 AM	15	0	3	13	76	256	201	34	5	0	0	0	0	0	603	36-45	457	
7:00 AM	26	7	28	43	213	282	127	10	2	0	0	0	0	0	738	31-40	494	
8:00 AM	17	11	39	62	208	257	100	8	1	0	0	0	0	0	703	31-40	464	
9:00 AM	17	3	20	56	210	221	95	15	1	0	0	0	0	0	638	31-40	431	
10:00 AM	12	4	28	66	218	291	78	7	1	0	0	0	0	0	705	31-40	509	
11:00 AM	28	13	36	94	289	245	60	2	0	0	0	0	0	0	767	31-40	534	
12:00 PM	24	12	64	114	247	249	55	7	0	0	0	0	0	0	772	31-40	495	
1:00 PM	24	26	72	123	263	234	48	7	0	0	0	0	0	0	797	31-40	496	
2:00 PM	34	14	51	136	289	229	75	6	0	0	0	0	0	0	834	31-40	517	
3:00 PM	70	11	42	154	365	265	62	14	2	0	0	0	0	0	985	31-40	630	
4:00 PM	36	13	28	103	334	284	70	8	0	0	0	0	0	0	876	31-40	617	
5:00 PM	23	5	15	85	297	347	98	13	0	0	0	0	0	0	883	31-40	644	
6:00 PM	21	0	29	53	244	302	89	8	1	0	0	0	0	0	747	31-40	546	
7:00 PM	16	7	24	73	198	273	65	6	0	0	0	0	0	0	662	31-40	471	
8:00 PM	11	5	15	42	154	233	42	2	1	0	0	0	0	0	505	31-40	387	
9:00 PM	5	2	11	17	57	132	55	8	1	0	0	1	0	0	289	33-42	188	
10:00 PM	3	2	6	7	42	114	41	9	0	1	0	0	0	0	225	31-40	156	
11:00 PM	0	1	0	7	24	44	17	2	0	0	0	0	0	0	95	31-40	68	
Day Total	390	138	528	1272	3811	4491	1592	214	18	1	0	1	0	0	12456	31-40	8302	
Percent	3.1%	1.1%	4.2%	10.2%	30.6%	36.1%	12.8%	1.7%	0.1%	0.0%	0.0%	0.0%	0.0%	0.0%				
ADT 12456																		
AM Peak Volume	11:00 AM	11:00 AM	8:00 AM	11:00 AM	11:00 AM	10:00 AM	6:00 AM	6:00 AM	6:00 AM							11:00 AM		
	28	13	39	94	289	291	201	34	5							767		
PM Peak Volume	3:00 PM	1:00 PM	1:00 PM	3:00 PM	3:00 PM	5:00 PM	5:00 PM	3:00 PM	3:00 PM	10:00 PM	9:00 PM				3:00 PM			
	70	26	72	154	365	347	98	14	2	1	1				985			
<i>Comments:</i>																		

LOCATION: S Madison Blvd S of Long Ave SPECIFIC LOCATION: S Madison Blvd S of Long Ave CITY/STATE: Roxboro, NC															QC JOB #: 14473026 DIRECTION: WB DATE: Sep 14 2017			
Start Time	1 15	16 20	21 25	26 30	31 35	36 40	41 45	46 50	51 55	56 60	61 65	66 70	71 75	76 999	Total	Pace Speed	Number in Pace	
12:00 AM	0	1	0	8	4	14	7	1	0	0	0	0	0	0	35	36-45	20	
1:00 AM	0	0	2	3	6	12	7	2	0	0	0	1	0	0	33	36-45	18	
2:00 AM	0	0	1	0	16	11	2	1	0	0	0	0	0	0	31	31-40	27	
3:00 AM	0	0	0	2	6	20	11	3	1	0	0	0	0	0	43	36-45	31	
4:00 AM	1	0	4	4	17	63	41	9	1	0	0	0	0	0	140	36-45	103	
5:00 AM	8	0	2	16	60	137	90	17	1	0	0	0	0	0	331	36-45	227	
6:00 AM	14	1	8	24	102	281	159	12	2	0	0	0	0	0	603	36-45	439	
7:00 AM	14	8	18	43	224	308	130	19	0	0	0	0	0	0	764	31-40	532	
8:00 AM	38	9	28	77	224	257	82	16	0	0	0	0	0	0	731	31-40	480	
9:00 AM	17	8	21	64	247	226	54	3	0	1	0	0	0	0	641	31-40	473	
10:00 AM	10	10	22	81	222	246	58	5	0	0	0	0	0	0	654	31-40	468	
11:00 AM	19	9	35	140	284	237	42	3	0	0	0	0	0	0	769	31-40	521	
12:00 PM	37	23	66	188	323	189	37	1	1	0	0	0	0	0	865	31-40	511	
1:00 PM	27	23	53	121	271	234	57	5	0	0	0	0	0	0	791	31-40	504	
2:00 PM	30	13	48	134	261	261	60	5	0	0	0	0	0	0	812	31-40	522	
3:00 PM	51	25	61	169	380	290	49	7	1	0	0	0	0	0	1033	31-40	670	
4:00 PM	26	10	26	120	302	342	84	7	0	0	0	0	0	0	917	31-40	644	
5:00 PM	22	11	29	73	305	377	89	5	0	1	0	0	0	0	912	31-40	682	
6:00 PM	24	9	43	81	253	296	73	11	2	1	2	0	0	1	796	31-40	549	
7:00 PM	9	6	28	61	231	238	66	3	0	0	0	0	0	0	642	31-40	469	
8:00 PM	7	3	17	47	122	195	64	8	0	0	0	0	0	0	463	31-40	317	
9:00 PM	2	3	8	28	78	148	41	2	1	1	0	0	0	0	312	31-40	226	
10:00 PM	6	1	5	14	57	135	59	9	0	0	0	0	0	0	286	36-45	194	
11:00 PM	2	0	2	3	26	44	17	4	0	0	0	1	0	0	99	31-40	70	
Day Total	364	173	527	1501	4021	4561	1379	158	10	4	2	2	0	1	12703	31-40	8582	
Percent	2.9%	1.4%	4.1%	11.8%	31.7%	35.9%	10.9%	1.2%	0.1%	0.0%	0.0%	0.0%	0.0%	0.0%				
ADT 12703																		
AM Peak Volume	8:00 AM	10:00 AM	11:00 AM	11:00 AM	11:00 AM	7:00 AM	6:00 AM	7:00 AM	6:00 AM	9:00 AM	1:00 AM				11:00 AM			
	38	10	35	140	284	308	159	19	2	1	1				769			
PM Peak Volume	3:00 PM	3:00 PM	12:00 PM	12:00 PM	3:00 PM	5:00 PM	5:00 PM	6:00 PM	6:00 PM	5:00 PM	6:00 PM	11:00 PM	6:00 PM		3:00 PM			
	51	25	66	188	380	377	89	11	2	1	2	1	1		1033			
<i>Comments:</i>																		

LOCATION: S Madison Blvd S of Long Ave														QC JOB #: 14473026			
SPECIFIC LOCATION: S Madison Blvd S of Long Ave														DIRECTION: WB			
CITY/STATE: Roxboro, NC														DATE: Sep 13 2017 - Sep 14 2017			
Start Time	1 15	16 20	21 25	26 30	31 35	36 40	41 45	46 50	51 55	56 60	61 65	66 70	71 75	76 999	Total	Pace Speed	Number in Pace
Grand Total	754	311	1055	2773	7832	9052	2971	372	28	5	2	3	0	1	25159	31-40	16884
Percent	3.0%	1.2%	4.2%	11.0%	31.1%	36.0%	11.8%	1.5%	0.1%	0.0%	0.0%	0.0%	0.0%	0.0%			
Cumulative Percent	3.0%	4.2%	8.4%	19.4%	50.6%	86.6%	98.4%	99.8%	100.0%	100.0%	100.0%	100.0%	100.0%	100.0%			
ADT 12579															85th Percentile 39 MPH Mean Speed(Average) 33 MPH		
<i>Comments:</i>															Median 34 MPH Mode: 38 MPH		



LOCATION: S Madison Blvd S of Long Ave SPECIFIC LOCATION: S Madison Blvd S of Long Ave CITY/STATE: Roxboro, NC														QC JOB #: 14473026 DIRECTION: WB DATE: Sep 13 2017	
Start Time	Motor-cycles	Cars & Trailer	2 Axle Long	Buses	2 Axle 6 Tire	3 Axle Single	4 Axle Single	<5 Axle Double	5 Axle Double	>6 Axle Double	<6 Axle Multi	6 Axle Multi	>6 Axle Multi	Not Classified	Total
12:00 AM	0	29	6	2	0	0	0	1	1	0	0	0	0	1	40
1:00 AM	0	12	5	1	1	0	0	0	0	0	0	0	0	1	20
2:00 AM	2	11	9	0	0	2	0	0	3	0	0	0	0	0	27
3:00 AM	2	28	9	1	2	0	0	1	3	0	0	0	0	0	46
4:00 AM	1	114	20	0	12	2	0	0	3	0	0	0	0	0	152
5:00 AM	2	215	75	3	26	7	0	5	8	0	0	0	0	6	347
6:00 AM	3	362	145	3	52	9	0	5	6	2	0	0	0	16	603
7:00 AM	6	440	156	6	52	13	0	28	7	1	1	0	0	28	738
8:00 AM	8	413	171	7	57	7	1	13	5	2	0	1	0	18	703
9:00 AM	8	354	168	3	55	11	0	9	7	2	0	1	2	18	638
10:00 AM	5	423	171	7	44	12	0	13	12	2	1	0	4	11	705
11:00 AM	6	446	183	7	55	18	0	9	10	3	0	0	1	29	767
12:00 PM	14	463	176	5	48	16	1	12	8	3	0	0	1	25	772
1:00 PM	9	484	181	3	62	11	1	9	9	1	1	0	1	25	797
2:00 PM	15	493	185	9	52	10	0	15	12	6	1	0	1	35	834
3:00 PM	12	593	229	13	47	10	1	16	3	1	1	0	1	58	985
4:00 PM	14	578	183	4	34	3	0	14	6	2	2	1	0	35	876
5:00 PM	8	606	192	0	30	3	0	12	1	4	1	0	0	26	883
6:00 PM	5	466	183	1	49	3	0	12	1	1	1	1	0	24	747
7:00 PM	9	436	154	0	34	2	0	8	0	0	0	1	0	18	662
8:00 PM	4	353	100	2	24	1	0	7	2	0	0	0	0	12	505
9:00 PM	7	190	65	0	13	1	0	4	2	1	0	0	0	6	289
10:00 PM	0	177	36	0	8	0	0	1	0	0	0	0	0	3	225
11:00 PM	1	70	19	1	3	1	0	0	0	0	0	0	0	0	95
Day Total	141	7756	2821	78	760	142	4	194	109	31	9	5	11	395	12456
Percent	1.1%	62.3%	22.6%	0.6%	6.1%	1.1%	0.0%	1.6%	0.9%	0.2%	0.1%	0.0%	0.1%	3.2%	
ADT 12456															
AM Peak Volume	8:00 AM	11:00 AM	11:00 AM	8:00 AM	8:00 AM	11:00 AM	8:00 AM	7:00 AM	10:00 AM	11:00 AM	7:00 AM	8:00 AM	10:00 AM	11:00 AM	11:00 AM
	8	446	183	7	57	18	1	28	12	3	1	1	4	29	767
PM Peak Volume	2:00 PM	5:00 PM	3:00 PM	3:00 PM	1:00 PM	12:00 PM	12:00 PM	3:00 PM	2:00 PM	2:00 PM	4:00 PM	4:00 PM	12:00 PM	3:00 PM	3:00 PM
	15	606	229	13	62	16	1	16	12	6	2	1	1	58	985
<i>Comments:</i>															

LOCATION: S Madison Blvd S of Long Ave SPECIFIC LOCATION: S Madison Blvd S of Long Ave CITY/STATE: Roxboro, NC														QC JOB #: 14473026 DIRECTION: WB DATE: Sep 14 2017	
Start Time	Motor-cycles	Cars & Trailer	2 Axle Long	Buses	2 Axle 6 Tire	3 Axle Single	4 Axle Single	<5 Axle Double	5 Axle Double	>6 Axle Double	<6 Axle Multi	6 Axle Multi	>6 Axle Multi	Not Classified	Total
12:00 AM	2	26	4	1	1	1	0	0	0	0	0	0	0	0	35
1:00 AM	0	21	8	0	1	1	0	0	2	0	0	0	0	0	33
2:00 AM	0	20	8	1	2	0	0	0	0	0	0	0	0	0	31
3:00 AM	1	29	7	0	3	1	0	0	2	0	0	0	0	0	43
4:00 AM	1	92	27	2	9	2	0	3	3	0	0	0	0	1	140
5:00 AM	5	218	62	1	13	4	0	7	9	0	0	0	2	10	331
6:00 AM	9	361	125	6	46	16	0	15	7	0	0	0	1	17	603
7:00 AM	8	466	177	8	50	14	0	12	12	0	0	0	0	17	764
8:00 AM	4	445	165	5	47	7	0	15	8	1	0	0	0	34	731
9:00 AM	8	392	151	2	32	9	0	17	6	4	1	1	1	17	641
10:00 AM	11	388	167	4	36	12	0	14	10	1	0	0	1	10	654
11:00 AM	5	451	196	6	45	14	0	14	12	4	1	0	1	20	769
12:00 PM	18	519	189	5	50	19	0	15	10	1	1	0	0	38	865
1:00 PM	19	471	195	3	39	11	0	11	13	1	1	0	2	25	791
2:00 PM	8	522	159	14	32	14	1	16	9	2	3	0	1	31	812
3:00 PM	6	677	214	20	41	8	0	16	6	2	2	0	1	40	1033
4:00 PM	18	604	192	3	44	7	0	16	4	2	0	0	0	27	917
5:00 PM	9	611	204	0	30	6	0	17	4	4	2	0	2	23	912
6:00 PM	5	534	177	2	34	1	0	6	8	3	1	0	0	25	796
7:00 PM	8	403	169	2	29	3	0	11	6	0	1	0	0	10	642
8:00 PM	6	328	101	0	18	1	0	1	1	0	0	0	0	7	463
9:00 PM	1	231	60	3	11	0	0	3	1	0	0	0	0	2	312
10:00 PM	1	222	46	2	6	1	0	0	1	1	0	0	0	6	286
11:00 PM	1	71	17	0	6	0	0	1	0	0	0	0	0	3	99
Day Total	154	8102	2820	90	625	152	1	210	134	26	13	1	12	363	12703
Percent	1.2%	63.8%	22.2%	0.7%	4.9%	1.2%	0.0%	1.7%	1.1%	0.2%	0.1%	0.0%	0.1%	2.9%	
ADT 12703															
AM Peak	10:00 AM	7:00 AM	11:00 AM	7:00 AM	7:00 AM	6:00 AM		9:00 AM	7:00 AM	9:00 AM	9:00 AM	9:00 AM	5:00 AM	8:00 AM	11:00 AM
Volume	11	466	196	8	50	16		17	12	4	1	1	2	34	769
PM Peak	1:00 PM	3:00 PM	3:00 PM	3:00 PM	12:00 PM	12:00 PM	2:00 PM	5:00 PM	1:00 PM	5:00 PM	2:00 PM		1:00 PM	3:00 PM	3:00 PM
Volume	19	677	214	20	50	19	1	17	13	4	3		2	40	1033
<i>Comments:</i>															

LOCATION: S Madison Blvd S of Long Ave													QC JOB #: 14473026		
SPECIFIC LOCATION: S Madison Blvd S of Long Ave													DIRECTION: WB		
CITY/STATE: Roxboro, NC													DATE: Sep 13 2017 - Sep 14 2017		
Start Time	Motor-cycles	Cars & Trailer	2 Axle Long	Buses	2 Axle 6 Tire	3 Axle Single	4 Axle Single	<5 Axle Double	5 Axle Double	>6 Axle Double	<6 Axle Multi	6 Axle Multi	>6 Axle Multi	Not Classified	Total
Grand Total	295	15858	5641	168	1385	294	5	404	243	57	22	6	23	758	25159
Percent	1.2%	63.0%	22.4%	0.7%	5.5%	1.2%	0.0%	1.6%	1.0%	0.2%	0.1%	0.0%	0.1%	3.0%	
ADT 12579															
<i>Comments:</i>															



LOCATION: S Madison Blvd S of Long Ave SPECIFIC LOCATION: S Madison Blvd S of Long Ave CITY/STATE: Roxboro, NC						QC JOB #: 14473026 DIRECTION: WB DATE: Sep 13 2017 - Sep 14 2017				
Start Time	Mon	Tue	Wed 13-Sep-17	Thu 14-Sep-17	Fri	Average Weekday Hourly Traffic	Sat	Sun	Average Week Hourly Traffic	Average Week Profile
12:00 AM			40	35		38			38	
1:00 AM			20	33		27			27	
2:00 AM			27	31		29			29	
3:00 AM			46	43		45			45	
4:00 AM			152	140		146			146	
5:00 AM			347	331		339			339	
6:00 AM			603	603		603			603	
7:00 AM			738	764		751			751	
8:00 AM			703	731		717			717	
9:00 AM			638	641		640			640	
10:00 AM			705	654		680			680	
11:00 AM			767	769		768			768	
12:00 PM			772	865		819			819	
1:00 PM			797	791		794			794	
2:00 PM			834	812		823			823	
3:00 PM			985	1033		1009			1009	
4:00 PM			876	917		897			897	
5:00 PM			883	912		898			898	
6:00 PM			747	796		772			772	
7:00 PM			662	642		652			652	
8:00 PM			505	463		484			484	
9:00 PM			289	312		301			301	
10:00 PM			225	286		256			256	
11:00 PM			95	99		97			97	
Day Total			12456	12703		12585			12585	
% Weekday Average			99.0%	100.9%						
% Week Average			99.0%	100.9%		100.0%				
AM Peak Volume			11:00 AM 767	11:00 AM 769		11:00 AM 768			11:00 AM 768	
PM Peak Volume			3:00 PM 985	3:00 PM 1033		3:00 PM 1009			3:00 PM 1009	
<i>Comments:</i>										

LOCATION: S Madison Blvd N of Leasburg Rd/Court St SPECIFIC LOCATION: S Madison Blvd N of Leasburg Rd/Court St CITY/STATE: Person, NC															QC JOB #: 14473027 DIRECTION: NB DATE: Aug 30 2017					
Start Time	1 15	16 20	21 25	26 30	31 35	36 40	41 45	46 50	51 55	56 60	61 65	66 70	71 75	76 999	Total	Pace Speed	Number in Pace			
12:00 AM	0	3	2	5	20	35	17	4	2	0	2	0	0	0	90	31-40	55			
1:00 AM	1	0	0	3	6	12	5	0	0	0	0	0	0	0	27	35-44	17			
2:00 AM	0	0	0	2	4	14	9	0	1	0	0	0	0	0	30	36-45	22			
3:00 AM	0	0	2	1	12	14	10	3	0	2	0	0	0	0	44	33-42	25			
4:00 AM	0	0	4	13	8	10	7	3	0	0	0	0	0	0	45	26-35	21			
5:00 AM	2	3	20	45	47	48	16	1	0	0	0	0	0	0	182	31-40	94			
6:00 AM	5	8	37	74	68	62	19	3	0	0	0	0	0	0	276	26-35	142			
7:00 AM	23	9	67	236	223	184	49	6	0	0	0	0	0	0	797	26-35	459			
8:00 AM	21	10	66	196	162	136	39	1	0	0	0	0	0	0	631	26-35	357			
9:00 AM	14	23	96	166	179	120	24	3	0	0	0	0	0	0	625	26-35	344			
10:00 AM	12	7	77	182	140	111	32	2	0	0	0	0	0	0	563	26-35	322			
11:00 AM	20	11	118	251	203	118	21	3	0	0	0	0	0	0	745	26-35	454			
12:00 PM	22	11	100	264	249	114	22	3	0	0	0	0	0	0	785	26-35	512			
1:00 PM	27	15	85	242	218	113	22	3	1	0	0	0	0	0	726	26-35	460			
2:00 PM	43	13	88	179	181	162	29	2	1	0	0	0	0	0	698	26-35	360			
3:00 PM	30	9	72	215	222	196	39	3	0	0	0	0	0	0	786	26-35	436			
4:00 PM	51	11	77	282	224	153	53	6	0	0	0	0	0	0	857	26-35	505			
5:00 PM	40	15	74	303	278	172	46	3	0	0	0	0	0	0	931	26-35	581			
6:00 PM	23	7	63	203	173	175	61	14	0	0	0	0	0	0	719	26-35	376			
7:00 PM	18	5	59	147	141	153	41	6	1	0	0	0	0	0	571	31-40	294			
8:00 PM	4	1	35	151	123	112	32	3	0	0	0	0	0	0	461	26-35	274			
9:00 PM	3	0	11	32	77	106	47	3	0	0	1	0	0	0	280	31-40	182			
10:00 PM	0	1	5	25	39	69	20	6	1	0	0	0	0	0	166	31-40	108			
11:00 PM	2	0	5	13	50	70	27	5	3	1	0	0	0	0	176	31-40	120			
Day Total	361	162	1163	3230	3047	2459	687	86	10	3	3	0	0	0	11211	26-35	6276			
Percent	3.2%	1.4%	10.4%	28.8%	27.2%	21.9%	6.1%	0.8%	0.1%	0.0%	0.0%	0.0%	0.0%	0.0%						
ADT 11211																				
AM Peak Volume	7:00 AM	9:00 AM	11:00 AM	11:00 AM	7:00 AM	7:00 AM	7:00 AM	7:00 AM	12:00 AM	3:00 AM	12:00 AM							7:00 AM		
	23	23	118	251	223	184	49	6	2	2	2							797		
PM Peak Volume	4:00 PM	1:00 PM	12:00 PM	5:00 PM	5:00 PM	3:00 PM	6:00 PM	6:00 PM	11:00 PM	11:00 PM	9:00 PM							5:00 PM		
	51	15	100	303	278	196	61	14	3	1	1							931		
<i>Comments:</i>																				

LOCATION: S Madison Blvd N of Leasburg Rd/Court St SPECIFIC LOCATION: S Madison Blvd N of Leasburg Rd/Court St CITY/STATE: Person, NC															QC JOB #: 14473027 DIRECTION: NB DATE: Aug 31 2017				
Start Time	1 15	16 20	21 25	26 30	31 35	36 40	41 45	46 50	51 55	56 60	61 65	66 70	71 75	76 999	Total	Pace Speed	Number in Pace		
12:00 AM	0	0	0	3	19	31	17	10	0	0	0	0	0	0	80	31-40	50		
1:00 AM	0	0	1	3	13	18	14	2	1	0	0	0	0	0	52	36-45	31		
2:00 AM	0	1	0	6	10	20	14	2	0	0	0	0	0	0	53	36-45	33		
3:00 AM	0	0	0	0	6	19	11	2	0	0	0	0	0	0	38	36-45	30		
4:00 AM	0	2	4	9	11	18	14	6	0	0	0	0	0	0	64	36-45	31		
5:00 AM	1	5	7	36	38	40	27	2	0	0	0	0	0	0	156	31-40	78		
6:00 AM	6	5	37	88	76	46	28	6	0	0	0	0	0	0	292	26-35	163		
7:00 AM	44	24	93	213	190	158	41	3	1	0	0	0	0	0	767	26-35	403		
8:00 AM	22	17	78	236	165	125	44	7	0	0	0	0	0	0	694	26-35	401		
9:00 AM	13	8	96	232	142	124	40	4	1	0	0	0	0	0	660	26-35	373		
10:00 AM	24	12	80	221	181	117	32	3	0	0	0	0	0	0	670	26-35	402		
11:00 AM	26	17	77	222	165	198	40	5	0	0	0	0	0	0	750	26-35	387		
12:00 PM	34	15	91	230	250	145	40	4	0	0	0	0	0	0	809	26-35	480		
1:00 PM	31	15	122	219	221	109	44	3	0	0	0	0	0	0	764	26-35	440		
2:00 PM	39	21	102	192	177	163	47	2	0	0	0	0	0	0	743	26-35	368		
3:00 PM	44	13	109	247	247	141	25	3	0	1	0	0	0	0	830	26-35	493		
4:00 PM	58	10	106	293	272	216	42	2	0	0	0	0	0	0	999	26-35	565		
5:00 PM	57	12	96	228	337	221	46	3	0	1	0	0	0	0	1001	26-35	565		
6:00 PM	22	8	117	260	258	173	25	6	1	0	0	0	0	0	870	26-35	518		
7:00 PM	16	6	65	210	210	99	16	5	0	0	0	0	0	0	627	26-35	420		
8:00 PM	6	4	36	139	135	117	41	3	0	0	0	0	0	0	481	26-35	274		
9:00 PM	3	3	8	54	90	100	30	3	0	0	0	0	0	0	291	31-40	190		
10:00 PM	0	0	7	33	59	85	33	6	0	0	0	0	0	0	223	31-40	144		
11:00 PM	1	0	8	24	44	66	40	7	0	0	0	0	0	0	190	32-41	109		
Day Total	447	198	1340	3398	3316	2549	751	99	4	2	0	0	0	0	12104	26-35	6714		
Percent	3.7%	1.6%	11.1%	28.1%	27.4%	21.1%	6.2%	0.8%	0.0%	0.0%	0.0%	0.0%	0.0%	0.0%					
ADT 12104																			
AM Peak	7:00 AM	7:00 AM	9:00 AM	8:00 AM	7:00 AM	11:00 AM	8:00 AM	12:00 AM	1:00 AM							7:00 AM			
Volume	44	24	96	236	190	198	44	10	1							767			
PM Peak	4:00 PM	2:00 PM	1:00 PM	4:00 PM	5:00 PM	5:00 PM	2:00 PM	11:00 PM	6:00 PM	3:00 PM							5:00 PM		
Volume	58	21	122	293	337	221	47	7	1	1							1001		
<i>Comments:</i>																			

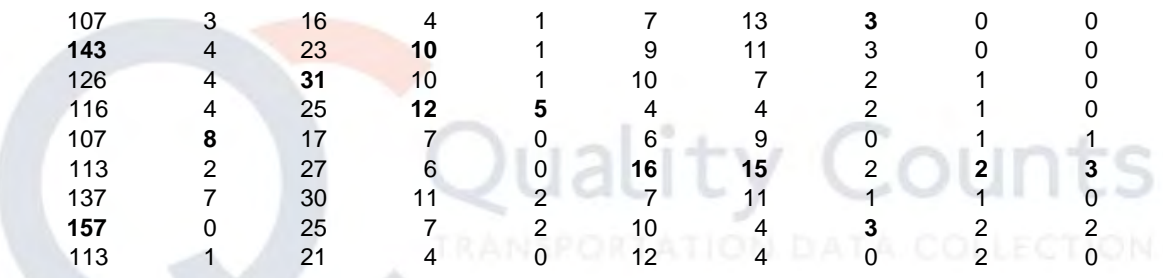
LOCATION: S Madison Blvd N of Leasburg Rd/Court St														QC JOB #: 14473027			
SPECIFIC LOCATION: S Madison Blvd N of Leasburg Rd/Court St														DIRECTION: NB			
CITY/STATE: Person, NC														DATE: Aug 30 2017 - Aug 31 2017			
Start Time	1 15	16 20	21 25	26 30	31 35	36 40	41 45	46 50	51 55	56 60	61 65	66 70	71 75	76 999	Total	Pace Speed	Number in Pace
Grand Total	808	360	2503	6628	6363	5008	1438	185	14	5	3	0	0	0	23315	26-35	12990
Percent	3.5%	1.5%	10.7%	28.4%	27.3%	21.5%	6.2%	0.8%	0.1%	0.0%	0.0%	0.0%	0.0%	0.0%			
Cumulative Percent	3.5%	5.0%	15.7%	44.2%	71.5%	92.9%	99.1%	99.9%	100.0%	100.0%	100.0%	100.0%	100.0%	100.0%			
ADT 11657															85th Percentile 38 MPH Mean Speed(Average) 30 MPH Median 31 MPH Mode 28 MPH		
<i>Comments:</i>																	



LOCATION: S Madison Blvd N of Leasburg Rd/Court St
SPECIFIC LOCATION: S Madison Blvd N of Leasburg Rd/Court St
CITY/STATE: Person, NC

QC JOB #: 14473027
DIRECTION: NB
DATE: Aug 30 2017

Start Time	Motor-cycles	Cars & Trailer	2 Axle Long	Buses	2 Axle 6 Tire	3 Axle Single	4 Axle Single	<5 Axle Double	5 Axle Double	>6 Axle Double	<6 Axle Multi	6 Axle Multi	>6 Axle Multi	Not Classified	Total
12:00 AM	2	71	13	0	3	1	0	0	0	0	0	0	0	0	90
1:00 AM	0	20	3	1	0	0	0	2	0	0	0	0	0	1	27
2:00 AM	0	25	2	0	2	0	0	0	1	0	0	0	0	0	30
3:00 AM	0	26	9	3	2	1	0	2	0	0	1	0	0	0	44
4:00 AM	0	34	8	1	0	1	0	0	1	0	0	0	0	0	45
5:00 AM	1	118	44	2	8	1	1	1	4	0	0	0	0	2	182
6:00 AM	4	159	67	1	20	3	0	6	8	2	0	0	0	6	276
7:00 AM	11	565	130	12	25	8	1	12	6	2	1	1	0	23	797
8:00 AM	17	413	125	1	24	6	1	11	9	2	0	0	1	21	631
9:00 AM	12	407	115	3	29	4	1	21	13	2	2	0	1	15	625
10:00 AM	6	389	107	3	16	4	1	7	13	3	0	0	1	13	563
11:00 AM	20	499	143	4	23	10	1	9	11	3	0	0	3	19	745
12:00 PM	10	559	126	4	31	10	1	10	7	2	1	0	1	23	785
1:00 PM	17	512	116	4	25	12	5	4	4	2	1	0	1	23	726
2:00 PM	10	497	107	8	17	7	0	6	9	0	1	1	1	34	698
3:00 PM	20	548	113	2	27	6	0	16	15	2	2	3	1	31	786
4:00 PM	14	592	137	7	30	11	2	7	11	1	1	0	1	43	857
5:00 PM	19	664	157	0	25	7	2	10	4	3	2	2	1	35	931
6:00 PM	11	525	113	1	21	4	0	12	4	0	2	0	0	26	719
7:00 PM	11	418	95	1	19	3	0	2	2	2	0	0	0	18	571
8:00 PM	8	336	80	0	23	1	0	4	2	2	0	0	0	5	461
9:00 PM	2	201	55	1	15	0	0	2	1	0	0	0	0	3	280
10:00 PM	1	131	29	1	4	0	0	0	0	0	0	0	0	0	166
11:00 PM	0	135	33	0	5	0	0	0	1	0	0	0	0	2	176
Day Total	196	7844	1927	60	394	100	16	144	126	28	14	7	12	343	11211
Percent	1.7%	70.0%	17.2%	0.5%	3.5%	0.9%	0.1%	1.3%	1.1%	0.2%	0.1%	0.1%	0.1%	3.1%	



ADT 11211															
------------------	--	--	--	--	--	--	--	--	--	--	--	--	--	--	--

AM Peak Volume	11:00 AM	7:00 AM	11:00 AM	7:00 AM	9:00 AM	11:00 AM	5:00 AM	9:00 AM	9:00 AM	10:00 AM	9:00 AM	7:00 AM	11:00 AM	7:00 AM	7:00 AM
PM Peak Volume	3:00 PM	5:00 PM	5:00 PM	2:00 PM	12:00 PM	1:00 PM	1:00 PM	3:00 PM	3:00 PM	5:00 PM	3:00 PM	3:00 PM	12:00 PM	4:00 PM	5:00 PM

Comments:

LOCATION: S Madison Blvd N of Leasburg Rd/Court St SPECIFIC LOCATION: S Madison Blvd N of Leasburg Rd/Court St CITY/STATE: Person, NC														QC JOB #: 14473027 DIRECTION: NB DATE: Aug 31 2017	
Start Time	Motor-cycles	Cars & Trailer	2 Axle Long	Buses	2 Axle 6 Tire	3 Axle Single	4 Axle Single	<5 Axle Double	5 Axle Double	>6 Axle Double	<6 Axle Multi	6 Axle Multi	>6 Axle Multi	Not Classified	Total
12:00 AM	1	57	21	1	0	0	0	0	0	0	0	0	0	0	80
1:00 AM	1	35	14	0	0	0	0	0	2	0	0	0	0	0	52
2:00 AM	0	44	5	0	2	0	0	1	1	0	0	0	0	0	53
3:00 AM	0	22	10	2	1	0	0	1	2	0	0	0	0	0	38
4:00 AM	1	32	21	5	1	1	0	2	1	0	0	0	0	0	64
5:00 AM	1	90	40	1	13	2	0	3	5	0	0	0	0	1	156
6:00 AM	1	173	61	1	26	9	1	4	6	3	0	0	0	7	292
7:00 AM	10	521	128	12	25	7	1	10	14	3	2	0	1	33	767
8:00 AM	15	462	122	5	34	10	6	9	5	2	1	0	4	19	694
9:00 AM	15	425	143	4	24	6	2	11	13	3	0	1	0	13	660
10:00 AM	11	442	133	1	28	6	4	10	5	1	0	0	5	24	670
11:00 AM	17	478	149	5	38	11	0	14	8	2	0	0	3	25	750
12:00 PM	11	528	149	4	42	10	2	16	9	3	1	0	2	32	809
1:00 PM	17	521	126	4	36	5	0	13	12	1	0	0	1	28	764
2:00 PM	15	493	125	6	33	9	2	12	10	2	0	0	3	33	743
3:00 PM	26	535	156	7	32	10	4	9	9	4	1	0	2	35	830
4:00 PM	13	698	170	5	35	6	0	11	7	3	3	0	2	46	999
5:00 PM	13	709	164	1	22	6	4	18	5	4	1	0	2	52	1001
6:00 PM	9	663	141	1	24	3	1	6	2	1	1	0	0	18	870
7:00 PM	9	457	101	1	25	1	0	9	3	3	1	0	0	17	627
8:00 PM	5	370	73	1	17	2	0	4	2	0	0	0	0	7	481
9:00 PM	0	208	61	0	7	2	0	5	3	1	0	0	0	4	291
10:00 PM	0	180	37	1	2	0	0	2	0	1	0	0	0	0	223
11:00 PM	1	147	36	0	4	0	0	0	1	0	0	0	0	1	190
Day Total	192	8290	2186	68	471	106	27	170	125	37	11	1	25	395	12104
Percent	1.6%	68.5%	18.1%	0.6%	3.9%	0.9%	0.2%	1.4%	1.0%	0.3%	0.1%	0.0%	0.2%	3.3%	
ADT 12104															
AM Peak Volume	11:00 AM	7:00 AM	11:00 AM	7:00 AM	11:00 AM	11:00 AM	8:00 AM	11:00 AM	7:00 AM	6:00 AM	7:00 AM	9:00 AM	10:00 AM	7:00 AM	7:00 AM
	17	521	149	12	38	11	6	14	14	3	2	1	5	33	767
PM Peak Volume	3:00 PM	5:00 PM	4:00 PM	3:00 PM	12:00 PM	12:00 PM	3:00 PM	5:00 PM	1:00 PM	3:00 PM	4:00 PM		2:00 PM	5:00 PM	5:00 PM
	26	709	170	7	42	10	4	18	12	4	3		3	52	1001
<i>Comments:</i>															

LOCATION: S Madison Blvd N of Leasburg Rd/Court St													QC JOB #: 14473027		
SPECIFIC LOCATION: S Madison Blvd N of Leasburg Rd/Court St													DIRECTION: NB		
CITY/STATE: Person, NC													DATE: Aug 30 2017 - Aug 31 2017		
Start Time	Motor-cycles	Cars & Trailer	2 Axle Long	Buses	2 Axle 6 Tire	3 Axle Single	4 Axle Single	<5 Axle Double	5 Axle Double	>6 Axle Double	<6 Axle Multi	6 Axle Multi	>6 Axle Multi	Not Classified	Total
Grand Total	388	16134	4113	128	865	206	43	314	251	65	25	8	37	738	23315
Percent	1.7%	69.2%	17.6%	0.5%	3.7%	0.9%	0.2%	1.3%	1.1%	0.3%	0.1%	0.0%	0.2%	3.2%	
ADT 11657															
<i>Comments:</i>															



LOCATION: S Madison Blvd N of Leasburg Rd/Court St SPECIFIC LOCATION: S Madison Blvd N of Leasburg Rd/Court St CITY/STATE: Person, NC							QC JOB #: 14473027 DIRECTION: NB DATE: Aug 30 2017 - Aug 31 2017			
Start Time	Mon	Tue	Wed 30-Aug-17	Thu 31-Aug-17	Fri	Average Weekday Hourly Traffic	Sat	Sun	Average Week Hourly Traffic	Average Week Profile
12:00 AM			90	80		85			85	
1:00 AM			27	52		40			40	
2:00 AM			30	53		42			42	
3:00 AM			44	38		41			41	
4:00 AM			45	64		55			55	
5:00 AM			182	156		169			169	
6:00 AM			276	292		284			284	
7:00 AM			797	767		782			782	
8:00 AM			631	694		663			663	
9:00 AM			625	660		643			643	
10:00 AM			563	670		617			617	
11:00 AM			745	750		748			748	
12:00 PM			785	809		797			797	
1:00 PM			726	764		745			745	
2:00 PM			698	743		721			721	
3:00 PM			786	830		808			808	
4:00 PM			857	999		928			928	
5:00 PM			931	1001		966			966	
6:00 PM			719	870		795			795	
7:00 PM			571	627		599			599	
8:00 PM			461	481		471			471	
9:00 PM			280	291		286			286	
10:00 PM			166	223		195			195	
11:00 PM			176	190		183			183	
Day Total			11211	12104		11663			11663	
% Weekday Average			96.1%	103.8%						
% Week Average			96.1%	103.8%		100.0%				
AM Peak			7:00 AM	7:00 AM		7:00 AM			7:00 AM	
Volume			797	767		782			782	
PM Peak			5:00 PM	5:00 PM		5:00 PM			5:00 PM	
Volume			931	1001		966			966	
<i>Comments:</i>										

LOCATION: S Madison Blvd N of Leasburg Rd/Court St SPECIFIC LOCATION: S Madison Blvd N of Leasburg Rd/Court St CITY/STATE: Person, NC															QC JOB #: 14473027 DIRECTION: NB/SB DATE: Aug 30 2017			
Start Time	1 15	16 20	21 25	26 30	31 35	36 40	41 45	46 50	51 55	56 60	61 65	66 70	71 75	76 999	Total	Pace Speed	Number in Pace	
12:00 AM	0	3	2	11	38	48	24	4	2	0	2	0	0	0	134	31-40	85	
1:00 AM	1	1	1	6	14	21	7	0	0	1	0	0	0	0	52	31-40	35	
2:00 AM	0	0	0	3	14	27	11	0	1	0	0	0	0	0	56	31-40	41	
3:00 AM	0	2	4	6	26	27	21	4	1	2	0	0	0	1	94	31-40	53	
4:00 AM	1	2	4	25	43	47	27	5	0	1	0	0	0	0	155	31-40	90	
5:00 AM	9	3	31	82	141	149	55	6	1	0	1	0	0	0	478	31-40	290	
6:00 AM	18	18	65	163	241	192	67	6	0	0	0	0	0	0	770	31-40	432	
7:00 AM	57	25	125	409	460	318	81	9	0	0	0	0	0	0	1484	26-35	869	
8:00 AM	66	29	152	362	404	266	59	1	0	0	0	0	0	0	1339	26-35	765	
9:00 AM	49	39	175	333	394	226	33	5	1	0	0	0	0	0	1255	26-35	726	
10:00 AM	73	33	194	342	318	183	44	2	0	0	0	0	0	0	1189	26-35	659	
11:00 AM	65	53	224	467	434	230	34	5	0	0	0	0	0	0	1512	26-35	900	
12:00 PM	112	45	199	514	454	229	30	4	0	0	0	0	0	0	1587	26-35	967	
1:00 PM	73	46	200	459	475	214	31	3	1	0	0	0	0	0	1502	26-35	934	
2:00 PM	106	55	208	408	420	260	42	2	2	0	0	0	0	0	1503	26-35	828	
3:00 PM	169	75	196	490	449	300	55	3	0	0	0	0	0	0	1737	26-35	938	
4:00 PM	122	42	151	500	494	295	69	6	0	0	0	0	0	0	1679	26-35	993	
5:00 PM	100	77	185	550	576	293	58	3	0	0	0	0	0	0	1842	26-35	1126	
6:00 PM	55	29	156	442	398	307	74	16	0	0	0	0	0	0	1477	26-35	839	
7:00 PM	38	26	103	310	351	253	49	6	2	0	0	0	0	0	1138	26-35	661	
8:00 PM	14	7	78	315	297	190	42	3	0	0	0	0	0	0	946	26-35	612	
9:00 PM	6	0	23	88	212	188	54	6	1	0	1	0	0	0	579	31-40	400	
10:00 PM	3	2	13	68	137	172	35	6	3	0	0	0	0	0	439	31-40	308	
11:00 PM	2	0	9	33	94	113	35	6	4	1	0	0	0	0	297	31-40	207	
Day Total	1139	612	2498	6386	6884	4548	1037	111	19	5	4	0	0	1	23244	26-35	13269	
Percent	4.9%	2.6%	10.7%	27.5%	29.6%	19.6%	4.5%	0.5%	0.1%	0.0%	0.0%	0.0%	0.0%	0.0%				
ADT 23244																		
AM Peak Volume	10:00 AM	11:00 AM	11:00 AM	11:00 AM	7:00 AM	7:00 AM	7:00 AM	7:00 AM	12:00 AM	3:00 AM	12:00 AM			3:00 AM	11:00 AM			
	73	53	224	467	460	318	81	9	2	2	2			1	1512			
PM Peak Volume	3:00 PM	5:00 PM	2:00 PM	5:00 PM	5:00 PM	6:00 PM	6:00 PM	6:00 PM	11:00 PM	11:00 PM	9:00 PM				5:00 PM			
	169	77	208	550	576	307	74	16	4	1	1				1842			
<i>Comments:</i>																		

LOCATION: S Madison Blvd N of Leasburg Rd/Court St SPECIFIC LOCATION: S Madison Blvd N of Leasburg Rd/Court St CITY/STATE: Person, NC															QC JOB #: 14473027 DIRECTION: NB/SB DATE: Aug 31 2017			
Start Time	1 15	16 20	21 25	26 30	31 35	36 40	41 45	46 50	51 55	56 60	61 65	66 70	71 75	76 999	Total	Pace Speed	Number in Pace	
12:00 AM	1	0	0	11	33	50	26	11	0	0	0	0	0	0	132	31-40	83	
1:00 AM	0	0	1	10	29	27	18	2	1	0	0	0	0	0	88	31-40	56	
2:00 AM	0	1	1	9	25	28	20	2	0	0	0	0	0	0	86	31-40	52	
3:00 AM	0	2	1	5	17	35	16	3	0	0	0	0	0	0	79	31-40	52	
4:00 AM	1	2	4	31	50	54	29	6	0	0	0	0	0	0	177	31-40	104	
5:00 AM	10	6	17	79	119	151	60	4	0	0	0	0	0	0	446	31-40	270	
6:00 AM	19	9	86	213	290	185	59	10	1	0	0	0	0	0	872	26-35	503	
7:00 AM	88	50	181	396	386	257	61	3	1	0	0	0	0	0	1423	26-35	782	
8:00 AM	59	47	168	439	380	249	70	7	0	0	0	0	0	0	1419	26-35	819	
9:00 AM	46	36	171	412	384	223	50	5	1	0	0	0	0	0	1328	26-35	795	
10:00 AM	66	36	186	455	375	203	36	3	0	0	0	0	0	0	1360	26-35	830	
11:00 AM	85	33	156	447	427	322	57	6	0	0	0	0	0	0	1533	26-35	874	
12:00 PM	94	45	206	524	491	267	57	5	0	0	0	0	0	0	1689	26-35	1015	
1:00 PM	116	52	223	439	452	227	58	4	0	0	0	0	0	0	1571	26-35	891	
2:00 PM	102	55	221	407	437	281	59	2	0	0	0	0	0	0	1564	26-35	844	
3:00 PM	161	111	278	543	497	224	32	3	0	1	0	0	0	0	1850	26-35	1040	
4:00 PM	162	69	234	560	522	343	58	3	0	0	0	0	0	0	1951	26-35	1082	
5:00 PM	134	43	216	480	585	376	74	7	0	1	0	0	0	0	1916	26-35	1065	
6:00 PM	66	29	222	490	524	311	41	6	1	0	0	0	0	0	1690	26-35	1013	
7:00 PM	31	16	133	377	437	197	31	8	0	0	0	0	0	0	1230	26-35	814	
8:00 PM	19	10	75	296	330	219	57	4	0	0	0	0	0	0	1010	26-35	626	
9:00 PM	5	4	19	132	204	193	45	3	0	0	0	0	0	0	605	31-40	397	
10:00 PM	6	3	24	105	220	204	60	6	0	0	0	0	0	0	628	31-40	423	
11:00 PM	1	0	15	43	107	109	50	8	0	0	0	0	0	0	333	31-40	216	
Day Total	1272	659	2838	6903	7321	4735	1124	121	5	2	0	0	0	0	24980	26-35	14224	
Percent	5.1%	2.6%	11.4%	27.6%	29.3%	19.0%	4.5%	0.5%	0.0%	0.0%	0.0%	0.0%	0.0%	0.0%				
ADT 24980																		
AM Peak Volume	7:00 AM	7:00 AM	10:00 AM	10:00 AM	11:00 AM	11:00 AM	8:00 AM	12:00 AM	1:00 AM							11:00 AM		
	88	50	186	455	427	322	70	11	1						1533			
PM Peak Volume	4:00 PM	3:00 PM	3:00 PM	4:00 PM	5:00 PM	5:00 PM	5:00 PM	7:00 PM	6:00 PM	3:00 PM						4:00 PM		
	162	111	278	560	585	376	74	8	1	1					1951			
<i>Comments:</i>																		

LOCATION: S Madison Blvd N of Leasburg Rd/Court St														QC JOB #: 14473027			
SPECIFIC LOCATION: S Madison Blvd N of Leasburg Rd/Court St														DIRECTION: NB/SB			
CITY/STATE: Person, NC														DATE: Aug 30 2017 - Aug 31 2017			
Start Time	1 15	16 20	21 25	26 30	31 35	36 40	41 45	46 50	51 55	56 60	61 65	66 70	71 75	76 999	Total	Pace Speed	Number in Pace
Grand Total	2411	1271	5336	13289	14205	9283	2161	232	24	7	4	0	0	1	48224	26-35	27494
Percent	5.0%	2.6%	11.1%	27.6%	29.5%	19.2%	4.5%	0.5%	0.0%	0.0%	0.0%	0.0%	0.0%	0.0%			
Cumulative Percent	5.0%	7.6%	18.7%	46.3%	75.7%	95.0%	99.4%	99.9%	100.0%	100.0%	100.0%	100.0%	100.0%	100.0%			
ADT 24112															85th Percentile 37 MPH Mean Speed(Average) 29 MPH Median 30 MPH Mode: 33 MPH		
<i>Comments:</i>																	



LOCATION: S Madison Blvd N of Leasburg Rd/Court St SPECIFIC LOCATION: S Madison Blvd N of Leasburg Rd/Court St CITY/STATE: Person, NC														QC JOB #: 14473027 DIRECTION: NB/SB DATE: Aug 30 2017	
Start Time	Motor-cycles	Cars & Trailer	2 Axle Long	Buses	2 Axle 6 Tire	3 Axle Single	4 Axle Single	<5 Axle Double	5 Axle Double	>6 Axle Double	<6 Axle Multi	6 Axle Multi	>6 Axle Multi	Not Classified	Total
12:00 AM	2	106	20	1	4	1	0	0	0	0	0	0	0	0	134
1:00 AM	0	40	7	1	0	0	0	2	1	0	0	0	0	1	52
2:00 AM	0	44	6	1	4	0	0	0	1	0	0	0	0	0	56
3:00 AM	1	60	18	3	4	3	0	2	2	0	1	0	0	0	94
4:00 AM	0	114	31	3	1	1	0	1	3	0	0	0	0	1	155
5:00 AM	4	309	110	2	23	5	1	2	12	1	0	0	0	9	478
6:00 AM	8	483	167	7	47	9	0	12	15	3	0	1	0	18	770
7:00 AM	20	981	295	19	57	13	2	28	13	3	1	1	0	51	1484
8:00 AM	31	843	276	6	56	16	1	23	23	5	0	0	1	58	1339
9:00 AM	26	775	269	9	54	9	1	29	27	4	3	0	2	47	1255
10:00 AM	22	753	241	7	54	11	1	15	24	4	0	0	4	53	1189
11:00 AM	36	969	319	7	53	24	1	23	18	4	1	0	3	54	1512
12:00 PM	25	1090	270	5	59	17	4	17	13	4	1	0	1	81	1587
1:00 PM	31	1018	272	9	55	17	5	18	14	5	1	0	1	56	1502
2:00 PM	21	1007	282	15	49	16	0	15	19	1	1	1	2	74	1503
3:00 PM	38	1160	279	9	56	10	0	29	22	2	2	3	1	126	1737
4:00 PM	29	1144	298	7	60	18	4	16	20	2	1	0	2	78	1679
5:00 PM	40	1271	337	4	49	15	3	24	8	4	2	4	2	79	1842
6:00 PM	21	1052	265	1	47	8	1	22	10	3	2	1	0	44	1477
7:00 PM	18	827	211	2	31	7	0	6	3	4	0	0	0	29	1138
8:00 PM	18	666	186	1	43	3	0	9	4	2	1	0	0	13	946
9:00 PM	3	405	130	1	22	1	0	5	5	1	0	0	0	6	579
10:00 PM	7	334	77	1	11	1	0	0	5	0	0	0	0	3	439
11:00 PM	1	223	54	1	12	1	0	1	2	0	0	0	0	2	297
Day Total	402	15674	4420	122	851	206	24	299	264	52	17	11	19	883	23244
Percent	1.7%	67.4%	19.0%	0.5%	3.7%	0.9%	0.1%	1.3%	1.1%	0.2%	0.1%	0.0%	0.1%	3.8%	
ADT 23244															
AM Peak Volume	11:00 AM	7:00 AM	11:00 AM	7:00 AM	7:00 AM	11:00 AM	7:00 AM	9:00 AM	9:00 AM	8:00 AM	9:00 AM	6:00 AM	10:00 AM	8:00 AM	11:00 AM
	36	981	319	19	57	24	2	29	27	5	3	1	4	58	1512
PM Peak Volume	5:00 PM	5:00 PM	5:00 PM	2:00 PM	4:00 PM	4:00 PM	1:00 PM	3:00 PM	3:00 PM	1:00 PM	3:00 PM	5:00 PM	2:00 PM	3:00 PM	5:00 PM
	40	1271	337	15	60	18	5	29	22	5	2	4	2	126	1842
<i>Comments:</i>															

LOCATION: S Madison Blvd N of Leasburg Rd/Court St SPECIFIC LOCATION: S Madison Blvd N of Leasburg Rd/Court St CITY/STATE: Person, NC														QC JOB #: 14473027 DIRECTION: NB/SB DATE: Aug 31 2017	
Start Time	Motor-cycles	Cars & Trailer	2 Axle Long	Buses	2 Axle 6 Tire	3 Axle Single	4 Axle Single	<5 Axle Double	5 Axle Double	>6 Axle Double	<6 Axle Multi	6 Axle Multi	>6 Axle Multi	Not Classified	Total
12:00 AM	1	95	29	2	1	1	0	0	2	0	0	0	0	1	132
1:00 AM	2	60	21	1	0	1	0	0	3	0	0	0	0	0	88
2:00 AM	0	67	14	0	3	0	0	1	1	0	0	0	0	0	86
3:00 AM	1	45	21	3	3	1	0	1	4	0	0	0	0	0	79
4:00 AM	1	114	42	7	1	1	0	2	8	0	0	0	0	1	177
5:00 AM	2	289	92	3	27	6	0	4	13	0	0	0	0	10	446
6:00 AM	12	529	189	8	57	21	3	16	14	5	0	0	0	18	872
7:00 AM	18	915	277	18	57	20	1	24	19	4	2	0	1	67	1423
8:00 AM	30	931	257	13	65	17	6	25	15	4	1	1	4	50	1419
9:00 AM	26	816	317	6	50	15	3	22	25	3	1	1	2	41	1328
10:00 AM	25	859	299	6	54	13	5	20	17	1	0	0	5	56	1360
11:00 AM	24	973	316	7	73	16	2	33	16	2	2	0	5	64	1533
12:00 PM	24	1096	322	7	81	16	2	33	20	3	2	2	3	78	1689
1:00 PM	37	1021	286	7	72	10	0	27	19	1	0	0	2	89	1571
2:00 PM	36	1008	287	12	69	18	2	27	19	3	0	0	5	78	1564
3:00 PM	44	1192	335	21	65	20	4	27	18	5	1	0	4	114	1850
4:00 PM	25	1322	358	6	61	15	0	30	9	4	4	0	4	113	1951
5:00 PM	26	1343	333	2	36	11	5	31	11	4	1	0	2	111	1916
6:00 PM	21	1194	330	2	48	12	3	16	8	1	2	0	1	52	1690
7:00 PM	12	874	235	1	48	2	0	16	7	4	2	0	0	29	1230
8:00 PM	15	729	183	1	38	6	0	12	5	1	0	1	0	19	1010
9:00 PM	1	438	132	0	15	3	0	5	3	1	0	0	1	6	605
10:00 PM	0	491	114	2	7	0	0	5	2	1	0	0	0	6	628
11:00 PM	2	257	61	0	8	0	0	1	3	0	0	0	0	1	333
Day Total	385	16658	4850	135	939	225	36	378	261	47	18	5	39	1004	24980
Percent	1.5%	66.7%	19.4%	0.5%	3.8%	0.9%	0.1%	1.5%	1.0%	0.2%	0.1%	0.0%	0.2%	4.0%	
ADT 24980															
AM Peak Volume	8:00 AM	11:00 AM	9:00 AM	7:00 AM	11:00 AM	6:00 AM	8:00 AM	11:00 AM	9:00 AM	6:00 AM	7:00 AM	8:00 AM	10:00 AM	7:00 AM	11:00 AM
	30	973	317	18	73	21	6	33	25	5	2	1	5	67	1533
PM Peak Volume	3:00 PM	5:00 PM	4:00 PM	3:00 PM	12:00 PM	3:00 PM	5:00 PM	12:00 PM	12:00 PM	3:00 PM	4:00 PM	12:00 PM	2:00 PM	3:00 PM	4:00 PM
	44	1343	358	21	81	20	5	33	20	5	4	2	5	114	1951
<i>Comments:</i>															

LOCATION: S Madison Blvd N of Leasburg Rd/Court St													QC JOB #: 14473027		
SPECIFIC LOCATION: S Madison Blvd N of Leasburg Rd/Court St													DIRECTION: NB/SB		
CITY/STATE: Person, NC													DATE: Aug 30 2017 - Aug 31 2017		
Start Time	Motor-cycles	Cars & Trailer	2 Axle Long	Buses	2 Axle 6 Tire	3 Axle Single	4 Axle Single	<5 Axle Double	5 Axle Double	>6 Axle Double	<6 Axle Multi	6 Axle Multi	>6 Axle Multi	Not Classified	Total
Grand Total	787	32332	9270	257	1790	431	60	677	525	99	35	16	58	1887	48224
Percent	1.6%	67.0%	19.2%	0.5%	3.7%	0.9%	0.1%	1.4%	1.1%	0.2%	0.1%	0.0%	0.1%	3.9%	
ADT 24112															
<i>Comments:</i>															



LOCATION: S Madison Blvd N of Leasburg Rd/Court St SPECIFIC LOCATION: S Madison Blvd N of Leasburg Rd/Court St CITY/STATE: Person, NC						QC JOB #: 14473027 DIRECTION: NB/SB DATE: Aug 30 2017 - Aug 31 2017				
Start Time	Mon	Tue	Wed 30-Aug-17	Thu 31-Aug-17	Fri	Average Weekday Hourly Traffic	Sat	Sun	Average Week Hourly Traffic	Average Week Profile
12:00 AM			134	132		133			133	
1:00 AM			52	88		70			70	
2:00 AM			56	86		71			71	
3:00 AM			94	79		87			87	
4:00 AM			155	177		166			166	
5:00 AM			478	446		462			462	
6:00 AM			770	872		821			821	
7:00 AM			1484	1423		1454			1454	
8:00 AM			1339	1419		1379			1379	
9:00 AM			1255	1328		1292			1292	
10:00 AM			1189	1360		1275			1275	
11:00 AM			1512	1533		1523			1523	
12:00 PM			1587	1689		1638			1638	
1:00 PM			1502	1571		1537			1537	
2:00 PM			1503	1564		1534			1534	
3:00 PM			1737	1850		1794			1794	
4:00 PM			1679	1951		1815			1815	
5:00 PM			1842	1916		1879			1879	
6:00 PM			1477	1690		1584			1584	
7:00 PM			1138	1230		1184			1184	
8:00 PM			946	1010		978			978	
9:00 PM			579	605		592			592	
10:00 PM			439	628		534			534	
11:00 PM			297	333		315			315	
Day Total			23244	24980		24117			24117	
% Weekday Average			96.4%	103.6%						
% Week Average			96.4%	103.6%		100.0%				
AM Peak			11:00 AM	11:00 AM		11:00 AM			11:00 AM	
Volume			1512	1533		1523			1523	
PM Peak			5:00 PM	4:00 PM		5:00 PM			5:00 PM	
Volume			1842	1951		1879			1879	
<i>Comments:</i>										

LOCATION: S Madison Blvd N of Leasburg Rd/Court St SPECIFIC LOCATION: S Madison Blvd N of Leasburg Rd/Court St CITY/STATE: Person, NC															QC JOB #: 14473027 DIRECTION: SB DATE: Aug 30 2017			
Start Time	1 15	16 20	21 25	26 30	31 35	36 40	41 45	46 50	51 55	56 60	61 65	66 70	71 75	76 999	Total	Pace Speed	Number in Pace	
12:00 AM	0	0	0	6	18	13	7	0	0	0	0	0	0	0	44	31-40	31	
1:00 AM	0	1	1	3	8	9	2	0	0	1	0	0	0	0	25	31-40	17	
2:00 AM	0	0	0	1	10	13	2	0	0	0	0	0	0	0	26	31-40	23	
3:00 AM	0	2	2	5	14	13	11	1	1	0	0	0	0	1	50	31-40	27	
4:00 AM	1	2	0	12	35	37	20	2	0	1	0	0	0	0	110	31-40	72	
5:00 AM	7	0	11	37	94	101	39	5	1	0	1	0	0	0	296	31-40	194	
6:00 AM	13	10	28	89	173	130	48	3	0	0	0	0	0	0	494	31-40	303	
7:00 AM	34	16	58	173	237	134	32	3	0	0	0	0	0	0	687	26-35	409	
8:00 AM	45	19	86	166	242	130	20	0	0	0	0	0	0	0	708	26-35	407	
9:00 AM	35	16	79	167	215	106	9	2	1	0	0	0	0	0	630	26-35	382	
10:00 AM	61	26	117	160	178	72	12	0	0	0	0	0	0	0	626	26-35	338	
11:00 AM	45	42	106	216	231	112	13	2	0	0	0	0	0	0	767	26-35	447	
12:00 PM	90	34	99	250	205	115	8	1	0	0	0	0	0	0	802	26-35	455	
1:00 PM	46	31	115	217	257	101	9	0	0	0	0	0	0	0	776	26-35	473	
2:00 PM	63	42	120	229	239	98	13	0	1	0	0	0	0	0	805	26-35	467	
3:00 PM	139	66	124	275	227	104	16	0	0	0	0	0	0	0	951	26-35	501	
4:00 PM	71	31	74	218	270	142	16	0	0	0	0	0	0	0	822	26-35	488	
5:00 PM	60	62	111	247	298	121	12	0	0	0	0	0	0	0	911	26-35	545	
6:00 PM	32	22	93	239	225	132	13	2	0	0	0	0	0	0	758	26-35	464	
7:00 PM	20	21	44	163	210	100	8	0	1	0	0	0	0	0	567	26-35	373	
8:00 PM	10	6	43	164	174	78	10	0	0	0	0	0	0	0	485	26-35	337	
9:00 PM	3	0	12	56	135	82	7	3	1	0	0	0	0	0	299	31-40	216	
10:00 PM	3	1	8	43	98	103	15	0	2	0	0	0	0	0	273	31-40	201	
11:00 PM	0	0	4	20	44	43	8	1	1	0	0	0	0	0	121	31-40	86	
Day Total	778	450	1335	3156	3837	2089	350	25	9	2	1	0	0	1	12033	26-35	6992	
Percent	6.5%	3.7%	11.1%	26.2%	31.9%	17.4%	2.9%	0.2%	0.1%	0.0%	0.0%	0.0%	0.0%	0.0%				
ADT 12033																		
AM Peak Volume	10:00 AM	11:00 AM	10:00 AM	11:00 AM	8:00 AM	7:00 AM	6:00 AM	5:00 AM	3:00 AM	1:00 AM	5:00 AM			3:00 AM	11:00 AM			
	61	42	117	216	242	134	48	5	1	1	1			1	767			
PM Peak Volume	3:00 PM	3:00 PM	3:00 PM	3:00 PM	5:00 PM	4:00 PM	3:00 PM	9:00 PM	10:00 PM						3:00 PM			
	139	66	124	275	298	142	16	3	2						951			
<i>Comments:</i>																		

LOCATION: S Madison Blvd N of Leasburg Rd/Court St SPECIFIC LOCATION: S Madison Blvd N of Leasburg Rd/Court St CITY/STATE: Person, NC															QC JOB #: 14473027 DIRECTION: SB DATE: Aug 31 2017			
Start Time	1 15	16 20	21 25	26 30	31 35	36 40	41 45	46 50	51 55	56 60	61 65	66 70	71 75	76 999	Total	Pace Speed	Number in Pace	
12:00 AM	1	0	0	8	14	19	9	1	0	0	0	0	0	0	52	31-40	32	
1:00 AM	0	0	0	7	16	9	4	0	0	0	0	0	0	0	36	31-40	24	
2:00 AM	0	0	1	3	15	8	6	0	0	0	0	0	0	0	33	31-40	23	
3:00 AM	0	2	1	5	11	16	5	1	0	0	0	0	0	0	41	31-40	27	
4:00 AM	1	0	0	22	39	36	15	0	0	0	0	0	0	0	113	31-40	75	
5:00 AM	9	1	10	43	81	111	33	2	0	0	0	0	0	0	290	31-40	191	
6:00 AM	13	4	49	125	214	139	31	4	1	0	0	0	0	0	580	31-40	352	
7:00 AM	44	26	88	183	196	99	20	0	0	0	0	0	0	0	656	26-35	379	
8:00 AM	37	30	90	203	215	124	26	0	0	0	0	0	0	0	725	26-35	418	
9:00 AM	33	28	75	180	242	99	10	1	0	0	0	0	0	0	668	26-35	421	
10:00 AM	42	24	106	234	194	86	4	0	0	0	0	0	0	0	690	26-35	427	
11:00 AM	59	16	79	225	262	124	17	1	0	0	0	0	0	0	783	26-35	486	
12:00 PM	60	30	115	294	241	122	17	1	0	0	0	0	0	0	880	26-35	535	
1:00 PM	85	37	101	220	231	118	14	1	0	0	0	0	0	0	807	26-35	451	
2:00 PM	63	34	119	215	260	118	12	0	0	0	0	0	0	0	821	26-35	475	
3:00 PM	117	98	169	296	250	83	7	0	0	0	0	0	0	0	1020	26-35	546	
4:00 PM	104	59	128	267	250	127	16	1	0	0	0	0	0	0	952	26-35	517	
5:00 PM	77	31	120	252	248	155	28	4	0	0	0	0	0	0	915	26-35	500	
6:00 PM	44	21	105	230	266	138	16	0	0	0	0	0	0	0	820	26-35	496	
7:00 PM	15	10	68	167	227	98	15	3	0	0	0	0	0	0	603	26-35	393	
8:00 PM	13	6	39	157	195	102	16	1	0	0	0	0	0	0	529	26-35	352	
9:00 PM	2	1	11	78	114	93	15	0	0	0	0	0	0	0	314	31-40	207	
10:00 PM	6	3	17	72	161	119	27	0	0	0	0	0	0	0	405	31-40	280	
11:00 PM	0	0	7	19	63	43	10	1	0	0	0	0	0	0	143	31-40	105	
Day Total	825	461	1498	3505	4005	2186	373	22	1	0	0	0	0	0	12876	26-35	7510	
Percent	6.4%	3.6%	11.6%	27.2%	31.1%	17.0%	2.9%	0.2%	0.0%	0.0%	0.0%	0.0%	0.0%	0.0%				
ADT 12876																		
AM Peak Volume	11:00 AM	8:00 AM	10:00 AM	10:00 AM	11:00 AM	6:00 AM	5:00 AM	6:00 AM	6:00 AM							11:00 AM		
	59	30	106	234	262	139	33	4	1							783		
PM Peak Volume	3:00 PM	3:00 PM	3:00 PM	3:00 PM	6:00 PM	5:00 PM	5:00 PM	5:00 PM							3:00 PM			
	117	98	169	296	266	155	28	4							1020			
<i>Comments:</i>																		

LOCATION: S Madison Blvd N of Leasburg Rd/Court St														QC JOB #: 14473027			
SPECIFIC LOCATION: S Madison Blvd N of Leasburg Rd/Court St														DIRECTION: SB			
CITY/STATE: Person, NC														DATE: Aug 30 2017 - Aug 31 2017			
Start Time	1 15	16 20	21 25	26 30	31 35	36 40	41 45	46 50	51 55	56 60	61 65	66 70	71 75	76 999	Total	Pace Speed	Number in Pace
Grand Total	1603	911	2833	6661	7842	4275	723	47	10	2	1	0	0	1	24909	26-35	14503
Percent	6.4%	3.7%	11.4%	26.7%	31.5%	17.2%	2.9%	0.2%	0.0%	0.0%	0.0%	0.0%	0.0%	0.0%			
Cumulative Percent	6.4%	10.1%	21.5%	48.2%	79.7%	96.9%	99.8%	99.9%	100.0%	100.0%	100.0%	100.0%	100.0%	100.0%			
ADT 12454															85th Percentile 36 MPH Mean Speed(Average): 29 MPH Median 30 MPH Mode: 33 MPH		
<i>Comments:</i>																	



LOCATION: S Madison Blvd N of Leasburg Rd/Court St SPECIFIC LOCATION: S Madison Blvd N of Leasburg Rd/Court St CITY/STATE: Person, NC														QC JOB #: 14473027 DIRECTION: SB DATE: Aug 30 2017	
Start Time	Motor-cycles	Cars & Trailer	2 Axle Long	Buses	2 Axle 6 Tire	3 Axle Single	4 Axle Single	<5 Axle Double	5 Axle Double	>6 Axle Double	<6 Axle Multi	6 Axle Multi	>6 Axle Multi	Not Classified	Total
12:00 AM	0	35	7	1	1	0	0	0	0	0	0	0	0	0	44
1:00 AM	0	20	4	0	0	0	0	0	1	0	0	0	0	0	25
2:00 AM	0	19	4	1	2	0	0	0	0	0	0	0	0	0	26
3:00 AM	1	34	9	0	2	2	0	0	2	0	0	0	0	0	50
4:00 AM	0	80	23	2	1	0	0	1	2	0	0	0	0	1	110
5:00 AM	3	191	66	0	15	4	0	1	8	1	0	0	0	7	296
6:00 AM	4	324	100	6	27	6	0	6	7	1	0	1	0	12	494
7:00 AM	9	416	165	7	32	5	1	16	7	1	0	0	0	28	687
8:00 AM	14	430	151	5	32	10	0	12	14	3	0	0	0	37	708
9:00 AM	14	368	154	6	25	5	0	8	14	2	1	0	1	32	630
10:00 AM	16	364	134	4	38	7	0	8	11	1	0	0	3	40	626
11:00 AM	16	470	176	3	30	14	0	14	7	1	1	0	0	35	767
12:00 PM	15	531	144	1	28	7	3	7	6	2	0	0	0	58	802
1:00 PM	14	506	156	5	30	5	0	14	10	3	0	0	0	33	776
2:00 PM	11	510	175	7	32	9	0	9	10	1	0	0	1	40	805
3:00 PM	18	612	166	7	29	4	0	13	7	0	0	0	0	95	951
4:00 PM	15	552	161	0	30	7	2	9	9	1	0	0	1	35	822
5:00 PM	21	607	180	4	24	8	1	14	4	1	0	2	1	44	911
6:00 PM	10	527	152	0	26	4	1	10	6	3	0	1	0	18	758
7:00 PM	7	409	116	1	12	4	0	4	1	2	0	0	0	11	567
8:00 PM	10	330	106	1	20	2	0	5	2	0	1	0	0	8	485
9:00 PM	1	204	75	0	7	1	0	3	4	1	0	0	0	3	299
10:00 PM	6	203	48	0	7	1	0	0	5	0	0	0	0	3	273
11:00 PM	1	88	21	1	7	1	0	1	1	0	0	0	0	0	121
Day Total	206	7830	2493	62	457	106	8	155	138	24	3	4	7	540	12033
Percent	1.7%	65.1%	20.7%	0.5%	3.8%	0.9%	0.1%	1.3%	1.1%	0.2%	0.0%	0.0%	0.1%	4.5%	
ADT 12033															
AM Peak Volume	10:00 AM	11:00 AM	11:00 AM	7:00 AM	10:00 AM	11:00 AM	7:00 AM	7:00 AM	8:00 AM	8:00 AM	9:00 AM	6:00 AM	10:00 AM	10:00 AM	11:00 AM
	16	470	176	7	38	14	1	16	14	3	1	1	3	40	767
PM Peak Volume	5:00 PM	3:00 PM	5:00 PM	2:00 PM	2:00 PM	2:00 PM	12:00 PM	1:00 PM	1:00 PM	1:00 PM	8:00 PM	5:00 PM	2:00 PM	3:00 PM	3:00 PM
	21	612	180	7	32	9	3	14	10	3	1	2	1	95	951
<i>Comments:</i>															

LOCATION: S Madison Blvd N of Leasburg Rd/Court St SPECIFIC LOCATION: S Madison Blvd N of Leasburg Rd/Court St CITY/STATE: Person, NC														QC JOB #: 14473027 DIRECTION: SB DATE: Aug 31 2017	
Start Time	Motor-cycles	Cars & Trailer	2 Axle Long	Buses	2 Axle 6 Tire	3 Axle Single	4 Axle Single	<5 Axle Double	5 Axle Double	>6 Axle Double	<6 Axle Multi	6 Axle Multi	>6 Axle Multi	Not Classified	Total
12:00 AM	0	38	8	1	1	1	0	0	2	0	0	0	0	1	52
1:00 AM	1	25	7	1	0	1	0	0	1	0	0	0	0	0	36
2:00 AM	0	23	9	0	1	0	0	0	0	0	0	0	0	0	33
3:00 AM	1	23	11	1	2	1	0	0	2	0	0	0	0	0	41
4:00 AM	0	82	21	2	0	0	0	0	7	0	0	0	0	1	113
5:00 AM	1	199	52	2	14	4	0	1	8	0	0	0	0	9	290
6:00 AM	11	356	128	7	31	12	2	12	8	2	0	0	0	11	580
7:00 AM	8	394	149	6	32	13	0	14	5	1	0	0	0	34	656
8:00 AM	15	469	135	8	31	7	0	16	10	2	0	1	0	31	725
9:00 AM	11	391	174	2	26	9	1	11	12	0	1	0	2	28	668
10:00 AM	14	417	166	5	26	7	1	10	12	0	0	0	0	32	690
11:00 AM	7	495	167	2	35	5	2	19	8	0	2	0	2	39	783
12:00 PM	13	568	173	3	39	6	0	17	11	0	1	2	1	46	880
1:00 PM	20	500	160	3	36	5	0	14	7	0	0	0	1	61	807
2:00 PM	21	515	162	6	36	9	0	15	9	1	0	0	2	45	821
3:00 PM	18	657	179	14	33	10	0	18	9	1	0	0	2	79	1020
4:00 PM	12	624	188	1	26	9	0	19	2	1	1	0	2	67	952
5:00 PM	13	634	169	1	14	5	1	13	6	0	0	0	0	59	915
6:00 PM	12	531	189	1	24	9	2	10	6	0	1	0	1	34	820
7:00 PM	3	417	134	0	23	1	0	7	4	1	1	0	0	12	603
8:00 PM	10	359	110	0	21	4	0	8	3	1	0	1	0	12	529
9:00 PM	1	230	71	0	8	1	0	0	0	0	0	0	1	2	314
10:00 PM	0	311	77	1	5	0	0	3	2	0	0	0	0	6	405
11:00 PM	1	110	25	0	4	0	0	1	2	0	0	0	0	0	143
Day Total	193	8368	2664	67	468	119	9	208	136	10	7	4	14	609	12876
Percent	1.5%	65.0%	20.7%	0.5%	3.6%	0.9%	0.1%	1.6%	1.1%	0.1%	0.1%	0.0%	0.1%	4.7%	
ADT 12876															
AM Peak Volume	8:00 AM	11:00 AM	9:00 AM	8:00 AM	11:00 AM	7:00 AM	6:00 AM	11:00 AM	9:00 AM	6:00 AM	11:00 AM	8:00 AM	9:00 AM	11:00 AM	11:00 AM
	15	495	174	8	35	13	2	19	12	2	2	1	2	39	783
PM Peak Volume	2:00 PM	3:00 PM	6:00 PM	3:00 PM	12:00 PM	3:00 PM	6:00 PM	4:00 PM	12:00 PM	2:00 PM	12:00 PM	12:00 PM	2:00 PM	3:00 PM	3:00 PM
	21	657	189	14	39	10	2	19	11	1	1	2	2	79	1020
<i>Comments:</i>															

LOCATION: S Madison Blvd N of Leasburg Rd/Court St													QC JOB #: 14473027		
SPECIFIC LOCATION: S Madison Blvd N of Leasburg Rd/Court St													DIRECTION: SB		
CITY/STATE: Person, NC													DATE: Aug 30 2017 - Aug 31 2017		
Start Time	Motor-cycles	Cars & Trailer	2 Axle Long	Buses	2 Axle 6 Tire	3 Axle Single	4 Axle Single	<5 Axle Double	5 Axle Double	>6 Axle Double	<6 Axle Multi	6 Axle Multi	>6 Axle Multi	Not Classified	Total
Grand Total	399	16198	5157	129	925	225	17	363	274	34	10	8	21	1149	24909
Percent	1.6%	65.0%	20.7%	0.5%	3.7%	0.9%	0.1%	1.5%	1.1%	0.1%	0.0%	0.0%	0.1%	4.6%	
ADT 12454															
<i>Comments:</i>															



LOCATION: S Madison Blvd N of Leasburg Rd/Court St SPECIFIC LOCATION: S Madison Blvd N of Leasburg Rd/Court St CITY/STATE: Person, NC							QC JOB #: 14473027 DIRECTION: SB DATE: Aug 30 2017 - Aug 31 2017			
Start Time	Mon	Tue	Wed 30-Aug-17	Thu 31-Aug-17	Fri	Average Weekday Hourly Traffic	Sat	Sun	Average Week Hourly Traffic	Average Week Profile
12:00 AM			44	52		48			48	
1:00 AM			25	36		31			31	
2:00 AM			26	33		30			30	
3:00 AM			50	41		46			46	
4:00 AM			110	113		112			112	
5:00 AM			296	290		293			293	
6:00 AM			494	580		537			537	
7:00 AM			687	656		672			672	
8:00 AM			708	725		717			717	
9:00 AM			630	668		649			649	
10:00 AM			626	690		658			658	
11:00 AM			767	783		775			775	
12:00 PM			802	880		841			841	
1:00 PM			776	807		792			792	
2:00 PM			805	821		813			813	
3:00 PM			951	1020		986			986	
4:00 PM			822	952		887			887	
5:00 PM			911	915		913			913	
6:00 PM			758	820		789			789	
7:00 PM			567	603		585			585	
8:00 PM			485	529		507			507	
9:00 PM			299	314		307			307	
10:00 PM			273	405		339			339	
11:00 PM			121	143		132			132	
Day Total			12033	12876		12459			12459	
% Weekday Average			96.6%	103.3%						
% Week Average			96.6%	103.3%		100.0%				
AM Peak Volume			11:00 AM 767	11:00 AM 783		11:00 AM 775			11:00 AM 775	
PM Peak Volume			3:00 PM 951	3:00 PM 1020		3:00 PM 986			3:00 PM 986	
<i>Comments:</i>										

LOCATION: N Madison Blvd S of Carver Dr SPECIFIC LOCATION: N Madison Blvd S of Carver Dr CITY/STATE: Person, NC															QC JOB #: 14473028 DIRECTION: NB DATE: Aug 30 2017							
Start Time	1 15	16 20	21 25	26 30	31 35	36 40	41 45	46 50	51 55	56 60	61 65	66 70	71 75	76 999	Total	Pace Speed	Number in Pace					
12:00 AM	0	0	0	10	18	28	6	1	0	0	0	0	0	0	63	31-40	45					
1:00 AM	2	0	1	0	10	5	2	0	0	0	0	0	0	0	20	31-40	15					
2:00 AM	0	0	0	0	6	7	4	1	0	0	0	0	0	0	18	33-42	12					
3:00 AM	2	0	0	2	6	12	5	0	0	0	0	0	0	0	27	35-44	17					
4:00 AM	0	2	0	2	14	10	3	1	0	0	0	0	0	0	32	31-40	24					
5:00 AM	3	1	3	10	53	50	21	2	0	0	0	0	0	0	143	31-40	103					
6:00 AM	11	4	8	29	74	84	25	2	0	0	0	0	0	0	237	31-40	158					
7:00 AM	25	14	32	102	166	134	35	7	3	0	0	0	0	0	518	31-40	300					
8:00 AM	14	6	24	71	177	132	35	7	0	0	0	0	0	0	466	31-40	308					
9:00 AM	18	8	32	96	156	105	16	2	0	0	0	0	0	0	433	31-40	261					
10:00 AM	22	15	27	122	158	93	16	0	0	0	0	0	0	0	453	26-35	280					
11:00 AM	28	9	42	149	180	113	17	2	0	0	0	0	0	0	540	26-35	329					
12:00 PM	24	14	82	160	193	125	16	1	0	0	0	0	0	0	615	26-35	353					
1:00 PM	36	16	47	150	215	103	16	1	0	0	0	0	0	0	584	26-35	365					
2:00 PM	18	19	56	150	210	117	19	1	1	0	0	0	0	0	591	26-35	360					
3:00 PM	40	25	63	140	234	139	28	1	2	0	0	0	0	0	672	30-39	373					
4:00 PM	32	17	52	157	284	131	30	2	0	0	0	0	0	0	705	26-35	440					
5:00 PM	36	38	75	211	268	159	25	3	0	0	0	0	0	0	815	26-35	479					
6:00 PM	10	13	56	157	215	168	32	3	0	0	0	0	0	0	654	31-40	383					
7:00 PM	13	8	23	112	182	107	26	3	0	0	0	0	0	0	474	26-35	293					
8:00 PM	12	10	33	89	168	77	6	0	1	0	0	0	0	0	396	26-35	257					
9:00 PM	10	2	15	36	88	75	10	1	1	0	0	0	0	0	238	31-40	163					
10:00 PM	2	3	0	16	57	52	11	2	0	0	0	0	0	0	143	31-40	109					
11:00 PM	6	0	2	10	49	51	7	0	0	0	0	0	0	0	125	31-40	99					
Day Total	364	224	673	1981	3181	2077	411	43	8	0	0	0	0	0	8962	31-40	5257					
Percent	4.1%	2.5%	7.5%	22.1%	35.5%	23.2%	4.6%	0.5%	0.1%	0.0%	0.0%	0.0%	0.0%	0.0%								
ADT 8962																						
AM Peak Volume	11:00 AM	10:00 AM	11:00 AM	11:00 AM	11:00 AM	7:00 AM	7:00 AM	7:00 AM	7:00 AM	28	15	42	149	180	134	35	7	3	11:00 AM	540		
PM Peak Volume	3:00 PM	5:00 PM	12:00 PM	5:00 PM	4:00 PM	6:00 PM	6:00 PM	5:00 PM	3:00 PM	40	38	82	211	284	168	32	3	2	5:00 PM	815		
<i>Comments:</i>																						

LOCATION: N Madison Blvd S of Carver Dr SPECIFIC LOCATION: N Madison Blvd S of Carver Dr CITY/STATE: Person, NC															QC JOB #: 14473028 DIRECTION: NB DATE: Aug 31 2017				
Start Time	1 15	16 20	21 25	26 30	31 35	36 40	41 45	46 50	51 55	56 60	61 65	66 70	71 75	76 999	Total	Pace Speed	Number in Pace		
12:00 AM	3	0	3	3	18	28	5	0	0	0	0	0	0	0	60	31-40	45		
1:00 AM	0	0	1	4	11	14	4	0	0	0	0	0	0	0	34	31-40	24		
2:00 AM	0	0	1	4	8	14	3	0	0	0	0	0	1	0	31	31-40	21		
3:00 AM	2	0	1	0	9	11	3	1	1	0	0	0	0	0	28	31-40	20		
4:00 AM	2	0	0	2	8	17	8	2	0	0	0	0	0	0	39	36-45	25		
5:00 AM	2	0	0	13	28	51	19	5	0	0	0	0	0	0	118	31-40	79		
6:00 AM	7	1	6	12	64	96	30	3	1	0	0	0	0	0	220	31-40	159		
7:00 AM	17	12	44	102	159	125	35	4	0	0	0	0	0	0	498	31-40	284		
8:00 AM	17	5	14	95	212	133	27	1	0	0	0	0	0	0	504	31-40	345		
9:00 AM	22	12	44	120	171	100	27	2	0	0	0	0	0	0	498	26-35	291		
10:00 AM	18	15	45	125	168	78	11	0	0	0	0	0	0	0	460	26-35	293		
11:00 AM	18	16	44	169	182	105	13	1	0	0	0	0	0	0	548	26-35	350		
12:00 PM	33	16	62	174	209	106	14	1	0	0	0	0	0	0	615	26-35	382		
1:00 PM	31	30	63	160	224	111	27	2	0	0	0	0	0	0	648	26-35	383		
2:00 PM	33	26	49	196	224	98	16	0	0	0	0	0	0	0	642	26-35	419		
3:00 PM	40	20	86	165	244	101	10	4	0	0	0	0	0	0	670	26-35	408		
4:00 PM	43	33	71	222	282	125	16	1	1	0	0	0	0	0	794	26-35	503		
5:00 PM	39	31	103	239	282	120	28	0	0	0	0	0	0	0	842	26-35	521		
6:00 PM	37	29	61	204	208	107	12	3	0	0	0	0	0	0	661	26-35	412		
7:00 PM	22	9	50	165	199	93	10	0	0	0	0	0	0	0	548	26-35	363		
8:00 PM	9	9	29	70	181	97	9	2	0	0	0	0	0	0	406	31-40	277		
9:00 PM	9	6	15	39	113	73	14	3	0	0	0	0	0	0	272	31-40	186		
10:00 PM	5	2	8	20	81	65	11	1	0	0	0	0	0	0	193	31-40	146		
11:00 PM	2	3	6	8	45	61	6	2	0	0	0	0	0	0	133	31-40	105		
Day Total	411	275	806	2311	3330	1929	358	38	3	0	0	0	1	0	9462	26-35	5641		
Percent	4.3%	2.9%	8.5%	24.4%	35.2%	20.4%	3.8%	0.4%	0.0%	0.0%	0.0%	0.0%	0.0%	0.0%					
ADT 9462																			
AM Peak Volume	9:00 AM	11:00 AM	10:00 AM	11:00 AM	8:00 AM	8:00 AM	7:00 AM	5:00 AM	3:00 AM						2:00 AM	11:00 AM			
	22	16	45	169	212	133	35	5	1						1	548			
PM Peak Volume	4:00 PM	4:00 PM	5:00 PM	5:00 PM	4:00 PM	4:00 PM	5:00 PM	3:00 PM	4:00 PM								5:00 PM		
	43	33	103	239	282	125	28	4	1								842		
<i>Comments:</i>																			

LOCATION: N Madison Blvd S of Carver Dr														QC JOB #: 14473028			
SPECIFIC LOCATION: N Madison Blvd S of Carver Dr														DIRECTION: NB			
CITY/STATE: Person, NC														DATE: Aug 30 2017 - Aug 31 2017			
Start Time	1 15	16 20	21 25	26 30	31 35	36 40	41 45	46 50	51 55	56 60	61 65	66 70	71 75	76 999	Total	Pace Speed	Number in Pace
Grand Total	775	499	1479	4292	6511	4006	769	81	11	0	0	0	1	0	18424	26-35	10803
Percent	4.2%	2.7%	8.0%	23.3%	35.3%	21.7%	4.2%	0.4%	0.1%	0.0%	0.0%	0.0%	0.0%	0.0%			
Cumulative Percent	4.2%	6.9%	14.9%	38.2%	73.6%	95.3%	99.5%	99.9%	100.0%	100.0%	100.0%	100.0%	100.0%	100.0%			
ADT 9212															85th Percentile 37 MPH Mean Speed(Average) 30 MPH Median 31 MPH Mode: 33 MPH		
<i>Comments:</i>																	



LOCATION: N Madison Blvd S of Carver Dr
SPECIFIC LOCATION: N Madison Blvd S of Carver Dr
CITY/STATE: Person, NC

QC JOB #: 14473028
DIRECTION: NB
DATE: Aug 30 2017

Start Time	Motor-cycles	Cars & Trailer	2 Axle Long	Buses	2 Axle 6 Tire	3 Axle Single	4 Axle Single	<5 Axle Double	5 Axle Double	>6 Axle Double	<6 Axle Multi	6 Axle Multi	>6 Axle Multi	Not Classified	Total
12:00 AM	0	49	10	0	3	0	0	0	1	0	0	0	0	0	63
1:00 AM	2	13	3	0	0	0	0	0	2	0	0	0	0	0	20
2:00 AM	0	15	2	0	0	0	0	0	1	0	0	0	0	0	18
3:00 AM	1	13	5	2	2	0	0	2	0	0	0	1	0	1	27
4:00 AM	0	22	7	1	0	1	0	0	1	0	0	0	0	0	32
5:00 AM	0	93	35	3	6	0	0	1	2	0	0	0	0	3	143
6:00 AM	6	143	51	0	17	2	0	2	5	0	0	0	0	11	237
7:00 AM	13	330	104	8	21	5	0	10	5	1	0	0	1	20	518
8:00 AM	12	290	100	3	22	3	0	10	12	1	0	0	0	13	466
9:00 AM	4	271	94	4	21	4	0	4	11	1	0	0	2	17	433
10:00 AM	8	294	100	2	13	6	0	2	12	0	0	0	1	15	453
11:00 AM	29	348	100	4	13	10	1	5	13	0	0	0	0	17	540
12:00 PM	19	413	114	2	19	8	1	11	13	0	0	0	0	15	615
1:00 PM	18	397	103	1	13	10	0	7	13	2	0	0	0	20	584
2:00 PM	16	411	103	7	15	8	1	5	10	1	0	0	0	14	591
3:00 PM	21	449	119	3	19	11	1	10	11	3	1	0	0	24	672
4:00 PM	18	486	121	5	22	11	0	6	12	1	0	0	0	23	705
5:00 PM	16	596	135	0	17	4	0	7	5	3	0	1	0	31	815
6:00 PM	5	502	109	0	19	4	0	7	2	0	0	0	0	6	654
7:00 PM	6	353	87	1	8	2	0	2	3	0	0	0	1	11	474
8:00 PM	16	287	67	0	12	3	0	2	1	0	0	0	0	8	396
9:00 PM	6	182	38	0	7	0	0	0	0	0	0	0	0	5	238
10:00 PM	1	120	17	0	4	0	0	0	0	0	0	0	0	1	143
11:00 PM	1	98	17	0	4	0	0	0	1	0	0	0	0	4	125
Day Total	218	6175	1641	46	277	92	4	93	136	13	1	2	5	259	8962
Percent	2.4%	68.9%	18.3%	0.5%	3.1%	1.0%	0.0%	1.0%	1.5%	0.1%	0.0%	0.0%	0.1%	2.9%	

ADT 8962	
--------------------	--

AM Peak Volume	11:00 AM	11:00 AM	7:00 AM	7:00 AM	8:00 AM	11:00 AM	11:00 AM	7:00 AM	11:00 AM	7:00 AM		3:00 AM	9:00 AM	7:00 AM	11:00 AM
	29	348	104	8	22	10	1	10	13	1		1	2	20	540
PM Peak Volume	3:00 PM	5:00 PM	5:00 PM	2:00 PM	4:00 PM	3:00 PM	12:00 PM	12:00 PM	12:00 PM	3:00 PM	3:00 PM	5:00 PM	7:00 PM	5:00 PM	5:00 PM
	21	596	135	7	22	11	1	11	13	3	1	1	1	31	815

Comments:

LOCATION: N Madison Blvd S of Carver Dr SPECIFIC LOCATION: N Madison Blvd S of Carver Dr CITY/STATE: Person, NC														QC JOB #: 14473028 DIRECTION: NB DATE: Aug 31 2017	
Start Time	Motor-cycles	Cars & Trailer	2 Axle Long	Buses	2 Axle 6 Tire	3 Axle Single	4 Axle Single	<5 Axle Double	5 Axle Double	>6 Axle Double	<6 Axle Multi	6 Axle Multi	>6 Axle Multi	Not Classified	Total
12:00 AM	0	47	10	0	0	0	0	0	0	0	0	0	0	3	60
1:00 AM	1	31	1	0	0	0	0	0	1	0	0	0	0	0	34
2:00 AM	0	27	3	0	0	0	0	0	1	0	0	0	0	0	31
3:00 AM	1	18	4	1	0	0	0	0	2	0	0	0	1	1	28
4:00 AM	0	25	5	2	0	1	0	0	4	0	0	0	0	2	39
5:00 AM	1	68	30	1	9	0	0	0	6	0	0	0	1	2	118
6:00 AM	3	131	47	0	19	3	0	2	9	1	0	0	0	5	220
7:00 AM	9	329	93	6	20	6	0	8	12	1	0	0	0	14	498
8:00 AM	9	335	96	2	17	5	5	6	8	1	1	0	6	13	504
9:00 AM	16	311	106	2	23	7	2	5	9	3	0	0	0	14	498
10:00 AM	13	305	93	3	14	5	5	1	6	1	1	0	2	11	460
11:00 AM	11	374	99	4	24	5	0	4	13	0	0	0	5	9	548
12:00 PM	14	391	117	1	28	11	0	11	12	3	1	0	1	25	615
1:00 PM	24	404	120	1	37	7	3	14	9	2	0	0	3	24	648
2:00 PM	22	445	94	7	21	5	0	4	13	2	0	1	2	26	642
3:00 PM	14	457	125	5	14	8	4	6	11	0	0	0	3	23	670
4:00 PM	17	563	129	4	19	4	0	10	14	1	0	1	2	30	794
5:00 PM	15	596	150	1	18	5	3	9	9	2	1	0	0	33	842
6:00 PM	19	477	106	0	16	4	1	1	4	1	0	1	0	31	661
7:00 PM	12	409	89	0	18	1	0	4	3	2	0	0	0	10	548
8:00 PM	7	307	72	0	7	0	1	2	1	0	0	0	0	9	406
9:00 PM	8	201	48	0	7	2	0	2	1	0	0	0	0	3	272
10:00 PM	6	158	22	0	4	0	0	1	0	0	0	0	0	2	193
11:00 PM	1	110	18	0	2	0	0	0	0	1	0	0	0	1	133
Day Total	223	6519	1677	40	317	79	24	90	148	21	4	3	26	291	9462
Percent	2.4%	68.9%	17.7%	0.4%	3.4%	0.8%	0.3%	1.0%	1.6%	0.2%	0.0%	0.0%	0.3%	3.1%	
ADT 9462															
AM Peak Volume	9:00 AM	11:00 AM	9:00 AM	7:00 AM	11:00 AM	9:00 AM	8:00 AM	7:00 AM	11:00 AM	9:00 AM	8:00 AM		8:00 AM	7:00 AM	11:00 AM
PM Peak Volume	1:00 PM	5:00 PM	5:00 PM	2:00 PM	1:00 PM	12:00 PM	3:00 PM	1:00 PM	4:00 PM	12:00 PM	12:00 PM	2:00 PM	1:00 PM	5:00 PM	5:00 PM
	16	374	106	6	24	7	5	8	13	3	1		6	14	548
	24	596	150	7	37	11	4	14	14	3	1	1	3	33	842

Comments:

LOCATION: N Madison Blvd S of Carver Dr													QC JOB #: 14473028		
SPECIFIC LOCATION: N Madison Blvd S of Carver Dr													DIRECTION: NB		
CITY/STATE: Person, NC													DATE: Aug 30 2017 - Aug 31 2017		
Start Time	Motor-cycles	Cars & Trailer	2 Axle Long	Buses	2 Axle 6 Tire	3 Axle Single	4 Axle Single	<5 Axle Double	5 Axle Double	>6 Axle Double	<6 Axle Multi	6 Axle Multi	>6 Axle Multi	Not Classified	Total
Grand Total	441	12694	3318	86	594	171	28	183	284	34	5	5	31	550	18424
Percent	2.4%	68.9%	18.0%	0.5%	3.2%	0.9%	0.2%	1.0%	1.5%	0.2%	0.0%	0.0%	0.2%	3.0%	
ADT 9212															
<i>Comments:</i>															



LOCATION: N Madison Blvd S of Carver Dr SPECIFIC LOCATION: N Madison Blvd S of Carver Dr CITY/STATE: Person, NC						QC JOB #: 14473028 DIRECTION: NB DATE: Aug 30 2017 - Aug 31 2017				
Start Time	Mon	Tue	Wed 30-Aug-17	Thu 31-Aug-17	Fri	Average Weekday Hourly Traffic	Sat	Sun	Average Week Hourly Traffic	Average Week Profile
12:00 AM			63	60		62			62	
1:00 AM			20	34		27			27	
2:00 AM			18	31		25			25	
3:00 AM			27	28		28			28	
4:00 AM			32	39		36			36	
5:00 AM			143	118		131			131	
6:00 AM			237	220		229			229	
7:00 AM			518	498		508			508	
8:00 AM			466	504		485			485	
9:00 AM			433	498		466			466	
10:00 AM			453	460		457			457	
11:00 AM			540	548		544			544	
12:00 PM			615	615		615			615	
1:00 PM			584	648		616			616	
2:00 PM			591	642		617			617	
3:00 PM			672	670		671			671	
4:00 PM			705	794		750			750	
5:00 PM			815	842		829			829	
6:00 PM			654	661		658			658	
7:00 PM			474	548		511			511	
8:00 PM			396	406		401			401	
9:00 PM			238	272		255			255	
10:00 PM			143	193		168			168	
11:00 PM			125	133		129			129	
Day Total			8962	9462		9218			9218	
% Weekday Average			97.2%	102.6%						
% Week Average			97.2%	102.6%		100.0%				
AM Peak Volume			11:00 AM 540	11:00 AM 548		11:00 AM 544			11:00 AM 544	
PM Peak Volume			5:00 PM 815	5:00 PM 842		5:00 PM 829			5:00 PM 829	
<i>Comments:</i>										

LOCATION: N Madison Blvd S of Carver Dr SPECIFIC LOCATION: N Madison Blvd S of Carver Dr CITY/STATE: Person, NC															QC JOB #: 14473028 DIRECTION: NB/SB DATE: Aug 30 2017		
Start Time	1 15	16 20	21 25	26 30	31 35	36 40	41 45	46 50	51 55	56 60	61 65	66 70	71 75	76 999	Total	Pace Speed	Number in Pace
12:00 AM	1	4	2	18	24	33	6	2	0	0	0	0	0	0	90	31-40	56
1:00 AM	7	1	4	2	14	9	2	0	0	0	0	0	0	0	39	31-40	22
2:00 AM	1	1	2	0	9	10	5	1	0	0	0	0	0	0	29	31-40	19
3:00 AM	4	3	2	10	17	26	9	0	0	0	0	0	0	0	71	31-40	43
4:00 AM	11	6	6	19	47	34	9	3	0	0	0	0	0	0	135	31-40	81
5:00 AM	21	18	29	49	122	128	38	4	0	0	0	0	0	0	409	31-40	250
6:00 AM	53	36	54	114	178	201	57	2	0	0	0	0	0	0	695	31-40	379
7:00 AM	93	143	153	228	241	188	42	8	3	0	0	0	0	0	1099	26-35	469
8:00 AM	86	120	142	167	282	196	49	8	0	0	0	0	0	0	1050	31-40	478
9:00 AM	79	123	182	159	222	138	19	4	0	0	0	0	0	0	926	26-35	380
10:00 AM	90	104	148	212	209	113	18	0	0	0	0	0	0	0	894	26-35	420
11:00 AM	110	164	206	244	227	141	17	2	0	0	0	0	0	0	1111	26-35	470
12:00 PM	121	198	269	263	261	143	18	1	0	0	0	0	0	0	1274	21-30	532
1:00 PM	133	189	210	242	279	130	18	1	0	0	0	0	0	0	1202	26-35	520
2:00 PM	95	182	194	279	289	156	23	1	1	0	0	0	0	0	1220	26-35	567
3:00 PM	139	261	260	280	312	161	33	1	2	0	0	0	0	0	1449	26-35	592
4:00 PM	102	184	186	272	359	178	34	2	0	0	0	0	0	0	1317	26-35	630
5:00 PM	155	226	239	341	339	190	32	3	0	0	0	0	0	0	1525	26-35	679
6:00 PM	83	157	202	261	304	210	36	3	0	0	0	0	0	0	1256	26-35	564
7:00 PM	84	98	116	191	251	132	31	3	0	0	0	0	0	0	906	26-35	442
8:00 PM	59	94	131	159	224	110	11	0	1	0	0	0	0	0	789	26-35	382
9:00 PM	31	35	59	82	137	106	13	1	1	0	0	0	0	0	465	31-40	242
10:00 PM	10	15	21	42	101	103	22	3	0	0	0	0	0	0	317	31-40	204
11:00 PM	13	13	6	27	71	62	9	0	0	0	0	0	0	0	201	31-40	133
Day Total	1581	2375	2823	3661	4519	2898	551	53	8	0	0	0	0	0	18469	26-35	8179
Percent	8.6%	12.9%	15.3%	19.8%	24.5%	15.7%	3.0%	0.3%	0.0%	0.0%	0.0%	0.0%	0.0%	0.0%			
ADT 18469																	
AM Peak Volume	11:00 AM	11:00 AM	11:00 AM	11:00 AM	8:00 AM	6:00 AM	6:00 AM	7:00 AM	7:00 AM						11:00 AM		
	110	164	206	244	282	201	57	8	3						1111		
PM Peak Volume	5:00 PM	3:00 PM	12:00 PM	5:00 PM	4:00 PM	6:00 PM	6:00 PM	5:00 PM	3:00 PM						5:00 PM		
	155	261	269	341	359	210	36	3	2						1525		
<i>Comments:</i>																	

LOCATION: N Madison Blvd S of Carver Dr SPECIFIC LOCATION: N Madison Blvd S of Carver Dr CITY/STATE: Person, NC															QC JOB #: 14473028 DIRECTION: NB/SB DATE: Aug 31 2017			
Start Time	1 15	16 20	21 25	26 30	31 35	36 40	41 45	46 50	51 55	56 60	61 65	66 70	71 75	76 999	Total	Pace Speed	Number in Pace	
12:00 AM	4	4	5	14	23	31	5	1	0	0	0	0	0	0	87	31-40	54	
1:00 AM	4	2	4	12	19	15	4	0	0	0	0	0	0	0	60	31-40	34	
2:00 AM	3	6	1	7	15	18	3	1	0	0	0	0	1	0	55	31-40	33	
3:00 AM	3	2	5	0	18	18	4	1	1	0	0	0	0	0	52	31-40	36	
4:00 AM	11	4	10	21	41	53	14	2	0	0	0	0	0	0	156	31-40	93	
5:00 AM	21	12	24	46	84	119	52	6	0	0	0	0	0	0	364	31-40	203	
6:00 AM	60	35	72	105	155	208	64	5	1	0	0	0	0	0	705	31-40	363	
7:00 AM	96	130	177	214	242	174	49	5	0	0	0	0	0	0	1087	26-35	455	
8:00 AM	103	109	149	205	290	180	39	1	0	0	0	0	0	0	1076	26-35	495	
9:00 AM	79	138	194	232	237	131	35	2	0	0	0	0	0	0	1048	26-35	468	
10:00 AM	95	171	190	210	228	101	14	0	0	0	0	0	0	0	1009	26-35	438	
11:00 AM	116	157	199	275	234	132	16	1	0	0	0	0	0	0	1130	26-35	508	
12:00 PM	124	186	248	319	278	136	21	1	0	0	0	0	0	0	1313	26-35	597	
1:00 PM	117	211	247	277	294	139	30	2	0	0	0	0	0	0	1317	26-35	570	
2:00 PM	122	196	207	317	292	123	20	0	0	0	0	0	0	0	1277	26-35	609	
3:00 PM	182	264	328	308	294	122	14	4	0	0	0	0	0	0	1516	21-30	635	
4:00 PM	138	252	296	346	350	151	17	1	1	0	0	0	0	0	1552	26-35	696	
5:00 PM	145	200	289	381	356	151	33	1	0	0	0	0	0	0	1556	26-35	737	
6:00 PM	121	159	252	304	282	135	17	3	0	0	0	0	0	0	1273	26-35	586	
7:00 PM	114	140	190	237	245	109	15	0	0	0	0	0	0	0	1050	26-35	482	
8:00 PM	63	119	118	124	234	123	10	2	0	0	0	0	0	0	793	31-40	357	
9:00 PM	43	51	61	79	164	100	21	3	0	0	0	0	0	0	522	31-40	264	
10:00 PM	79	125	52	51	125	87	17	1	0	0	0	0	0	0	537	31-40	211	
11:00 PM	10	15	13	22	72	73	7	2	0	0	0	0	0	0	214	31-40	145	
Day Total	1853	2688	3331	4106	4572	2629	521	45	3	0	0	0	1	0	19749	26-35	8678	
Percent	9.4%	13.6%	16.9%	20.8%	23.2%	13.3%	2.6%	0.2%	0.0%	0.0%	0.0%	0.0%	0.0%	0.0%				
ADT 19749																		
AM Peak Volume	11:00 AM	10:00 AM	11:00 AM	11:00 AM	8:00 AM	6:00 AM	6:00 AM	5:00 AM	3:00 AM						2:00 AM	11:00 AM		
PM Peak Volume	3:00 PM	3:00 PM	3:00 PM	5:00 PM	5:00 PM	4:00 PM	5:00 PM	3:00 PM	4:00 PM						5:00 PM			

Comments:

LOCATION: N Madison Blvd S of Carver Dr														QC JOB #: 14473028			
SPECIFIC LOCATION: N Madison Blvd S of Carver Dr														DIRECTION: NB/SB			
CITY/STATE: Person, NC														DATE: Aug 30 2017 - Aug 31 2017			
Start Time	1 15	16 20	21 25	26 30	31 35	36 40	41 45	46 50	51 55	56 60	61 65	66 70	71 75	76 999	Total	Pace Speed	Number in Pace
Grand Total	3434	5063	6154	7767	9091	5527	1072	98	11	0	0	0	1	0	38218	26-35	16858
Percent	9.0%	13.2%	16.1%	20.3%	23.8%	14.5%	2.8%	0.3%	0.0%	0.0%	0.0%	0.0%	0.0%	0.0%			
Cumulative Percent	9.0%	22.2%	38.3%	58.7%	82.4%	96.9%	99.7%	100.0%	100.0%	100.0%	100.0%	100.0%	100.0%	100.0%			
ADT 19109															85th Percentile 35 MPH Mean Speed(Average) 26 MPH Median 27 MPH Mode: 33 MPH		
<i>Comments:</i>																	



LOCATION: N Madison Blvd S of Carver Dr SPECIFIC LOCATION: N Madison Blvd S of Carver Dr CITY/STATE: Person, NC														QC JOB #: 14473028 DIRECTION: NB/SB DATE: Aug 30 2017	
Start Time	Motor-cycles	Cars & Trailer	2 Axle Long	Buses	2 Axle 6 Tire	3 Axle Single	4 Axle Single	<5 Axle Double	5 Axle Double	>6 Axle Double	<6 Axle Multi	6 Axle Multi	>6 Axle Multi	Not Classified	Total
12:00 AM	0	71	14	0	3	0	0	0	1	0	0	0	0	1	90
1:00 AM	2	25	8	0	0	0	0	1	2	0	0	0	0	1	39
2:00 AM	0	23	4	0	0	0	0	0	1	0	0	0	0	1	29
3:00 AM	1	46	13	2	4	0	0	3	0	0	0	1	0	1	71
4:00 AM	0	88	25	2	5	1	0	2	1	0	0	0	0	11	135
5:00 AM	1	255	97	4	20	0	0	11	2	0	0	0	0	19	409
6:00 AM	6	447	133	4	42	2	0	10	5	0	0	0	0	46	695
7:00 AM	17	711	219	16	52	7	0	19	7	2	0	0	1	48	1099
8:00 AM	13	681	200	4	53	5	0	28	13	2	1	0	0	50	1050
9:00 AM	8	604	192	10	36	5	0	16	11	1	2	0	3	38	926
10:00 AM	9	580	188	7	33	10	0	16	12	0	0	0	1	38	894
11:00 AM	35	742	199	5	42	13	1	20	14	0	0	0	1	39	1111
12:00 PM	20	884	225	6	43	8	1	22	13	3	0	0	0	49	1274
1:00 PM	22	832	205	3	34	16	0	19	14	2	1	0	0	54	1202
2:00 PM	18	843	216	11	35	14	1	24	12	3	0	0	1	42	1220
3:00 PM	23	1005	236	21	48	13	1	19	11	5	1	0	0	66	1449
4:00 PM	22	909	246	5	36	15	0	19	13	1	1	0	0	50	1317
5:00 PM	19	1098	252	2	42	6	0	19	5	3	0	1	1	77	1525
6:00 PM	8	927	223	0	36	6	0	17	2	0	0	0	0	37	1256
7:00 PM	8	674	163	2	19	3	1	7	3	0	0	0	1	25	906
8:00 PM	17	576	143	0	26	5	0	4	1	0	0	0	0	17	789
9:00 PM	8	333	95	0	13	2	0	5	0	0	0	0	0	9	465
10:00 PM	1	260	37	0	11	0	0	4	0	0	0	0	0	4	317
11:00 PM	1	157	26	0	6	0	0	3	1	0	0	0	0	7	201
Day Total	259	12771	3359	104	639	131	5	288	144	22	6	2	9	730	18469
Percent	1.4%	69.1%	18.2%	0.6%	3.5%	0.7%	0.0%	1.6%	0.8%	0.1%	0.0%	0.0%	0.0%	4.0%	
ADT 18469															
AM Peak Volume	11:00 AM	11:00 AM	7:00 AM	7:00 AM	8:00 AM	11:00 AM	11:00 AM	8:00 AM	11:00 AM	7:00 AM	9:00 AM	3:00 AM	9:00 AM	8:00 AM	11:00 AM
	35	742	219	16	53	13	1	28	14	2	2	1	3	50	1111
PM Peak Volume	3:00 PM	5:00 PM	5:00 PM	3:00 PM	3:00 PM	1:00 PM	12:00 PM	2:00 PM	1:00 PM	3:00 PM	1:00 PM	5:00 PM	2:00 PM	5:00 PM	5:00 PM
	23	1098	252	21	48	16	1	24	14	5	1	1	1	77	1525
<i>Comments:</i>															

LOCATION: N Madison Blvd S of Carver Dr **QC JOB #:** 14473028
SPECIFIC LOCATION: N Madison Blvd S of Carver Dr **DIRECTION:** NB/SB
CITY/STATE: Person, NC **DATE:** Aug 31 2017

Start Time	Motor-cycles	Cars & Trailer	2 Axle Long	Buses	2 Axle 6 Tire	3 Axle Single	4 Axle Single	<5 Axle Double	5 Axle Double	>6 Axle Double	<6 Axle Multi	6 Axle Multi	>6 Axle Multi	Not Classified	Total
12:00 AM	0	65	14	0	3	0	0	1	0	0	0	0	0	4	87
1:00 AM	1	52	4	0	0	0	0	1	1	0	0	0	0	1	60
2:00 AM	0	43	10	0	1	0	0	0	1	0	0	0	0	0	55
3:00 AM	1	36	7	1	2	0	0	0	2	0	0	0	1	2	52
4:00 AM	0	111	22	2	4	1	0	5	4	0	0	0	0	7	156
5:00 AM	3	210	82	2	31	3	0	10	7	0	0	0	1	15	364
6:00 AM	7	433	139	2	57	7	0	8	9	1	1	0	0	41	705
7:00 AM	12	699	218	15	58	7	0	15	12	1	0	0	0	50	1087
8:00 AM	11	731	203	5	33	9	5	21	8	3	3	0	6	38	1076
9:00 AM	16	654	244	6	48	7	2	21	12	3	1	0	0	34	1048
10:00 AM	15	700	190	7	30	7	5	8	7	4	2	0	2	32	1009
11:00 AM	14	766	210	7	52	7	0	22	13	0	1	0	5	33	1130
12:00 PM	17	893	236	3	56	11	0	29	12	3	1	0	1	51	1313
1:00 PM	26	847	253	5	80	11	3	24	11	3	1	0	4	49	1317
2:00 PM	24	861	220	11	49	13	0	23	14	2	2	1	3	54	1277
3:00 PM	16	1063	255	23	34	9	4	22	12	1	2	0	3	72	1516
4:00 PM	18	1127	248	7	35	8	0	25	14	3	2	1	2	62	1552
5:00 PM	15	1120	265	2	39	8	4	22	9	3	1	0	0	68	1556
6:00 PM	20	910	219	3	30	9	1	17	5	2	0	1	0	56	1273
7:00 PM	13	778	176	0	42	3	0	4	3	2	0	0	0	29	1050
8:00 PM	9	574	155	0	21	2	1	8	2	0	0	0	0	21	793
9:00 PM	8	403	89	0	10	2	0	2	1	0	0	0	0	7	522
10:00 PM	6	433	78	0	9	1	0	1	0	0	0	0	0	9	537
11:00 PM	1	170	31	0	6	0	0	3	0	1	0	0	0	2	214
Day Total	253	13679	3568	101	730	125	25	292	159	32	17	3	28	737	19749
Percent	1.3%	69.3%	18.1%	0.5%	3.7%	0.6%	0.1%	1.5%	0.8%	0.2%	0.1%	0.0%	0.1%	3.7%	

ADT 19749	
------------------	--

AM Peak	9:00 AM	11:00 AM	9:00 AM	7:00 AM	7:00 AM	8:00 AM	8:00 AM	11:00 AM	11:00 AM	10:00 AM	8:00 AM		8:00 AM	7:00 AM	11:00 AM
Volume	16	766	244	15	58	9	5	22	13	4	3		6	50	1130
PM Peak	1:00 PM	4:00 PM	5:00 PM	3:00 PM	1:00 PM	2:00 PM	3:00 PM	12:00 PM	2:00 PM	12:00 PM	2:00 PM	2:00 PM	1:00 PM	3:00 PM	5:00 PM
Volume	26	1127	265	23	80	13	4	29	14	3	2	1	4	72	1556

Comments:

LOCATION: N Madison Blvd S of Carver Dr													QC JOB #: 14473028		
SPECIFIC LOCATION: N Madison Blvd S of Carver Dr													DIRECTION: NB/SB		
CITY/STATE: Person, NC													DATE: Aug 30 2017 - Aug 31 2017		
Start Time	Motor-cycles	Cars & Trailer	2 Axle Long	Buses	2 Axle 6 Tire	3 Axle Single	4 Axle Single	<5 Axle Double	5 Axle Double	>6 Axle Double	<6 Axle Multi	6 Axle Multi	>6 Axle Multi	Not Classified	Total
Grand Total	512	26450	6927	205	1369	256	30	580	303	54	23	5	37	1467	38218
Percent	1.3%	69.2%	18.1%	0.5%	3.6%	0.7%	0.1%	1.5%	0.8%	0.1%	0.1%	0.0%	0.1%	3.8%	
ADT 19109															
<i>Comments:</i>															



LOCATION: N Madison Blvd S of Carver Dr SPECIFIC LOCATION: N Madison Blvd S of Carver Dr CITY/STATE: Person, NC						QC JOB #: 14473028 DIRECTION: NB/SB DATE: Aug 30 2017 - Aug 31 2017				
Start Time	Mon	Tue	Wed 30-Aug-17	Thu 31-Aug-17	Fri	Average Weekday Hourly Traffic	Sat	Sun	Average Week Hourly Traffic	Average Week Profile
12:00 AM			90	87		89			89	
1:00 AM			39	60		50			50	
2:00 AM			29	55		42			42	
3:00 AM			71	52		62			62	
4:00 AM			135	156		146			146	
5:00 AM			409	364		387			387	
6:00 AM			695	705		700			700	
7:00 AM			1099	1087		1093			1093	
8:00 AM			1050	1076		1063			1063	
9:00 AM			926	1048		987			987	
10:00 AM			894	1009		952			952	
11:00 AM			1111	1130		1121			1121	
12:00 PM			1274	1313		1294			1294	
1:00 PM			1202	1317		1260			1260	
2:00 PM			1220	1277		1249			1249	
3:00 PM			1449	1516		1483			1483	
4:00 PM			1317	1552		1435			1435	
5:00 PM			1525	1556		1541			1541	
6:00 PM			1256	1273		1265			1265	
7:00 PM			906	1050		978			978	
8:00 PM			789	793		791			791	
9:00 PM			465	522		494			494	
10:00 PM			317	537		427			427	
11:00 PM			201	214		208			208	
Day Total			18469	19749		19117			19117	
% Weekday Average			96.6%	103.3%						
% Week Average			96.6%	103.3%		100.0%				
AM Peak Volume			1111	1130		1121			1121	
PM Peak Volume			1525	1556		1541			1541	
<i>Comments:</i>										

LOCATION: N Madison Blvd S of Carver Dr SPECIFIC LOCATION: N Madison Blvd S of Carver Dr CITY/STATE: Person, NC															QC JOB #: 14473028 DIRECTION: SB DATE: Aug 30 2017				
Start Time	1 15	16 20	21 25	26 30	31 35	36 40	41 45	46 50	51 55	56 60	61 65	66 70	71 75	76 999	Total	Pace Speed	Number in Pace		
12:00 AM	1	4	2	8	6	5	0	1	0	0	0	0	0	0	27	27-36	13		
1:00 AM	5	1	3	2	4	4	0	0	0	0	0	0	0	0	19	31-40	8		
2:00 AM	1	1	2	0	3	3	1	0	0	0	0	0	0	0	11	33-42	5		
3:00 AM	2	3	2	8	11	14	4	0	0	0	0	0	0	0	44	31-40	24		
4:00 AM	11	4	6	17	33	24	6	2	0	0	0	0	0	0	103	31-40	56		
5:00 AM	18	17	26	39	69	78	17	2	0	0	0	0	0	0	266	31-40	147		
6:00 AM	42	32	46	85	104	117	32	0	0	0	0	0	0	0	458	31-40	220		
7:00 AM	68	129	121	126	75	54	7	1	0	0	0	0	0	0	581	17-26	249		
8:00 AM	72	114	118	96	105	64	14	1	0	0	0	0	0	0	584	16-25	232		
9:00 AM	61	115	150	63	66	33	3	2	0	0	0	0	0	0	493	16-25	265		
10:00 AM	68	89	121	90	51	20	2	0	0	0	0	0	0	0	441	21-30	211		
11:00 AM	82	155	164	95	47	28	0	0	0	0	0	0	0	0	571	16-25	319		
12:00 PM	97	184	187	103	68	18	2	0	0	0	0	0	0	0	659	16-25	370		
1:00 PM	97	173	163	92	64	27	2	0	0	0	0	0	0	0	618	16-25	336		
2:00 PM	77	163	138	129	79	39	4	0	0	0	0	0	0	0	629	16-25	301		
3:00 PM	99	236	197	140	78	22	5	0	0	0	0	0	0	0	777	16-25	432		
4:00 PM	70	167	134	115	75	47	4	0	0	0	0	0	0	0	612	16-25	301		
5:00 PM	119	188	164	130	71	31	7	0	0	0	0	0	0	0	710	16-25	351		
6:00 PM	73	144	146	104	89	42	4	0	0	0	0	0	0	0	602	16-25	290		
7:00 PM	71	90	93	79	69	25	5	0	0	0	0	0	0	0	432	16-25	183		
8:00 PM	47	84	98	70	56	33	5	0	0	0	0	0	0	0	393	16-25	182		
9:00 PM	21	33	44	46	49	31	3	0	0	0	0	0	0	0	227	26-35	95		
10:00 PM	8	12	21	26	44	51	11	1	0	0	0	0	0	0	174	31-40	94		
11:00 PM	7	13	4	17	22	11	2	0	0	0	0	0	0	0	76	26-35	39		
Day Total	1217	2151	2150	1680	1338	821	140	10	0	0	0	0	0	0	9507	16-25	4301		
Percent	12.8%	22.6%	22.6%	17.7%	14.1%	8.6%	1.5%	0.1%	0.0%	0.0%	0.0%	0.0%	0.0%	0.0%					
ADT 9507																			
AM Peak	11:00 AM	11:00 AM	11:00 AM	7:00 AM	8:00 AM	6:00 AM	6:00 AM	4:00 AM									8:00 AM		
Volume	82	155	164	126	105	117	32	2									584		
PM Peak	5:00 PM	3:00 PM	3:00 PM	3:00 PM	6:00 PM	10:00 PM	10:00 PM	10:00 PM									3:00 PM		
Volume	119	236	197	140	89	51	11	1									777		
<i>Comments:</i>																			

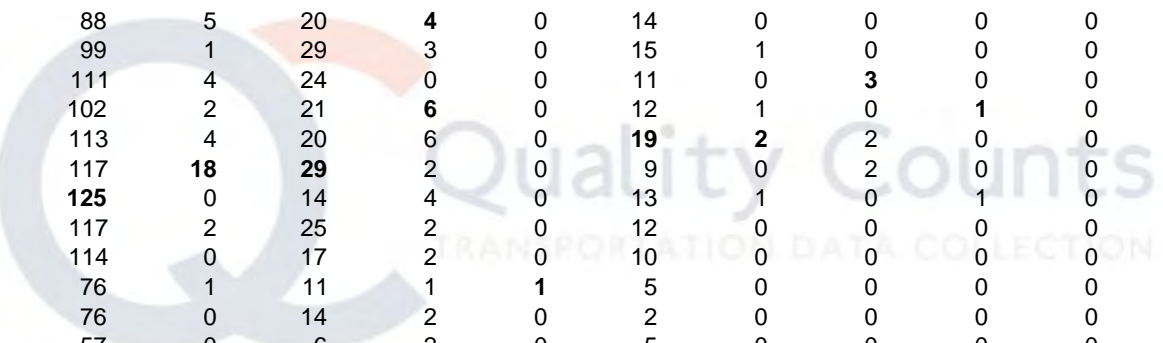
LOCATION: N Madison Blvd S of Carver Dr SPECIFIC LOCATION: N Madison Blvd S of Carver Dr CITY/STATE: Person, NC															QC JOB #: 14473028 DIRECTION: SB DATE: Aug 31 2017				
Start Time	1 15	16 20	21 25	26 30	31 35	36 40	41 45	46 50	51 55	56 60	61 65	66 70	71 75	76 999	Total	Pace Speed	Number in Pace		
12:00 AM	1	4	2	11	5	3	0	1	0	0	0	0	0	0	27	26-35	16		
1:00 AM	4	2	3	8	8	1	0	0	0	0	0	0	0	0	26	26-35	16		
2:00 AM	3	6	0	3	7	4	0	1	0	0	0	0	0	0	24	31-40	11		
3:00 AM	1	2	4	0	9	7	1	0	0	0	0	0	0	0	24	31-40	15		
4:00 AM	9	4	10	19	33	36	6	0	0	0	0	0	0	0	117	31-40	69		
5:00 AM	19	12	24	33	56	68	33	1	0	0	0	0	0	0	246	31-40	123		
6:00 AM	53	34	66	93	91	112	34	2	0	0	0	0	0	0	485	31-40	202		
7:00 AM	79	118	133	112	83	49	14	1	0	0	0	0	0	0	589	16-25	251		
8:00 AM	86	104	135	110	78	47	12	0	0	0	0	0	0	0	572	21-30	245		
9:00 AM	57	126	150	112	66	31	8	0	0	0	0	0	0	0	550	16-25	276		
10:00 AM	77	156	145	85	60	23	3	0	0	0	0	0	0	0	549	16-25	301		
11:00 AM	98	141	155	106	52	27	3	0	0	0	0	0	0	0	582	16-25	296		
12:00 PM	91	170	186	145	69	30	7	0	0	0	0	0	0	0	698	16-25	356		
1:00 PM	86	181	184	117	70	28	3	0	0	0	0	0	0	0	669	16-25	364		
2:00 PM	89	170	158	121	68	25	4	0	0	0	0	0	0	0	635	16-25	328		
3:00 PM	142	244	242	143	50	21	4	0	0	0	0	0	0	0	846	16-25	485		
4:00 PM	95	219	225	124	68	26	1	0	0	0	0	0	0	0	758	16-25	444		
5:00 PM	106	169	186	142	74	31	5	1	0	0	0	0	0	0	714	16-25	355		
6:00 PM	84	130	191	100	74	28	5	0	0	0	0	0	0	0	612	16-25	321		
7:00 PM	92	131	140	72	46	16	5	0	0	0	0	0	0	0	502	16-25	271		
8:00 PM	54	110	89	54	53	26	1	0	0	0	0	0	0	0	387	16-25	199		
9:00 PM	34	45	46	40	51	27	7	0	0	0	0	0	0	0	250	26-35	90		
10:00 PM	74	123	44	31	44	22	6	0	0	0	0	0	0	0	344	16-25	167		
11:00 PM	8	12	7	14	27	12	1	0	0	0	0	0	0	0	81	26-35	41		
Day Total	1442	2413	2525	1795	1242	700	163	7	0	0	0	0	0	0	10287	16-25	4938		
Percent	14.0%	23.5%	24.5%	17.4%	12.1%	6.8%	1.6%	0.1%	0.0%	0.0%	0.0%	0.0%	0.0%	0.0%					
ADT 10287																			
AM Peak Volume	11:00 AM	10:00 AM	11:00 AM	7:00 AM	6:00 AM	6:00 AM	6:00 AM	6:00 AM									7:00 AM		
	98	156	155	112	91	112	34	2									589		
PM Peak Volume	3:00 PM	3:00 PM	3:00 PM	12:00 PM	5:00 PM	5:00 PM	12:00 PM	5:00 PM									3:00 PM		
	142	244	242	145	74	31	7	1									846		
<i>Comments:</i>																			

LOCATION: N Madison Blvd S of Carver Dr														QC JOB #: 14473028			
SPECIFIC LOCATION: N Madison Blvd S of Carver Dr														DIRECTION: SB			
CITY/STATE: Person, NC														DATE: Aug 30 2017 - Aug 31 2017			
Start Time	1 15	16 20	21 25	26 30	31 35	36 40	41 45	46 50	51 55	56 60	61 65	66 70	71 75	76 999	Total	Pace Speed	Number in Pace
Grand Total	2659	4564	4675	3475	2580	1521	303	17	0	0	0	0	0	0	19794	16-25	9239
Percent	13.4%	23.1%	23.6%	17.6%	13.0%	7.7%	1.5%	0.1%	0.0%	0.0%	0.0%	0.0%	0.0%	0.0%			
Cumulative Percent	13.4%	36.5%	60.1%	77.7%	90.7%	98.4%	99.9%	100.0%	100.0%	100.0%	100.0%	100.0%	100.0%	100.0%			
ADT 9897															85th Percentile 32 MPH Mean Speed(Average): 22 MPH Median 22 MPH Mode: 23 MPH		
<i>Comments:</i>																	



LOCATION: N Madison Blvd S of Carver Dr **QC JOB #:** 14473028
SPECIFIC LOCATION: N Madison Blvd S of Carver Dr **DIRECTION:** SB
CITY/STATE: Person, NC **DATE:** Aug 30 2017

Start Time	Motor-cycles	Cars & Trailer	2 Axle Long	Buses	2 Axle 6 Tire	3 Axle Single	4 Axle Single	<5 Axle Double	5 Axle Double	>6 Axle Double	<6 Axle Multi	6 Axle Multi	>6 Axle Multi	Not Classified	Total
12:00 AM	0	22	4	0	0	0	0	0	0	0	0	0	0	1	27
1:00 AM	0	12	5	0	0	0	0	1	0	0	0	0	0	1	19
2:00 AM	0	8	2	0	0	0	0	0	0	0	0	0	0	1	11
3:00 AM	0	33	8	0	2	0	0	1	0	0	0	0	0	0	44
4:00 AM	0	66	18	1	5	0	0	2	0	0	0	0	0	11	103
5:00 AM	1	162	62	1	14	0	0	10	0	0	0	0	0	16	266
6:00 AM	0	304	82	4	25	0	0	8	0	0	0	0	0	35	458
7:00 AM	4	381	115	8	31	2	0	9	2	1	0	0	0	28	581
8:00 AM	1	391	100	1	31	2	0	18	1	1	1	0	0	37	584
9:00 AM	4	333	98	6	15	1	0	12	0	0	2	0	1	21	493
10:00 AM	1	286	88	5	20	4	0	14	0	0	0	0	0	23	441
11:00 AM	6	394	99	1	29	3	0	15	1	0	0	0	1	22	571
12:00 PM	1	471	111	4	24	0	0	11	0	3	0	0	0	34	659
1:00 PM	4	435	102	2	21	6	0	12	1	0	1	0	0	34	618
2:00 PM	2	432	113	4	20	6	0	19	2	2	0	0	1	28	629
3:00 PM	2	556	117	18	29	2	0	9	0	2	0	0	0	42	777
4:00 PM	4	423	125	0	14	4	0	13	1	0	1	0	0	27	612
5:00 PM	3	502	117	2	25	2	0	12	0	0	0	0	1	46	710
6:00 PM	3	425	114	0	17	2	0	10	0	0	0	0	0	31	602
7:00 PM	2	321	76	1	11	1	1	5	0	0	0	0	0	14	432
8:00 PM	1	289	76	0	14	2	0	2	0	0	0	0	0	9	393
9:00 PM	2	151	57	0	6	2	0	5	0	0	0	0	0	4	227
10:00 PM	0	140	20	0	7	0	0	4	0	0	0	0	0	3	174
11:00 PM	0	59	9	0	2	0	0	3	0	0	0	0	0	3	76
Day Total	41	6596	1718	58	362	39	1	195	8	9	5	0	4	471	9507
Percent	0.4%	69.4%	18.1%	0.6%	3.8%	0.4%	0.0%	2.1%	0.1%	0.1%	0.1%	0.0%	0.0%	5.0%	



ADT 9507	
-----------------	--

AM Peak	11:00 AM	11:00 AM	7:00 AM	7:00 AM	7:00 AM	10:00 AM		8:00 AM	7:00 AM	7:00 AM	9:00 AM		9:00 AM	8:00 AM	8:00 AM
Volume	6	394	115	8	31	4		18	2	1	2		1	37	584
PM Peak	1:00 PM	3:00 PM	4:00 PM	3:00 PM	3:00 PM	1:00 PM	7:00 PM	2:00 PM	2:00 PM	12:00 PM	1:00 PM		2:00 PM	5:00 PM	3:00 PM
Volume	4	556	125	18	29	6	1	19	2	3	1		1	46	777

Comments:

LOCATION: N Madison Blvd S of Carver Dr **QC JOB #:** 14473028
SPECIFIC LOCATION: N Madison Blvd S of Carver Dr **DIRECTION:** SB
CITY/STATE: Person, NC **DATE:** Aug 31 2017

Start Time	Motor-cycles	Cars & Trailer	2 Axle Long	Buses	2 Axle 6 Tire	3 Axle Single	4 Axle Single	<5 Axle Double	5 Axle Double	>6 Axle Double	<6 Axle Multi	6 Axle Multi	>6 Axle Multi	Not Classified	Total
12:00 AM	0	18	4	0	3	0	0	1	0	0	0	0	0	1	27
1:00 AM	0	21	3	0	0	0	0	1	0	0	0	0	0	1	26
2:00 AM	0	16	7	0	1	0	0	0	0	0	0	0	0	0	24
3:00 AM	0	18	3	0	2	0	0	0	0	0	0	0	0	1	24
4:00 AM	0	86	17	0	4	0	0	5	0	0	0	0	0	5	117
5:00 AM	2	142	52	1	22	3	0	10	1	0	0	0	0	13	246
6:00 AM	4	302	92	2	38	4	0	6	0	0	1	0	0	36	485
7:00 AM	3	370	125	9	38	1	0	7	0	0	0	0	0	36	589
8:00 AM	2	396	107	3	16	4	0	15	0	2	2	0	0	25	572
9:00 AM	0	343	138	4	25	0	0	16	3	0	1	0	0	20	550
10:00 AM	2	395	97	4	16	2	0	7	1	3	1	0	0	21	549
11:00 AM	3	392	111	3	28	2	0	18	0	0	1	0	0	24	582
12:00 PM	3	502	119	2	28	0	0	18	0	0	0	0	0	26	698
1:00 PM	2	443	133	4	43	4	0	10	2	1	1	0	1	25	669
2:00 PM	2	416	126	4	28	8	0	19	1	0	2	0	1	28	635
3:00 PM	2	606	130	18	20	1	0	16	1	1	2	0	0	49	846
4:00 PM	1	564	119	3	16	4	0	15	0	2	2	0	0	32	758
5:00 PM	0	524	115	1	21	3	1	13	0	1	0	0	0	35	714
6:00 PM	1	433	113	3	14	5	0	16	1	1	0	0	0	25	612
7:00 PM	1	369	87	0	24	2	0	0	0	0	0	0	0	19	502
8:00 PM	2	267	83	0	14	2	0	6	1	0	0	0	0	12	387
9:00 PM	0	202	41	0	3	0	0	0	0	0	0	0	0	4	250
10:00 PM	0	275	56	0	5	1	0	0	0	0	0	0	0	7	344
11:00 PM	0	60	13	0	4	0	0	3	0	0	0	0	0	1	81
Day Total	30	7160	1891	61	413	46	1	202	11	11	13	0	2	446	10287
Percent	0.3%	69.6%	18.4%	0.6%	4.0%	0.4%	0.0%	2.0%	0.1%	0.1%	0.1%	0.0%	0.0%	4.3%	

ADT 10287	
------------------	--

AM Peak	6:00 AM	8:00 AM	9:00 AM	7:00 AM	6:00 AM	6:00 AM		11:00 AM	9:00 AM	10:00 AM	8:00 AM			6:00 AM	7:00 AM
Volume	4	396	138	9	38	4		18	3	3	2			36	589
PM Peak	12:00 PM	3:00 PM	1:00 PM	3:00 PM	1:00 PM	2:00 PM	5:00 PM	2:00 PM	1:00 PM	4:00 PM	2:00 PM		1:00 PM	3:00 PM	3:00 PM
Volume	3	606	133	18	43	8	1	19	2	2	2		1	49	846

Comments:

LOCATION: N Madison Blvd S of Carver Dr													QC JOB #: 14473028		
SPECIFIC LOCATION: N Madison Blvd S of Carver Dr													DIRECTION: SB		
CITY/STATE: Person, NC													DATE: Aug 30 2017 - Aug 31 2017		
Start Time	Motor-cycles	Cars & Trailer	2 Axle Long	Buses	2 Axle 6 Tire	3 Axle Single	4 Axle Single	<5 Axle Double	5 Axle Double	>6 Axle Double	<6 Axle Multi	6 Axle Multi	>6 Axle Multi	Not Classified	Total
Grand Total	71	13756	3609	119	775	85	2	397	19	20	18	0	6	917	19794
Percent	0.4%	69.5%	18.2%	0.6%	3.9%	0.4%	0.0%	2.0%	0.1%	0.1%	0.1%	0.0%	0.0%	4.6%	
ADT 9897															
<i>Comments:</i>															



LOCATION: N Madison Blvd S of Carver Dr SPECIFIC LOCATION: N Madison Blvd S of Carver Dr CITY/STATE: Person, NC							QC JOB #: 14473028 DIRECTION: SB DATE: Aug 30 2017 - Aug 31 2017			
Start Time	Mon	Tue	Wed 30-Aug-17	Thu 31-Aug-17	Fri	Average Weekday Hourly Traffic	Sat	Sun	Average Week Hourly Traffic	Average Week Profile
12:00 AM			27	27		27			27	
1:00 AM			19	26		23			23	
2:00 AM			11	24		18			18	
3:00 AM			44	24		34			34	
4:00 AM			103	117		110			110	
5:00 AM			266	246		256			256	
6:00 AM			458	485		472			472	
7:00 AM			581	589		585			585	
8:00 AM			584	572		578			578	
9:00 AM			493	550		522			522	
10:00 AM			441	549		495			495	
11:00 AM			571	582		577			577	
12:00 PM			659	698		679			679	
1:00 PM			618	669		644			644	
2:00 PM			629	635		632			632	
3:00 PM			777	846		812			812	
4:00 PM			612	758		685			685	
5:00 PM			710	714		712			712	
6:00 PM			602	612		607			607	
7:00 PM			432	502		467			467	
8:00 PM			393	387		390			390	
9:00 PM			227	250		239			239	
10:00 PM			174	344		259			259	
11:00 PM			76	81		79			79	
Day Total			9507	10287		9902			9902	
% Weekday Average			96.0%	103.9%						
% Week Average			96.0%	103.9%		100.0%				
AM Peak Volume			584	589		585			585	
PM Peak Volume			777	846		812			812	
<i>Comments:</i>										

LOCATION: N Madison Blvd N of Carver Dr SPECIFIC LOCATION: N Madison Blvd N of Carver Dr CITY/STATE: Person, NC															QC JOB #: 14473029 DIRECTION: NB DATE: Aug 30 2017				
Start Time	1 15	16 20	21 25	26 30	31 35	36 40	41 45	46 50	51 55	56 60	61 65	66 70	71 75	76 999	Total	Pace Speed	Number in Pace		
12:00 AM	2	0	0	10	34	28	8	0	0	0	0	0	0	0	82	31-40	61		
1:00 AM	0	0	1	3	10	12	1	0	0	0	0	0	0	0	27	31-40	21		
2:00 AM	0	0	1	3	6	10	0	1	0	0	0	0	0	0	21	31-40	16		
3:00 AM	0	0	0	7	12	9	2	0	0	0	0	0	0	0	30	31-40	20		
4:00 AM	0	0	1	4	14	9	4	0	0	0	0	0	0	0	32	31-40	22		
5:00 AM	2	0	2	17	47	47	15	1	0	0	0	0	0	0	131	31-40	94		
6:00 AM	1	3	8	33	85	76	11	3	0	0	0	0	0	0	220	31-40	160		
7:00 AM	8	2	9	54	138	122	39	2	0	0	0	0	0	0	374	31-40	259		
8:00 AM	6	0	14	72	157	94	20	2	0	0	0	0	0	0	365	31-40	251		
9:00 AM	8	2	29	87	129	75	8	0	0	0	0	0	0	0	338	26-35	216		
10:00 AM	12	5	41	95	151	60	8	0	0	0	0	0	0	0	372	26-35	245		
11:00 AM	11	0	32	128	182	77	8	0	0	0	0	0	0	0	438	26-35	309		
12:00 PM	7	4	32	122	175	108	11	1	0	0	0	0	0	0	460	26-35	297		
1:00 PM	6	5	40	136	185	84	10	1	0	0	0	0	0	0	467	26-35	321		
2:00 PM	15	2	28	114	201	89	8	1	0	0	0	0	0	0	458	26-35	315		
3:00 PM	12	7	24	152	214	124	23	3	1	0	0	0	0	0	560	26-35	365		
4:00 PM	17	4	40	131	245	129	25	1	0	0	0	0	0	0	592	26-35	376		
5:00 PM	13	0	27	153	267	168	21	2	0	0	0	0	0	0	651	31-40	435		
6:00 PM	10	0	24	151	235	139	26	1	0	0	0	0	0	0	586	26-35	386		
7:00 PM	6	5	37	101	184	83	22	2	0	0	0	0	0	0	440	26-35	285		
8:00 PM	11	0	12	92	159	77	4	2	0	0	0	0	0	0	357	26-35	251		
9:00 PM	4	2	11	37	94	59	10	0	0	0	0	0	0	0	217	31-40	153		
10:00 PM	1	0	1	11	76	36	7	1	0	0	0	0	0	0	133	31-40	111		
11:00 PM	0	1	0	15	62	45	7	0	0	0	0	0	0	0	130	31-40	107		
Day Total	152	42	414	1728	3062	1760	298	24	1	0	0	0	0	0	7481	31-40	4822		
Percent	2.0%	0.6%	5.5%	23.1%	40.9%	23.5%	4.0%	0.3%	0.0%	0.0%	0.0%	0.0%	0.0%	0.0%					
ADT 7481																			
AM Peak Volume	10:00 AM	10:00 AM	10:00 AM	11:00 AM	11:00 AM	7:00 AM	7:00 AM	6:00 AM								11:00 AM			
	12	5	41	128	182	122	39	3								438			
PM Peak Volume	4:00 PM	3:00 PM	1:00 PM	5:00 PM	5:00 PM	5:00 PM	6:00 PM	3:00 PM	3:00 PM								5:00 PM		
	17	7	40	153	267	168	26	3	1								651		
<i>Comments:</i>																			

LOCATION: N Madison Blvd N of Carver Dr SPECIFIC LOCATION: N Madison Blvd N of Carver Dr CITY/STATE: Person, NC															QC JOB #: 14473029 DIRECTION: NB DATE: Aug 31 2017				
Start Time	1 15	16 20	21 25	26 30	31 35	36 40	41 45	46 50	51 55	56 60	61 65	66 70	71 75	76 999	Total	Pace Speed	Number in Pace		
12:00 AM	0	1	0	13	36	21	6	0	1	1	0	0	0	0	79	31-40	57		
1:00 AM	0	0	1	8	21	13	2	0	0	0	0	0	0	0	45	31-40	34		
2:00 AM	0	0	0	8	13	11	2	0	0	0	0	0	0	0	34	31-40	24		
3:00 AM	0	0	2	2	13	9	3	0	0	0	0	0	0	0	29	31-40	21		
4:00 AM	0	1	0	6	19	14	4	0	0	0	0	0	0	0	44	31-40	32		
5:00 AM	0	0	2	11	47	46	13	1	0	0	0	0	0	0	120	31-40	92		
6:00 AM	3	0	4	29	78	84	11	1	0	0	0	0	0	0	210	31-40	162		
7:00 AM	8	5	18	79	141	119	33	2	0	0	0	0	0	0	405	31-40	260		
8:00 AM	9	5	16	101	135	93	17	2	0	0	0	0	0	0	378	26-35	236		
9:00 AM	9	3	30	107	164	54	15	0	0	0	0	0	0	0	382	26-35	271		
10:00 AM	9	5	24	103	148	75	7	1	0	0	0	0	0	0	372	26-35	251		
11:00 AM	5	4	29	143	164	83	16	0	0	0	0	0	0	0	444	26-35	307		
12:00 PM	9	3	30	136	207	95	10	0	0	0	0	0	0	0	490	26-35	342		
1:00 PM	12	1	44	134	195	86	16	2	0	0	0	0	0	0	490	26-35	329		
2:00 PM	15	5	36	145	205	75	5	1	0	0	0	0	0	0	487	26-35	350		
3:00 PM	9	8	48	174	207	101	17	1	0	0	0	0	0	0	565	26-35	380		
4:00 PM	18	8	38	168	285	112	17	0	0	0	0	0	0	0	646	26-35	453		
5:00 PM	29	13	58	176	275	135	18	0	0	0	0	0	0	0	704	26-35	451		
6:00 PM	10	4	39	141	219	115	13	0	0	0	0	0	0	0	541	26-35	359		
7:00 PM	6	1	27	132	181	82	12	0	0	0	0	0	0	0	441	26-35	313		
8:00 PM	8	3	24	65	159	93	18	0	0	0	0	0	0	0	370	31-40	252		
9:00 PM	3	1	10	45	118	66	8	0	0	0	0	0	0	0	251	31-40	183		
10:00 PM	0	0	5	27	82	57	11	0	0	0	0	0	0	0	182	31-40	139		
11:00 PM	0	0	1	14	67	50	8	0	0	0	0	0	0	0	140	31-40	117		
Day Total	162	71	486	1967	3179	1689	282	11	1	1	0	0	0	0	7849	26-35	5146		
Percent	2.1%	0.9%	6.2%	25.1%	40.5%	21.5%	3.6%	0.1%	0.0%	0.0%	0.0%	0.0%	0.0%	0.0%					
ADT 7849																			
AM Peak Volume	8:00 AM	7:00 AM	9:00 AM	11:00 AM	9:00 AM	7:00 AM	7:00 AM	7:00 AM	12:00 AM	12:00 AM							11:00 AM		
	9	5	30	143	164	119	33	2	1	1							444		
PM Peak Volume	5:00 PM	5:00 PM	5:00 PM	5:00 PM	4:00 PM	5:00 PM	5:00 PM	1:00 PM							5:00 PM				
	29	13	58	176	285	135	18	2							704				
<i>Comments:</i>																			

LOCATION: N Madison Blvd N of Carver Dr														QC JOB #: 14473029			
SPECIFIC LOCATION: N Madison Blvd N of Carver Dr														DIRECTION: NB			
CITY/STATE: Person, NC														DATE: Aug 30 2017 - Aug 31 2017			
Start Time	1 15	16 20	21 25	26 30	31 35	36 40	41 45	46 50	51 55	56 60	61 65	66 70	71 75	76 999	Total	Pace Speed	Number in Pace
Grand Total	314	113	900	3695	6241	3449	580	35	2	1	0	0	0	0	15330	26-35	9936
Percent	2.0%	0.7%	5.9%	24.1%	40.7%	22.5%	3.8%	0.2%	0.0%	0.0%	0.0%	0.0%	0.0%	0.0%			
Cumulative Percent	2.0%	2.8%	8.7%	32.8%	73.5%	96.0%	99.8%	100.0%	100.0%	100.0%	100.0%	100.0%	100.0%	100.0%			
ADT 7665															85th Percentile 37 MPH Mean Speed(Average) 31 MPH Median 32 MPH Mode: 33 MPH		
<i>Comments:</i>																	



LOCATION: N Madison Blvd N of Carver Dr **QC JOB #:** 14473029
SPECIFIC LOCATION: N Madison Blvd N of Carver Dr **DIRECTION:** NB
CITY/STATE: Person, NC **DATE:** Aug 30 2017

Start Time	Motor-cycles	Cars & Trailer	2 Axle Long	Buses	2 Axle 6 Tire	3 Axle Single	4 Axle Single	<5 Axle Double	5 Axle Double	>6 Axle Double	<6 Axle Multi	6 Axle Multi	>6 Axle Multi	Not Classified	Total
12:00 AM	0	68	9	0	3	0	0	0	1	0	0	0	0	1	82
1:00 AM	0	22	3	0	0	1	0	0	1	0	0	0	0	0	27
2:00 AM	0	20	0	0	0	1	0	0	0	0	0	0	0	0	21
3:00 AM	0	22	2	1	2	0	0	1	1	0	0	1	0	0	30
4:00 AM	0	25	4	1	0	1	0	0	1	0	0	0	0	0	32
5:00 AM	0	85	34	1	6	1	0	0	2	0	0	0	0	2	131
6:00 AM	3	136	48	4	17	2	0	1	8	0	0	0	0	1	220
7:00 AM	1	255	65	5	22	6	0	9	3	0	0	0	0	8	374
8:00 AM	3	231	81	0	18	4	0	10	12	0	0	0	1	5	365
9:00 AM	8	209	72	6	18	6	0	3	8	0	0	0	0	8	338
10:00 AM	5	246	73	3	14	5	0	3	10	0	0	0	1	12	372
11:00 AM	14	283	85	5	11	7	0	5	15	0	0	0	1	12	438
12:00 PM	6	317	81	1	15	6	2	12	11	1	0	0	0	8	460
1:00 PM	7	338	71	1	16	9	0	6	12	1	0	0	0	6	467
2:00 PM	8	319	77	4	11	3	0	8	12	2	1	0	0	13	458
3:00 PM	2	405	87	3	14	8	1	10	16	2	0	0	0	12	560
4:00 PM	5	425	89	0	22	7	0	9	13	2	0	0	2	18	592
5:00 PM	11	481	115	0	12	4	0	6	6	1	0	2	1	12	651
6:00 PM	3	450	92	0	19	1	0	8	3	0	0	0	0	10	586
7:00 PM	8	326	79	3	10	3	0	2	2	0	0	0	1	6	440
8:00 PM	7	267	57	1	10	1	0	2	2	0	0	0	0	10	357
9:00 PM	3	173	31	0	6	0	0	0	0	0	0	0	0	4	217
10:00 PM	0	113	17	0	3	0	0	0	0	0	0	0	0	0	133
11:00 PM	1	110	13	0	5	0	0	0	1	0	0	0	0	0	130
Day Total	95	5326	1285	39	254	76	3	95	140	9	1	3	7	148	7481
Percent	1.3%	71.2%	17.2%	0.5%	3.4%	1.0%	0.0%	1.3%	1.9%	0.1%	0.0%	0.0%	0.1%	2.0%	
ADT 7481															
AM Peak Volume	11:00 AM	11:00 AM	11:00 AM	9:00 AM	7:00 AM	11:00 AM		8:00 AM	11:00 AM			3:00 AM	8:00 AM	10:00 AM	11:00 AM
	14	283	85	6	22	7		10	15			1	1	12	438
PM Peak Volume	5:00 PM	5:00 PM	5:00 PM	2:00 PM	4:00 PM	1:00 PM	12:00 PM	12:00 PM	3:00 PM	2:00 PM	2:00 PM	5:00 PM	4:00 PM	4:00 PM	5:00 PM
	11	481	115	4	22	9	2	12	16	2	1	2	2	18	651

Comments:

LOCATION: N Madison Blvd N of Carver Dr SPECIFIC LOCATION: N Madison Blvd N of Carver Dr CITY/STATE: Person, NC														QC JOB #: 14473029 DIRECTION: NB DATE: Aug 31 2017	
Start Time	Motor-cycles	Cars & Trailer	2 Axle Long	Buses	2 Axle 6 Tire	3 Axle Single	4 Axle Single	<5 Axle Double	5 Axle Double	>6 Axle Double	<6 Axle Multi	6 Axle Multi	>6 Axle Multi	Not Classified	Total
12:00 AM	0	67	12	0	0	0	0	0	0	0	0	0	0	0	79
1:00 AM	1	41	2	0	0	1	0	0	0	0	0	0	0	0	45
2:00 AM	0	29	4	0	0	1	0	0	0	0	0	0	0	0	34
3:00 AM	0	24	1	0	0	0	0	0	4	0	0	0	0	0	29
4:00 AM	0	32	5	2	0	0	0	1	4	0	0	0	0	0	44
5:00 AM	0	71	33	1	9	0	0	0	6	0	0	0	0	0	120
6:00 AM	0	119	51	3	16	6	0	3	6	2	0	0	1	3	210
7:00 AM	9	269	70	3	20	10	0	6	8	0	0	1	2	7	405
8:00 AM	3	255	66	0	13	4	5	9	7	1	0	0	5	10	378
9:00 AM	7	233	82	3	17	6	4	8	8	4	0	0	2	8	382
10:00 AM	4	245	75	2	17	3	4	5	4	1	0	1	3	8	372
11:00 AM	6	297	84	5	18	5	1	6	13	0	0	0	6	3	444
12:00 PM	5	323	91	1	28	7	2	8	10	3	2	0	2	8	490
1:00 PM	2	313	96	1	28	3	4	14	9	4	0	0	5	11	490
2:00 PM	5	341	70	5	20	8	1	6	11	3	0	0	1	16	487
3:00 PM	4	391	106	5	15	7	4	4	15	2	1	0	3	8	565
4:00 PM	4	466	106	4	14	5	0	12	14	1	0	0	2	18	646
5:00 PM	13	506	114	0	17	8	0	8	8	1	0	0	1	28	704
6:00 PM	6	413	83	0	13	1	1	7	5	0	0	0	1	11	541
7:00 PM	1	339	74	0	11	1	1	3	4	1	0	0	0	6	441
8:00 PM	1	287	66	0	8	0	0	1	1	0	0	0	0	6	370
9:00 PM	2	184	51	0	7	1	0	2	1	1	0	0	0	2	251
10:00 PM	0	153	24	0	3	0	0	2	0	0	0	0	0	0	182
11:00 PM	0	123	14	0	2	0	0	0	0	0	0	0	1	0	140
Day Total	73	5521	1380	35	276	77	27	105	138	24	3	2	35	153	7849
Percent	0.9%	70.3%	17.6%	0.4%	3.5%	1.0%	0.3%	1.3%	1.8%	0.3%	0.0%	0.0%	0.4%	1.9%	
ADT 7849															
AM Peak Volume	7:00 AM	11:00 AM	11:00 AM	11:00 AM	7:00 AM	7:00 AM	8:00 AM	8:00 AM	11:00 AM	9:00 AM		7:00 AM	11:00 AM	8:00 AM	11:00 AM
	9	297	84	5	20	10	5	9	13	4		1	6	10	444
PM Peak Volume	5:00 PM	5:00 PM	5:00 PM	2:00 PM	12:00 PM	2:00 PM	1:00 PM	1:00 PM	3:00 PM	1:00 PM	12:00 PM		1:00 PM	5:00 PM	5:00 PM
	13	506	114	5	28	8	4	14	15	4	2		5	28	704
<i>Comments:</i>															

LOCATION: N Madison Blvd N of Carver Dr													QC JOB #: 14473029		
SPECIFIC LOCATION: N Madison Blvd N of Carver Dr													DIRECTION: NB		
CITY/STATE: Person, NC													DATE: Aug 30 2017 - Aug 31 2017		
Start Time	Motor-cycles	Cars & Trailer	2 Axle Long	Buses	2 Axle 6 Tire	3 Axle Single	4 Axle Single	<5 Axle Double	5 Axle Double	>6 Axle Double	<6 Axle Multi	6 Axle Multi	>6 Axle Multi	Not Classified	Total
Grand Total	168	10847	2665	74	530	153	30	200	278	33	4	5	42	301	15330
Percent	1.1%	70.8%	17.4%	0.5%	3.5%	1.0%	0.2%	1.3%	1.8%	0.2%	0.0%	0.0%	0.3%	2.0%	
ADT 7665															
<i>Comments:</i>															



LOCATION: N Madison Blvd N of Carver Dr SPECIFIC LOCATION: N Madison Blvd N of Carver Dr CITY/STATE: Person, NC						QC JOB #: 14473029 DIRECTION: NB DATE: Aug 30 2017 - Aug 31 2017				
Start Time	Mon	Tue	Wed 30-Aug-17	Thu 31-Aug-17	Fri	Average Weekday Hourly Traffic	Sat	Sun	Average Week Hourly Traffic	Average Week Profile
12:00 AM			82	79		81			81	
1:00 AM			27	45		36			36	
2:00 AM			21	34		28			28	
3:00 AM			30	29		30			30	
4:00 AM			32	44		38			38	
5:00 AM			131	120		126			126	
6:00 AM			220	210		215			215	
7:00 AM			374	405		390			390	
8:00 AM			365	378		372			372	
9:00 AM			338	382		360			360	
10:00 AM			372	372		372			372	
11:00 AM			438	444		441			441	
12:00 PM			460	490		475			475	
1:00 PM			467	490		479			479	
2:00 PM			458	487		473			473	
3:00 PM			560	565		563			563	
4:00 PM			592	646		619			619	
5:00 PM			651	704		678			678	
6:00 PM			586	541		564			564	
7:00 PM			440	441		441			441	
8:00 PM			357	370		364			364	
9:00 PM			217	251		234			234	
10:00 PM			133	182		158			158	
11:00 PM			130	140		135			135	
Day Total			7481	7849		7672			7672	
% Weekday Average			97.5%	102.3%						
% Week Average			97.5%	102.3%		100.0%				
AM Peak			11:00 AM	11:00 AM		11:00 AM			11:00 AM	
Volume			438	444		441			441	
PM Peak			5:00 PM	5:00 PM		5:00 PM			5:00 PM	
Volume			651	704		678			678	
<i>Comments:</i>										

LOCATION: N Madison Blvd N of Carver Dr SPECIFIC LOCATION: N Madison Blvd N of Carver Dr CITY/STATE: Person, NC															QC JOB #: 14473029 DIRECTION: NB/SB DATE: Aug 30 2017			
Start Time	1 15	16 20	21 25	26 30	31 35	36 40	41 45	46 50	51 55	56 60	61 65	66 70	71 75	76 999	Total	Pace Speed	Number in Pace	
12:00 AM	3	0	0	19	52	30	9	0	0	0	0	0	0	0	113	31-40	82	
1:00 AM	0	0	2	5	17	17	1	0	0	1	0	0	0	0	43	31-40	34	
2:00 AM	1	0	1	5	11	14	1	1	0	0	0	0	0	0	34	31-40	24	
3:00 AM	0	0	1	12	34	20	4	0	0	0	0	0	0	0	71	31-40	54	
4:00 AM	3	0	3	15	62	40	10	2	0	0	0	0	0	0	135	31-40	102	
5:00 AM	5	2	7	36	168	140	29	2	0	0	0	0	0	0	389	31-40	308	
6:00 AM	12	3	20	112	276	222	22	4	0	0	0	0	0	0	671	31-40	497	
7:00 AM	51	20	71	179	344	207	46	3	0	0	0	0	0	0	921	31-40	551	
8:00 AM	38	16	50	203	343	186	33	2	0	0	0	0	0	0	871	26-35	546	
9:00 AM	32	14	82	231	273	108	12	0	0	0	0	0	0	0	752	26-35	504	
10:00 AM	42	24	123	226	271	84	12	0	0	0	0	0	0	0	782	26-35	497	
11:00 AM	53	16	99	280	313	122	9	0	0	0	0	0	0	0	892	26-35	593	
12:00 PM	60	36	101	301	318	142	12	1	0	0	0	0	0	0	971	26-35	619	
1:00 PM	51	35	125	299	301	112	13	1	0	0	0	0	0	0	937	26-35	600	
2:00 PM	58	27	109	269	371	119	10	2	0	0	0	0	0	0	965	26-35	640	
3:00 PM	85	50	118	337	387	162	27	3	2	0	0	0	0	0	1171	26-35	724	
4:00 PM	76	36	99	289	429	167	27	2	0	0	0	0	0	0	1125	26-35	717	
5:00 PM	76	34	119	314	414	221	25	3	0	0	0	0	0	0	1206	26-35	727	
6:00 PM	66	32	102	306	396	178	32	1	0	0	0	0	0	0	1113	26-35	702	
7:00 PM	42	16	85	211	293	115	28	2	0	0	0	0	0	0	792	26-35	504	
8:00 PM	58	8	48	195	275	103	5	2	0	0	0	0	0	0	694	26-35	470	
9:00 PM	21	8	25	93	180	86	13	0	0	0	0	0	0	0	426	26-35	273	
10:00 PM	7	1	4	35	157	87	9	2	0	0	0	0	0	0	302	31-40	243	
11:00 PM	1	2	3	34	94	58	9	0	0	0	0	0	0	0	201	31-40	152	
Day Total	841	380	1397	4006	5779	2740	398	33	2	1	0	0	0	0	15577	26-35	9784	
Percent	5.4%	2.4%	9.0%	25.7%	37.1%	17.6%	2.6%	0.2%	0.0%	0.0%	0.0%	0.0%	0.0%	0.0%				
ADT 15577																		
AM Peak Volume	11:00 AM	10:00 AM	10:00 AM	11:00 AM	7:00 AM	6:00 AM	7:00 AM	6:00 AM	1:00 AM						7:00 AM			
	53	24	123	280	344	222	46	4	1						921			
PM Peak Volume	3:00 PM	3:00 PM	1:00 PM	3:00 PM	4:00 PM	5:00 PM	6:00 PM	3:00 PM	3:00 PM							5:00 PM		
	85	50	125	337	429	221	32	3	2							1206		
<i>Comments:</i>																		

LOCATION: N Madison Blvd N of Carver Dr SPECIFIC LOCATION: N Madison Blvd N of Carver Dr CITY/STATE: Person, NC															QC JOB #: 14473029 DIRECTION: NB/SB DATE: Aug 31 2017				
Start Time	1 15	16 20	21 25	26 30	31 35	36 40	41 45	46 50	51 55	56 60	61 65	66 70	71 75	76 999	Total	Pace Speed	Number in Pace		
12:00 AM	0	1	0	27	51	24	8	0	1	1	0	0	0	0	113	26-35	78		
1:00 AM	0	0	3	15	33	15	2	0	0	0	0	0	0	0	68	27-36	48		
2:00 AM	1	0	1	9	25	15	2	0	0	0	0	0	0	0	53	31-40	40		
3:00 AM	1	0	2	4	28	14	3	0	0	0	0	0	0	0	52	31-40	41		
4:00 AM	1	2	1	22	69	56	9	0	0	0	0	0	0	0	160	31-40	124		
5:00 AM	3	1	8	36	161	139	23	2	0	0	0	0	0	0	373	31-40	300		
6:00 AM	20	12	30	124	274	208	26	1	0	0	0	0	0	0	695	31-40	482		
7:00 AM	61	28	77	232	311	199	43	2	0	0	0	0	0	0	953	26-35	543		
8:00 AM	33	30	86	250	314	147	26	3	0	0	0	0	0	0	889	26-35	563		
9:00 AM	45	20	93	272	303	97	21	0	0	0	0	0	0	0	851	26-35	575		
10:00 AM	46	26	95	255	306	114	8	1	0	0	0	0	0	0	851	26-35	561		
11:00 AM	44	35	95	277	309	128	19	0	0	0	0	0	0	0	907	26-35	585		
12:00 PM	53	30	135	310	355	145	13	0	0	0	0	0	0	0	1041	26-35	665		
1:00 PM	64	44	133	312	337	121	21	2	0	0	0	0	0	0	1034	26-35	649		
2:00 PM	67	53	142	304	349	111	7	1	0	0	0	0	0	0	1034	26-35	652		
3:00 PM	86	67	175	387	362	137	19	2	0	0	0	0	0	0	1235	26-35	749		
4:00 PM	95	66	176	345	443	139	20	0	0	0	0	0	0	0	1284	26-35	787		
5:00 PM	92	54	152	376	442	183	21	0	0	0	0	0	0	0	1320	26-35	818		
6:00 PM	53	32	137	310	378	154	17	0	0	0	0	0	0	0	1081	26-35	687		
7:00 PM	28	18	96	274	283	111	14	0	0	0	0	0	0	0	824	26-35	557		
8:00 PM	26	13	59	150	270	111	21	0	0	0	0	0	0	0	650	26-35	420		
9:00 PM	19	5	28	93	209	87	15	0	0	0	0	0	0	0	456	26-35	302		
10:00 PM	5	1	14	72	168	87	20	0	0	0	0	0	0	0	367	31-40	254		
11:00 PM	0	2	4	30	105	69	8	0	0	0	0	0	0	0	218	31-40	174		
Day Total	843	540	1742	4486	5885	2611	386	14	1	1	0	0	0	0	16509	26-35	10371		
Percent	5.1%	3.3%	10.6%	27.2%	35.6%	15.8%	2.3%	0.1%	0.0%	0.0%	0.0%	0.0%	0.0%	0.0%					
ADT 16509																			
AM Peak Volume	7:00 AM	11:00 AM	10:00 AM	11:00 AM	8:00 AM	6:00 AM	7:00 AM	8:00 AM	12:00 AM	12:00 AM							7:00 AM		
	61	35	95	277	314	208	43	3	1	1							953		
PM Peak Volume	4:00 PM	3:00 PM	4:00 PM	3:00 PM	4:00 PM	5:00 PM	1:00 PM	1:00 PM							5:00 PM				
	95	67	176	387	443	183	21	2							1320				
<i>Comments:</i>																			

LOCATION: N Madison Blvd N of Carver Dr														QC JOB #: 14473029			
SPECIFIC LOCATION: N Madison Blvd N of Carver Dr														DIRECTION: NB/SB			
CITY/STATE: Person, NC														DATE: Aug 30 2017 - Aug 31 2017			
Start Time	1 15	16 20	21 25	26 30	31 35	36 40	41 45	46 50	51 55	56 60	61 65	66 70	71 75	76 999	Total	Pace Speed	Number in Pace
Grand Total	1684	920	3139	8492	11664	5351	784	47	3	2	0	0	0	0	32086	26-35	20156
Percent	5.2%	2.9%	9.8%	26.5%	36.4%	16.7%	2.4%	0.1%	0.0%	0.0%	0.0%	0.0%	0.0%	0.0%			
Cumulative Percent	5.2%	8.1%	17.9%	44.4%	80.7%	97.4%	99.8%	100.0%	100.0%	100.0%	100.0%	100.0%	100.0%	100.0%			
ADT 16043															85th Percentile 36 MPH Mean Speed(Average): 29 MPH		
<i>Comments:</i>															Median 30 MPH Mode: 33 MPH		



LOCATION: N Madison Blvd N of Carver Dr SPECIFIC LOCATION: N Madison Blvd N of Carver Dr CITY/STATE: Person, NC														QC JOB #: 14473029 DIRECTION: NB/SB DATE: Aug 30 2017	
Start Time	Motor-cycles	Cars & Trailer	2 Axle Long	Buses	2 Axle 6 Tire	3 Axle Single	4 Axle Single	<5 Axle Double	5 Axle Double	>6 Axle Double	<6 Axle Multi	6 Axle Multi	>6 Axle Multi	Not Classified	Total
12:00 AM	0	94	13	0	3	0	0	0	1	0	0	0	0	2	113
1:00 AM	0	36	4	0	0	1	0	0	2	0	0	0	0	0	43
2:00 AM	0	32	0	0	0	1	0	0	0	0	0	0	0	1	34
3:00 AM	0	53	8	1	2	3	0	1	2	0	0	1	0	0	71
4:00 AM	1	104	18	2	1	3	0	1	2	0	0	0	0	3	135
5:00 AM	2	264	88	1	16	3	0	1	10	0	0	0	0	4	389
6:00 AM	4	470	124	6	34	9	0	1	13	0	0	0	0	10	671
7:00 AM	9	632	163	7	39	15	1	17	6	0	0	0	0	32	921
8:00 AM	11	588	150	2	41	13	0	14	22	2	1	0	1	26	871
9:00 AM	17	489	150	9	28	13	0	7	21	0	0	0	0	18	752
10:00 AM	13	526	147	8	26	9	0	7	20	1	0	0	1	24	782
11:00 AM	22	579	174	7	33	17	0	10	24	0	0	0	2	24	892
12:00 PM	15	659	168	4	33	14	4	20	17	2	0	0	0	35	971
1:00 PM	14	671	142	3	32	15	1	10	20	4	0	0	0	25	937
2:00 PM	11	672	168	6	25	10	0	15	20	3	1	0	0	34	965
3:00 PM	6	852	165	6	36	11	2	17	22	3	0	0	0	51	1171
4:00 PM	13	775	196	2	41	11	1	15	22	4	0	0	2	43	1125
5:00 PM	23	873	192	4	32	11	0	11	12	2	0	2	1	43	1206
6:00 PM	14	824	177	0	32	3	0	13	8	0	0	1	0	41	1113
7:00 PM	14	596	129	3	16	4	1	5	7	0	0	0	1	16	792
8:00 PM	11	517	110	1	19	2	0	2	4	0	0	0	0	28	694
9:00 PM	6	327	67	0	11	1	0	0	2	0	0	0	0	12	426
10:00 PM	2	252	34	0	7	1	0	1	3	0	0	0	0	2	302
11:00 PM	1	169	20	0	6	1	0	0	3	0	0	0	0	1	201
Day Total	209	11054	2607	72	513	171	10	168	263	21	2	4	8	475	15577
Percent	1.3%	71.0%	16.7%	0.5%	3.3%	1.1%	0.1%	1.1%	1.7%	0.1%	0.0%	0.0%	0.1%	3.0%	
ADT 15577															
AM Peak Volume	11:00 AM	7:00 AM	11:00 AM	9:00 AM	8:00 AM	11:00 AM	7:00 AM	7:00 AM	11:00 AM	8:00 AM	8:00 AM	3:00 AM	11:00 AM	7:00 AM	7:00 AM
PM Peak Volume	5:00 PM	5:00 PM	4:00 PM	2:00 PM	4:00 PM	1:00 PM	12:00 PM	12:00 PM	3:00 PM	1:00 PM	2:00 PM	5:00 PM	4:00 PM	3:00 PM	5:00 PM
	22	632	174	9	41	17	1	17	24	2	1	1	2	32	921
	23	873	196	6	41	15	4	20	22	4	1	2	2	51	1206

Comments:

LOCATION: N Madison Blvd N of Carver Dr SPECIFIC LOCATION: N Madison Blvd N of Carver Dr CITY/STATE: Person, NC														QC JOB #: 14473029 DIRECTION: NB/SB DATE: Aug 31 2017	
Start Time	Motor-cycles	Cars & Trailer	2 Axle Long	Buses	2 Axle 6 Tire	3 Axle Single	4 Axle Single	<5 Axle Double	5 Axle Double	>6 Axle Double	<6 Axle Multi	6 Axle Multi	>6 Axle Multi	Not Classified	Total
12:00 AM	0	97	14	0	0	1	0	0	1	0	0	0	0	0	113
1:00 AM	2	61	3	0	0	1	0	0	1	0	0	0	0	0	68
2:00 AM	0	44	6	0	0	2	0	0	0	0	0	0	0	1	53
3:00 AM	0	43	3	0	1	0	0	0	4	0	0	0	0	1	52
4:00 AM	1	123	18	2	0	5	0	1	9	0	0	0	0	1	160
5:00 AM	0	242	80	2	24	5	0	3	14	0	0	0	0	3	373
6:00 AM	5	458	132	5	41	13	1	9	12	2	0	0	1	16	695
7:00 AM	14	649	166	7	39	18	0	8	14	1	0	1	2	34	953
8:00 AM	5	636	143	1	27	10	6	12	18	2	1	0	6	22	889
9:00 AM	13	534	180	5	37	14	5	13	19	4	0	0	2	25	851
10:00 AM	9	584	154	6	33	9	4	11	13	2	0	1	3	22	851
11:00 AM	13	592	172	10	39	10	2	15	23	2	0	0	6	23	907
12:00 PM	11	694	189	1	60	12	2	12	19	3	2	0	2	34	1041
1:00 PM	12	674	191	3	58	8	6	20	17	6	0	1	6	32	1034
2:00 PM	18	704	154	7	46	15	2	13	23	4	0	1	3	44	1034
3:00 PM	18	856	203	11	40	9	4	12	23	3	2	0	4	50	1235
4:00 PM	20	922	203	7	22	17	0	17	20	1	1	0	2	52	1284
5:00 PM	22	945	216	1	39	14	1	10	16	1	0	0	1	54	1320
6:00 PM	15	797	178	0	25	8	3	16	11	0	0	0	2	26	1081
7:00 PM	3	625	139	0	25	3	1	4	5	1	0	0	0	18	824
8:00 PM	6	493	111	0	13	3	0	3	5	0	0	0	0	16	650
9:00 PM	2	349	78	0	11	1	0	2	1	1	0	0	0	11	456
10:00 PM	1	314	43	0	4	1	0	2	0	0	0	0	0	2	367
11:00 PM	0	184	24	0	5	0	0	2	2	0	0	0	1	0	218
Day Total	190	11620	2800	68	589	179	37	185	270	33	6	4	41	487	16509
Percent	1.2%	70.4%	17.0%	0.4%	3.6%	1.1%	0.2%	1.1%	1.6%	0.2%	0.0%	0.0%	0.2%	2.9%	
ADT 16509															
AM Peak Volume	7:00 AM	7:00 AM	9:00 AM	11:00 AM	6:00 AM	7:00 AM	8:00 AM	11:00 AM	11:00 AM	9:00 AM	8:00 AM	7:00 AM	8:00 AM	7:00 AM	7:00 AM
	14	649	180	10	41	18	6	15	23	4	1	1	6	34	953
PM Peak Volume	5:00 PM	5:00 PM	5:00 PM	3:00 PM	12:00 PM	4:00 PM	1:00 PM	1:00 PM	2:00 PM	1:00 PM	12:00 PM	1:00 PM	1:00 PM	5:00 PM	5:00 PM
	22	945	216	11	60	17	6	20	23	6	2	1	6	54	1320
<i>Comments:</i>															

LOCATION: N Madison Blvd N of Carver Dr													QC JOB #: 14473029		
SPECIFIC LOCATION: N Madison Blvd N of Carver Dr													DIRECTION: NB/SB		
CITY/STATE: Person, NC													DATE: Aug 30 2017 - Aug 31 2017		
Start Time	Motor-cycles	Cars & Trailer	2 Axle Long	Buses	2 Axle 6 Tire	3 Axle Single	4 Axle Single	<5 Axle Double	5 Axle Double	>6 Axle Double	<6 Axle Multi	6 Axle Multi	>6 Axle Multi	Not Classified	Total
Grand Total	399	22674	5407	140	1102	350	47	353	533	54	8	8	49	962	32086
Percent	1.2%	70.7%	16.9%	0.4%	3.4%	1.1%	0.1%	1.1%	1.7%	0.2%	0.0%	0.0%	0.2%	3.0%	
ADT 16043															
<i>Comments:</i>															



LOCATION: N Madison Blvd N of Carver Dr SPECIFIC LOCATION: N Madison Blvd N of Carver Dr CITY/STATE: Person, NC						QC JOB #: 14473029 DIRECTION: NB/SB DATE: Aug 30 2017 - Aug 31 2017				
Start Time	Mon	Tue	Wed 30-Aug-17	Thu 31-Aug-17	Fri	Average Weekday Hourly Traffic	Sat	Sun	Average Week Hourly Traffic	Average Week Profile
12:00 AM			113	113		113			113	
1:00 AM			43	68		56			56	
2:00 AM			34	53		44			44	
3:00 AM			71	52		62			62	
4:00 AM			135	160		148			148	
5:00 AM			389	373		381			381	
6:00 AM			671	695		683			683	
7:00 AM			921	953		937			937	
8:00 AM			871	889		880			880	
9:00 AM			752	851		802			802	
10:00 AM			782	851		817			817	
11:00 AM			892	907		900			900	
12:00 PM			971	1041		1006			1006	
1:00 PM			937	1034		986			986	
2:00 PM			965	1034		1000			1000	
3:00 PM			1171	1235		1203			1203	
4:00 PM			1125	1284		1205			1205	
5:00 PM			1206	1320		1263			1263	
6:00 PM			1113	1081		1097			1097	
7:00 PM			792	824		808			808	
8:00 PM			694	650		672			672	
9:00 PM			426	456		441			441	
10:00 PM			302	367		335			335	
11:00 PM			201	218		210			210	
Day Total			15577	16509		16049			16049	
% Weekday Average			97.1%	102.9%						
% Week Average			97.1%	102.9%		100.0%				
AM Peak			7:00 AM	7:00 AM		7:00 AM			7:00 AM	
Volume			921	953		937			937	
PM Peak			5:00 PM	5:00 PM		5:00 PM			5:00 PM	
Volume			1206	1320		1263			1263	
<i>Comments:</i>										

LOCATION: N Madison Blvd N of Carver Dr **QC JOB #:** 14473029
SPECIFIC LOCATION: N Madison Blvd N of Carver Dr **DIRECTION:** SB
CITY/STATE: Person, NC **DATE:** Aug 30 2017

Start Time	15	20	25	30	35	40	45	50	55	60	65	70	75	999	Total	Pace Speed	Number in Pace	
12:00 AM	1	0	0	9	18	2	1	0	0	0	0	0	0	0	31	26-35	27	
1:00 AM	0	0	1	2	7	5	0	0	0	1	0	0	0	0	16	31-40	12	
2:00 AM	1	0	0	2	5	4	1	0	0	0	0	0	0	0	13	31-40	9	
3:00 AM	0	0	1	5	22	11	2	0	0	0	0	0	0	0	41	31-40	33	
4:00 AM	3	0	2	11	48	31	6	2	0	0	0	0	0	0	103	31-40	78	
5:00 AM	3	2	5	19	121	93	14	1	0	0	0	0	0	0	258	31-40	214	
6:00 AM	11	0	12	79	191	146	11	1	0	0	0	0	0	0	451	31-40	337	
7:00 AM	43	18	62	125	206	85	7	1	0	0	0	0	0	0	547	26-35	331	
8:00 AM	32	16	36	131	186	92	13	0	0	0	0	0	0	0	506	26-35	317	
9:00 AM	24	12	53	144	144	33	4	0	0	0	0	0	0	0	414	26-35	288	
10:00 AM	30	19	82	131	120	24	4	0	0	0	0	0	0	0	410	26-35	251	
11:00 AM	42	16	67	152	131	45	1	0	0	0	0	0	0	0	454	26-35	283	
12:00 PM	53	32	69	179	143	34	1	0	0	0	0	0	0	0	511	26-35	322	
1:00 PM	45	30	85	163	116	28	3	0	0	0	0	0	0	0	470	26-35	279	
2:00 PM	43	25	81	155	170	30	2	1	0	0	0	0	0	0	507	26-35	325	
3:00 PM	73	43	94	185	173	38	4	0	1	0	0	0	0	0	611	26-35	358	
4:00 PM	59	32	59	158	184	38	2	1	0	0	0	0	0	0	533	26-35	341	
5:00 PM	63	34	92	161	147	53	4	1	0	0	0	0	0	0	555	26-35	307	
6:00 PM	56	32	78	155	161	39	6	0	0	0	0	0	0	0	527	26-35	316	
7:00 PM	36	11	48	110	109	32	6	0	0	0	0	0	0	0	352	26-35	219	
8:00 PM	47	8	36	103	116	26	1	0	0	0	0	0	0	0	337	26-35	218	
9:00 PM	17	6	14	56	86	27	3	0	0	0	0	0	0	0	209	26-35	141	
10:00 PM	6	1	3	24	81	51	2	1	0	0	0	0	0	0	169	31-40	131	
11:00 PM	1	1	3	19	32	13	2	0	0	0	0	0	0	0	71	26-35	51	
Day Total	689	338	983	2278	2717	980	100	9	1	1	0	0	0	0	8096	26-35	4994	
Percent	8.5%	4.2%	12.1%	28.1%	33.6%	12.1%	1.2%	0.1%	0.0%	0.0%	0.0%	0.0%	0.0%	0.0%				
ADT 8096																		
AM Peak Volume	7:00 AM	10:00 AM	10:00 AM	11:00 AM	7:00 AM	6:00 AM	5:00 AM	4:00 AM	1:00 AM						7:00 AM			
PM Peak Volume	3:00 PM	3:00 PM	3:00 PM	3:00 PM	4:00 PM	5:00 PM	6:00 PM	2:00 PM	3:00 PM							3:00 PM		

Comments:

LOCATION: N Madison Blvd N of Carver Dr SPECIFIC LOCATION: N Madison Blvd N of Carver Dr CITY/STATE: Person, NC															QC JOB #: 14473029 DIRECTION: SB DATE: Aug 31 2017			
Start Time	1 15	16 20	21 25	26 30	31 35	36 40	41 45	46 50	51 55	56 60	61 65	66 70	71 75	76 999	Total	Pace Speed	Number in Pace	
12:00 AM	0	0	0	14	15	3	2	0	0	0	0	0	0	0	34	26-35	29	
1:00 AM	0	0	2	7	12	2	0	0	0	0	0	0	0	0	23	26-35	18	
2:00 AM	1	0	1	1	12	4	0	0	0	0	0	0	0	0	19	31-40	16	
3:00 AM	1	0	0	2	15	5	0	0	0	0	0	0	0	0	23	31-40	20	
4:00 AM	1	1	1	16	50	42	5	0	0	0	0	0	0	0	116	31-40	92	
5:00 AM	3	1	6	25	114	93	10	1	0	0	0	0	0	0	253	31-40	207	
6:00 AM	17	12	26	95	196	124	15	0	0	0	0	0	0	0	485	31-40	319	
7:00 AM	53	23	59	153	170	80	10	0	0	0	0	0	0	0	548	26-35	323	
8:00 AM	24	25	70	149	179	54	9	1	0	0	0	0	0	0	511	26-35	327	
9:00 AM	36	17	63	165	139	43	6	0	0	0	0	0	0	0	469	26-35	304	
10:00 AM	37	21	71	152	158	39	1	0	0	0	0	0	0	0	479	26-35	310	
11:00 AM	39	31	66	134	145	45	3	0	0	0	0	0	0	0	463	26-35	279	
12:00 PM	44	27	105	174	148	50	3	0	0	0	0	0	0	0	551	26-35	322	
1:00 PM	52	43	89	178	142	35	5	0	0	0	0	0	0	0	544	26-35	319	
2:00 PM	52	48	106	159	144	36	2	0	0	0	0	0	0	0	547	26-35	303	
3:00 PM	77	59	127	213	155	36	2	1	0	0	0	0	0	0	670	26-35	368	
4:00 PM	77	58	138	177	158	27	3	0	0	0	0	0	0	0	638	26-35	335	
5:00 PM	63	41	94	200	167	48	3	0	0	0	0	0	0	0	616	26-35	366	
6:00 PM	43	28	98	169	159	39	4	0	0	0	0	0	0	0	540	26-35	327	
7:00 PM	22	17	69	142	102	29	2	0	0	0	0	0	0	0	383	26-35	243	
8:00 PM	18	10	35	85	111	18	3	0	0	0	0	0	0	0	280	26-35	195	
9:00 PM	16	4	18	48	91	21	7	0	0	0	0	0	0	0	205	26-35	138	
10:00 PM	5	1	9	45	86	30	9	0	0	0	0	0	0	0	185	26-35	131	
11:00 PM	0	2	3	16	38	19	0	0	0	0	0	0	0	0	78	31-40	56	
Day Total	681	469	1256	2519	2706	922	104	3	0	0	0	0	0	0	8660	26-35	5225	
Percent	7.9%	5.4%	14.5%	29.1%	31.2%	10.6%	1.2%	0.0%	0.0%	0.0%	0.0%	0.0%	0.0%	0.0%				
ADT 8660																		
AM Peak Volume	7:00 AM	11:00 AM	10:00 AM	9:00 AM	6:00 AM	6:00 AM	6:00 AM	5:00 AM								7:00 AM		
	53	31	71	165	196	124	15	1								548		
PM Peak Volume	3:00 PM	3:00 PM	4:00 PM	3:00 PM	5:00 PM	12:00 PM	10:00 PM	3:00 PM								3:00 PM		
	77	59	138	213	167	50	9	1								670		
<i>Comments:</i>																		

LOCATION: N Madison Blvd N of Carver Dr														QC JOB #: 14473029			
SPECIFIC LOCATION: N Madison Blvd N of Carver Dr														DIRECTION: SB			
CITY/STATE: Person, NC														DATE: Aug 30 2017 - Aug 31 2017			
Start Time	1 15	16 20	21 25	26 30	31 35	36 40	41 45	46 50	51 55	56 60	61 65	66 70	71 75	76 999	Total	Pace Speed	Number in Pace
Grand Total	1370	807	2239	4797	5423	1902	204	12	1	1	0	0	0	0	16756	26-35	10220
Percent	8.2%	4.8%	13.4%	28.6%	32.4%	11.4%	1.2%	0.1%	0.0%	0.0%	0.0%	0.0%	0.0%	0.0%			
Cumulative Percent	8.2%	13.0%	26.4%	55.0%	87.3%	98.7%	99.9%	100.0%	100.0%	100.0%	100.0%	100.0%	100.0%	100.0%			
ADT 8378															85th Percentile 34 MPH Mean Speed(Average) 27 MPH Median 29 MPH Mode 33 MPH		
<i>Comments:</i>																	



LOCATION: N Madison Blvd N of Carver Dr SPECIFIC LOCATION: N Madison Blvd N of Carver Dr CITY/STATE: Person, NC														QC JOB #: 14473029 DIRECTION: SB DATE: Aug 30 2017	
Start Time	Motor-cycles	Cars & Trailer	2 Axle Long	Buses	2 Axle 6 Tire	3 Axle Single	4 Axle Single	<5 Axle Double	5 Axle Double	>6 Axle Double	<6 Axle Multi	6 Axle Multi	>6 Axle Multi	Not Classified	Total
12:00 AM	0	26	4	0	0	0	0	0	0	0	0	0	0	1	31
1:00 AM	0	14	1	0	0	0	0	0	1	0	0	0	0	0	16
2:00 AM	0	12	0	0	0	0	0	0	0	0	0	0	0	1	13
3:00 AM	0	31	6	0	0	3	0	0	1	0	0	0	0	0	41
4:00 AM	1	79	14	1	1	2	0	1	1	0	0	0	0	3	103
5:00 AM	2	179	54	0	10	2	0	1	8	0	0	0	0	2	258
6:00 AM	1	334	76	2	17	7	0	0	5	0	0	0	0	9	451
7:00 AM	8	377	98	2	17	9	1	8	3	0	0	0	0	24	547
8:00 AM	8	357	69	2	23	9	0	4	10	2	1	0	0	21	506
9:00 AM	9	280	78	3	10	7	0	4	13	0	0	0	0	10	414
10:00 AM	8	280	74	5	12	4	0	4	10	1	0	0	0	12	410
11:00 AM	8	296	89	2	22	10	0	5	9	0	0	0	1	12	454
12:00 PM	9	342	87	3	18	8	2	8	6	1	0	0	0	27	511
1:00 PM	7	333	71	2	16	6	1	4	8	3	0	0	0	19	470
2:00 PM	3	353	91	2	14	7	0	7	8	1	0	0	0	21	507
3:00 PM	4	447	78	3	22	3	1	7	6	1	0	0	0	39	611
4:00 PM	8	350	107	2	19	4	1	6	9	2	0	0	0	25	533
5:00 PM	12	392	77	4	20	7	0	5	6	1	0	0	0	31	555
6:00 PM	11	374	85	0	13	2	0	5	5	0	0	1	0	31	527
7:00 PM	6	270	50	0	6	1	1	3	5	0	0	0	0	10	352
8:00 PM	4	250	53	0	9	1	0	0	2	0	0	0	0	18	337
9:00 PM	3	154	36	0	5	1	0	0	2	0	0	0	0	8	209
10:00 PM	2	139	17	0	4	1	0	1	3	0	0	0	0	2	169
11:00 PM	0	59	7	0	1	1	0	0	2	0	0	0	0	1	71
Day Total	114	5728	1322	33	259	95	7	73	123	12	1	1	1	327	8096
Percent	1.4%	70.8%	16.3%	0.4%	3.2%	1.2%	0.1%	0.9%	1.5%	0.1%	0.0%	0.0%	0.0%	4.0%	
ADT 8096															
AM Peak Volume	9:00 AM	7:00 AM	7:00 AM	10:00 AM	8:00 AM	11:00 AM	7:00 AM	7:00 AM	9:00 AM	8:00 AM	8:00 AM		11:00 AM	7:00 AM	7:00 AM
PM Peak Volume	5:00 PM	3:00 PM	4:00 PM	5:00 PM	3:00 PM	12:00 PM	12:00 PM	12:00 PM	4:00 PM	1:00 PM		6:00 PM		3:00 PM	3:00 PM
	9	377	98	5	23	10	1	8	13	2	1		1	24	547
	12	447	107	4	22	8	2	8	9	3		1		39	611

Comments:

LOCATION: N Madison Blvd N of Carver Dr SPECIFIC LOCATION: N Madison Blvd N of Carver Dr CITY/STATE: Person, NC														QC JOB #: 14473029 DIRECTION: SB DATE: Aug 31 2017	
Start Time	Motor-cycles	Cars & Trailer	2 Axle Long	Buses	2 Axle 6 Tire	3 Axle Single	4 Axle Single	<5 Axle Double	5 Axle Double	>6 Axle Double	<6 Axle Multi	6 Axle Multi	>6 Axle Multi	Not Classified	Total
12:00 AM	0	30	2	0	0	1	0	0	1	0	0	0	0	0	34
1:00 AM	1	20	1	0	0	0	0	0	1	0	0	0	0	0	23
2:00 AM	0	15	2	0	0	1	0	0	0	0	0	0	0	1	19
3:00 AM	0	19	2	0	1	0	0	0	0	0	0	0	0	1	23
4:00 AM	1	91	13	0	0	5	0	0	5	0	0	0	0	1	116
5:00 AM	0	171	47	1	15	5	0	3	8	0	0	0	0	3	253
6:00 AM	5	339	81	2	25	7	1	6	6	0	0	0	0	13	485
7:00 AM	5	380	96	4	19	8	0	2	6	1	0	0	0	27	548
8:00 AM	2	381	77	1	14	6	1	3	11	1	1	0	1	12	511
9:00 AM	6	301	98	2	20	8	1	5	11	0	0	0	0	17	469
10:00 AM	5	339	79	4	16	6	0	6	9	1	0	0	0	14	479
11:00 AM	7	295	88	5	21	5	1	9	10	2	0	0	0	20	463
12:00 PM	6	371	98	0	32	5	0	4	9	0	0	0	0	26	551
1:00 PM	10	361	95	2	30	5	2	6	8	2	0	1	1	21	544
2:00 PM	13	363	84	2	26	7	1	7	12	1	0	1	2	28	547
3:00 PM	14	465	97	6	25	2	0	8	8	1	1	0	1	42	670
4:00 PM	16	456	97	3	8	12	0	5	6	0	1	0	0	34	638
5:00 PM	9	439	102	1	22	6	1	2	8	0	0	0	0	26	616
6:00 PM	9	384	95	0	12	7	2	9	6	0	0	0	1	15	540
7:00 PM	2	286	65	0	14	2	0	1	1	0	0	0	0	12	383
8:00 PM	5	206	45	0	5	3	0	2	4	0	0	0	0	10	280
9:00 PM	0	165	27	0	4	0	0	0	0	0	0	0	0	9	205
10:00 PM	1	161	19	0	1	1	0	0	0	0	0	0	0	2	185
11:00 PM	0	61	10	0	3	0	0	2	2	0	0	0	0	0	78
Day Total	117	6099	1420	33	313	102	10	80	132	9	3	2	6	334	8660
Percent	1.4%	70.4%	16.4%	0.4%	3.6%	1.2%	0.1%	0.9%	1.5%	0.1%	0.0%	0.0%	0.1%	3.9%	
ADT 8660															
AM Peak Volume	11:00 AM	8:00 AM	9:00 AM	11:00 AM	6:00 AM	7:00 AM	6:00 AM	11:00 AM	8:00 AM	11:00 AM	8:00 AM		8:00 AM	7:00 AM	7:00 AM
PM Peak Volume	4:00 PM	3:00 PM	5:00 PM	3:00 PM	12:00 PM	4:00 PM	1:00 PM	6:00 PM	2:00 PM	1:00 PM	3:00 PM	1:00 PM	2:00 PM	3:00 PM	3:00 PM

Comments:

LOCATION: N Madison Blvd N of Carver Dr													QC JOB #: 14473029		
SPECIFIC LOCATION: N Madison Blvd N of Carver Dr													DIRECTION: SB		
CITY/STATE: Person, NC													DATE: Aug 30 2017 - Aug 31 2017		
Start Time	Motor-cycles	Cars & Trailer	2 Axle Long	Buses	2 Axle 6 Tire	3 Axle Single	4 Axle Single	<5 Axle Double	5 Axle Double	>6 Axle Double	<6 Axle Multi	6 Axle Multi	>6 Axle Multi	Not Classified	Total
Grand Total	231	11827	2742	66	572	197	17	153	255	21	4	3	7	661	16756
Percent	1.4%	70.6%	16.4%	0.4%	3.4%	1.2%	0.1%	0.9%	1.5%	0.1%	0.0%	0.0%	0.0%	3.9%	
ADT 8378															
<i>Comments:</i>															



LOCATION: N Madison Blvd N of Carver Dr SPECIFIC LOCATION: N Madison Blvd N of Carver Dr CITY/STATE: Person, NC						QC JOB #: 14473029 DIRECTION: SB DATE: Aug 30 2017 - Aug 31 2017				
Start Time	Mon	Tue	Wed 30-Aug-17	Thu 31-Aug-17	Fri	Average Weekday Hourly Traffic	Sat	Sun	Average Week Hourly Traffic	Average Week Profile
12:00 AM			31	34		33			33	
1:00 AM			16	23		20			20	
2:00 AM			13	19		16			16	
3:00 AM			41	23		32			32	
4:00 AM			103	116		110			110	
5:00 AM			258	253		256			256	
6:00 AM			451	485		468			468	
7:00 AM			547	548		548			548	
8:00 AM			506	511		509			509	
9:00 AM			414	469		442			442	
10:00 AM			410	479		445			445	
11:00 AM			454	463		459			459	
12:00 PM			511	551		531			531	
1:00 PM			470	544		507			507	
2:00 PM			507	547		527			527	
3:00 PM			611	670		641			641	
4:00 PM			533	638		586			586	
5:00 PM			555	616		586			586	
6:00 PM			527	540		534			534	
7:00 PM			352	383		368			368	
8:00 PM			337	280		309			309	
9:00 PM			209	205		207			207	
10:00 PM			169	185		177			177	
11:00 PM			71	78		75			75	
Day Total			8096	8660		8386			8386	
% Weekday Average			96.5%	103.3%						
% Week Average			96.5%	103.3%		100.0%				
AM Peak Volume			7:00 AM 547	7:00 AM 548		7:00 AM 548			7:00 AM 548	
PM Peak Volume			3:00 PM 611	3:00 PM 670		3:00 PM 641			3:00 PM 641	
<i>Comments:</i>										

LOCATION: Boston Rd N of Madison Blvd SPECIFIC LOCATION: Boston Rd N of Madison Blvd CITY/STATE: Roxboro, NC															QC JOB #: 14473030 DIRECTION: NB DATE: Aug 30 2017			
Start Time	1 15	16 20	21 25	26 30	31 35	36 40	41 45	46 50	51 55	56 60	61 65	66 70	71 75	76 999	Total	Pace Speed	Number in Pace	
12:00 AM	1	2	2	6	18	11	1	0	0	0	0	0	0	0	41	31-40	29	
1:00 AM	0	0	1	1	9	4	0	0	0	0	0	0	0	0	15	31-40	13	
2:00 AM	0	0	0	2	9	4	0	0	0	0	0	0	0	0	15	31-40	13	
3:00 AM	1	0	0	4	5	7	0	0	0	0	0	0	0	0	17	31-40	11	
4:00 AM	0	0	0	3	7	6	4	1	0	0	0	0	0	0	21	32-41	12	
5:00 AM	4	1	0	7	26	21	3	1	0	0	0	0	0	0	63	31-40	47	
6:00 AM	8	2	0	19	58	34	5	0	0	0	0	0	0	0	126	31-40	92	
7:00 AM	15	3	1	24	89	83	17	1	0	0	0	0	0	0	233	31-40	172	
8:00 AM	19	9	10	17	88	68	7	1	0	0	0	0	0	0	219	31-40	156	
9:00 AM	31	13	10	36	75	34	3	0	0	0	0	0	0	0	202	26-35	111	
10:00 AM	25	9	10	40	66	40	4	0	0	0	0	0	0	0	194	28-37	106	
11:00 AM	33	4	11	49	98	46	7	0	0	0	0	0	0	0	248	26-35	147	
12:00 PM	47	16	20	66	102	47	3	0	0	0	0	0	0	0	301	26-35	168	
1:00 PM	37	18	13	72	98	25	3	0	0	0	0	0	0	0	266	26-35	170	
2:00 PM	17	12	14	43	117	55	3	0	0	0	0	0	0	0	261	31-40	172	
3:00 PM	39	25	19	52	133	74	6	0	0	0	0	0	0	0	348	31-40	207	
4:00 PM	57	34	13	57	165	66	1	0	0	0	0	0	0	0	393	31-40	230	
5:00 PM	33	14	7	52	158	101	10	1	0	0	0	0	0	0	376	31-40	259	
6:00 PM	27	17	12	52	132	87	12	0	0	0	0	0	0	0	339	31-40	218	
7:00 PM	18	6	2	38	103	58	11	0	0	0	0	0	0	0	236	31-40	161	
8:00 PM	11	4	6	50	91	49	4	0	0	0	0	0	0	0	215	31-40	140	
9:00 PM	3	0	1	14	61	44	1	0	0	0	0	0	0	0	124	31-40	105	
10:00 PM	5	0	0	12	44	16	4	0	0	0	0	0	0	0	81	31-40	60	
11:00 PM	2	0	3	8	34	15	4	0	0	0	0	0	0	0	66	31-40	49	
Day Total	433	189	155	724	1786	995	113	5	0	0	0	0	0	0	4400	31-40	2781	
Percent	9.8%	4.3%	3.5%	16.5%	40.6%	22.6%	2.6%	0.1%	0.0%	0.0%	0.0%	0.0%	0.0%	0.0%				
ADT 4400																		
AM Peak	11:00 AM	9:00 AM	11:00 AM	11:00 AM	11:00 AM	7:00 AM	7:00 AM	4:00 AM								11:00 AM		
Volume	33	13	11	49	98	83	17	1								248		
PM Peak	4:00 PM	4:00 PM	12:00 PM	1:00 PM	4:00 PM	5:00 PM	6:00 PM	5:00 PM								4:00 PM		
Volume	57	34	20	72	165	101	12	1								393		
<i>Comments:</i>																		

LOCATION: Boston Rd N of Madison Blvd SPECIFIC LOCATION: Boston Rd N of Madison Blvd CITY/STATE: Roxboro, NC															QC JOB #: 14473030 DIRECTION: NB DATE: Aug 31 2017			
Start Time	1 15	16 20	21 25	26 30	31 35	36 40	41 45	46 50	51 55	56 60	61 65	66 70	71 75	76 999	Total	Pace Speed	Number in Pace	
12:00 AM	0	0	0	4	22	10	3	1	0	0	0	0	0	0	40	31-40	32	
1:00 AM	1	0	1	2	16	5	1	0	0	0	0	0	0	0	26	31-40	21	
2:00 AM	0	0	0	2	8	10	0	0	0	0	0	0	0	0	20	31-40	18	
3:00 AM	0	0	0	3	8	5	0	0	0	0	0	0	0	0	16	31-40	13	
4:00 AM	1	0	0	2	9	3	2	1	0	0	0	0	0	0	18	31-40	12	
5:00 AM	0	1	1	7	27	24	3	0	0	0	0	0	0	0	63	31-40	50	
6:00 AM	4	1	3	17	55	33	10	0	0	0	0	0	0	0	123	31-40	87	
7:00 AM	15	0	4	38	79	79	13	2	0	0	0	0	0	0	230	31-40	158	
8:00 AM	20	8	9	48	76	52	8	0	0	0	0	0	0	0	221	31-40	128	
9:00 AM	23	7	19	56	82	31	4	0	0	0	0	0	0	0	222	26-35	138	
10:00 AM	19	5	6	41	86	38	5	0	0	0	0	0	0	0	200	26-35	127	
11:00 AM	42	13	16	57	96	47	12	0	0	0	0	0	0	0	283	26-35	152	
12:00 PM	43	13	10	32	122	53	8	0	0	0	0	0	0	0	281	31-40	175	
1:00 PM	27	10	13	65	114	52	7	2	0	0	0	0	0	0	290	26-35	179	
2:00 PM	35	17	16	54	99	49	6	0	0	0	0	0	0	0	276	26-35	153	
3:00 PM	37	13	36	100	126	46	2	0	0	0	0	0	0	0	360	26-35	225	
4:00 PM	46	14	20	65	127	56	9	1	0	0	0	0	0	0	338	26-35	191	
5:00 PM	29	19	15	82	164	60	5	0	0	0	0	0	0	0	374	26-35	246	
6:00 PM	38	11	15	53	123	74	4	2	0	0	0	0	0	0	320	31-40	197	
7:00 PM	10	1	2	28	117	55	11	0	0	0	0	0	0	0	224	31-40	172	
8:00 PM	7	0	5	23	94	50	5	0	0	0	0	0	0	0	184	31-40	144	
9:00 PM	2	1	0	21	63	44	7	1	0	0	0	0	0	0	139	31-40	107	
10:00 PM	1	0	1	12	54	33	3	0	0	0	0	0	0	0	104	31-40	86	
11:00 PM	0	0	1	6	30	25	7	0	0	0	0	0	0	0	69	31-40	55	
Day Total	400	134	193	818	1797	934	135	10	0	0	0	0	0	0	4421	31-40	2731	
Percent	9.0%	3.0%	4.4%	18.5%	40.6%	21.1%	3.1%	0.2%	0.0%	0.0%	0.0%	0.0%	0.0%	0.0%				
ADT 4421																		
AM Peak Volume	11:00 AM	11:00 AM	9:00 AM	11:00 AM	11:00 AM	7:00 AM	7:00 AM	7:00 AM								11:00 AM		
	42	13	19	57	96	79	13	2								283		
PM Peak Volume	4:00 PM	5:00 PM	3:00 PM	3:00 PM	5:00 PM	6:00 PM	7:00 PM	1:00 PM								5:00 PM		
	46	19	36	100	164	74	11	2								374		
<i>Comments:</i>																		

LOCATION: Boston Rd N of Madison Blvd														QC JOB #: 14473030			
SPECIFIC LOCATION: Boston Rd N of Madison Blvd														DIRECTION: NB			
CITY/STATE: Roxboro, NC														DATE: Aug 30 2017 - Aug 31 2017			
Start Time	1 15	16 20	21 25	26 30	31 35	36 40	41 45	46 50	51 55	56 60	61 65	66 70	71 75	76 999	Total	Pace Speed	Number in Pace
Grand Total	833	323	348	1542	3583	1929	248	15	0	0	0	0	0	0	8821	31-40	5511
Percent	9.4%	3.7%	3.9%	17.5%	40.6%	21.9%	2.8%	0.2%	0.0%	0.0%	0.0%	0.0%	0.0%	0.0%			
Cumulative Percent	9.4%	13.1%	17.1%	34.5%	75.2%	97.0%	99.8%	100.0%	100.0%	100.0%	100.0%	100.0%	100.0%	100.0%			
ADT 4410															85th Percentile 37 MPH Mean Speed(Average): 29 MPH Median 31 MPH Mode: 33 MPH		
<i>Comments:</i>																	



LOCATION: Boston Rd N of Madison Blvd SPECIFIC LOCATION: Boston Rd N of Madison Blvd CITY/STATE: Roxboro, NC														QC JOB #: 14473030 DIRECTION: NB DATE: Aug 30 2017	
Start Time	Motor-cycles	Cars & Trailer	2 Axle Long	Buses	2 Axle 6 Tire	3 Axle Single	4 Axle Single	<5 Axle Double	5 Axle Double	>6 Axle Double	<6 Axle Multi	6 Axle Multi	>6 Axle Multi	Not Classified	Total
12:00 AM	0	33	5	0	2	0	0	0	0	0	0	0	0	1	41
1:00 AM	0	12	2	0	1	0	0	0	0	0	0	0	0	0	15
2:00 AM	0	14	0	0	1	0	0	0	0	0	0	0	0	0	15
3:00 AM	0	13	1	0	1	0	0	0	0	0	1	0	0	1	17
4:00 AM	0	17	3	0	1	0	0	0	0	0	0	0	0	0	21
5:00 AM	0	43	13	0	4	0	0	0	0	0	0	0	0	3	63
6:00 AM	0	76	29	1	8	1	0	4	0	0	0	0	0	7	126
7:00 AM	0	155	37	5	16	0	0	5	0	0	0	0	0	15	233
8:00 AM	0	150	47	0	6	0	0	9	0	0	0	0	0	7	219
9:00 AM	1	133	41	1	8	0	0	6	0	0	0	0	0	12	202
10:00 AM	0	129	33	1	13	0	0	4	0	0	0	0	0	14	194
11:00 AM	0	164	46	4	5	1	0	9	0	0	0	0	0	19	248
12:00 PM	0	198	59	0	10	0	0	8	0	0	0	0	0	26	301
1:00 PM	3	177	49	1	9	2	0	7	0	0	0	0	0	18	266
2:00 PM	0	178	55	2	10	0	0	5	0	0	0	0	0	11	261
3:00 PM	2	257	40	5	11	1	0	7	0	0	0	0	0	25	348
4:00 PM	1	283	63	0	15	0	0	10	0	0	0	0	0	21	393
5:00 PM	0	297	52	0	6	0	0	3	0	0	0	0	0	18	376
6:00 PM	1	284	32	0	7	0	0	1	0	0	0	0	0	14	339
7:00 PM	0	193	30	0	2	0	0	1	0	0	0	0	0	10	236
8:00 PM	0	170	31	0	5	0	0	2	0	0	0	0	0	7	215
9:00 PM	0	104	14	0	3	0	0	0	0	0	0	0	0	3	124
10:00 PM	0	69	7	0	0	0	0	0	0	0	0	0	0	5	81
11:00 PM	0	52	9	0	3	0	0	0	0	0	0	0	0	2	66
Day Total	8	3201	698	20	147	5	0	81	0	0	1	0	0	239	4400
Percent	0.2%	72.8%	15.9%	0.5%	3.3%	0.1%	0.0%	1.8%	0.0%	0.0%	0.0%	0.0%	0.0%	5.4%	
ADT 4400															
AM Peak	9:00 AM	11:00 AM	8:00 AM	7:00 AM	7:00 AM	6:00 AM		8:00 AM			3:00 AM			11:00 AM	11:00 AM
Volume	1	164	47	5	16	1		9			1			19	248
PM Peak	1:00 PM	5:00 PM	4:00 PM	3:00 PM	4:00 PM	1:00 PM		4:00 PM						12:00 PM	4:00 PM
Volume	3	297	63	5	15	2		10						26	393
<i>Comments:</i>															

LOCATION: Boston Rd N of Madison Blvd SPECIFIC LOCATION: Boston Rd N of Madison Blvd CITY/STATE: Roxboro, NC														QC JOB #: 14473030 DIRECTION: NB DATE: Aug 31 2017		
Start Time	Motor-cycles	Cars & Trailer	2 Axle Long	Buses	2 Axle 6 Tire	3 Axle Single	4 Axle Single	<5 Axle Double	5 Axle Double	>6 Axle Double	<6 Axle Multi	6 Axle Multi	>6 Axle Multi	Not Classified	Total	
12:00 AM	0	32	7	0	1	0	0	0	0	0	0	0	0	0	40	
1:00 AM	0	21	3	0	1	0	0	0	0	0	0	0	0	1	26	
2:00 AM	0	19	0	0	1	0	0	0	0	0	0	0	0	0	20	
3:00 AM	0	14	2	0	0	0	0	0	0	0	0	0	0	0	16	
4:00 AM	0	13	2	0	1	0	0	1	0	0	0	0	0	1	18	
5:00 AM	0	42	15	0	4	0	0	2	0	0	0	0	0	0	63	
6:00 AM	0	72	27	1	15	0	0	4	0	0	0	0	0	4	123	
7:00 AM	1	155	37	4	11	0	0	9	0	0	0	0	0	13	230	
8:00 AM	0	162	37	1	8	0	0	4	0	0	0	0	0	9	221	
9:00 AM	0	142	53	1	8	2	0	4	0	0	0	0	0	12	222	
10:00 AM	0	132	44	3	8	0	1	4	0	0	0	0	0	8	200	
11:00 AM	0	200	40	1	16	0	0	6	0	0	0	0	0	20	283	
12:00 PM	1	187	48	0	17	1	0	9	0	0	0	0	0	18	281	
1:00 PM	1	194	55	4	20	0	0	8	0	0	0	0	0	8	290	
2:00 PM	1	203	43	3	9	1	0	6	0	0	0	0	0	10	276	
3:00 PM	0	255	60	5	11	0	0	8	0	0	0	0	0	21	360	
4:00 PM	1	246	57	1	6	0	0	8	0	0	0	0	0	19	338	
5:00 PM	0	291	56	1	4	1	0	3	0	0	0	0	0	18	374	
6:00 PM	0	253	45	0	7	0	0	0	0	0	0	0	0	15	320	
7:00 PM	0	179	31	0	5	0	0	2	0	0	0	0	0	7	224	
8:00 PM	0	152	24	0	4	0	0	0	0	0	0	0	0	4	184	
9:00 PM	0	108	26	0	2	0	0	1	0	0	0	0	0	2	139	
10:00 PM	0	90	9	0	3	0	0	1	0	0	0	0	0	1	104	
11:00 PM	0	64	5	0	0	0	0	0	0	0	0	0	0	0	69	
Day Total	5	3226	726	25	162	5	1	80	0	0	0	0	0	191	4421	
Percent	0.1%	73.0%	16.4%	0.6%	3.7%	0.1%	0.0%	1.8%	0.0%	0.0%	0.0%	0.0%	0.0%	4.3%		
ADT 4421																
AM Peak	7:00 AM	11:00 AM	9:00 AM	7:00 AM	11:00 AM	9:00 AM	10:00 AM	7:00 AM							11:00 AM	11:00 AM
Volume	1	200	53	4	16	2	1	9							20	283
PM Peak	12:00 PM	5:00 PM	3:00 PM	3:00 PM	1:00 PM	12:00 PM	12:00 PM								3:00 PM	5:00 PM
Volume	1	291	60	5	20	1	9								21	374
<i>Comments:</i>																

LOCATION: Boston Rd N of Madison Blvd													QC JOB #: 14473030		
SPECIFIC LOCATION: Boston Rd N of Madison Blvd													DIRECTION: NB		
CITY/STATE: Roxboro, NC													DATE: Aug 30 2017 - Aug 31 2017		
Start Time	Motor-cycles	Cars & Trailer	2 Axle Long	Buses	2 Axle 6 Tire	3 Axle Single	4 Axle Single	<5 Axle Double	5 Axle Double	>6 Axle Double	<6 Axle Multi	6 Axle Multi	>6 Axle Multi	Not Classified	Total
Grand Total	13	6427	1424	45	309	10	1	161	0	0	1	0	0	430	8821
Percent	0.1%	72.9%	16.1%	0.5%	3.5%	0.1%	0.0%	1.8%	0.0%	0.0%	0.0%	0.0%	0.0%	4.9%	
ADT 4410															
<i>Comments:</i>															



LOCATION: Boston Rd N of Madison Blvd SPECIFIC LOCATION: Boston Rd N of Madison Blvd CITY/STATE: Roxboro, NC						QC JOB #: 14473030 DIRECTION: NB DATE: Aug 30 2017 - Aug 31 2017				
Start Time	Mon	Tue	Wed 30-Aug-17	Thu 31-Aug-17	Fri	Average Weekday Hourly Traffic	Sat	Sun	Average Week Hourly Traffic	Average Week Profile
12:00 AM			41	40		41			41	
1:00 AM			15	26		21			21	
2:00 AM			15	20		18			18	
3:00 AM			17	16		17			17	
4:00 AM			21	18		20			20	
5:00 AM			63	63		63			63	
6:00 AM			126	123		125			125	
7:00 AM			233	230		232			232	
8:00 AM			219	221		220			220	
9:00 AM			202	222		212			212	
10:00 AM			194	200		197			197	
11:00 AM			248	283		266			266	
12:00 PM			301	281		291			291	
1:00 PM			266	290		278			278	
2:00 PM			261	276		269			269	
3:00 PM			348	360		354			354	
4:00 PM			393	338		366			366	
5:00 PM			376	374		375			375	
6:00 PM			339	320		330			330	
7:00 PM			236	224		230			230	
8:00 PM			215	184		200			200	
9:00 PM			124	139		132			132	
10:00 PM			81	104		93			93	
11:00 PM			66	69		68			68	
Day Total			4400	4421		4418			4418	
% Weekday Average			99.6%	100.1%						
% Week Average			99.6%	100.1%		100.0%				
AM Peak Volume			11:00 AM 248	11:00 AM 283		11:00 AM 266			11:00 AM 266	
PM Peak Volume			4:00 PM 393	5:00 PM 374		5:00 PM 375			5:00 PM 375	
<i>Comments:</i>										

LOCATION: Boston Rd N of Madison Blvd SPECIFIC LOCATION: Boston Rd N of Madison Blvd CITY/STATE: Roxboro, NC															QC JOB #: 14473030 DIRECTION: NB/SB DATE: Aug 30 2017			
Start Time	1 15	16 20	21 25	26 30	31 35	36 40	41 45	46 50	51 55	56 60	61 65	66 70	71 75	76 999	Total	Pace Speed	Number in Pace	
12:00 AM	1	2	5	8	26	16	2	0	0	0	0	0	0	0	60	31-40	42	
1:00 AM	0	0	3	2	14	8	0	0	0	0	0	0	0	0	27	31-40	22	
2:00 AM	0	0	0	4	13	6	1	0	0	0	0	0	0	0	24	31-40	19	
3:00 AM	1	0	1	8	11	17	0	0	0	0	0	0	0	0	38	31-40	27	
4:00 AM	1	0	0	8	28	16	5	1	0	0	0	0	0	0	59	31-40	44	
5:00 AM	5	1	1	17	65	69	12	1	0	0	0	0	0	0	171	31-40	134	
6:00 AM	11	4	4	68	154	77	17	0	0	0	0	0	0	0	335	31-40	230	
7:00 AM	23	5	5	50	185	189	41	3	0	0	0	0	0	0	501	31-40	373	
8:00 AM	33	15	18	57	185	148	23	1	0	0	0	0	0	0	480	31-40	333	
9:00 AM	49	24	27	105	163	77	9	0	0	0	0	0	0	0	454	26-35	268	
10:00 AM	41	22	24	114	140	62	7	0	0	0	0	0	0	0	410	26-35	254	
11:00 AM	56	11	27	95	203	100	13	0	0	0	0	0	0	0	505	31-40	303	
12:00 PM	65	23	57	147	196	85	10	0	0	0	0	0	0	0	583	26-35	343	
1:00 PM	76	37	60	151	185	50	5	0	0	0	0	0	0	0	564	26-35	336	
2:00 PM	32	19	26	101	214	130	25	8	0	0	0	0	0	0	555	31-40	344	
3:00 PM	68	32	37	155	305	168	18	3	0	0	0	0	0	0	786	31-40	473	
4:00 PM	82	45	25	111	298	136	11	2	0	0	0	0	0	0	710	31-40	434	
5:00 PM	55	18	17	98	289	171	22	2	0	0	0	0	0	0	672	31-40	460	
6:00 PM	53	25	20	95	263	149	18	0	0	0	0	0	0	0	623	31-40	411	
7:00 PM	38	13	8	93	183	104	15	0	0	0	0	0	0	0	454	31-40	287	
8:00 PM	23	5	18	95	164	74	4	1	0	0	0	0	0	0	384	26-35	259	
9:00 PM	4	1	5	31	117	68	3	0	0	0	0	0	0	0	229	31-40	185	
10:00 PM	7	0	0	23	80	54	9	1	0	0	0	0	0	0	174	31-40	134	
11:00 PM	3	0	4	17	51	26	7	2	0	0	0	0	0	0	110	31-40	76	
Day Total	727	302	392	1653	3532	2000	277	25	0	0	0	0	0	0	8908	31-40	5532	
Percent	8.2%	3.4%	4.4%	18.6%	39.6%	22.5%	3.1%	0.3%	0.0%	0.0%	0.0%	0.0%	0.0%	0.0%				
ADT 8908																		
AM Peak Volume	11:00 AM	9:00 AM	9:00 AM	10:00 AM	11:00 AM	7:00 AM	7:00 AM	7:00 AM								11:00 AM		
	56	24	27	114	203	189	41	3								505		
PM Peak Volume	4:00 PM	4:00 PM	1:00 PM	3:00 PM	3:00 PM	5:00 PM	2:00 PM	2:00 PM								3:00 PM		
	82	45	60	155	305	171	25	8								786		
<i>Comments:</i>																		

LOCATION: Boston Rd N of Madison Blvd SPECIFIC LOCATION: Boston Rd N of Madison Blvd CITY/STATE: Roxboro, NC															QC JOB #: 14473030 DIRECTION: NB/SB DATE: Aug 31 2017				
Start Time	1 15	16 20	21 25	26 30	31 35	36 40	41 45	46 50	51 55	56 60	61 65	66 70	71 75	76 999	Total	Pace Speed	Number in Pace		
12:00 AM	1	0	1	7	35	17	4	1	0	0	0	0	0	0	66	31-40	52		
1:00 AM	2	0	2	3	20	8	2	0	0	0	0	0	0	0	37	31-40	28		
2:00 AM	0	0	0	4	11	15	2	0	0	0	0	0	0	0	32	31-40	26		
3:00 AM	0	0	0	3	16	7	2	0	0	0	0	0	0	0	28	31-40	22		
4:00 AM	1	0	0	5	27	13	8	1	0	0	0	0	0	0	55	31-40	39		
5:00 AM	0	1	1	13	70	73	10	3	0	0	0	0	0	0	171	31-40	143		
6:00 AM	6	1	4	32	114	109	56	20	1	2	0	0	0	0	345	31-40	223		
7:00 AM	29	1	8	68	182	171	42	5	0	0	0	0	0	0	506	31-40	353		
8:00 AM	38	16	19	98	154	135	24	2	0	0	0	0	0	0	486	31-40	289		
9:00 AM	40	18	42	121	201	69	15	1	0	0	0	0	0	0	507	26-35	322		
10:00 AM	30	14	19	86	189	104	11	0	0	0	0	0	0	0	453	31-40	293		
11:00 AM	68	17	30	101	221	114	26	2	0	0	0	0	0	0	579	31-40	334		
12:00 PM	62	24	22	83	241	119	17	3	0	0	0	0	0	0	571	31-40	359		
1:00 PM	48	17	29	126	240	101	14	3	0	0	0	0	0	0	578	26-35	366		
2:00 PM	59	30	41	126	227	102	10	2	0	0	0	0	0	0	597	26-35	352		
3:00 PM	70	25	77	246	305	97	7	1	0	0	0	0	0	0	828	26-35	551		
4:00 PM	73	24	43	136	271	119	17	2	0	0	1	0	0	0	686	26-35	407		
5:00 PM	58	24	34	157	289	138	12	0	0	0	0	0	0	0	712	26-35	445		
6:00 PM	58	23	21	101	241	131	8	2	0	0	0	0	0	0	585	31-40	372		
7:00 PM	17	3	14	78	202	101	15	1	0	0	0	0	0	0	431	31-40	303		
8:00 PM	19	1	10	42	169	88	6	0	0	0	0	0	0	0	335	31-40	257		
9:00 PM	6	2	1	37	107	74	9	2	0	0	0	0	0	0	238	31-40	181		
10:00 PM	2	0	4	27	106	63	7	0	0	0	0	0	0	0	209	31-40	169		
11:00 PM	1	0	1	12	54	33	9	0	0	0	0	0	0	0	110	31-40	86		
Day Total	688	241	423	1712	3692	2001	333	51	1	2	1	0	0	0	9145	31-40	5693		
Percent	7.5%	2.6%	4.6%	18.7%	40.4%	21.9%	3.6%	0.6%	0.0%	0.0%	0.0%	0.0%	0.0%	0.0%					
ADT 9145																			
AM Peak Volume	11:00 AM	9:00 AM	9:00 AM	9:00 AM	11:00 AM	7:00 AM	6:00 AM	6:00 AM	6:00 AM	6:00 AM						11:00 AM			
	68	18	42	121	221	171	56	20	1	2						579			
PM Peak Volume	4:00 PM	2:00 PM	3:00 PM	3:00 PM	3:00 PM	5:00 PM	12:00 PM	12:00 PM				4:00 PM					3:00 PM		
	73	30	77	246	305	138	17	3				1					828		
<i>Comments:</i>																			

LOCATION: Boston Rd N of Madison Blvd														QC JOB #: 14473030			
SPECIFIC LOCATION: Boston Rd N of Madison Blvd														DIRECTION: NB/SB			
CITY/STATE: Roxboro, NC														DATE: Aug 30 2017 - Aug 31 2017			
Start Time	1 15	16 20	21 25	26 30	31 35	36 40	41 45	46 50	51 55	56 60	61 65	66 70	71 75	76 999	Total	Pace Speed	Number in Pace
Grand Total	1415	543	815	3365	7224	4001	610	76	1	2	1	0	0	0	18053	31-40	11225
Percent	7.8%	3.0%	4.5%	18.6%	40.0%	22.2%	3.4%	0.4%	0.0%	0.0%	0.0%	0.0%	0.0%	0.0%			
Cumulative Percent	7.8%	10.8%	15.4%	34.0%	74.0%	96.2%	99.6%	100.0%	100.0%	100.0%	100.0%	100.0%	100.0%	100.0%			
ADT 9026															85th Percentile 37 MPH Mean Speed(Average) 30 MPH Median 31 MPH Mode: 33 MPH		
<i>Comments:</i>																	



LOCATION: Boston Rd N of Madison Blvd SPECIFIC LOCATION: Boston Rd N of Madison Blvd CITY/STATE: Roxboro, NC														QC JOB #: 14473030 DIRECTION: NB/SB DATE: Aug 30 2017	
Start Time	Motor-cycles	Cars & Trailer	2 Axle Long	Buses	2 Axle 6 Tire	3 Axle Single	4 Axle Single	<5 Axle Double	5 Axle Double	>6 Axle Double	<6 Axle Multi	6 Axle Multi	>6 Axle Multi	Not Classified	Total
12:00 AM	0	49	8	0	2	0	0	0	0	0	0	0	0	1	60
1:00 AM	0	22	4	0	1	0	0	0	0	0	0	0	0	0	27
2:00 AM	0	22	1	0	1	0	0	0	0	0	0	0	0	0	24
3:00 AM	0	26	7	0	2	0	0	1	0	0	1	0	0	1	38
4:00 AM	0	47	9	0	1	0	0	1	0	0	0	0	0	1	59
5:00 AM	0	112	45	0	10	0	0	0	0	0	0	0	0	4	171
6:00 AM	0	232	66	1	18	2	0	5	0	0	1	0	0	10	335
7:00 AM	0	317	115	9	28	0	0	9	0	0	0	0	0	23	501
8:00 AM	0	323	110	0	18	0	0	15	0	0	0	0	0	14	480
9:00 AM	2	284	111	3	16	2	0	12	0	0	0	0	0	24	454
10:00 AM	0	268	91	1	24	0	1	7	0	0	0	0	0	18	410
11:00 AM	0	326	109	5	17	1	0	13	0	0	0	0	0	34	505
12:00 PM	0	387	119	3	24	1	1	13	0	0	0	0	0	35	583
1:00 PM	3	372	112	1	21	2	1	12	0	0	0	0	0	40	564
2:00 PM	0	307	173	2	39	0	0	11	0	0	0	0	0	23	555
3:00 PM	2	533	133	10	47	1	0	11	0	0	0	0	0	49	786
4:00 PM	2	481	143	2	32	0	0	17	0	0	0	0	0	33	710
5:00 PM	0	510	105	0	16	0	0	9	0	0	0	0	0	32	672
6:00 PM	1	477	91	1	14	0	0	3	0	0	0	0	0	36	623
7:00 PM	1	362	59	0	6	0	0	2	0	0	0	0	0	24	454
8:00 PM	2	285	66	0	12	0	0	3	0	0	0	0	0	16	384
9:00 PM	0	184	37	0	4	0	0	0	0	0	0	0	0	4	229
10:00 PM	0	134	28	0	5	0	0	0	0	0	0	0	0	7	174
11:00 PM	0	87	16	0	4	0	0	0	0	0	0	0	0	3	110
Day Total	13	6147	1758	38	362	9	3	144	0	0	2	0	0	432	8908
Percent	0.1%	69.0%	19.7%	0.4%	4.1%	0.1%	0.0%	1.6%	0.0%	0.0%	0.0%	0.0%	0.0%	4.8%	
ADT 8908															
AM Peak	9:00 AM	11:00 AM	7:00 AM	7:00 AM	7:00 AM	6:00 AM	10:00 AM	8:00 AM			3:00 AM			11:00 AM	11:00 AM
Volume	2	326	115	9	28	2	1	15			1			34	505
PM Peak	1:00 PM	3:00 PM	2:00 PM	3:00 PM	3:00 PM	1:00 PM	12:00 PM	4:00 PM						3:00 PM	3:00 PM
Volume	3	533	173	10	47	2	1	17						49	786
<i>Comments:</i>															

LOCATION: Boston Rd N of Madison Blvd SPECIFIC LOCATION: Boston Rd N of Madison Blvd CITY/STATE: Roxboro, NC														QC JOB #: 14473030 DIRECTION: NB/SB DATE: Aug 31 2017		
Start Time	Motor-cycles	Cars & Trailer	2 Axle Long	Buses	2 Axle 6 Tire	3 Axle Single	4 Axle Single	<5 Axle Double	5 Axle Double	>6 Axle Double	<6 Axle Multi	6 Axle Multi	>6 Axle Multi	Not Classified	Total	
12:00 AM	0	52	11	0	2	0	0	0	0	0	0	0	0	1	66	
1:00 AM	0	29	5	0	1	0	0	0	0	0	0	0	0	2	37	
2:00 AM	0	28	3	0	1	0	0	0	0	0	0	0	0	0	32	
3:00 AM	0	22	4	0	1	0	0	1	0	0	0	0	0	0	28	
4:00 AM	0	41	10	0	1	0	0	2	0	0	0	0	0	1	55	
5:00 AM	0	119	36	0	13	0	0	3	0	0	0	0	0	0	171	
6:00 AM	0	131	151	1	50	0	0	6	0	0	0	0	0	6	345	
7:00 AM	1	294	114	10	49	0	0	11	0	0	0	0	0	27	506	
8:00 AM	0	321	106	2	26	1	0	9	0	0	0	0	0	21	486	
9:00 AM	0	321	126	3	29	2	0	5	1	0	0	0	0	20	507	
10:00 AM	0	295	107	4	21	0	1	9	0	0	0	0	0	16	453	
11:00 AM	2	367	116	2	40	0	0	16	0	0	0	0	0	36	579	
12:00 PM	1	344	132	1	51	1	0	10	0	0	0	0	0	31	571	
1:00 PM	2	372	119	5	47	0	0	11	0	0	0	0	0	22	578	
2:00 PM	1	406	122	4	25	1	0	12	0	0	0	0	0	26	597	
3:00 PM	0	549	167	12	41	0	0	14	0	0	0	0	0	45	828	
4:00 PM	1	469	137	2	27	0	0	13	0	0	0	0	0	37	686	
5:00 PM	1	520	130	1	17	1	0	6	0	0	0	0	0	36	712	
6:00 PM	1	421	112	0	16	1	0	5	0	0	0	0	0	29	585	
7:00 PM	0	325	79	0	12	0	0	4	0	0	0	0	0	11	431	
8:00 PM	0	252	60	0	10	0	0	1	0	0	0	0	0	12	335	
9:00 PM	0	180	49	0	3	0	0	1	0	0	0	0	0	5	238	
10:00 PM	0	178	25	0	3	0	0	1	0	0	0	0	0	2	209	
11:00 PM	0	95	12	0	1	0	0	1	0	0	0	0	0	1	110	
Day Total	10	6131	1933	47	487	7	1	141	1	0	0	0	0	387	9145	
Percent	0.1%	67.0%	21.1%	0.5%	5.3%	0.1%	0.0%	1.5%	0.0%	0.0%	0.0%	0.0%	0.0%	4.2%		
ADT 9145																
AM Peak	11:00 AM	11:00 AM	6:00 AM	7:00 AM	6:00 AM	9:00 AM	10:00 AM	11:00 AM	9:00 AM						11:00 AM	11:00 AM
Volume	2	367	151	10	50	2	1	16	1						36	579
PM Peak	1:00 PM	3:00 PM	3:00 PM	3:00 PM	12:00 PM	12:00 PM	3:00 PM								3:00 PM	3:00 PM
Volume	2	549	167	12	51	1	14								45	828
<i>Comments:</i>																

LOCATION: Boston Rd N of Madison Blvd													QC JOB #: 14473030		
SPECIFIC LOCATION: Boston Rd N of Madison Blvd													DIRECTION: NB/SB		
CITY/STATE: Roxboro, NC													DATE: Aug 30 2017 - Aug 31 2017		
Start Time	Motor-cycles	Cars & Trailer	2 Axle Long	Buses	2 Axle 6 Tire	3 Axle Single	4 Axle Single	<5 Axle Double	5 Axle Double	>6 Axle Double	<6 Axle Multi	6 Axle Multi	>6 Axle Multi	Not Classified	Total
Grand Total	23	12278	3691	85	849	16	4	285	1	0	2	0	0	819	18053
Percent	0.1%	68.0%	20.4%	0.5%	4.7%	0.1%	0.0%	1.6%	0.0%	0.0%	0.0%	0.0%	0.0%	4.5%	
ADT 9026															
<i>Comments:</i>															



LOCATION: Boston Rd N of Madison Blvd SPECIFIC LOCATION: Boston Rd N of Madison Blvd CITY/STATE: Roxboro, NC						QC JOB #: 14473030 DIRECTION: NB/SB DATE: Aug 30 2017 - Aug 31 2017				
Start Time	Mon	Tue	Wed 30-Aug-17	Thu 31-Aug-17	Fri	Average Weekday Hourly Traffic	Sat	Sun	Average Week Hourly Traffic	Average Week Profile
12:00 AM			60	66		63			63	
1:00 AM			27	37		32			32	
2:00 AM			24	32		28			28	
3:00 AM			38	28		33			33	
4:00 AM			59	55		57			57	
5:00 AM			171	171		171			171	
6:00 AM			335	345		340			340	
7:00 AM			501	506		504			504	
8:00 AM			480	486		483			483	
9:00 AM			454	507		481			481	
10:00 AM			410	453		432			432	
11:00 AM			505	579		542			542	
12:00 PM			583	571		577			577	
1:00 PM			564	578		571			571	
2:00 PM			555	597		576			576	
3:00 PM			786	828		807			807	
4:00 PM			710	686		698			698	
5:00 PM			672	712		692			692	
6:00 PM			623	585		604			604	
7:00 PM			454	431		443			443	
8:00 PM			384	335		360			360	
9:00 PM			229	238		234			234	
10:00 PM			174	209		192			192	
11:00 PM			110	110		110			110	
Day Total			8908	9145		9030			9030	
% Weekday Average			98.6%	101.3%						
% Week Average			98.6%	101.3%		100.0%				
AM Peak Volume			11:00 AM 505	11:00 AM 579		11:00 AM 542			11:00 AM 542	
PM Peak Volume			3:00 PM 786	3:00 PM 828		3:00 PM 807			3:00 PM 807	
<i>Comments:</i>										

LOCATION: Boston Rd N of Madison Blvd SPECIFIC LOCATION: Boston Rd N of Madison Blvd CITY/STATE: Roxboro, NC															QC JOB #: 14473030 DIRECTION: SB DATE: Aug 30 2017			
Start Time	1 15	16 20	21 25	26 30	31 35	36 40	41 45	46 50	51 55	56 60	61 65	66 70	71 75	76 999	Total	Pace Speed	Number in Pace	
12:00 AM	0	0	3	2	8	5	1	0	0	0	0	0	0	0	19	31-40	13	
1:00 AM	0	0	2	1	5	4	0	0	0	0	0	0	0	0	12	31-40	9	
2:00 AM	0	0	0	2	4	2	1	0	0	0	0	0	0	0	9	31-40	6	
3:00 AM	0	0	1	4	6	10	0	0	0	0	0	0	0	0	21	31-40	16	
4:00 AM	1	0	0	5	21	10	1	0	0	0	0	0	0	0	38	31-40	31	
5:00 AM	1	0	1	10	39	48	9	0	0	0	0	0	0	0	108	31-40	86	
6:00 AM	3	2	4	49	96	43	12	0	0	0	0	0	0	0	209	26-35	144	
7:00 AM	8	2	4	26	96	106	24	2	0	0	0	0	0	0	268	31-40	201	
8:00 AM	14	6	8	40	97	80	16	0	0	0	0	0	0	0	261	31-40	177	
9:00 AM	18	11	17	69	88	43	6	0	0	0	0	0	0	0	252	26-35	157	
10:00 AM	16	13	14	74	74	22	3	0	0	0	0	0	0	0	216	26-35	148	
11:00 AM	23	7	16	46	105	54	6	0	0	0	0	0	0	0	257	31-40	159	
12:00 PM	18	7	37	81	94	38	7	0	0	0	0	0	0	0	282	26-35	175	
1:00 PM	39	19	47	79	87	25	2	0	0	0	0	0	0	0	298	26-35	165	
2:00 PM	15	7	12	58	97	75	22	8	0	0	0	0	0	0	294	31-40	172	
3:00 PM	29	7	18	103	172	94	12	3	0	0	0	0	0	0	438	26-35	274	
4:00 PM	25	11	12	54	133	70	10	2	0	0	0	0	0	0	317	31-40	203	
5:00 PM	22	4	10	46	131	70	12	1	0	0	0	0	0	0	296	31-40	201	
6:00 PM	26	8	8	43	131	62	6	0	0	0	0	0	0	0	284	31-40	192	
7:00 PM	20	7	6	55	80	46	4	0	0	0	0	0	0	0	218	26-35	135	
8:00 PM	12	1	12	45	73	25	0	1	0	0	0	0	0	0	169	26-35	117	
9:00 PM	1	1	4	17	56	24	2	0	0	0	0	0	0	0	105	31-40	80	
10:00 PM	2	0	0	11	36	38	5	1	0	0	0	0	0	0	93	31-40	73	
11:00 PM	1	0	1	9	17	11	3	2	0	0	0	0	0	0	44	31-40	28	
Day Total	294	113	237	929	1746	1005	164	20	0	0	0	0	0	0	4508	31-40	2751	
Percent	6.5%	2.5%	5.3%	20.6%	38.7%	22.3%	3.6%	0.4%	0.0%	0.0%	0.0%	0.0%	0.0%	0.0%				
ADT 4508																		
AM Peak	11:00 AM	10:00 AM	9:00 AM	10:00 AM	11:00 AM	7:00 AM	7:00 AM	7:00 AM								7:00 AM		
Volume	23	13	17	74	105	106	24	2								268		
PM Peak	1:00 PM	1:00 PM	1:00 PM	3:00 PM	3:00 PM	3:00 PM	2:00 PM	2:00 PM								3:00 PM		
Volume	39	19	47	103	172	94	22	8								438		
<i>Comments:</i>																		

LOCATION: Boston Rd N of Madison Blvd SPECIFIC LOCATION: Boston Rd N of Madison Blvd CITY/STATE: Roxboro, NC															QC JOB #: 14473030 DIRECTION: SB DATE: Aug 31 2017				
Start Time	1 15	16 20	21 25	26 30	31 35	36 40	41 45	46 50	51 55	56 60	61 65	66 70	71 75	76 999	Total	Pace Speed	Number in Pace		
12:00 AM	1	0	1	3	13	7	1	0	0	0	0	0	0	0	26	31-40	19		
1:00 AM	1	0	1	1	4	3	1	0	0	0	0	0	0	0	11	32-41	6		
2:00 AM	0	0	0	2	3	5	2	0	0	0	0	0	0	0	12	31-40	8		
3:00 AM	0	0	0	0	8	2	2	0	0	0	0	0	0	0	12	31-40	9		
4:00 AM	0	0	0	3	18	10	6	0	0	0	0	0	0	0	37	31-40	28		
5:00 AM	0	0	0	6	43	49	7	3	0	0	0	0	0	0	108	31-40	92		
6:00 AM	2	0	1	15	59	76	46	20	1	2	0	0	0	0	222	31-40	134		
7:00 AM	14	1	4	30	103	92	29	3	0	0	0	0	0	0	276	31-40	194		
8:00 AM	18	8	10	50	78	83	16	2	0	0	0	0	0	0	265	31-40	161		
9:00 AM	17	11	23	65	119	38	11	1	0	0	0	0	0	0	285	26-35	184		
10:00 AM	11	9	13	45	103	66	6	0	0	0	0	0	0	0	253	31-40	168		
11:00 AM	26	4	14	44	125	67	14	2	0	0	0	0	0	0	296	31-40	191		
12:00 PM	19	11	12	51	119	66	9	3	0	0	0	0	0	0	290	31-40	184		
1:00 PM	21	7	16	61	126	49	7	1	0	0	0	0	0	0	288	26-35	186		
2:00 PM	24	13	25	72	128	53	4	2	0	0	0	0	0	0	321	26-35	200		
3:00 PM	33	12	41	146	179	51	5	1	0	0	0	0	0	0	468	26-35	325		
4:00 PM	27	10	23	71	144	63	8	1	0	0	1	0	0	0	348	26-35	215		
5:00 PM	29	5	19	75	125	78	7	0	0	0	0	0	0	0	338	31-40	203		
6:00 PM	20	12	6	48	118	57	4	0	0	0	0	0	0	0	265	31-40	174		
7:00 PM	7	2	12	50	85	46	4	1	0	0	0	0	0	0	207	26-35	135		
8:00 PM	12	1	5	19	75	38	1	0	0	0	0	0	0	0	151	31-40	112		
9:00 PM	4	1	1	16	44	30	2	1	0	0	0	0	0	0	99	31-40	74		
10:00 PM	1	0	3	15	52	30	4	0	0	0	0	0	0	0	105	31-40	82		
11:00 PM	1	0	0	6	24	8	2	0	0	0	0	0	0	0	41	31-40	32		
Day Total	288	107	230	894	1895	1067	198	41	1	2	1	0	0	0	4724	31-40	2961		
Percent	6.1%	2.3%	4.9%	18.9%	40.1%	22.6%	4.2%	0.9%	0.0%	0.0%	0.0%	0.0%	0.0%	0.0%					
ADT 4724																			
AM Peak Volume	11:00 AM	9:00 AM	9:00 AM	9:00 AM	11:00 AM	7:00 AM	6:00 AM	6:00 AM	6:00 AM	6:00 AM					11:00 AM				
	26	11	23	65	125	92	46	20	1	2					296				
PM Peak Volume	3:00 PM	2:00 PM	3:00 PM	3:00 PM	3:00 PM	5:00 PM	12:00 PM	12:00 PM				4:00 PM					3:00 PM		
	33	13	41	146	179	78	9	3				1					468		
<i>Comments:</i>																			

LOCATION: Boston Rd N of Madison Blvd														QC JOB #: 14473030			
SPECIFIC LOCATION: Boston Rd N of Madison Blvd														DIRECTION: SB			
CITY/STATE: Roxboro, NC														DATE: Aug 30 2017 - Aug 31 2017			
Start Time	1 15	16 20	21 25	26 30	31 35	36 40	41 45	46 50	51 55	56 60	61 65	66 70	71 75	76 999	Total	Pace Speed	Number in Pace
Grand Total	582	220	467	1823	3641	2072	362	61	1	2	1	0	0	0	9232	31-40	5712
Percent	6.3%	2.4%	5.1%	19.7%	39.4%	22.4%	3.9%	0.7%	0.0%	0.0%	0.0%	0.0%	0.0%	0.0%			
Cumulative Percent	6.3%	8.7%	13.7%	33.5%	72.9%	95.4%	99.3%	100.0%	100.0%	100.0%	100.0%	100.0%	100.0%	100.0%			
ADT 4616															85th Percentile 37 MPH Mean Speed(Average) 30 MPH Median 32 MPH Mode: 33 MPH		
<i>Comments:</i>																	



LOCATION: Boston Rd N of Madison Blvd **QC JOB #:** 14473030
SPECIFIC LOCATION: Boston Rd N of Madison Blvd **DIRECTION:** SB
CITY/STATE: Roxboro, NC **DATE:** Aug 30 2017

Start Time	Motor-cycles	Cars & Trailer	2 Axle Long	Buses	2 Axle 6 Tire	3 Axle Single	4 Axle Single	<5 Axle Double	5 Axle Double	>6 Axle Double	<6 Axle Multi	6 Axle Multi	>6 Axle Multi	Not Classified	Total
12:00 AM	0	16	3	0	0	0	0	0	0	0	0	0	0	0	19
1:00 AM	0	10	2	0	0	0	0	0	0	0	0	0	0	0	12
2:00 AM	0	8	1	0	0	0	0	0	0	0	0	0	0	0	9
3:00 AM	0	13	6	0	1	0	0	1	0	0	0	0	0	0	21
4:00 AM	0	30	6	0	0	0	0	1	0	0	0	0	0	1	38
5:00 AM	0	69	32	0	6	0	0	0	0	0	0	0	0	1	108
6:00 AM	0	156	37	0	10	1	0	1	0	0	1	0	0	3	209
7:00 AM	0	162	78	4	12	0	0	4	0	0	0	0	0	8	268
8:00 AM	0	173	63	0	12	0	0	6	0	0	0	0	0	7	261
9:00 AM	1	151	70	2	8	2	0	6	0	0	0	0	0	12	252
10:00 AM	0	139	58	0	11	0	1	3	0	0	0	0	0	4	216
11:00 AM	0	162	63	1	12	0	0	4	0	0	0	0	0	15	257
12:00 PM	0	189	60	3	14	1	1	5	0	0	0	0	0	9	282
1:00 PM	0	195	63	0	12	0	1	5	0	0	0	0	0	22	298
2:00 PM	0	129	118	0	29	0	0	6	0	0	0	0	0	12	294
3:00 PM	0	276	93	5	36	0	0	4	0	0	0	0	0	24	438
4:00 PM	1	198	80	2	17	0	0	7	0	0	0	0	0	12	317
5:00 PM	0	213	53	0	10	0	0	6	0	0	0	0	0	14	296
6:00 PM	0	193	59	1	7	0	0	2	0	0	0	0	0	22	284
7:00 PM	1	169	29	0	4	0	0	1	0	0	0	0	0	14	218
8:00 PM	2	115	35	0	7	0	0	1	0	0	0	0	0	9	169
9:00 PM	0	80	23	0	1	0	0	0	0	0	0	0	0	1	105
10:00 PM	0	65	21	0	5	0	0	0	0	0	0	0	0	2	93
11:00 PM	0	35	7	0	1	0	0	0	0	0	0	0	0	1	44
Day Total	5	2946	1060	18	215	4	3	63	0	0	1	0	0	193	4508
Percent	0.1%	65.4%	23.5%	0.4%	4.8%	0.1%	0.1%	1.4%	0.0%	0.0%	0.0%	0.0%	0.0%	4.3%	
ADT 4508															
AM Peak	9:00 AM	8:00 AM	7:00 AM	7:00 AM	7:00 AM	9:00 AM	10:00 AM	8:00 AM			6:00 AM			11:00 AM	7:00 AM
Volume	1	173	78	4	12	2	1	6			1			15	268
PM Peak	8:00 PM	3:00 PM	2:00 PM	3:00 PM	3:00 PM	12:00 PM	12:00 PM	4:00 PM						3:00 PM	3:00 PM
Volume	2	276	118	5	36	1	1	7						24	438

Comments:

LOCATION: Boston Rd N of Madison Blvd **QC JOB #:** 14473030
SPECIFIC LOCATION: Boston Rd N of Madison Blvd **DIRECTION:** SB
CITY/STATE: Roxboro, NC **DATE:** Aug 31 2017

Start Time	Motor-cycles	Cars & Trailer	2 Axle Long	Buses	2 Axle 6 Tire	3 Axle Single	4 Axle Single	<5 Axle Double	5 Axle Double	>6 Axle Double	<6 Axle Multi	6 Axle Multi	>6 Axle Multi	Not Classified	Total
12:00 AM	0	20	4	0	1	0	0	0	0	0	0	0	0	1	26
1:00 AM	0	8	2	0	0	0	0	0	0	0	0	0	0	1	11
2:00 AM	0	9	3	0	0	0	0	0	0	0	0	0	0	0	12
3:00 AM	0	8	2	0	1	0	0	1	0	0	0	0	0	0	12
4:00 AM	0	28	8	0	0	0	0	1	0	0	0	0	0	0	37
5:00 AM	0	77	21	0	9	0	0	1	0	0	0	0	0	0	108
6:00 AM	0	59	124	0	35	0	0	2	0	0	0	0	0	2	222
7:00 AM	0	139	77	6	38	0	0	2	0	0	0	0	0	14	276
8:00 AM	0	159	69	1	18	1	0	5	0	0	0	0	0	12	265
9:00 AM	0	179	73	2	21	0	0	1	1	0	0	0	0	8	285
10:00 AM	0	163	63	1	13	0	0	5	0	0	0	0	0	8	253
11:00 AM	2	167	76	1	24	0	0	10	0	0	0	0	0	16	296
12:00 PM	0	157	84	1	34	0	0	1	0	0	0	0	0	13	290
1:00 PM	1	178	64	1	27	0	0	3	0	0	0	0	0	14	288
2:00 PM	0	203	79	1	16	0	0	6	0	0	0	0	0	16	321
3:00 PM	0	294	107	7	30	0	0	6	0	0	0	0	0	24	468
4:00 PM	0	223	80	1	21	0	0	5	0	0	0	0	0	18	348
5:00 PM	1	229	74	0	13	0	0	3	0	0	0	0	0	18	338
6:00 PM	1	168	67	0	9	1	0	5	0	0	0	0	0	14	265
7:00 PM	0	146	48	0	7	0	0	2	0	0	0	0	0	4	207
8:00 PM	0	100	36	0	6	0	0	1	0	0	0	0	0	8	151
9:00 PM	0	72	23	0	1	0	0	0	0	0	0	0	0	3	99
10:00 PM	0	88	16	0	0	0	0	0	0	0	0	0	0	1	105
11:00 PM	0	31	7	0	1	0	0	1	0	0	0	0	0	1	41
Day Total	5	2905	1207	22	325	2	0	61	1	0	0	0	0	196	4724
Percent	0.1%	61.5%	25.6%	0.5%	6.9%	0.0%	0.0%	1.3%	0.0%	0.0%	0.0%	0.0%	0.0%	4.1%	

ADT 4724															
--------------------	--	--	--	--	--	--	--	--	--	--	--	--	--	--	--

AM Peak	11:00 AM	9:00 AM	6:00 AM	7:00 AM	7:00 AM	8:00 AM		11:00 AM	9:00 AM					11:00 AM	11:00 AM
Volume	2	179	124	6	38	1		10	1					16	296
PM Peak	1:00 PM	3:00 PM	3:00 PM	3:00 PM	12:00 PM	6:00 PM		2:00 PM						3:00 PM	3:00 PM
Volume	1	294	107	7	34	1		6						24	468

Comments:

LOCATION: Boston Rd N of Madison Blvd													QC JOB #: 14473030		
SPECIFIC LOCATION: Boston Rd N of Madison Blvd													DIRECTION: SB		
CITY/STATE: Roxboro, NC													DATE: Aug 30 2017 - Aug 31 2017		
Start Time	Motor-cycles	Cars & Trailer	2 Axle Long	Buses	2 Axle 6 Tire	3 Axle Single	4 Axle Single	<5 Axle Double	5 Axle Double	>6 Axle Double	<6 Axle Multi	6 Axle Multi	>6 Axle Multi	Not Classified	Total
Grand Total	10	5851	2267	40	540	6	3	124	1	0	1	0	0	389	9232
Percent	0.1%	63.4%	24.6%	0.4%	5.8%	0.1%	0.0%	1.3%	0.0%	0.0%	0.0%	0.0%	0.0%	4.2%	
ADT 4616															
<i>Comments:</i>															



LOCATION: Boston Rd N of Madison Blvd SPECIFIC LOCATION: Boston Rd N of Madison Blvd CITY/STATE: Roxboro, NC						QC JOB #: 14473030 DIRECTION: SB DATE: Aug 30 2017 - Aug 31 2017				
Start Time	Mon	Tue	Wed 30-Aug-17	Thu 31-Aug-17	Fri	Average Weekday Hourly Traffic	Sat	Sun	Average Week Hourly Traffic	Average Week Profile
12:00 AM			19	26		23			23	
1:00 AM			12	11		12			12	
2:00 AM			9	12		11			11	
3:00 AM			21	12		17			17	
4:00 AM			38	37		38			38	
5:00 AM			108	108		108			108	
6:00 AM			209	222		216			216	
7:00 AM			268	276		272			272	
8:00 AM			261	265		263			263	
9:00 AM			252	285		269			269	
10:00 AM			216	253		235			235	
11:00 AM			257	296		277			277	
12:00 PM			282	290		286			286	
1:00 PM			298	288		293			293	
2:00 PM			294	321		308			308	
3:00 PM			438	468		453			453	
4:00 PM			317	348		333			333	
5:00 PM			296	338		317			317	
6:00 PM			284	265		275			275	
7:00 PM			218	207		213			213	
8:00 PM			169	151		160			160	
9:00 PM			105	99		102			102	
10:00 PM			93	105		99			99	
11:00 PM			44	41		43			43	
Day Total			4508	4724		4623			4623	
% Weekday Average			97.5%	102.2%						
% Week Average			97.5%	102.2%		100.0%				
AM Peak			7:00 AM	11:00 AM		11:00 AM			11:00 AM	
Volume			268	296		277			277	
PM Peak			3:00 PM	3:00 PM		3:00 PM			3:00 PM	
Volume			438	468		453			453	
<i>Comments:</i>										

LOCATION: Virgilina Rd E of N Main St SPECIFIC LOCATION: Virgilina Rd E of N Main St CITY/STATE: Person, NC															QC JOB #: 14473031 DIRECTION: EB DATE: Aug 30 2017			
Start Time	1 15	16 20	21 25	26 30	31 35	36 40	41 45	46 50	51 55	56 60	61 65	66 70	71 75	76 999	Total	Pace Speed	Number in Pace	
12:00 AM	0	2	5	6	14	18	4	0	0	0	0	0	0	0	49	31-40	32	
1:00 AM	0	0	0	1	4	6	4	1	1	0	0	0	0	0	17	36-45	10	
2:00 AM	0	3	0	0	1	3	1	0	0	0	0	0	0	0	8	31-40	4	
3:00 AM	0	0	2	2	3	3	2	0	0	0	0	0	0	0	12	36-45	5	
4:00 AM	0	1	2	5	4	3	1	0	0	0	0	0	0	0	16	26-35	9	
5:00 AM	0	6	9	7	21	25	11	0	0	0	0	0	0	0	79	31-40	46	
6:00 AM	10	9	18	22	33	27	4	2	0	0	0	0	0	0	125	31-40	60	
7:00 AM	16	23	31	39	75	67	22	4	0	0	0	0	0	0	277	31-40	142	
8:00 AM	17	25	25	47	70	43	14	2	0	0	0	0	0	0	243	26-35	117	
9:00 AM	8	19	27	51	53	34	16	1	0	0	0	0	0	0	209	26-35	103	
10:00 AM	9	10	23	40	51	41	13	4	0	0	0	0	0	0	191	31-40	91	
11:00 AM	7	21	33	58	88	48	15	5	1	0	0	0	0	0	276	26-35	146	
12:00 PM	9	10	32	57	70	61	18	3	0	0	0	0	0	0	260	31-40	130	
1:00 PM	9	19	26	54	78	56	27	2	0	0	0	0	0	0	271	31-40	133	
2:00 PM	7	26	49	49	81	82	17	4	1	0	0	0	0	0	316	31-40	162	
3:00 PM	19	13	41	69	135	91	24	3	0	0	0	0	0	0	395	31-40	225	
4:00 PM	11	16	40	84	119	100	39	9	1	0	0	0	0	0	419	31-40	219	
5:00 PM	15	30	43	87	132	118	43	10	0	0	0	0	0	0	478	31-40	250	
6:00 PM	13	15	46	70	118	100	43	6	0	0	0	0	0	0	411	31-40	218	
7:00 PM	14	17	36	58	81	57	24	2	0	0	0	0	0	0	289	30-39	138	
8:00 PM	5	7	18	59	70	63	17	3	0	0	0	0	0	0	242	31-40	133	
9:00 PM	1	8	13	27	44	43	10	1	0	0	0	0	0	0	147	31-40	86	
10:00 PM	0	0	8	7	17	28	7	4	1	0	0	0	0	0	72	31-40	44	
11:00 PM	2	0	2	4	16	42	11	2	1	0	0	0	0	0	80	31-40	58	
Day Total	172	280	529	903	1378	1159	387	68	6	0	0	0	0	0	4882	31-40	2537	
Percent	3.5%	5.7%	10.8%	18.5%	28.2%	23.7%	7.9%	1.4%	0.1%	0.0%	0.0%	0.0%	0.0%	0.0%				
ADT 4882																		
AM Peak Volume	8:00 AM	8:00 AM	11:00 AM	11:00 AM	11:00 AM	7:00 AM	7:00 AM	11:00 AM	1:00 AM							7:00 AM		
	17	25	33	58	88	67	22	5	1							277		
PM Peak Volume	3:00 PM	5:00 PM	2:00 PM	5:00 PM	3:00 PM	5:00 PM	5:00 PM	5:00 PM	2:00 PM							5:00 PM		
	19	30	49	87	135	118	43	10	1							478		
<i>Comments:</i>																		

LOCATION: Virgilina Rd E of N Main St SPECIFIC LOCATION: Virgilina Rd E of N Main St CITY/STATE: Person, NC															QC JOB #: 14473031 DIRECTION: EB DATE: Aug 31 2017				
Start Time	1 15	16 20	21 25	26 30	31 35	36 40	41 45	46 50	51 55	56 60	61 65	66 70	71 75	76 999	Total	Pace Speed	Number in Pace		
12:00 AM	0	3	2	4	17	17	3	0	0	0	0	0	0	0	46	31-40	34		
1:00 AM	0	0	3	3	7	6	4	0	0	0	0	0	0	0	23	32-41	12		
2:00 AM	0	1	0	1	5	8	2	0	0	0	0	0	0	0	17	31-40	13		
3:00 AM	0	0	1	2	5	1	3	0	1	0	0	0	0	0	13	26-35	7		
4:00 AM	1	0	1	1	7	9	4	3	0	0	0	0	0	0	26	31-40	16		
5:00 AM	2	4	2	8	22	22	8	3	0	0	0	0	0	0	71	31-40	44		
6:00 AM	4	4	13	8	30	36	16	3	2	0	0	0	0	0	116	31-40	66		
7:00 AM	23	14	19	28	81	73	19	7	0	0	0	0	0	0	264	31-40	154		
8:00 AM	5	16	33	49	74	56	20	2	0	0	0	0	0	0	255	31-40	129		
9:00 AM	3	19	27	46	62	55	11	1	0	0	0	0	0	0	224	31-40	117		
10:00 AM	11	12	26	43	72	50	12	7	2	0	0	0	0	0	235	31-40	122		
11:00 AM	10	15	27	58	72	69	20	3	0	0	0	0	0	0	274	31-40	141		
12:00 PM	17	15	35	45	88	61	20	2	1	1	0	0	0	0	285	31-40	148		
1:00 PM	11	15	41	64	84	66	24	6	0	0	0	0	0	0	311	31-40	149		
2:00 PM	14	18	33	70	109	61	24	1	0	0	0	0	0	0	330	26-35	179		
3:00 PM	20	26	48	76	112	87	18	5	1	0	0	0	0	0	393	31-40	198		
4:00 PM	21	19	41	69	156	107	47	3	0	0	0	0	0	0	463	31-40	262		
5:00 PM	21	22	38	98	149	119	34	6	0	0	0	0	0	0	487	31-40	268		
6:00 PM	13	10	42	64	110	81	29	4	1	0	0	0	0	0	354	31-40	190		
7:00 PM	5	9	34	53	92	73	23	5	1	0	0	0	0	0	295	31-40	165		
8:00 PM	3	8	22	44	75	81	28	4	1	0	0	0	0	0	266	31-40	155		
9:00 PM	1	11	16	27	48	52	17	1	0	0	0	0	0	0	173	31-40	100		
10:00 PM	1	6	6	16	41	32	11	2	0	0	0	0	0	0	115	31-40	73		
11:00 PM	0	2	2	10	23	32	16	2	0	0	0	0	0	0	87	31-40	55		
Day Total	186	249	512	887	1541	1254	413	70	10	1	0	0	0	0	5123	31-40	2795		
Percent	3.6%	4.9%	10.0%	17.3%	30.1%	24.5%	8.1%	1.4%	0.2%	0.0%	0.0%	0.0%	0.0%	0.0%					
ADT 5123																			
AM Peak Volume	7:00 AM	9:00 AM	8:00 AM	11:00 AM	7:00 AM	7:00 AM	8:00 AM	7:00 AM	6:00 AM							11:00 AM			
	23	19	33	58	81	73	20	7	2							274			
PM Peak Volume	4:00 PM	3:00 PM	3:00 PM	5:00 PM	4:00 PM	5:00 PM	4:00 PM	1:00 PM	12:00 PM	12:00 PM							5:00 PM		
	21	26	48	98	156	119	47	6	1	1							487		
<i>Comments:</i>																			

LOCATION: Virgilina Rd E of N Main St														QC JOB #: 14473031			
SPECIFIC LOCATION: Virgilina Rd E of N Main St														DIRECTION: EB			
CITY/STATE: Person, NC														DATE: Aug 30 2017 - Aug 31 2017			
Start Time	1 15	16 20	21 25	26 30	31 35	36 40	41 45	46 50	51 55	56 60	61 65	66 70	71 75	76 999	Total	Pace Speed	Number in Pace
Grand Total	358	529	1041	1790	2919	2413	800	138	16	1	0	0	0	0	10005	31-40	5332
Percent	3.6%	5.3%	10.4%	17.9%	29.2%	24.1%	8.0%	1.4%	0.2%	0.0%	0.0%	0.0%	0.0%	0.0%			
Cumulative Percent	3.6%	8.9%	19.3%	37.2%	66.3%	90.5%	98.5%	99.8%	100.0%	100.0%	100.0%	100.0%	100.0%	100.0%			
ADT 5002															85th Percentile 38 MPH Mean Speed(Average) 31 MPH Median 32 MPH Mode: 33 MPH		
<i>Comments:</i>																	



LOCATION: Virgilina Rd E of N Main St SPECIFIC LOCATION: Virgilina Rd E of N Main St CITY/STATE: Person, NC														QC JOB #: 14473031 DIRECTION: EB DATE: Aug 30 2017	
Start Time	Motor-cycles	Cars & Trailer	2 Axle Long	Buses	2 Axle 6 Tire	3 Axle Single	4 Axle Single	<5 Axle Double	5 Axle Double	>6 Axle Double	<6 Axle Multi	6 Axle Multi	>6 Axle Multi	Not Classified	Total
12:00 AM	0	43	3	0	3	0	0	0	0	0	0	0	0	0	49
1:00 AM	0	13	3	0	0	0	0	0	1	0	0	0	0	0	17
2:00 AM	0	7	1	0	0	0	0	0	0	0	0	0	0	0	8
3:00 AM	0	9	0	1	2	0	0	0	0	0	0	0	0	0	12
4:00 AM	0	13	1	1	0	0	0	0	1	0	0	0	0	0	16
5:00 AM	0	55	13	1	5	1	0	2	2	0	0	0	0	0	79
6:00 AM	3	74	26	2	11	2	0	1	2	0	0	0	0	4	125
7:00 AM	2	189	38	7	18	4	0	5	2	0	0	0	0	12	277
8:00 AM	2	139	57	0	12	5	0	8	6	0	0	0	0	14	243
9:00 AM	1	121	46	5	16	4	0	2	7	0	0	0	1	6	209
10:00 AM	0	123	38	1	11	1	0	4	9	0	0	0	0	4	191
11:00 AM	11	171	52	2	13	6	0	4	13	0	0	0	1	3	276
12:00 PM	4	156	51	3	19	5	2	7	8	0	0	0	0	5	260
1:00 PM	1	184	47	0	14	5	0	3	10	0	0	1	1	5	271
2:00 PM	5	213	60	5	14	1	0	4	11	0	0	0	0	3	316
3:00 PM	2	271	67	1	18	1	0	6	14	0	0	0	0	15	395
4:00 PM	6	285	74	0	19	8	1	6	10	1	0	0	1	8	419
5:00 PM	5	339	86	0	20	2	0	3	8	1	1	0	0	13	478
6:00 PM	5	284	80	0	20	1	0	7	2	1	0	0	0	11	411
7:00 PM	2	198	59	1	13	1	0	1	2	0	0	0	0	12	289
8:00 PM	7	172	50	0	7	1	0	0	1	0	0	0	0	4	242
9:00 PM	0	113	27	0	7	0	0	0	0	0	0	0	0	0	147
10:00 PM	0	54	14	0	4	0	0	0	0	0	0	0	0	0	72
11:00 PM	0	63	15	0	1	0	0	0	1	0	0	0	0	0	80
Day Total	56	3289	908	30	247	48	3	63	110	3	1	1	4	119	4882
Percent	1.1%	67.4%	18.6%	0.6%	5.1%	1.0%	0.1%	1.3%	2.3%	0.1%	0.0%	0.0%	0.1%	2.4%	
ADT 4882															
AM Peak	11:00 AM	7:00 AM	8:00 AM	7:00 AM	7:00 AM	11:00 AM		8:00 AM	11:00 AM				9:00 AM	8:00 AM	7:00 AM
Volume	11	189	57	7	18	6		8	13				1	14	277
PM Peak	8:00 PM	5:00 PM	5:00 PM	2:00 PM	5:00 PM	4:00 PM	12:00 PM	12:00 PM	3:00 PM	4:00 PM	5:00 PM	1:00 PM	1:00 PM	3:00 PM	5:00 PM
Volume	7	339	86	5	20	8	2	7	14	1	1	1	1	15	478
<i>Comments:</i>															

LOCATION: Virgilina Rd E of N Main St SPECIFIC LOCATION: Virgilina Rd E of N Main St CITY/STATE: Person, NC														QC JOB #: 14473031 DIRECTION: EB DATE: Aug 31 2017	
Start Time	Motor-cycles	Cars & Trailer	2 Axle Long	Buses	2 Axle 6 Tire	3 Axle Single	4 Axle Single	<5 Axle Double	5 Axle Double	>6 Axle Double	<6 Axle Multi	6 Axle Multi	>6 Axle Multi	Not Classified	Total
12:00 AM	0	39	7	0	0	0	0	0	0	0	0	0	0	0	46
1:00 AM	0	19	4	0	0	0	0	0	0	0	0	0	0	0	23
2:00 AM	0	14	2	0	1	0	0	0	0	0	0	0	0	0	17
3:00 AM	0	9	1	0	0	0	0	0	3	0	0	0	0	0	13
4:00 AM	0	18	2	3	1	0	0	0	1	0	0	0	0	1	26
5:00 AM	1	43	13	1	7	2	0	0	4	0	0	0	0	0	71
6:00 AM	0	65	26	2	14	3	0	0	2	0	0	0	0	4	116
7:00 AM	4	155	52	5	17	1	0	4	7	0	0	0	1	18	264
8:00 AM	2	149	49	3	20	3	6	8	4	1	1	0	6	3	255
9:00 AM	2	128	49	4	18	3	0	6	8	2	0	0	1	3	224
10:00 AM	2	142	55	1	15	2	3	3	4	1	0	0	2	5	235
11:00 AM	5	174	50	3	16	5	0	4	8	0	0	0	4	5	274
12:00 PM	4	157	68	4	19	4	1	7	7	3	0	0	1	10	285
1:00 PM	4	177	73	2	25	4	3	7	7	0	0	0	5	4	311
2:00 PM	2	219	58	2	14	6	0	7	9	3	0	0	1	9	330
3:00 PM	3	260	63	4	15	4	3	4	10	3	1	0	5	18	393
4:00 PM	5	300	97	0	23	5	0	7	6	0	0	0	2	18	463
5:00 PM	8	343	83	2	17	3	0	6	8	0	0	0	0	17	487
6:00 PM	2	253	71	0	11	2	0	2	5	0	0	0	0	8	354
7:00 PM	1	206	56	0	17	1	0	5	4	0	0	0	0	5	295
8:00 PM	0	197	53	0	13	0	0	1	1	0	0	0	0	1	266
9:00 PM	0	121	41	0	5	0	0	3	2	0	0	0	0	1	173
10:00 PM	0	94	16	0	2	0	0	2	0	0	0	0	0	1	115
11:00 PM	0	71	11	0	4	0	0	0	1	0	0	0	0	0	87
Day Total	45	3353	1000	36	274	48	16	76	101	13	2	0	28	131	5123
Percent	0.9%	65.4%	19.5%	0.7%	5.3%	0.9%	0.3%	1.5%	2.0%	0.3%	0.0%	0.0%	0.5%	2.6%	
ADT 5123															
AM Peak Volume	11:00 AM	11:00 AM	10:00 AM	7:00 AM	8:00 AM	11:00 AM	8:00 AM	8:00 AM	9:00 AM	9:00 AM	8:00 AM		8:00 AM	7:00 AM	11:00 AM
	5	174	55	5	20	5	6	8	8	2	1		6	18	274
PM Peak Volume	5:00 PM	5:00 PM	4:00 PM	12:00 PM	1:00 PM	2:00 PM	1:00 PM	12:00 PM	3:00 PM	12:00 PM	3:00 PM		1:00 PM	3:00 PM	5:00 PM
	8	343	97	4	25	6	3	7	10	3	1		5	18	487
<i>Comments:</i>															

LOCATION: Virgilina Rd E of N Main St													QC JOB #: 14473031		
SPECIFIC LOCATION: Virgilina Rd E of N Main St													DIRECTION: EB		
CITY/STATE: Person, NC													DATE: Aug 30 2017 - Aug 31 2017		
Start Time	Motor-cycles	Cars & Trailer	2 Axle Long	Buses	2 Axle 6 Tire	3 Axle Single	4 Axle Single	<5 Axle Double	5 Axle Double	>6 Axle Double	<6 Axle Multi	6 Axle Multi	>6 Axle Multi	Not Classified	Total
Grand Total	101	6642	1908	66	521	96	19	139	211	16	3	1	32	250	10005
Percent	1.0%	66.4%	19.1%	0.7%	5.2%	1.0%	0.2%	1.4%	2.1%	0.2%	0.0%	0.0%	0.3%	2.5%	
ADT 5002															
<i>Comments:</i>															



LOCATION: Virgilina Rd E of N Main St SPECIFIC LOCATION: Virgilina Rd E of N Main St CITY/STATE: Person, NC						QC JOB #: 14473031 DIRECTION: EB DATE: Aug 30 2017 - Aug 31 2017				
Start Time	Mon	Tue	Wed 30-Aug-17	Thu 31-Aug-17	Fri	Average Weekday Hourly Traffic	Sat	Sun	Average Week Hourly Traffic	Average Week Profile
12:00 AM			49	46		48			48	
1:00 AM			17	23		20			20	
2:00 AM			8	17		13			13	
3:00 AM			12	13		13			13	
4:00 AM			16	26		21			21	
5:00 AM			79	71		75			75	
6:00 AM			125	116		121			121	
7:00 AM			277	264		271			271	
8:00 AM			243	255		249			249	
9:00 AM			209	224		217			217	
10:00 AM			191	235		213			213	
11:00 AM			276	274		275			275	
12:00 PM			260	285		273			273	
1:00 PM			271	311		291			291	
2:00 PM			316	330		323			323	
3:00 PM			395	393		394			394	
4:00 PM			419	463		441			441	
5:00 PM			478	487		483			483	
6:00 PM			411	354		383			383	
7:00 PM			289	295		292			292	
8:00 PM			242	266		254			254	
9:00 PM			147	173		160			160	
10:00 PM			72	115		94			94	
11:00 PM			80	87		84			84	
Day Total			4882	5123		5008			5008	
% Weekday Average			97.5%	102.3%						
% Week Average			97.5%	102.3%		100.0%				
AM Peak			7:00 AM	11:00 AM		11:00 AM			11:00 AM	
Volume			277	274		275			275	
PM Peak			5:00 PM	5:00 PM		5:00 PM			5:00 PM	
Volume			478	487		483			483	
<i>Comments:</i>										

LOCATION: Virgilina Rd E of N Main St SPECIFIC LOCATION: Virgilina Rd E of N Main St CITY/STATE: Person, NC															QC JOB #: 14473031 DIRECTION: EB/WB DATE: Aug 30 2017				
Start Time	1 15	16 20	21 25	26 30	31 35	36 40	41 45	46 50	51 55	56 60	61 65	66 70	71 75	76 999	Total	Pace Speed	Number in Pace		
12:00 AM	0	3	7	11	23	20	5	1	0	1	0	0	0	0	71	31-40	43		
1:00 AM	0	0	1	2	6	9	5	2	1	0	0	0	0	0	26	31-40	15		
2:00 AM	0	4	1	0	2	4	2	0	0	0	0	0	0	0	13	36-45	6		
3:00 AM	3	0	2	3	8	6	7	2	0	0	0	0	0	0	31	35-44	13		
4:00 AM	1	3	3	9	22	31	10	5	0	0	0	0	0	0	84	31-40	53		
5:00 AM	3	10	16	23	64	71	38	5	0	0	0	0	0	0	230	31-40	134		
6:00 AM	16	17	43	72	114	106	37	5	2	0	0	0	0	0	412	31-40	219		
7:00 AM	41	33	80	125	209	140	40	7	0	1	0	0	0	0	676	31-40	349		
8:00 AM	34	39	69	141	184	115	32	3	0	0	0	0	0	0	617	26-35	325		
9:00 AM	16	43	79	113	131	63	22	1	0	0	0	0	0	0	468	26-35	243		
10:00 AM	18	30	68	106	110	71	19	5	0	0	0	0	0	0	427	26-35	216		
11:00 AM	19	47	88	128	153	74	18	5	1	0	0	0	0	0	533	26-35	281		
12:00 PM	24	25	71	147	130	88	22	3	0	0	0	0	0	0	510	26-35	277		
1:00 PM	19	35	78	135	130	91	30	2	0	0	0	0	0	0	520	26-35	265		
2:00 PM	22	47	86	143	166	120	20	5	1	0	0	0	0	0	610	26-35	309		
3:00 PM	52	36	102	150	223	128	33	4	0	0	0	0	0	0	728	26-35	373		
4:00 PM	34	58	106	162	193	132	45	9	1	0	0	0	0	0	740	26-35	355		
5:00 PM	32	57	99	164	210	162	57	11	0	0	0	0	0	0	792	26-35	374		
6:00 PM	30	35	96	161	197	133	50	9	0	0	0	0	0	0	711	26-35	357		
7:00 PM	20	37	62	111	126	79	30	2	0	0	0	0	0	0	467	26-35	236		
8:00 PM	12	21	47	117	129	81	21	3	0	0	0	0	0	0	431	26-35	246		
9:00 PM	2	17	30	61	75	58	15	1	0	0	0	0	0	0	259	26-35	136		
10:00 PM	0	1	15	26	47	52	12	5	1	0	0	0	0	0	159	31-40	99		
11:00 PM	3	1	7	9	27	52	14	2	1	0	0	0	0	0	116	31-40	79		
Day Total	401	599	1256	2119	2679	1886	584	97	8	2	0	0	0	0	9631	26-35	4798		
Percent	4.2%	6.2%	13.0%	22.0%	27.8%	19.6%	6.1%	1.0%	0.1%	0.0%	0.0%	0.0%	0.0%	0.0%					
ADT 9631																			
AM Peak Volume	7:00 AM	11:00 AM	11:00 AM	8:00 AM	7:00 AM	7:00 AM	7:00 AM	7:00 AM	6:00 AM	12:00 AM							7:00 AM		
	41	47	88	141	209	140	40	7	2	1							676		
PM Peak Volume	3:00 PM	4:00 PM	4:00 PM	5:00 PM	3:00 PM	5:00 PM	5:00 PM	5:00 PM	2:00 PM							5:00 PM			
	52	58	106	164	223	162	57	11	1							792			
<i>Comments:</i>																			

LOCATION: Virgilina Rd E of N Main St SPECIFIC LOCATION: Virgilina Rd E of N Main St CITY/STATE: Person, NC															QC JOB #: 14473031 DIRECTION: EB/WB DATE: Aug 31 2017			
Start Time	1 15	16 20	21 25	26 30	31 35	36 40	41 45	46 50	51 55	56 60	61 65	66 70	71 75	76 999	Total	Pace Speed	Number in Pace	
12:00 AM	1	5	4	7	25	18	4	0	0	0	0	0	0	0	64	31-40	42	
1:00 AM	0	0	4	5	15	8	4	0	0	0	0	0	0	0	36	31-40	23	
2:00 AM	0	1	1	1	7	9	2	0	0	0	0	0	0	0	21	31-40	16	
3:00 AM	0	0	2	5	8	4	4	0	1	0	0	0	0	0	24	26-35	13	
4:00 AM	5	1	6	9	25	37	15	3	0	0	0	0	0	0	101	31-40	62	
5:00 AM	4	9	9	27	81	72	22	4	1	0	0	0	0	0	229	31-40	153	
6:00 AM	21	18	34	82	121	92	40	6	3	0	0	0	0	0	417	31-40	212	
7:00 AM	49	34	70	142	188	140	28	9	0	0	0	0	0	0	660	26-35	330	
8:00 AM	22	32	88	143	187	107	28	5	0	0	0	0	0	0	612	26-35	329	
9:00 AM	14	42	86	121	134	85	17	1	0	0	0	0	0	0	500	26-35	255	
10:00 AM	40	37	67	128	138	72	13	7	2	0	0	0	0	0	504	26-35	266	
11:00 AM	23	37	72	132	142	91	26	4	0	1	0	0	0	0	528	26-35	273	
12:00 PM	30	45	95	110	159	95	27	5	2	1	0	0	0	0	569	26-35	269	
1:00 PM	28	41	114	138	155	92	32	7	0	0	0	0	0	0	607	26-35	293	
2:00 PM	40	42	110	168	163	83	33	1	0	0	0	0	0	0	640	26-35	331	
3:00 PM	54	52	104	162	206	132	26	5	1	0	0	0	0	0	742	26-35	368	
4:00 PM	40	47	108	175	246	162	49	3	0	0	0	0	0	0	830	26-35	421	
5:00 PM	31	48	102	187	233	164	50	8	0	0	0	0	0	0	823	26-35	420	
6:00 PM	18	38	103	149	184	122	33	4	2	0	0	0	0	0	653	26-35	332	
7:00 PM	9	24	64	104	153	103	32	6	1	0	0	0	0	0	496	26-35	257	
8:00 PM	4	22	35	84	138	97	33	4	1	0	0	0	0	0	418	31-40	234	
9:00 PM	2	18	29	57	90	73	21	4	0	0	0	0	0	0	294	31-40	163	
10:00 PM	1	10	20	35	66	58	22	4	0	0	0	0	0	0	216	31-40	123	
11:00 PM	0	4	12	18	38	42	20	2	0	0	0	0	0	0	136	31-40	80	
Day Total	436	607	1339	2189	2902	1958	581	92	14	2	0	0	0	0	10120	26-35	5090	
Percent	4.3%	6.0%	13.2%	21.6%	28.7%	19.3%	5.7%	0.9%	0.1%	0.0%	0.0%	0.0%	0.0%	0.0%				
ADT 10120																		
AM Peak Volume	7:00 AM	9:00 AM	8:00 AM	8:00 AM	7:00 AM	7:00 AM	6:00 AM	7:00 AM	6:00 AM	11:00 AM						7:00 AM		
	49	42	88	143	188	140	40	9	3	1						660		
PM Peak Volume	3:00 PM	3:00 PM	1:00 PM	5:00 PM	4:00 PM	5:00 PM	5:00 PM	5:00 PM	12:00 PM	12:00 PM						4:00 PM		
	54	52	114	187	246	164	50	8	2	1						830		
<i>Comments:</i>																		

LOCATION: Virgilina Rd E of N Main St														QC JOB #: 14473031			
SPECIFIC LOCATION: Virgilina Rd E of N Main St														DIRECTION: EB/WB			
CITY/STATE: Person, NC														DATE: Aug 30 2017 - Aug 31 2017			
Start Time	1 15	16 20	21 25	26 30	31 35	36 40	41 45	46 50	51 55	56 60	61 65	66 70	71 75	76 999	Total	Pace Speed	Number in Pace
Grand Total	837	1206	2595	4308	5581	3844	1165	189	22	4	0	0	0	0	19751	26-35	9889
Percent	4.2%	6.1%	13.1%	21.8%	28.3%	19.5%	5.9%	1.0%	0.1%	0.0%	0.0%	0.0%	0.0%	0.0%			
Cumulative Percent	4.2%	10.3%	23.5%	45.3%	73.6%	93.0%	98.9%	99.9%	100.0%	100.0%	100.0%	100.0%	100.0%	100.0%			
ADT 9875															85th Percentile 37 MPH Mean Speed(Average) 29 MPH Median 30 MPH Mode: 33 MPH		
<i>Comments:</i>																	



LOCATION: Virgilina Rd E of N Main St SPECIFIC LOCATION: Virgilina Rd E of N Main St CITY/STATE: Person, NC														QC JOB #: 14473031 DIRECTION: EB/WB DATE: Aug 30 2017	
Start Time	Motor-cycles	Cars & Trailer	2 Axle Long	Buses	2 Axle 6 Tire	3 Axle Single	4 Axle Single	<5 Axle Double	5 Axle Double	>6 Axle Double	<6 Axle Multi	6 Axle Multi	>6 Axle Multi	Not Classified	Total
12:00 AM	0	56	10	0	5	0	0	0	0	0	0	0	0	0	71
1:00 AM	0	17	7	0	0	0	0	0	2	0	0	0	0	0	26
2:00 AM	0	10	3	0	0	0	0	0	0	0	0	0	0	0	13
3:00 AM	2	21	1	1	4	0	0	0	1	0	0	0	0	1	31
4:00 AM	2	55	14	3	6	2	0	0	2	0	0	0	0	0	84
5:00 AM	1	152	40	1	19	3	0	2	9	0	0	0	0	3	230
6:00 AM	4	259	86	5	38	5	0	3	6	0	0	0	0	6	412
7:00 AM	7	431	132	9	40	8	0	10	4	1	0	0	0	34	676
8:00 AM	15	384	135	1	21	11	0	10	15	0	0	0	0	25	617
9:00 AM	11	277	102	6	33	9	0	6	14	0	0	0	1	9	468
10:00 AM	7	263	86	5	23	3	0	11	18	0	0	0	1	10	427
11:00 AM	16	321	109	4	33	16	0	5	20	0	0	0	1	8	533
12:00 PM	6	318	103	3	35	9	2	7	14	0	0	0	1	12	510
1:00 PM	3	362	88	1	21	7	0	7	19	0	0	1	1	10	520
2:00 PM	8	410	116	6	27	8	0	8	16	0	0	0	0	11	610
3:00 PM	5	501	116	2	28	5	0	10	19	0	0	1	0	41	728
4:00 PM	11	500	136	0	37	12	1	8	16	1	0	0	1	17	740
5:00 PM	13	550	143	1	33	9	1	8	12	1	2	0	0	19	792
6:00 PM	10	498	132	0	37	3	0	10	4	1	0	0	0	16	711
7:00 PM	4	330	90	2	18	2	1	2	6	0	0	0	0	12	467
8:00 PM	9	310	87	0	13	2	0	0	3	0	0	0	0	7	431
9:00 PM	3	190	52	0	11	1	0	0	2	0	0	0	0	0	259
10:00 PM	0	123	24	0	8	1	0	1	2	0	0	0	0	0	159
11:00 PM	0	92	20	0	1	1	0	0	2	0	0	0	0	0	116
Day Total	137	6430	1832	50	491	117	5	108	206	4	2	2	6	241	9631
Percent	1.4%	66.8%	19.0%	0.5%	5.1%	1.2%	0.1%	1.1%	2.1%	0.0%	0.0%	0.0%	0.1%	2.5%	
ADT 9631															
AM Peak	11:00 AM	7:00 AM	8:00 AM	7:00 AM	7:00 AM	11:00 AM		10:00 AM	11:00 AM	7:00 AM			9:00 AM	7:00 AM	7:00 AM
Volume	16	431	135	9	40	16		11	20	1			1	34	676
PM Peak	5:00 PM	5:00 PM	5:00 PM	2:00 PM	4:00 PM	4:00 PM	12:00 PM	3:00 PM	1:00 PM	4:00 PM	5:00 PM	1:00 PM	12:00 PM	3:00 PM	5:00 PM
Volume	13	550	143	6	37	12	2	10	19	1	2	1	1	41	792
<i>Comments:</i>															

LOCATION: Virgilina Rd E of N Main St SPECIFIC LOCATION: Virgilina Rd E of N Main St CITY/STATE: Person, NC														QC JOB #: 14473031 DIRECTION: EB/WB DATE: Aug 31 2017	
Start Time	Motor-cycles	Cars & Trailer	2 Axle Long	Buses	2 Axle 6 Tire	3 Axle Single	4 Axle Single	<5 Axle Double	5 Axle Double	>6 Axle Double	<6 Axle Multi	6 Axle Multi	>6 Axle Multi	Not Classified	Total
12:00 AM	1	49	10	0	2	1	0	0	1	0	0	0	0	0	64
1:00 AM	0	28	7	0	0	0	0	0	1	0	0	0	0	0	36
2:00 AM	0	16	4	0	1	0	0	0	0	0	0	0	0	0	21
3:00 AM	0	18	3	0	0	0	0	0	3	0	0	0	0	0	24
4:00 AM	2	64	19	3	2	2	0	0	6	0	0	0	0	3	101
5:00 AM	2	145	43	2	19	3	0	1	12	0	0	0	0	2	229
6:00 AM	5	254	81	3	37	11	0	3	10	0	0	0	0	13	417
7:00 AM	6	413	143	5	30	8	0	4	10	0	0	0	1	40	660
8:00 AM	3	407	114	3	29	5	6	11	11	1	1	0	6	15	612
9:00 AM	10	288	120	5	29	9	0	8	20	2	0	0	1	8	500
10:00 AM	5	324	102	3	25	3	3	7	12	1	0	0	2	17	504
11:00 AM	5	335	105	7	27	7	0	9	18	0	0	0	4	11	528
12:00 PM	6	341	125	5	31	8	1	10	20	4	0	0	1	17	569
1:00 PM	8	359	134	4	43	11	3	13	13	2	1	0	5	11	607
2:00 PM	7	416	118	5	24	15	0	11	20	3	0	0	1	20	640
3:00 PM	7	491	117	5	25	8	3	10	21	3	1	0	6	45	742
4:00 PM	9	546	174	2	32	16	0	9	11	1	0	0	2	28	830
5:00 PM	15	570	147	3	34	11	1	9	13	0	0	0	0	20	823
6:00 PM	4	472	119	0	23	7	2	6	10	0	0	0	0	10	653
7:00 PM	2	357	92	0	26	2	0	7	5	0	0	0	0	5	496
8:00 PM	3	303	80	0	19	3	0	3	6	0	0	0	0	1	418
9:00 PM	0	215	66	0	7	0	0	3	2	0	0	0	0	1	294
10:00 PM	0	180	29	0	2	2	0	2	0	0	0	0	0	1	216
11:00 PM	0	109	17	0	6	0	0	1	3	0	0	0	0	0	136
Day Total	100	6700	1969	55	473	132	19	127	228	17	3	0	29	268	10120
Percent	1.0%	66.2%	19.5%	0.5%	4.7%	1.3%	0.2%	1.3%	2.3%	0.2%	0.0%	0.0%	0.3%	2.6%	
ADT 10120															
AM Peak Volume	9:00 AM	7:00 AM	7:00 AM	11:00 AM	6:00 AM	6:00 AM	8:00 AM	8:00 AM	9:00 AM	9:00 AM	8:00 AM		8:00 AM	7:00 AM	7:00 AM
	10	413	143	7	37	11	6	11	20	2	1		6	40	660
PM Peak Volume	5:00 PM	5:00 PM	4:00 PM	12:00 PM	1:00 PM	4:00 PM	1:00 PM	1:00 PM	3:00 PM	12:00 PM	1:00 PM		3:00 PM	3:00 PM	4:00 PM
	15	570	174	5	43	16	3	13	21	4	1		6	45	830
<i>Comments:</i>															

LOCATION: Virgilina Rd E of N Main St													QC JOB #: 14473031		
SPECIFIC LOCATION: Virgilina Rd E of N Main St													DIRECTION: EB/WB		
CITY/STATE: Person, NC													DATE: Aug 30 2017 - Aug 31 2017		
Start Time	Motor-cycles	Cars & Trailer	2 Axle Long	Buses	2 Axle 6 Tire	3 Axle Single	4 Axle Single	<5 Axle Double	5 Axle Double	>6 Axle Double	<6 Axle Multi	6 Axle Multi	>6 Axle Multi	Not Classified	Total
Grand Total	237	13130	3801	105	964	249	24	235	434	21	5	2	35	509	19751
Percent	1.2%	66.5%	19.2%	0.5%	4.9%	1.3%	0.1%	1.2%	2.2%	0.1%	0.0%	0.0%	0.2%	2.6%	
ADT 9875															
<i>Comments:</i>															



LOCATION: Virgilina Rd E of N Main St SPECIFIC LOCATION: Virgilina Rd E of N Main St CITY/STATE: Person, NC						QC JOB #: 14473031 DIRECTION: EB/WB DATE: Aug 30 2017 - Aug 31 2017				
Start Time	Mon	Tue	Wed 30-Aug-17	Thu 31-Aug-17	Fri	Average Weekday Hourly Traffic	Sat	Sun	Average Week Hourly Traffic	Average Week Profile
12:00 AM			71	64		68			68	
1:00 AM			26	36		31			31	
2:00 AM			13	21		17			17	
3:00 AM			31	24		28			28	
4:00 AM			84	101		93			93	
5:00 AM			230	229		230			230	
6:00 AM			412	417		415			415	
7:00 AM			676	660		668			668	
8:00 AM			617	612		615			615	
9:00 AM			468	500		484			484	
10:00 AM			427	504		466			466	
11:00 AM			533	528		531			531	
12:00 PM			510	569		540			540	
1:00 PM			520	607		564			564	
2:00 PM			610	640		625			625	
3:00 PM			728	742		735			735	
4:00 PM			740	830		785			785	
5:00 PM			792	823		808			808	
6:00 PM			711	653		682			682	
7:00 PM			467	496		482			482	
8:00 PM			431	418		425			425	
9:00 PM			259	294		277			277	
10:00 PM			159	216		188			188	
11:00 PM			116	136		126			126	
Day Total			9631	10120		9883			9883	
% Weekday Average			97.5%	102.4%						
% Week Average			97.5%	102.4%		100.0%				
AM Peak			7:00 AM	7:00 AM		7:00 AM			7:00 AM	
Volume			676	660		668			668	
PM Peak			5:00 PM	4:00 PM		5:00 PM			5:00 PM	
Volume			792	830		808			808	
<i>Comments:</i>										

LOCATION: Virgilina Rd E of N Main St SPECIFIC LOCATION: Virgilina Rd E of N Main St CITY/STATE: Person, NC															QC JOB #: 14473031 DIRECTION: WB DATE: Aug 30 2017		
Start Time	1 15	16 20	21 25	26 30	31 35	36 40	41 45	46 50	51 55	56 60	61 65	66 70	71 75	76 999	Total	Pace Speed	Number in Pace
12:00 AM	0	1	2	5	9	2	1	1	0	1	0	0	0	0	22	26-35	14
1:00 AM	0	0	1	1	2	3	1	1	0	0	0	0	0	0	9	35-44	4
2:00 AM	0	1	1	0	1	1	1	0	0	0	0	0	0	0	5	36-45	2
3:00 AM	3	0	0	1	5	3	5	2	0	0	0	0	0	0	19	35-44	8
4:00 AM	1	2	1	4	18	28	9	5	0	0	0	0	0	0	68	31-40	45
5:00 AM	3	4	7	16	43	46	27	5	0	0	0	0	0	0	151	31-40	88
6:00 AM	6	8	25	50	81	79	33	3	2	0	0	0	0	0	287	31-40	160
7:00 AM	25	10	49	86	134	73	18	3	0	1	0	0	0	0	399	26-35	220
8:00 AM	17	14	44	94	114	72	18	1	0	0	0	0	0	0	374	26-35	208
9:00 AM	8	24	52	62	78	29	6	0	0	0	0	0	0	0	259	26-35	140
10:00 AM	9	20	45	66	59	30	6	1	0	0	0	0	0	0	236	26-35	125
11:00 AM	12	26	55	70	65	26	3	0	0	0	0	0	0	0	257	26-35	135
12:00 PM	15	15	39	90	60	27	4	0	0	0	0	0	0	0	250	26-35	150
1:00 PM	10	16	52	81	52	35	3	0	0	0	0	0	0	0	249	25-34	133
2:00 PM	15	21	37	94	85	38	3	1	0	0	0	0	0	0	294	26-35	179
3:00 PM	33	23	61	81	88	37	9	1	0	0	0	0	0	0	333	26-35	169
4:00 PM	23	42	66	78	74	32	6	0	0	0	0	0	0	0	321	26-35	152
5:00 PM	17	27	56	77	78	44	14	1	0	0	0	0	0	0	314	26-35	155
6:00 PM	17	20	50	91	79	33	7	3	0	0	0	0	0	0	300	26-35	170
7:00 PM	6	20	26	53	45	22	6	0	0	0	0	0	0	0	178	26-35	98
8:00 PM	7	14	29	58	59	18	4	0	0	0	0	0	0	0	189	26-35	117
9:00 PM	1	9	17	34	31	15	5	0	0	0	0	0	0	0	112	26-35	65
10:00 PM	0	1	7	19	30	24	5	1	0	0	0	0	0	0	87	31-40	53
11:00 PM	1	1	5	5	11	10	3	0	0	0	0	0	0	0	36	31-40	21
Day Total	229	319	727	1216	1301	727	197	29	2	2	0	0	0	0	4749	26-35	2516
Percent	4.8%	6.7%	15.3%	25.6%	27.4%	15.3%	4.1%	0.6%	0.0%	0.0%	0.0%	0.0%	0.0%	0.0%			
ADT 4749																	
AM Peak Volume	7:00 AM	11:00 AM	11:00 AM	8:00 AM	7:00 AM	6:00 AM	6:00 AM	4:00 AM	6:00 AM	12:00 AM	7:00 AM				399		
PM Peak Volume	3:00 PM	4:00 PM	4:00 PM	2:00 PM	3:00 PM	5:00 PM	5:00 PM	6:00 PM	3:00 PM						333		
<i>Comments:</i>																	

LOCATION: Virgilina Rd E of N Main St SPECIFIC LOCATION: Virgilina Rd E of N Main St CITY/STATE: Person, NC															QC JOB #: 14473031 DIRECTION: WB DATE: Aug 31 2017			
Start Time	1 15	16 20	21 25	26 30	31 35	36 40	41 45	46 50	51 55	56 60	61 65	66 70	71 75	76 999	Total	Pace Speed	Number in Pace	
12:00 AM	1	2	2	3	8	1	1	0	0	0	0	0	0	0	18	26-35	11	
1:00 AM	0	0	1	2	8	2	0	0	0	0	0	0	0	0	13	26-35	10	
2:00 AM	0	0	1	0	2	1	0	0	0	0	0	0	0	0	4	31-40	3	
3:00 AM	0	0	1	3	3	3	1	0	0	0	0	0	0	0	11	33-42	5	
4:00 AM	4	1	5	8	18	28	11	0	0	0	0	0	0	0	75	31-40	45	
5:00 AM	2	5	7	19	59	50	14	1	1	0	0	0	0	0	158	31-40	109	
6:00 AM	17	14	21	74	91	56	24	3	1	0	0	0	0	0	301	26-35	164	
7:00 AM	26	20	51	114	107	67	9	2	0	0	0	0	0	0	396	26-35	220	
8:00 AM	17	16	55	94	113	51	8	3	0	0	0	0	0	0	357	26-35	207	
9:00 AM	11	23	59	75	72	30	6	0	0	0	0	0	0	0	276	26-35	147	
10:00 AM	29	25	41	85	66	22	1	0	0	0	0	0	0	0	269	26-35	150	
11:00 AM	13	22	45	74	70	22	6	1	0	1	0	0	0	0	254	26-35	144	
12:00 PM	13	30	60	65	71	34	7	3	1	0	0	0	0	0	284	26-35	135	
1:00 PM	17	26	73	74	71	26	8	1	0	0	0	0	0	0	296	21-30	147	
2:00 PM	26	24	77	98	54	22	9	0	0	0	0	0	0	0	310	21-30	175	
3:00 PM	34	26	56	86	94	45	8	0	0	0	0	0	0	0	349	26-35	180	
4:00 PM	19	28	67	106	90	55	2	0	0	0	0	0	0	0	367	26-35	196	
5:00 PM	10	26	64	89	84	45	16	2	0	0	0	0	0	0	336	26-35	173	
6:00 PM	5	28	61	85	74	41	4	0	1	0	0	0	0	0	299	26-35	159	
7:00 PM	4	15	30	51	61	30	9	1	0	0	0	0	0	0	201	26-35	111	
8:00 PM	1	14	13	40	63	16	5	0	0	0	0	0	0	0	152	26-35	102	
9:00 PM	1	7	13	30	42	21	4	3	0	0	0	0	0	0	121	26-35	72	
10:00 PM	0	4	14	19	25	26	11	2	0	0	0	0	0	0	101	31-40	51	
11:00 PM	0	2	10	8	15	10	4	0	0	0	0	0	0	0	49	31-40	25	
Day Total	250	358	827	1302	1361	704	168	22	4	1	0	0	0	0	4997	26-35	2662	
Percent	5.0%	7.2%	16.5%	26.1%	27.2%	14.1%	3.4%	0.4%	0.1%	0.0%	0.0%	0.0%	0.0%	0.0%				
ADT 4997																		
AM Peak Volume	10:00 AM	10:00 AM	9:00 AM	7:00 AM	8:00 AM	7:00 AM	6:00 AM	6:00 AM	5:00 AM	11:00 AM						7:00 AM		
	29	25	59	114	113	67	24	3	1	1						396		
PM Peak Volume	3:00 PM	12:00 PM	2:00 PM	4:00 PM	3:00 PM	4:00 PM	5:00 PM	12:00 PM	12:00 PM						4:00 PM			
	34	30	77	106	94	55	16	3	1						367			
<i>Comments:</i>																		

LOCATION: Virgilina Rd E of N Main St														QC JOB #: 14473031			
SPECIFIC LOCATION: Virgilina Rd E of N Main St														DIRECTION: WB			
CITY/STATE: Person, NC														DATE: Aug 30 2017 - Aug 31 2017			
Start Time	1 15	16 20	21 25	26 30	31 35	36 40	41 45	46 50	51 55	56 60	61 65	66 70	71 75	76 999	Total	Pace Speed	Number in Pace
Grand Total	479	677	1554	2518	2662	1431	365	51	6	3	0	0	0	0	9746	26-35	5179
Percent	4.9%	6.9%	15.9%	25.8%	27.3%	14.7%	3.7%	0.5%	0.1%	0.0%	0.0%	0.0%	0.0%	0.0%			
Cumulative Percent	4.9%	11.9%	27.8%	53.6%	81.0%	95.6%	99.4%	99.9%	100.0%	100.0%	100.0%	100.0%	100.0%	100.0%			
ADT 4873															85th Percentile 36 MPH Mean Speed(Average) 28 MPH Median 29 MPH Mode: 33 MPH		
<i>Comments:</i>																	



LOCATION: Virgilina Rd E of N Main St SPECIFIC LOCATION: Virgilina Rd E of N Main St CITY/STATE: Person, NC														QC JOB #: 14473031 DIRECTION: WB DATE: Aug 30 2017	
Start Time	Motor-cycles	Cars & Trailer	2 Axle Long	Buses	2 Axle 6 Tire	3 Axle Single	4 Axle Single	<5 Axle Double	5 Axle Double	>6 Axle Double	<6 Axle Multi	6 Axle Multi	>6 Axle Multi	Not Classified	Total
12:00 AM	0	13	7	0	2	0	0	0	0	0	0	0	0	0	22
1:00 AM	0	4	4	0	0	0	0	0	1	0	0	0	0	0	9
2:00 AM	0	3	2	0	0	0	0	0	0	0	0	0	0	0	5
3:00 AM	2	12	1	0	2	0	0	0	1	0	0	0	0	1	19
4:00 AM	2	42	13	2	6	2	0	0	1	0	0	0	0	0	68
5:00 AM	1	97	27	0	14	2	0	0	7	0	0	0	0	3	151
6:00 AM	1	185	60	3	27	3	0	2	4	0	0	0	0	2	287
7:00 AM	5	242	94	2	22	4	0	5	2	1	0	0	0	22	399
8:00 AM	13	245	78	1	9	6	0	2	9	0	0	0	0	11	374
9:00 AM	10	156	56	1	17	5	0	4	7	0	0	0	0	3	259
10:00 AM	7	140	48	4	12	2	0	7	9	0	0	0	1	6	236
11:00 AM	5	150	57	2	20	10	0	1	7	0	0	0	0	5	257
12:00 PM	2	162	52	0	16	4	0	0	6	0	0	0	1	7	250
1:00 PM	2	178	41	1	7	2	0	4	9	0	0	0	0	5	249
2:00 PM	3	197	56	1	13	7	0	4	5	0	0	0	0	8	294
3:00 PM	3	230	49	1	10	4	0	4	5	0	0	1	0	26	333
4:00 PM	5	215	62	0	18	4	0	2	6	0	0	0	0	9	321
5:00 PM	8	211	57	1	13	7	1	5	4	0	1	0	0	6	314
6:00 PM	5	214	52	0	17	2	0	3	2	0	0	0	0	5	300
7:00 PM	2	132	31	1	5	1	1	1	4	0	0	0	0	0	178
8:00 PM	2	138	37	0	6	1	0	0	2	0	0	0	0	3	189
9:00 PM	3	77	25	0	4	1	0	0	2	0	0	0	0	0	112
10:00 PM	0	69	10	0	4	1	0	1	2	0	0	0	0	0	87
11:00 PM	0	29	5	0	0	1	0	0	1	0	0	0	0	0	36
Day Total	81	3141	924	20	244	69	2	45	96	1	1	1	2	122	4749
Percent	1.7%	66.1%	19.5%	0.4%	5.1%	1.5%	0.0%	0.9%	2.0%	0.0%	0.0%	0.0%	0.0%	2.6%	
ADT 4749															
AM Peak	8:00 AM	8:00 AM	7:00 AM	10:00 AM	6:00 AM	11:00 AM		10:00 AM	8:00 AM	7:00 AM			10:00 AM	7:00 AM	7:00 AM
Volume	13	245	94	4	27	10		7	9	1			1	22	399
PM Peak	5:00 PM	3:00 PM	4:00 PM	1:00 PM	4:00 PM	2:00 PM	5:00 PM	5:00 PM	1:00 PM		5:00 PM	3:00 PM	12:00 PM	3:00 PM	3:00 PM
Volume	8	230	62	1	18	7	1	5	9		1	1	1	26	333
<i>Comments:</i>															


LOCATION: Virgilina Rd E of N Main St SPECIFIC LOCATION: Virgilina Rd E of N Main St CITY/STATE: Person, NC														QC JOB #: 14473031 DIRECTION: WB DATE: Aug 31 2017	
Start Time	Motor-cycles	Cars & Trailer	2 Axle Long	Buses	2 Axle 6 Tire	3 Axle Single	4 Axle Single	<5 Axle Double	5 Axle Double	>6 Axle Double	<6 Axle Multi	6 Axle Multi	>6 Axle Multi	Not Classified	Total
12:00 AM	1	10	3	0	2	1	0	0	1	0	0	0	0	0	18
1:00 AM	0	9	3	0	0	0	0	0	1	0	0	0	0	0	13
2:00 AM	0	2	2	0	0	0	0	0	0	0	0	0	0	0	4
3:00 AM	0	9	2	0	0	0	0	0	0	0	0	0	0	0	11
4:00 AM	2	46	17	0	1	2	0	0	5	0	0	0	0	2	75
5:00 AM	1	102	30	1	12	1	0	1	8	0	0	0	0	2	158
6:00 AM	5	189	55	1	23	8	0	3	8	0	0	0	0	9	301
7:00 AM	2	258	91	0	13	7	0	0	3	0	0	0	0	22	396
8:00 AM	1	258	65	0	9	2	0	3	7	0	0	0	0	12	357
9:00 AM	8	160	71	1	11	6	0	2	12	0	0	0	0	5	276
10:00 AM	3	182	47	2	10	1	0	4	8	0	0	0	0	12	269
11:00 AM	0	161	55	4	11	2	0	5	10	0	0	0	0	6	254
12:00 PM	2	184	57	1	12	4	0	3	13	1	0	0	0	7	284
1:00 PM	4	182	61	2	18	7	0	6	6	2	1	0	0	7	296
2:00 PM	5	197	60	3	10	9	0	4	11	0	0	0	0	11	310
3:00 PM	4	231	54	1	10	4	0	6	11	0	0	0	1	27	349
4:00 PM	4	246	77	2	9	11	0	2	5	1	0	0	0	10	367
5:00 PM	7	227	64	1	17	8	1	3	5	0	0	0	0	3	336
6:00 PM	2	219	48	0	12	5	2	4	5	0	0	0	0	2	299
7:00 PM	1	151	36	0	9	1	0	2	1	0	0	0	0	0	201
8:00 PM	3	106	27	0	6	3	0	2	5	0	0	0	0	0	152
9:00 PM	0	94	25	0	2	0	0	0	0	0	0	0	0	0	121
10:00 PM	0	86	13	0	0	2	0	0	0	0	0	0	0	0	101
11:00 PM	0	38	6	0	2	0	0	1	2	0	0	0	0	0	49
Day Total	55	3347	969	19	199	84	3	51	127	4	1	0	1	137	4997
Percent	1.1%	67.0%	19.4%	0.4%	4.0%	1.7%	0.1%	1.0%	2.5%	0.1%	0.0%	0.0%	0.0%	2.7%	
ADT 4997															
AM Peak	9:00 AM	7:00 AM	7:00 AM	11:00 AM	6:00 AM	6:00 AM		11:00 AM	9:00 AM					7:00 AM	7:00 AM
Volume	8	258	91	4	23	8		5	12					22	396
PM Peak	5:00 PM	4:00 PM	4:00 PM	2:00 PM	1:00 PM	4:00 PM	6:00 PM	1:00 PM	12:00 PM	1:00 PM	1:00 PM		3:00 PM	3:00 PM	4:00 PM
Volume	7	246	77	3	18	11	2	6	13	2	1		1	27	367
<i>Comments:</i>															

LOCATION: Virgilina Rd E of N Main St													QC JOB #: 14473031		
SPECIFIC LOCATION: Virgilina Rd E of N Main St													DIRECTION: WB		
CITY/STATE: Person, NC													DATE: Aug 30 2017 - Aug 31 2017		
Start Time	Motor-cycles	Cars & Trailer	2 Axle Long	Buses	2 Axle 6 Tire	3 Axle Single	4 Axle Single	<5 Axle Double	5 Axle Double	>6 Axle Double	<6 Axle Multi	6 Axle Multi	>6 Axle Multi	Not Classified	Total
Grand Total	136	6488	1893	39	443	153	5	96	223	5	2	1	3	259	9746
Percent	1.4%	66.6%	19.4%	0.4%	4.5%	1.6%	0.1%	1.0%	2.3%	0.1%	0.0%	0.0%	0.0%	2.7%	
ADT 4873															
<i>Comments:</i>															

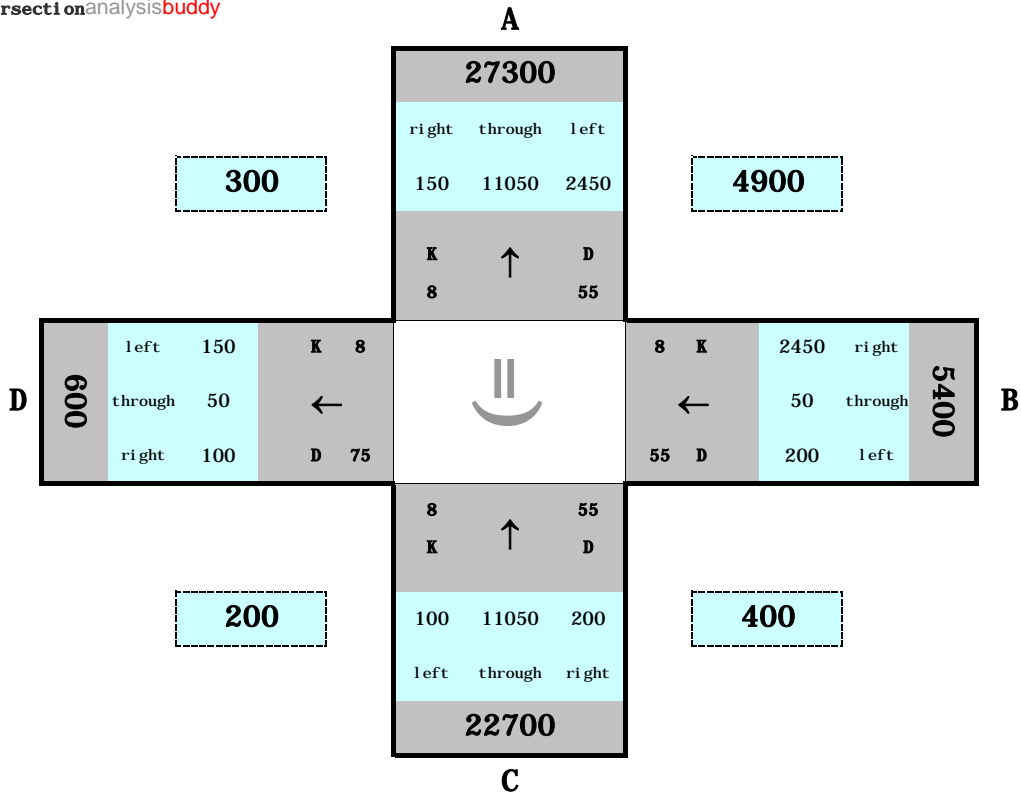


LOCATION: Virgilina Rd E of N Main St SPECIFIC LOCATION: Virgilina Rd E of N Main St CITY/STATE: Person, NC						QC JOB #: 14473031 DIRECTION: WB DATE: Aug 30 2017 - Aug 31 2017				
Start Time	Mon	Tue	Wed 30-Aug-17	Thu 31-Aug-17	Fri	Average Weekday Hourly Traffic	Sat	Sun	Average Week Hourly Traffic	Average Week Profile
12:00 AM			22	18		20			20	
1:00 AM			9	13		11			11	
2:00 AM			5	4		5			5	
3:00 AM			19	11		15			15	
4:00 AM			68	75		72			72	
5:00 AM			151	158		155			155	
6:00 AM			287	301		294			294	
7:00 AM			399	396		398			398	
8:00 AM			374	357		366			366	
9:00 AM			259	276		268			268	
10:00 AM			236	269		253			253	
11:00 AM			257	254		256			256	
12:00 PM			250	284		267			267	
1:00 PM			249	296		273			273	
2:00 PM			294	310		302			302	
3:00 PM			333	349		341			341	
4:00 PM			321	367		344			344	
5:00 PM			314	336		325			325	
6:00 PM			300	299		300			300	
7:00 PM			178	201		190			190	
8:00 PM			189	152		171			171	
9:00 PM			112	121		117			117	
10:00 PM			87	101		94			94	
11:00 PM			36	49		43			43	
Day Total			4749	4997		4880			4880	
% Weekday Average			97.3%	102.4%						
% Week Average			97.3%	102.4%		100.0%				
AM Peak			7:00 AM	7:00 AM		7:00 AM			7:00 AM	
Volume			399	396		398			398	
PM Peak			3:00 PM	4:00 PM		4:00 PM			4:00 PM	
Volume			333	367		344			344	
<i>Comments:</i>										

APPENDIX D –INTERSECTION ANALYSIS BUDDY REPORTS



intersectionanalysisbuddy



INPUT:

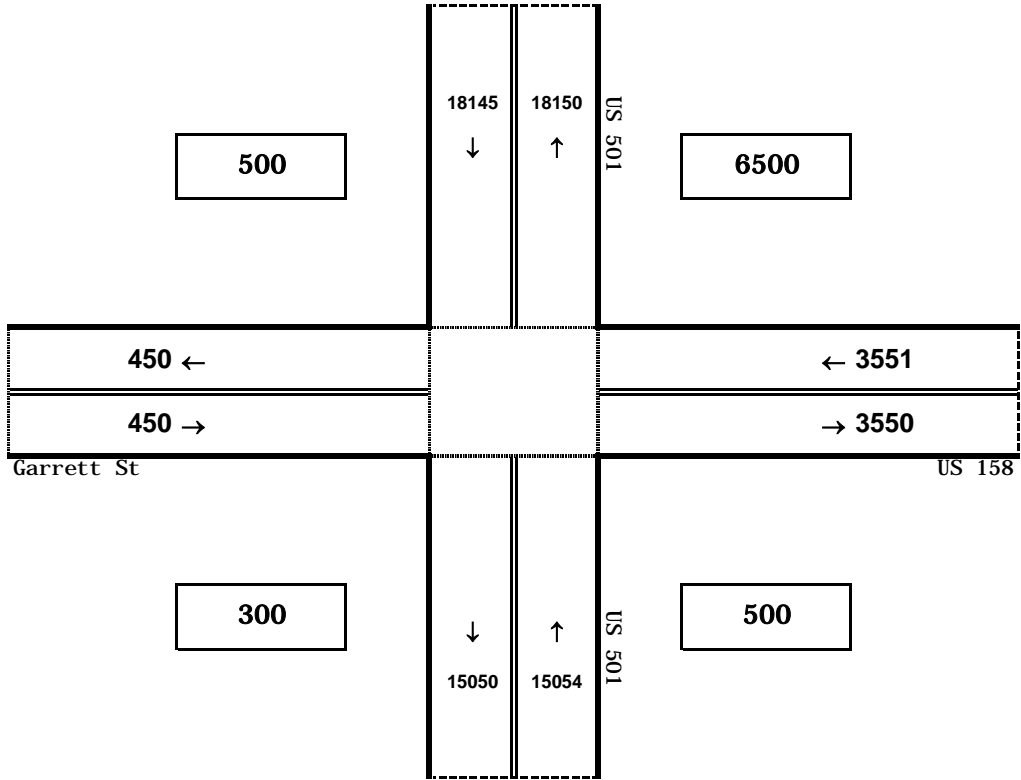
			3	Change NW & SE	
			- 1	Change NE & SW	
A	27300	8	55		36300
B	5400	8	55		7100
C	22700	8	55		30100
D	600	8	75		900
<i>leg</i>	<i>current aadt</i>	<i>8</i>	<i>D</i>	<i>dir. parity</i>	<i>projected aadt</i>


(use AADT = 0 to disregard an intersection leg)

VALIDATION RESULTS:

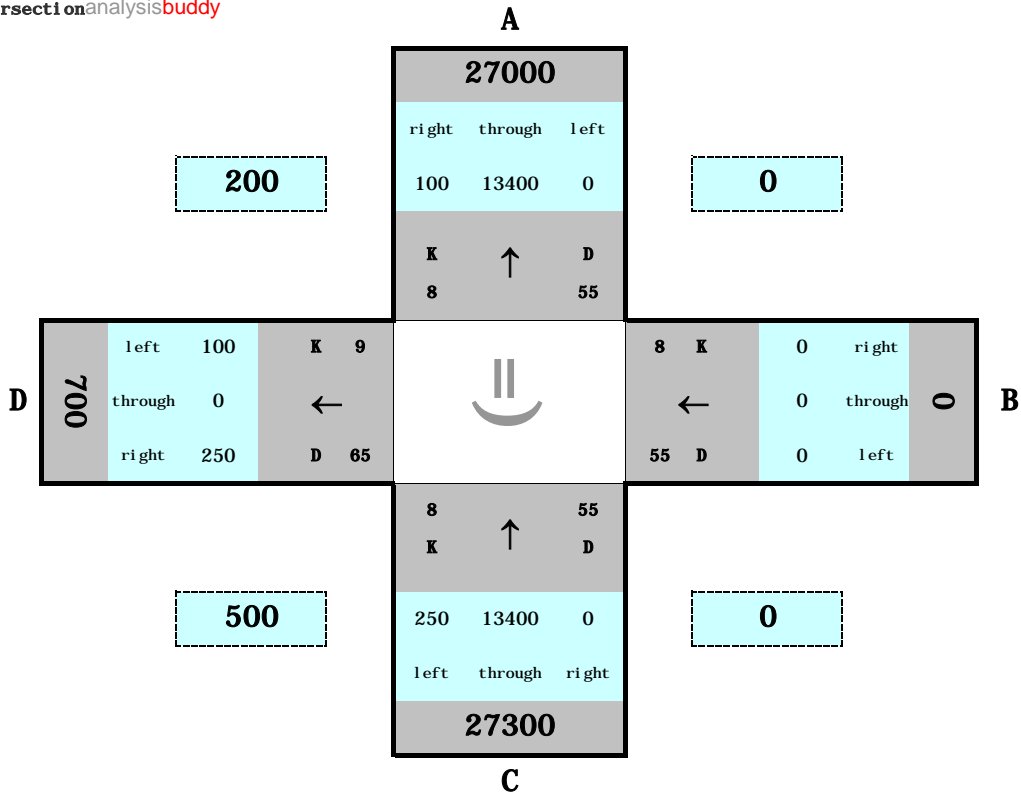
	score:
FACTORS ARE VALID	0.16
TURNS ARE VALID	
CURRENT AADTs ARE VALID	
PROJ. AADTs ARE VALID	

FUTURE VOLUMES



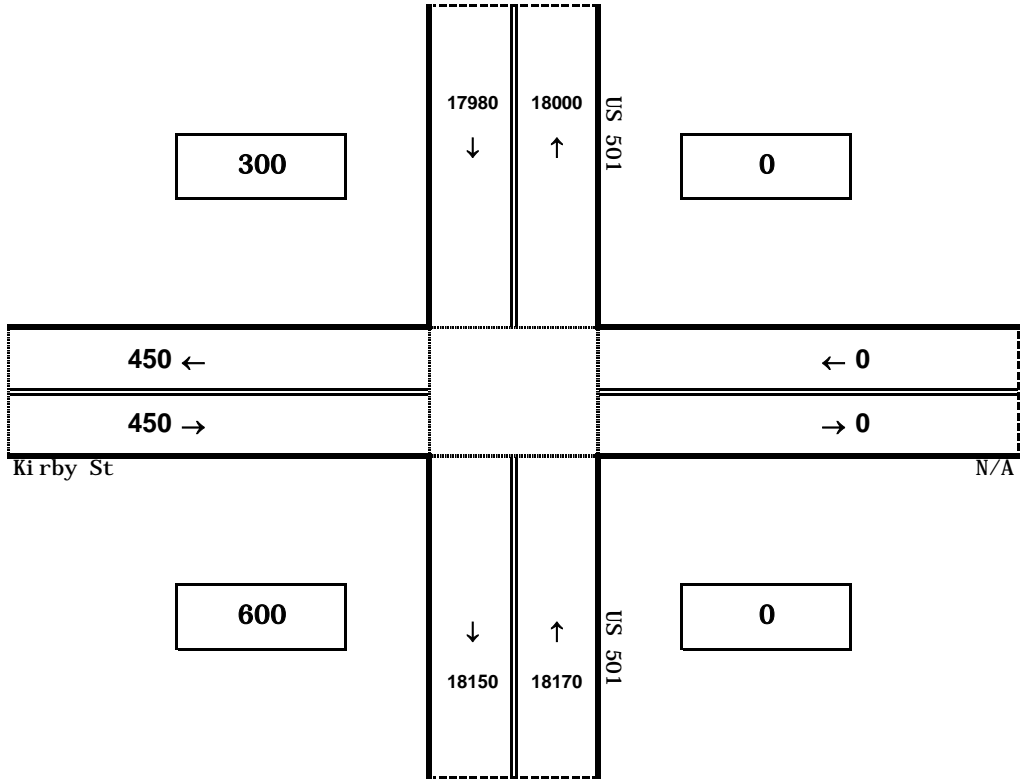



intersectionanalysisbuddy



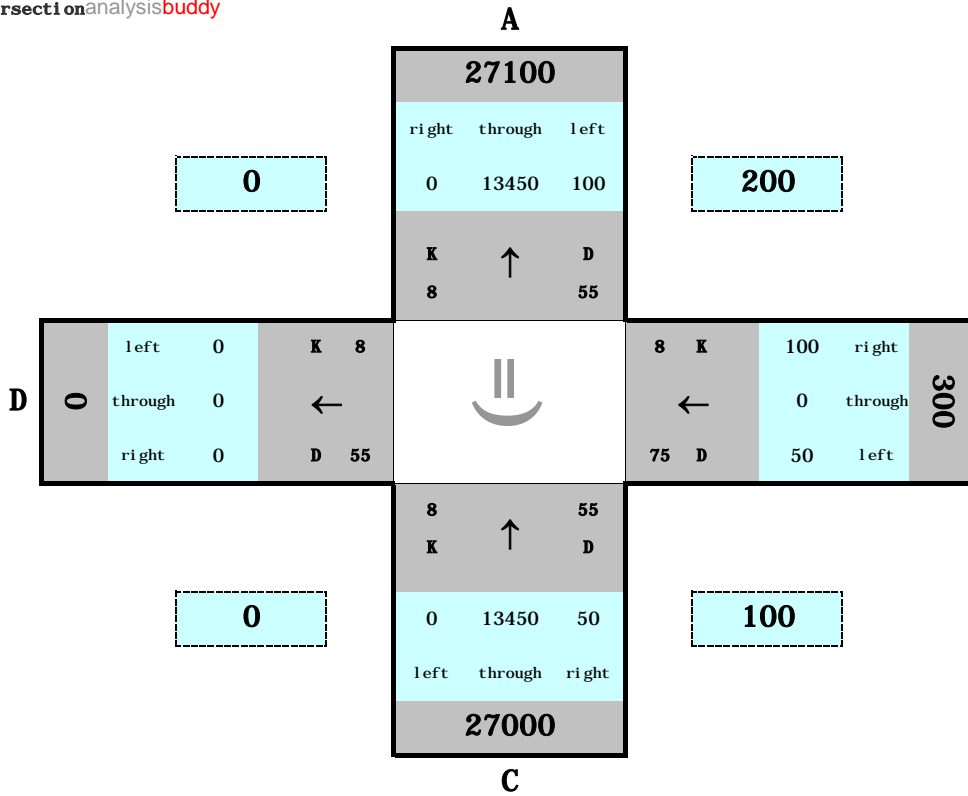
INPUT:				
		0	Change NW & SE	
		0	Change NE & SW	
A	27000	8	55	36000
B	0	8	55	0
C	27300	8	55	36300
D	700	9	65	900
<i>leg</i>	<i>current aadt</i>	<i>8</i>	<i>D</i>	<i>dir. parity</i>
<i>(use AADT = 0 to disregard an intersection leg)</i>				
VALIDATION RESULTS:				
				score:
FACTORS ARE VALID				0.15
TURNS ARE VALID				
CURRENT AADTs ARE VALID				
PROJ. AADTs ARE VALID				

FUTURE VOLUMES



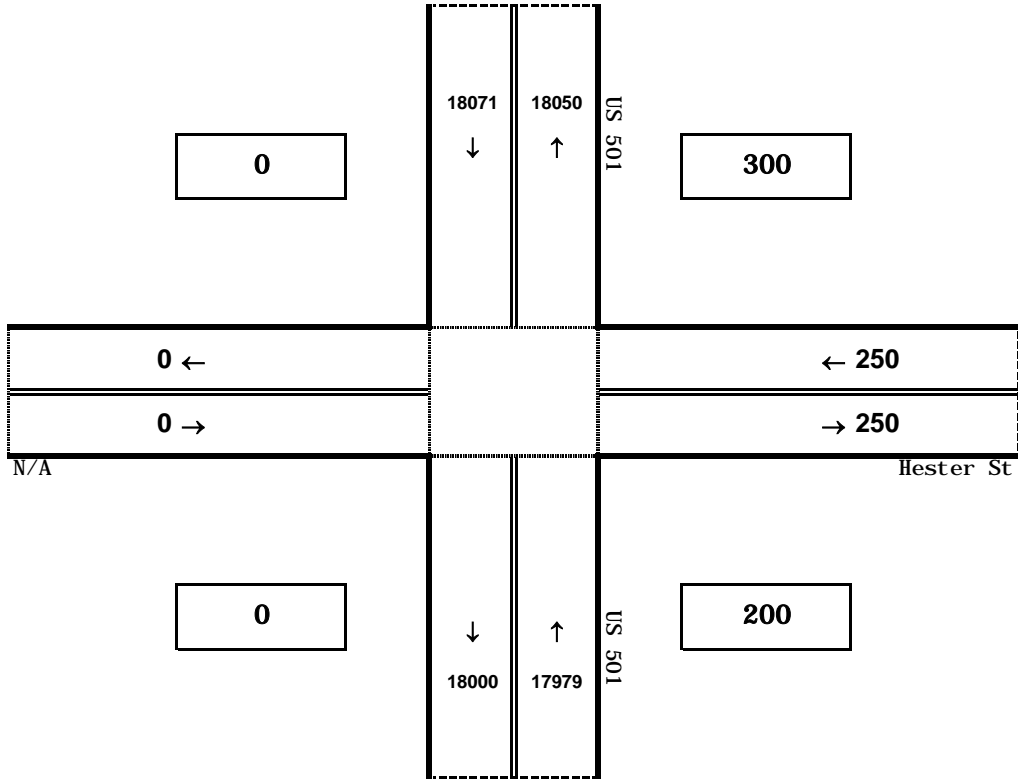


intersectionanalysisbuddy



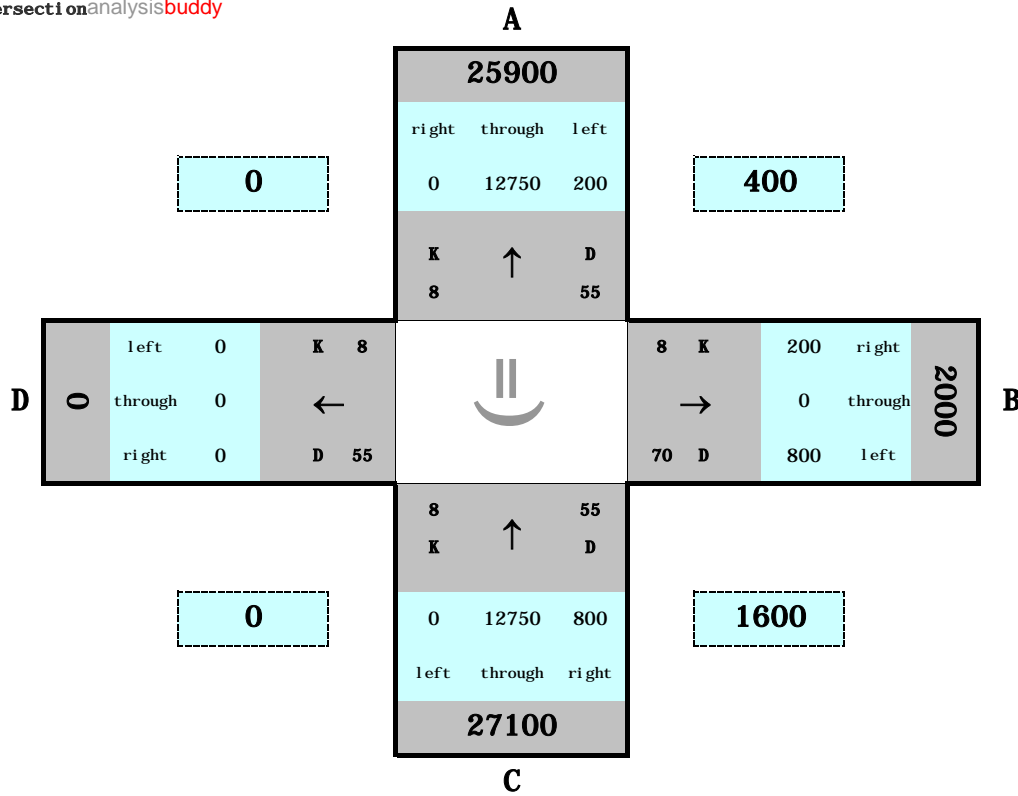
INPUT:				
			0	Change NW & SE
			0	Change NE & SW
A	27100	8	55	36100
B	300	8	75	500
C	27000	8	55	36000
D	0	8	55	0
<i>leg</i>	<i>current aadt</i>	<i>8</i>	<i>D</i>	<i>dir. parity</i>
<i>(use AADT = 0 to disregard an intersection leg)</i>				
VALIDATION RESULTS:				
				score:
FACTORS ARE VALID				0.10
TURNS ARE VALID				
CURRENT AADTs ARE VALID				
PROJ. AADTs ARE VALID				

FUTURE VOLUMES





intersectionanalysisbuddy



INPUT:

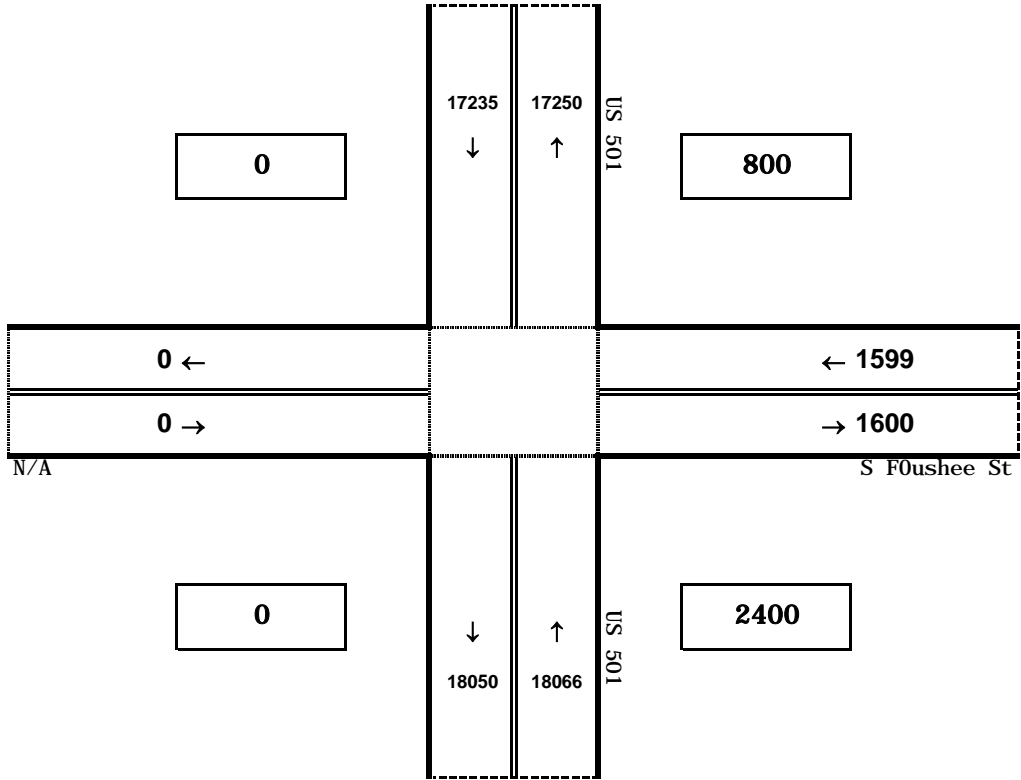
			0	Change NW & SE	
			0	Change NE & SW	
A	25900	8	55		34500
B	2000	8	70		3200
C	27100	8	55		36100
D	0	8	55		0
<i>leg</i>	<i>current aadt</i>	<i>s</i>	<i>D</i>	<i>dir. parity</i>	<i>projected aadt</i>


(use AADT = 0 to disregard an intersection leg)

VALIDATION RESULTS:

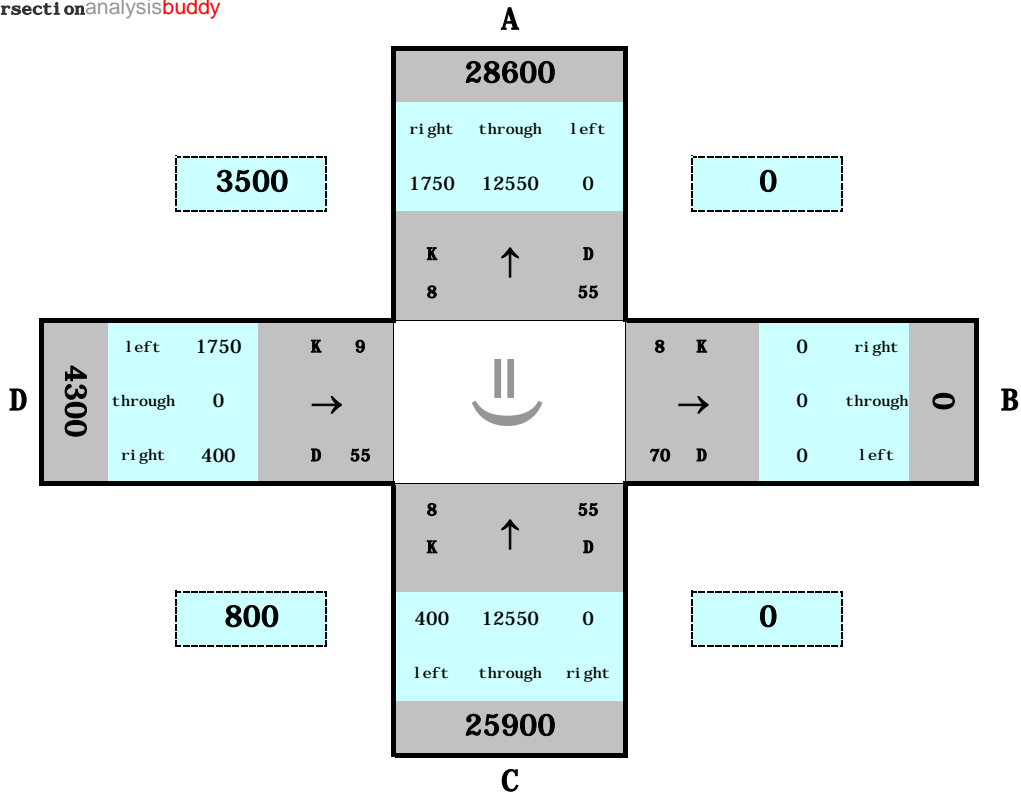
score:	
FACTORS ARE VALID	0.50
TURNS ARE VALID	
CURRENT AADTs ARE VALID	
PROJ. AADTs ARE VALID	

FUTURE VOLUMES



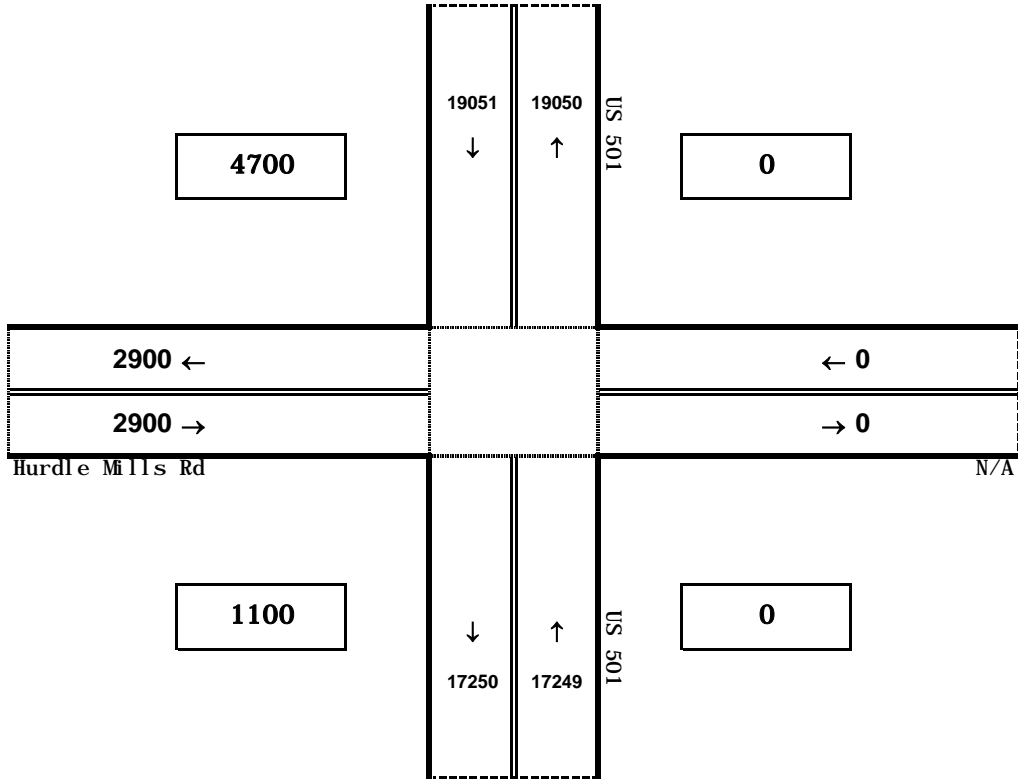



intersectionanalysisbuddy



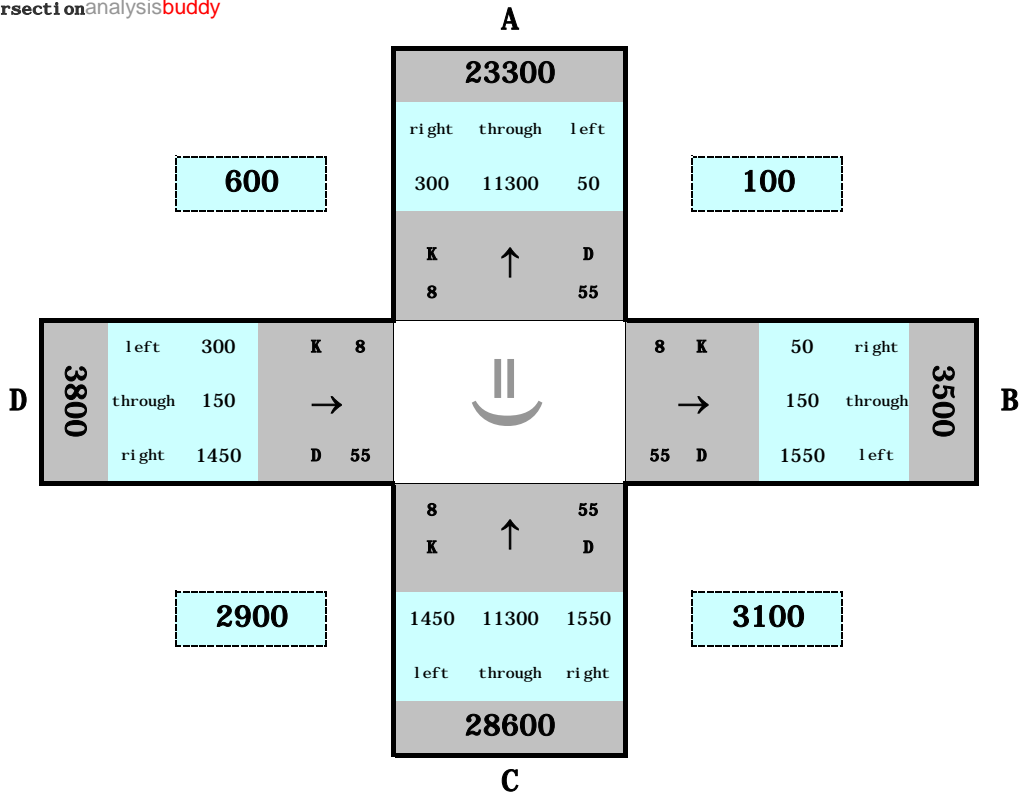
INPUT:				
		0	Change NW & SE	
		0	Change NE & SW	
A	28600	8	55	38100
B	0	8	70	0
C	25900	8	55	34500
D	4300	9	55	5800
<i>leg</i>	<i>current aadt</i>	<i>8</i>	<i>D</i>	<i>dir. parity</i>
<i>(use AADT = 0 to disregard an intersection leg)</i>				
VALIDATION RESULTS:				
				score:
FACTORS ARE VALID				0.15
TURNS ARE VALID				
CURRENT AADTs ARE VALID				
PROJ. AADTs ARE VALID				

FUTURE VOLUMES





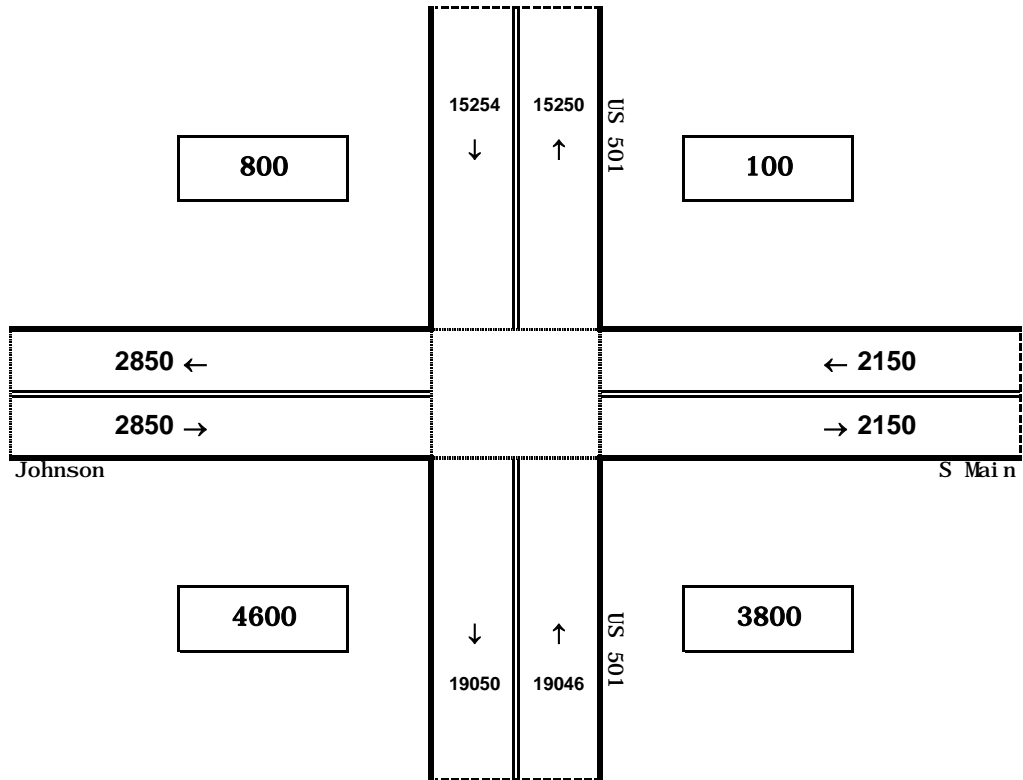
intersectionanalysisbuddy




INPUT:				
			3	Change NW & SE
			-2	Change NE & SW
A	23300	8	55	
B	3500	8	55	
C	28600	8	55	
D	3800	8	55	
<i>leg</i>	<i>current aadt</i>	<i>K</i>	<i>D</i>	<i>dir. parity</i>
<i>(use AADT = 0 to disregard an intersection leg)</i>				
VALIDATION RESULTS:				
				score:
FACTORS ARE VALID				0.39
TURNS ARE VALID				
CURRENT AADTs ARE VALID				
PROJ. AADTs ARE VALID				

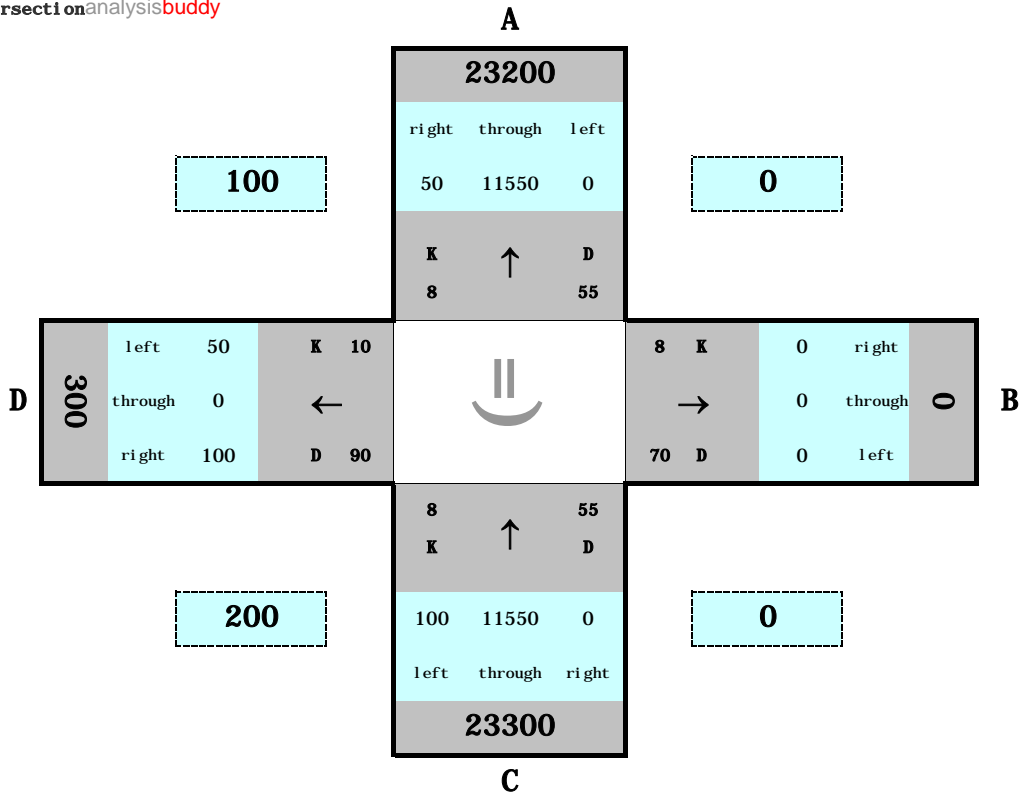
30500
4300
38100
5700
<i>projected aadt</i>

FUTURE VOLUMES





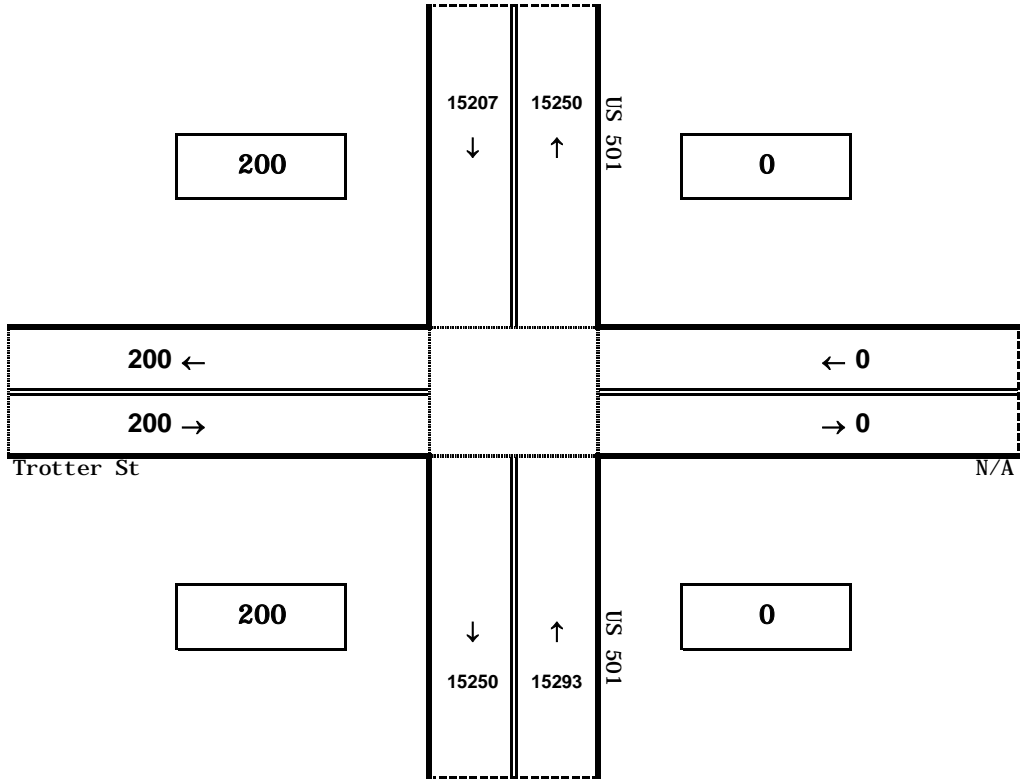
intersectionanalysisbuddy



INPUT:				
		0	Change NW & SE	
		0	Change NE & SW	
A	23200	8	55	30500
B	0	8	70	0
C	23300	8	55	30500
D	300	10	90	400
<i>leg</i>	<i>current aadt</i>	<i>8</i>	<i>D</i>	<i>dir. parity</i>
<i>(use AADT = 0 to disregard an intersection leg)</i>				
VALIDATION RESULTS:				
				score:
FACTORS ARE VALID				0.25
TURNS ARE VALID				
CURRENT AADTs ARE VALID				
PROJ. AADTs ARE VALID				

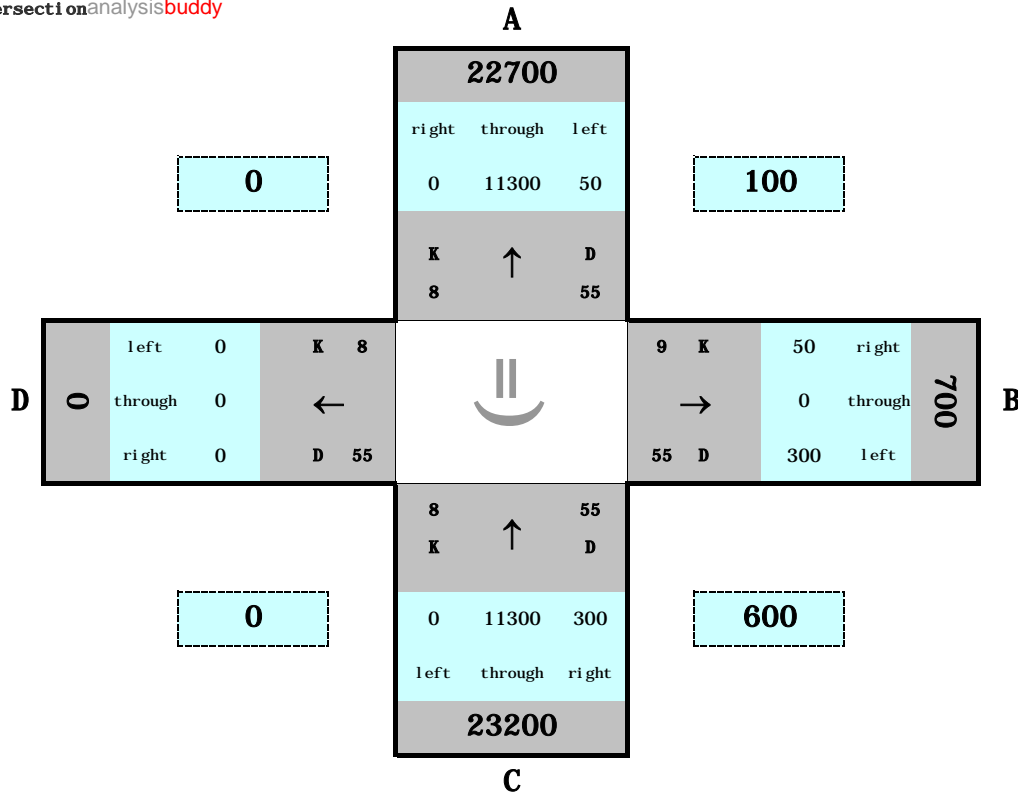
30500
0
30500
400
<i>projected aadt</i>

FUTURE VOLUMES





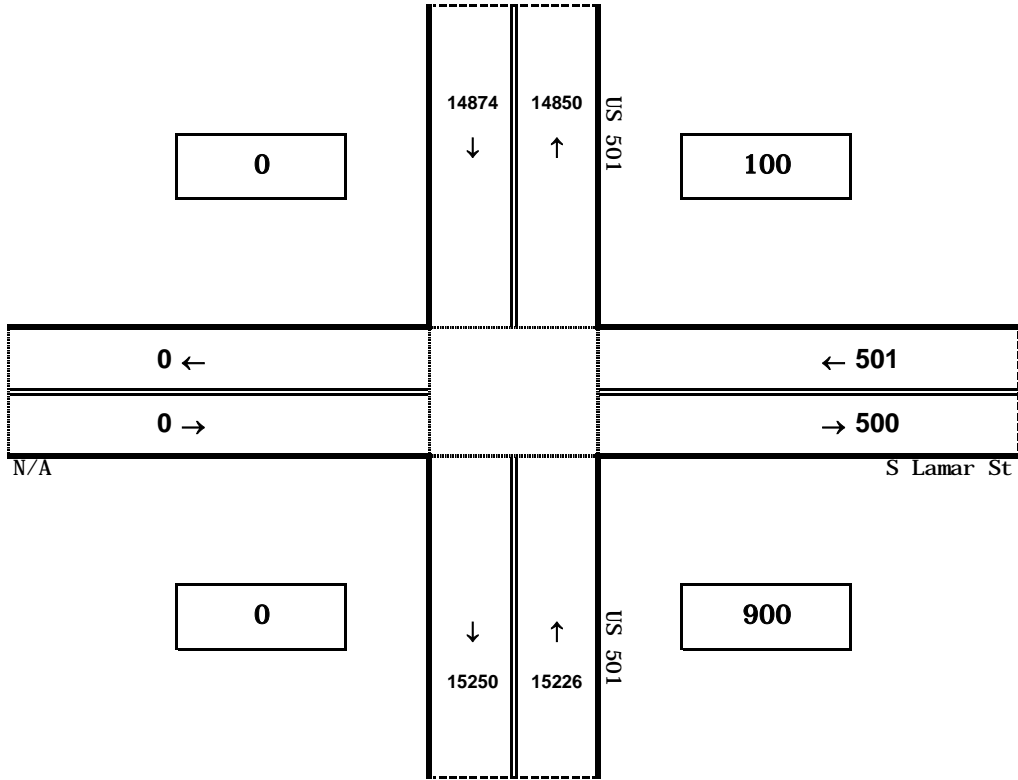
intersectionanalysisbuddy



INPUT:				
			0	Change NW & SE
			0	Change NE & SW
A	22700	8	55	
B	700	9	55	
C	23200	8	55	
D	0	8	55	
leg	current aadt	8	D	dir. parity
<i>(use AADT = 0 to disregard an intersection leg)</i>				
VALIDATION RESULTS:				
				score:
FACTORS ARE VALID				0.02
TURNS ARE VALID				
CURRENT AADTs ARE VALID				
PROJ. AADTs ARE VALID				

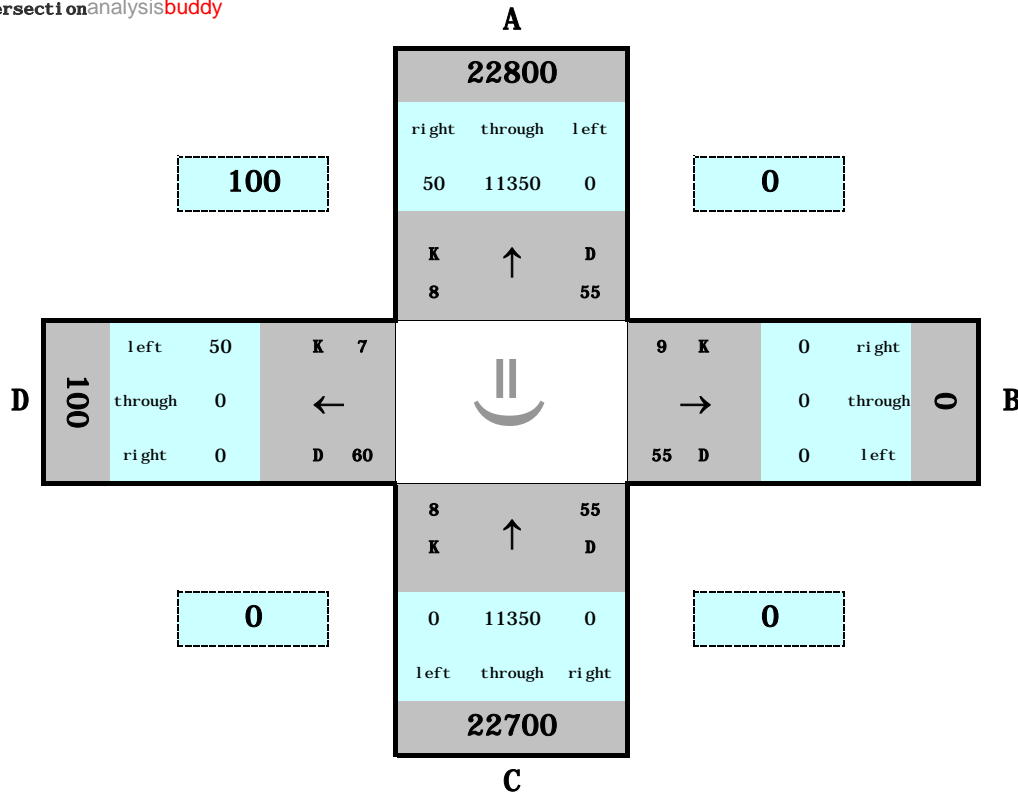
				29700
				1000
				30500
				0
				projected aadt

FUTURE VOLUMES





intersectionanalysisbuddy



INPUT:

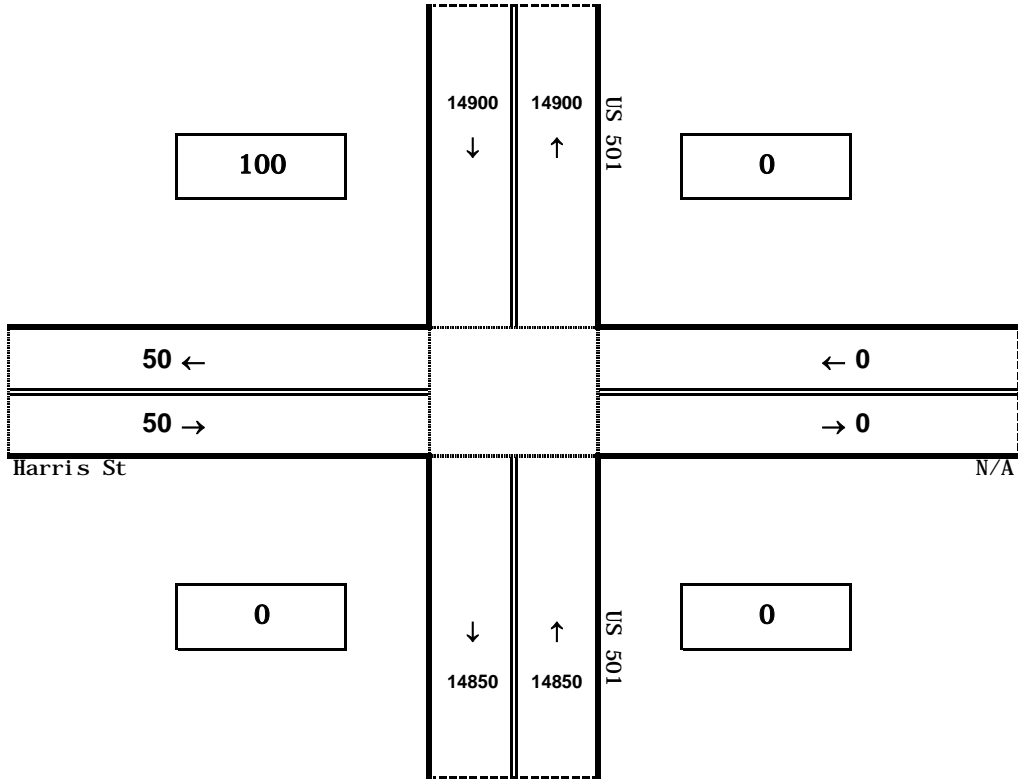
			0	Change NW & SE	
			0	Change NE & SW	
A	22800	8	55		29800
B	0	9	55		0
C	22700	8	55		29700
D	100	7	60		100
<i>leg</i>	<i>current aadt</i>	<i>8</i>	<i>D</i>	<i>dir. parity</i>	<i>projected aadt</i>


(use AADT = 0 to disregard an intersection leg)

VALIDATION RESULTS:

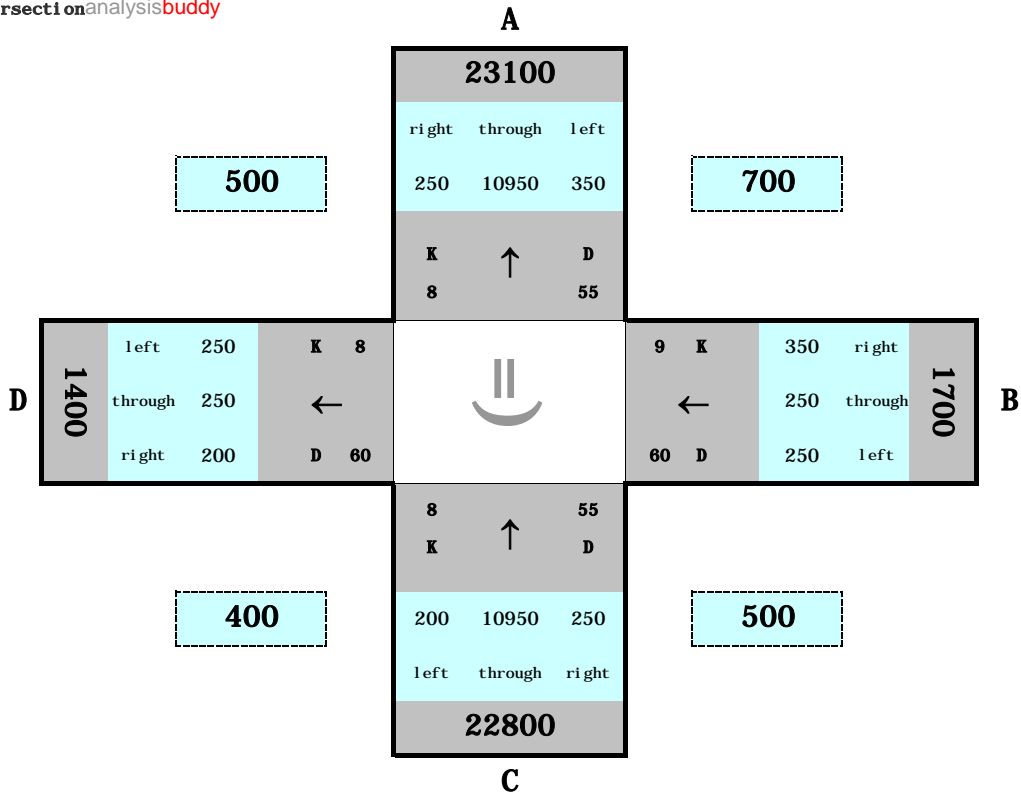
	score:
FACTORS ARE VALID	0.02
TURNS ARE VALID	
CURRENT AADTs ARE VALID	
PROJ. AADTs ARE VALID	

FUTURE VOLUMES



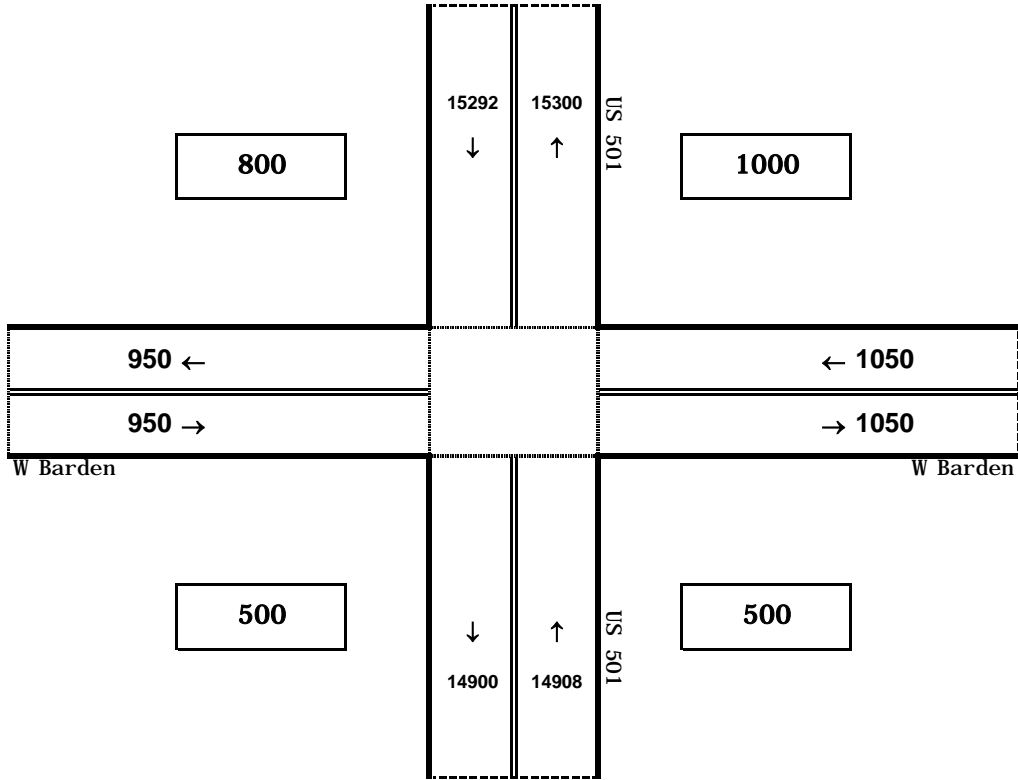



intersectionanalysisbuddy



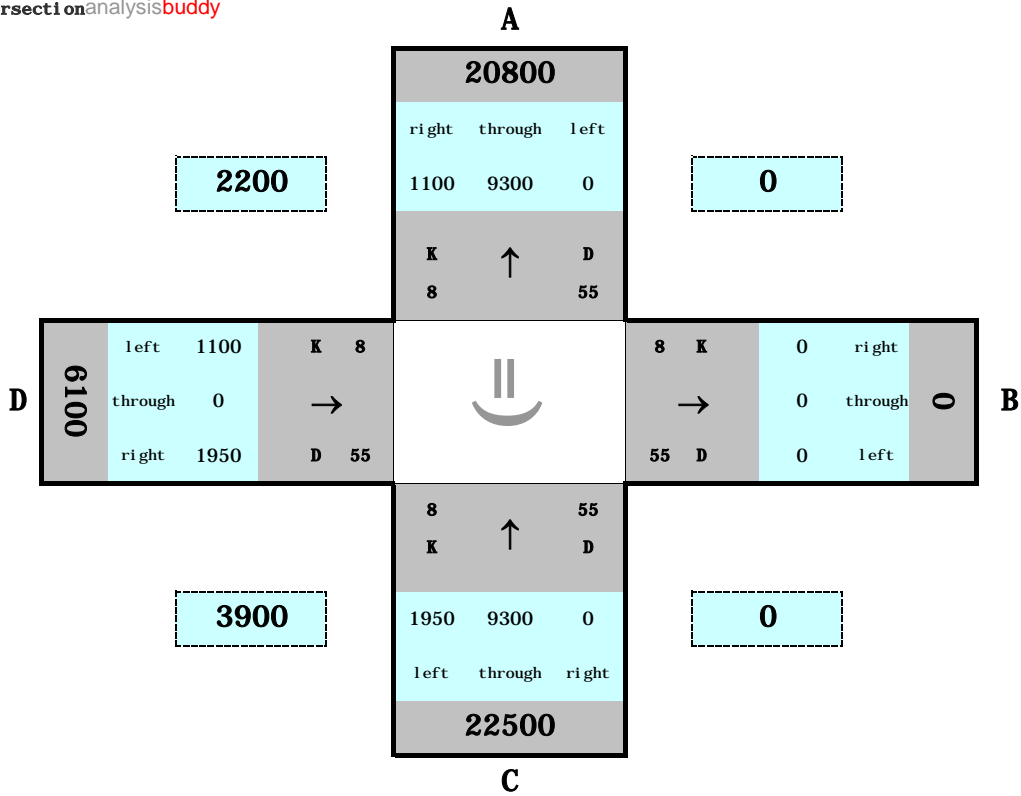
INPUT:					
			4	Change NW & SE	
			-3	Change NE & SW	
A	23100	8	55		30600
B	1700	9	60		2100
C	22800	8	55		29800
D	1400	8	60		1900
<i>leg</i>	<i>current aadt</i>	<i>K</i>	<i>D</i>	<i>dir. parity</i>	<i>projected aadt</i>
<i>(use AADT = 0 to disregard an intersection leg)</i>					
VALIDATION RESULTS:					
					score:
FACTORS ARE VALID					0.06
TURNS ARE VALID					
CURRENT AADTs ARE VALID					
PROJ. AADTs ARE VALID					

FUTURE VOLUMES



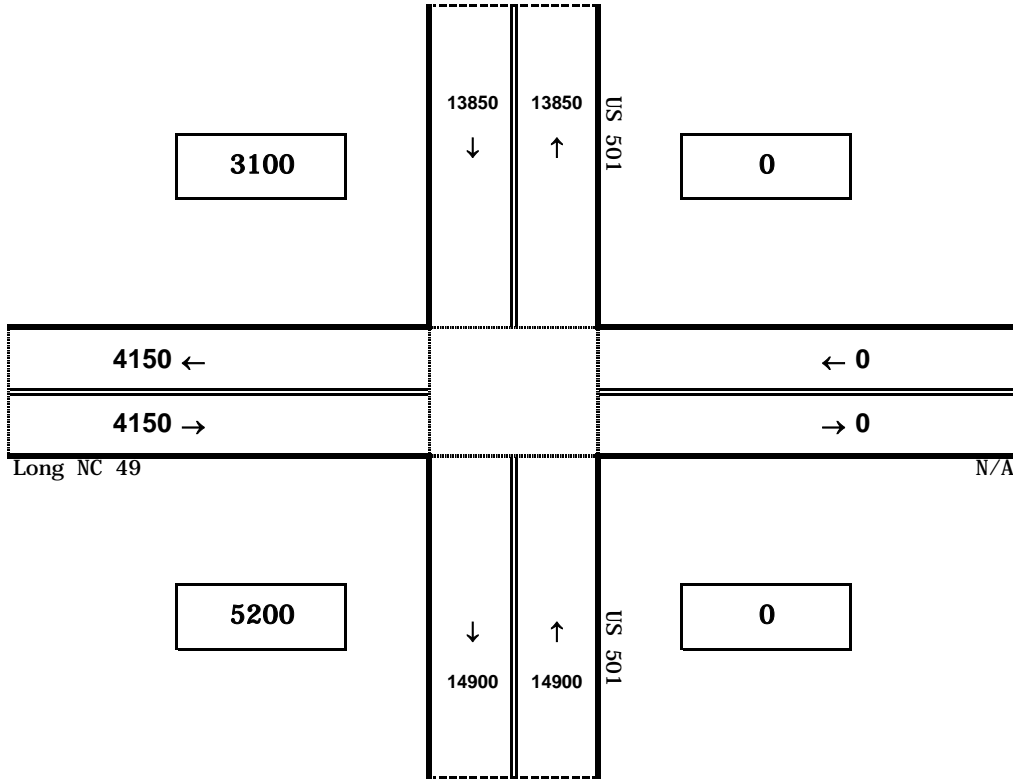



intersectionanalysisbuddy



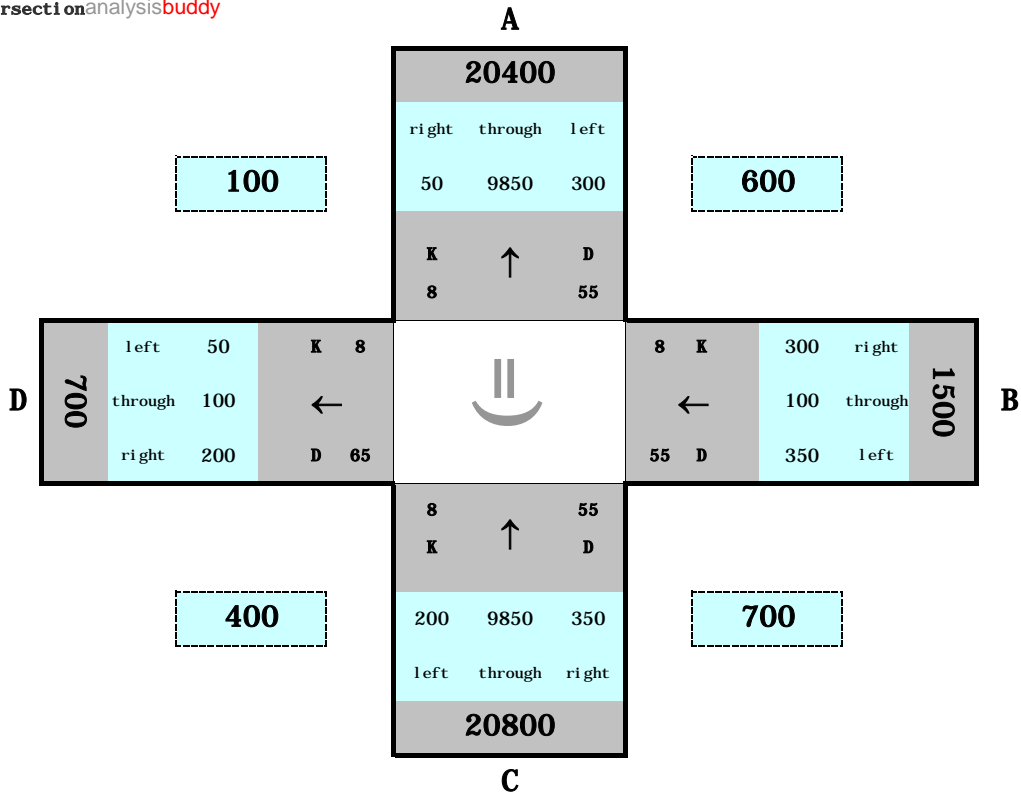
INPUT:				
			0	Change NW & SE
			0	Change NE & SW
A	20800	8	55	27700
B	0	8	55	0
C	22500	8	55	29800
D	6100	8	55	8300
<i>leg</i>	<i>current aadt</i>	<i>K</i>	<i>D</i>	<i>dir. parity</i>
<i>(use AADT = 0 to disregard an intersection leg)</i>				
VALIDATION RESULTS:				
				score:
FACTORS ARE VALID				0.69
TURNS ARE VALID				
CURRENT AADTs ARE VALID				
PROJ. AADTs ARE VALID				

FUTURE VOLUMES



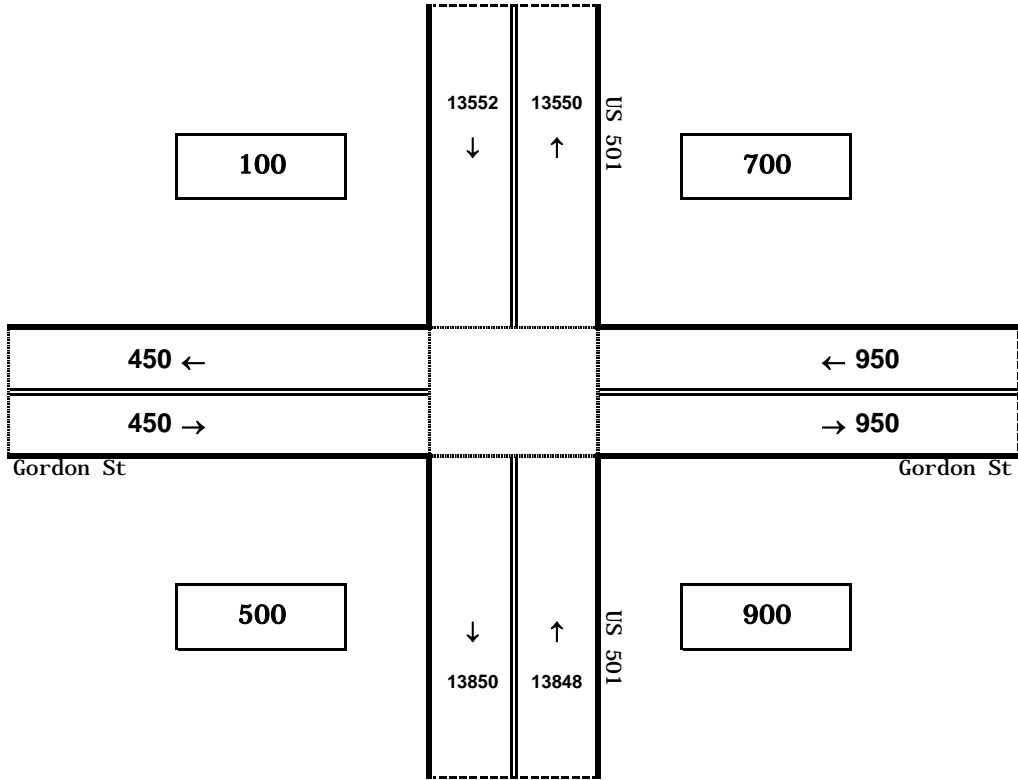


intersectionanalysisbuddy




INPUT:				
		0	Change NW & SE	
		0	Change NE & SW	
A	20400	8	55	27100
B	1500	8	55	1900
C	20800	8	55	27700
D	700	8	65	900
<i>leg</i>	<i>current aadt</i>	<i>K</i>	<i>D</i>	<i>dir. parity</i>
<i>(use AADT = 0 to disregard an intersection leg)</i>				
VALIDATION RESULTS:				
				score:
FACTORS ARE VALID				0.02
TURNS ARE VALID				
CURRENT AADTs ARE VALID				
PROJ. AADTs ARE VALID				

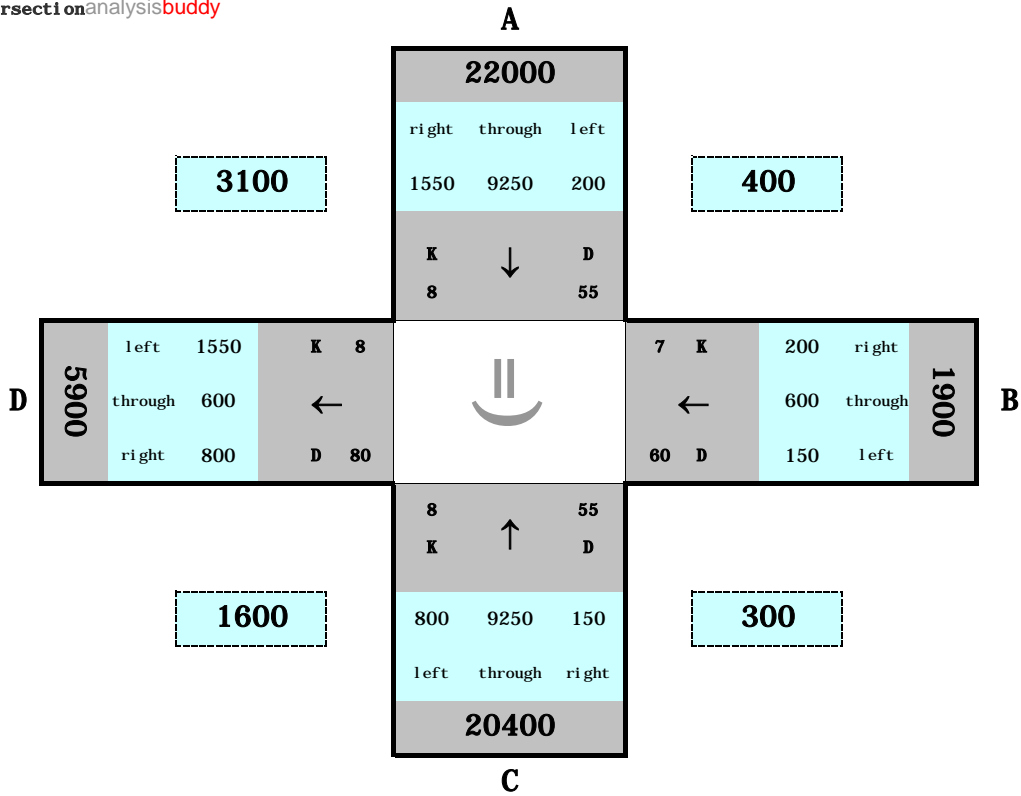
FUTURE VOLUMES



#



intersectionanalysisbuddy



INPUT:

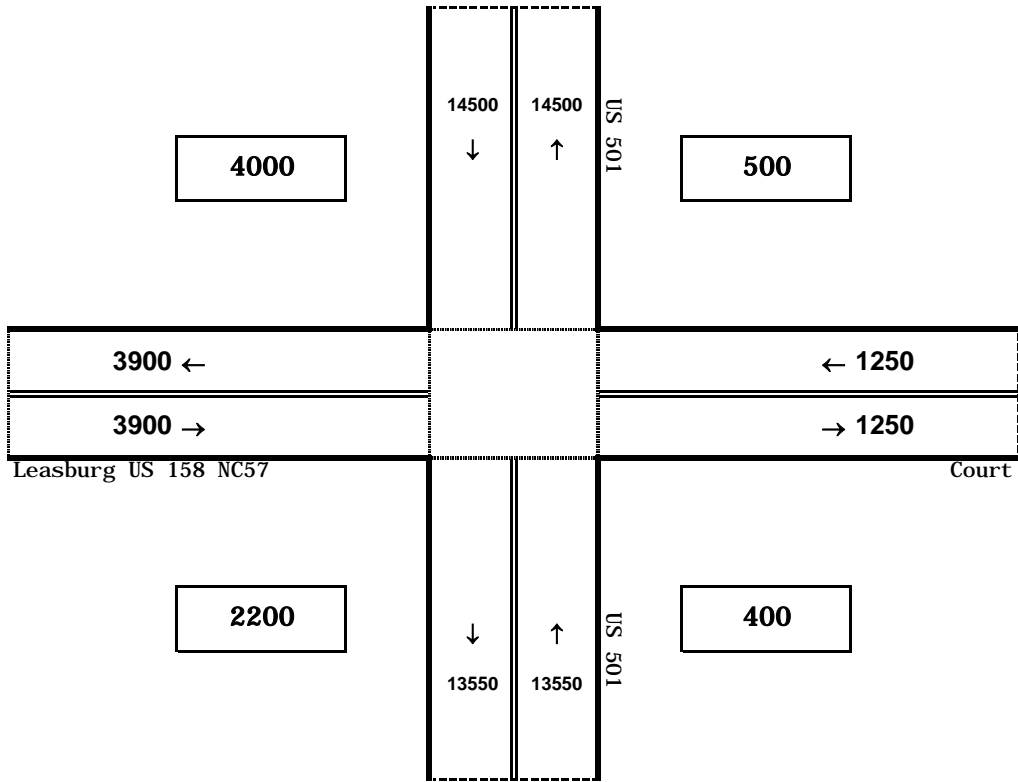
			- 5	Change NW & SE	
			- 5	Change NE & SW	
A	22000	8	55		29000
B	1900	7	60		2500
C	20400	8	55		27100
D	5900	8	80		7800
<i>leg</i>	<i>current aadt</i>	<i>K</i>	<i>D</i>	<i>dir. parity</i>	<i>projected aadt</i>

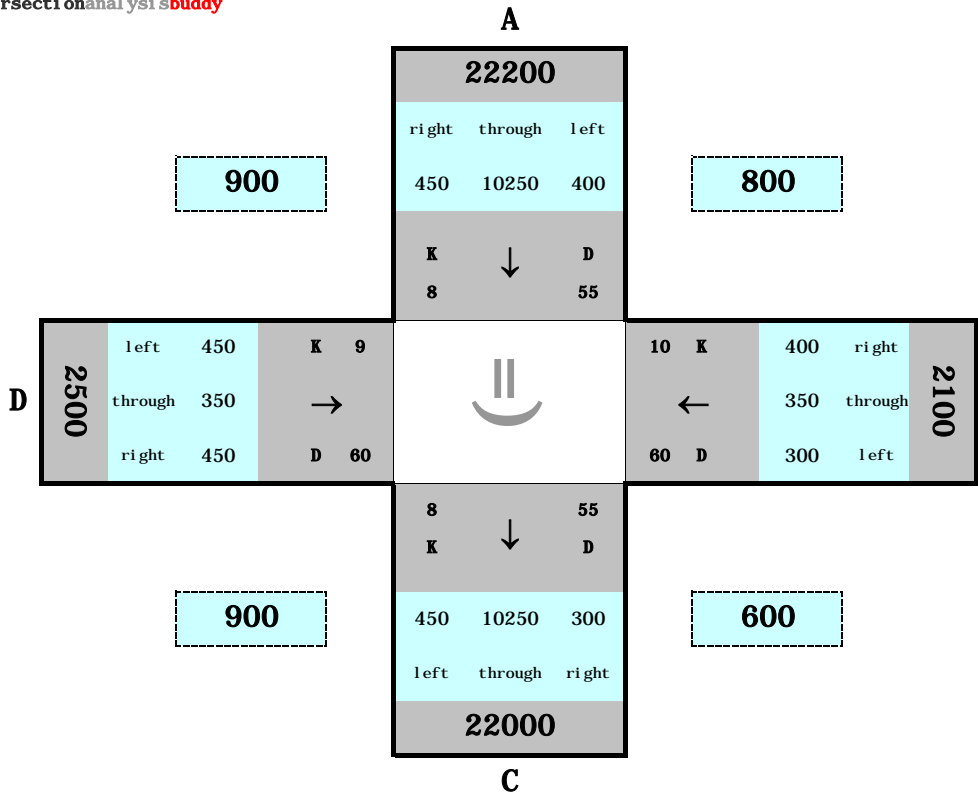
(use AADT = 0 to disregard an intersection leg)

VALIDATION RESULTS:

	score:
FACTORS ARE VALID	0.94
TURNS ARE VALID	
CURRENT AADTs ARE VALID	
PROJ. AADTs ARE VALID	

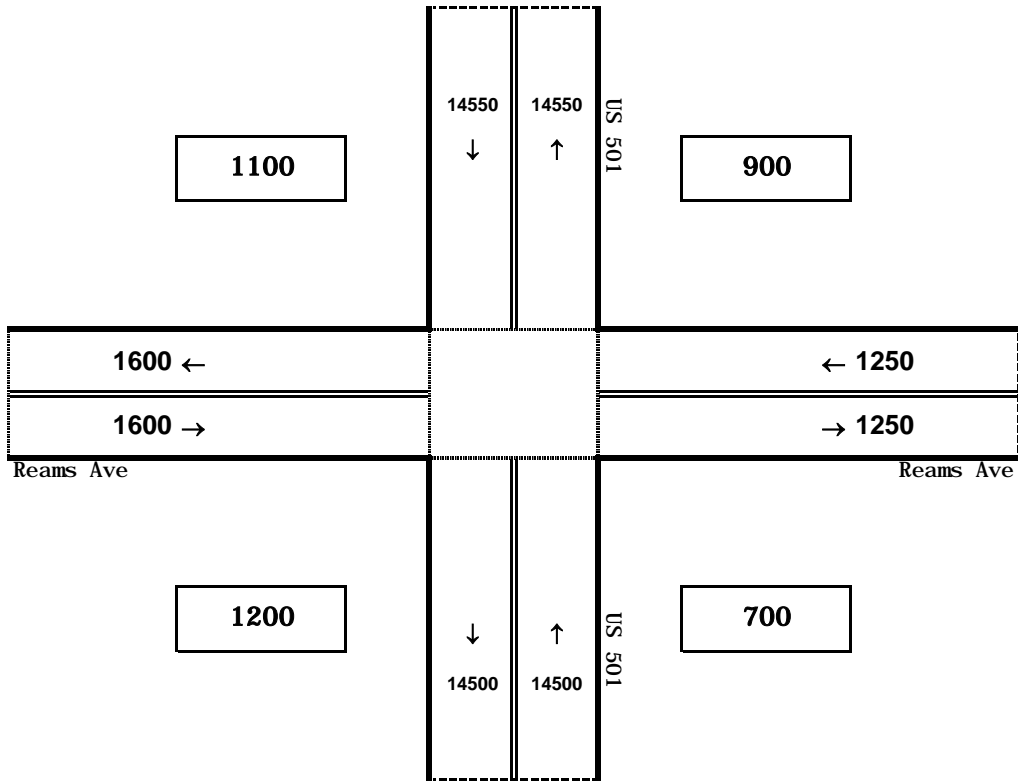
FUTURE VOLUMES





INPUT:				
			- 4	Change NW & SE
			- 2	Change NE & SW
A	22200	8	55	29100
B	2100	10	60	2500
C	22000	8	55	29000
D	2500	9	60	3200
<i>leg</i>	<i>current aadt</i>	<i>K</i>	<i>D</i>	<i>dir. parity</i>
<i>(use AADT = 0 to disregard an intersection leg)</i>				
VALIDATION RESULTS:				
				score:
FACTORS ARE VALID				1.00
TURNS ARE VALID				
CURRENT AADTs ARE VALID				
PROJ. AADTs ARE VALID				

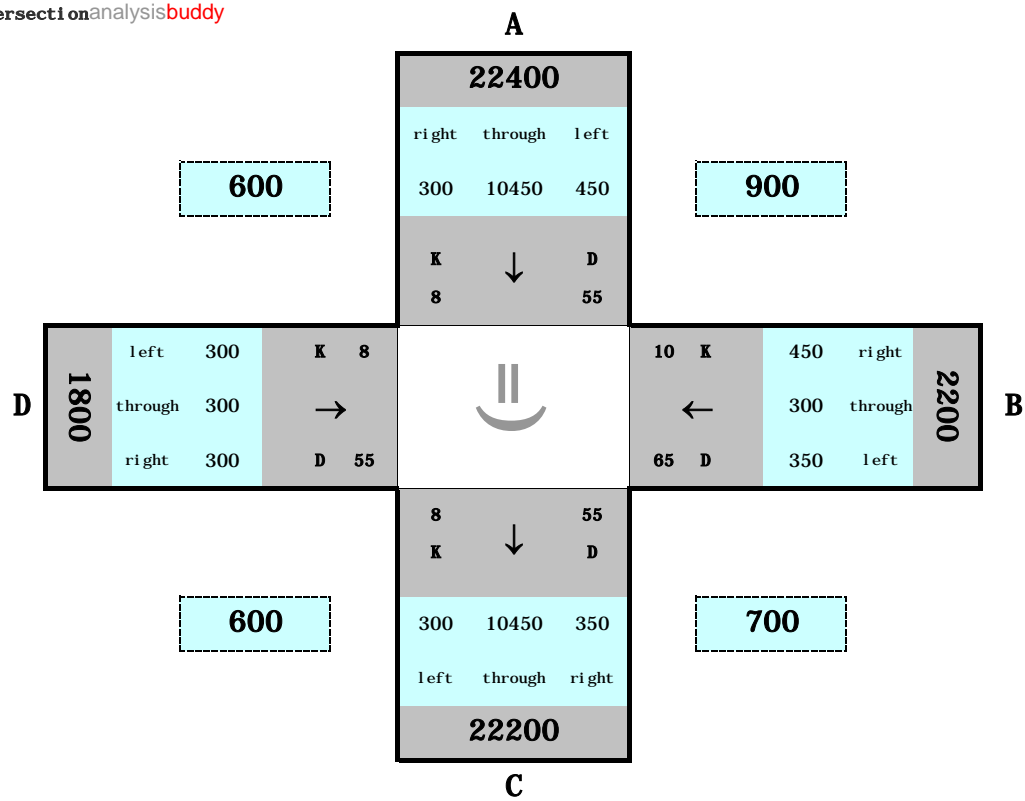
FUTURE VOLUMES



#

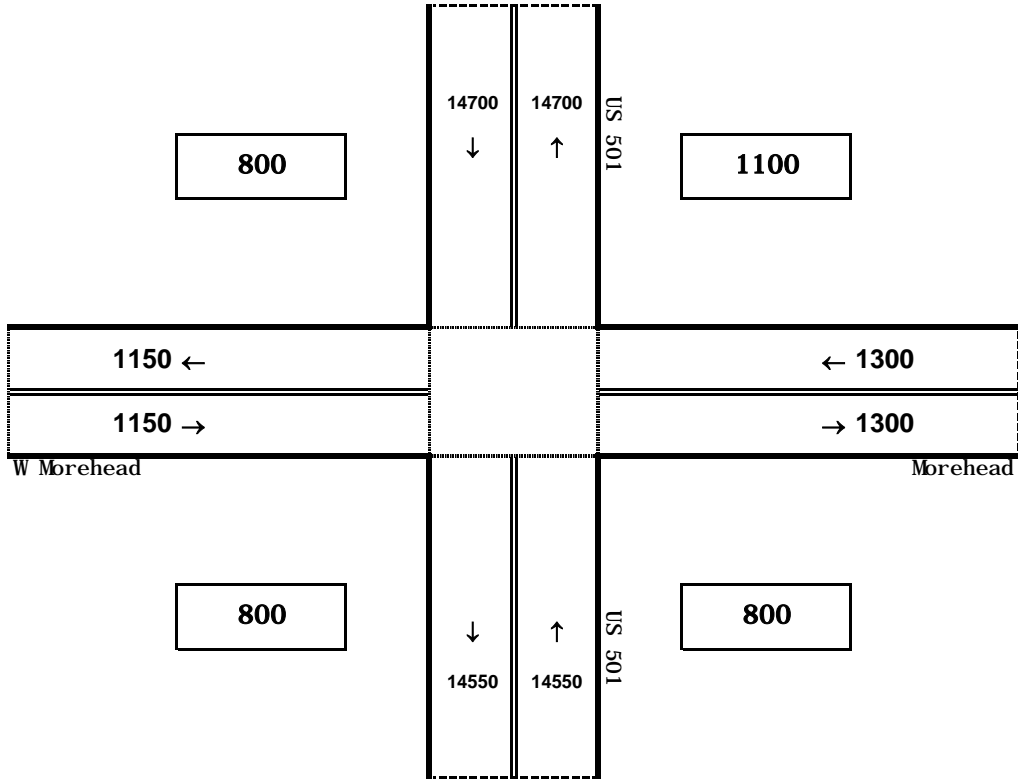
☺	☺	☺	☹	☺
---	---	---	---	---

intersectionanalysisbuddy




INPUT:				
		5	Change NW & SE	
		-3	Change NE & SW	
A	22400	8	55	29400
B	2200	10	65	2600
C	22200	8	55	29100
D	1800	8	55	2300
<i>leg</i>	<i>current aadt</i>	<i>K</i>	<i>D</i>	<i>dir. parity</i>
<i>(use AADT = 0 to disregard an intersection leg)</i>				
VALIDATION RESULTS:				
				score:
FACTORS ARE VALID				0.92
TURNS ARE VALID				
CURRENT AADTs ARE VALID				
PROJ. AADTs ARE VALID				

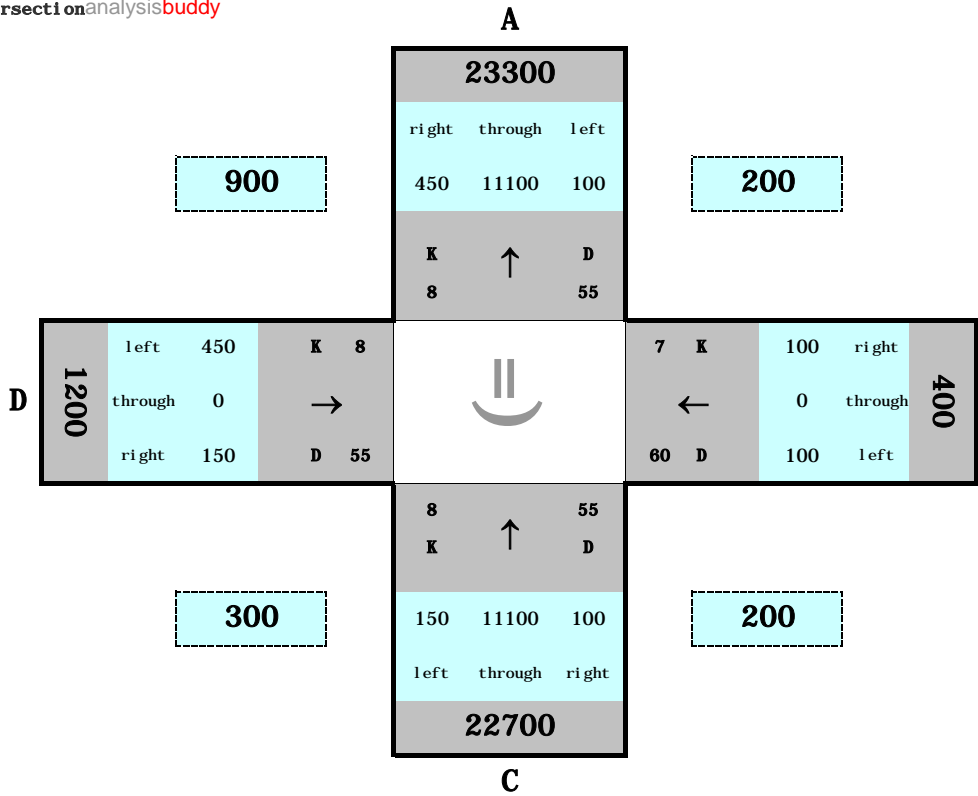
FUTURE VOLUMES



#

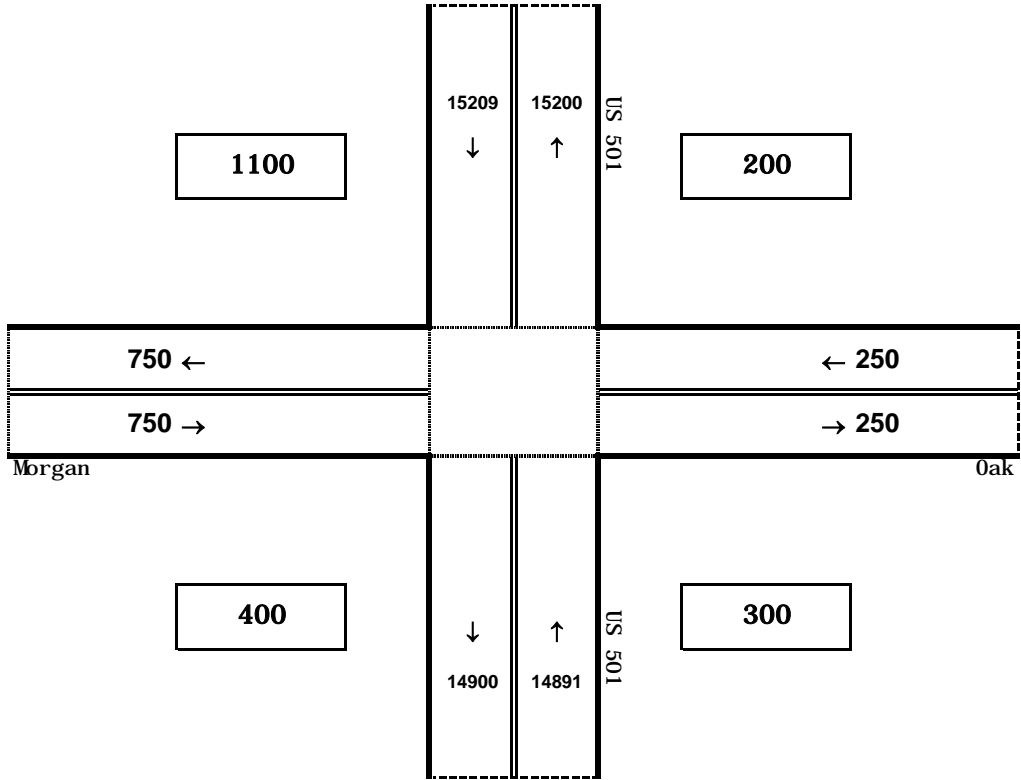


intersectionanalysisbuddy



INPUT:				
		0	Change NW & SE	
		0	Change NE & SW	
A	23300	8	55	30400
B	400	7	60	500
C	22700	8	55	29800
D	1200	8	55	1500
<i>leg</i>	<i>current aadt</i>	<i>K</i>	<i>D</i>	<i>dir. parity</i>
<i>(use AADT = 0 to disregard an intersection leg)</i>				
VALIDATION RESULTS:				
				score:
FACTORS ARE VALID				0.11
TURNS ARE VALID				
CURRENT AADTs ARE VALID				
PROJ. AADTs ARE VALID				

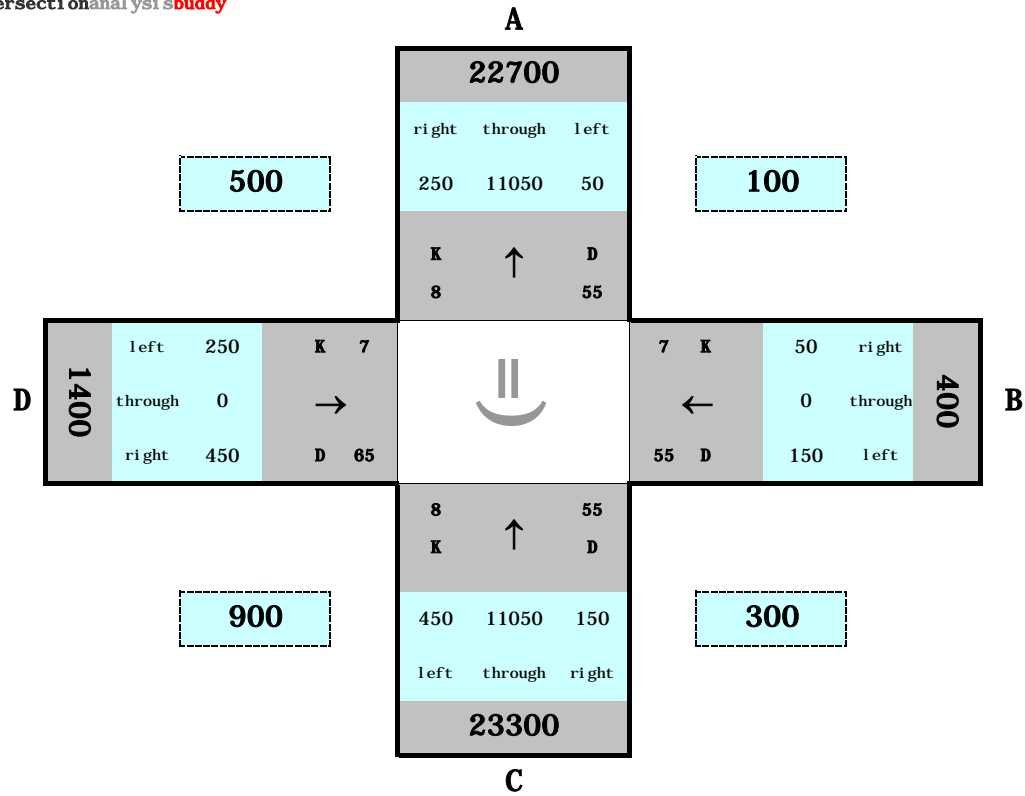
FUTURE VOLUMES



#

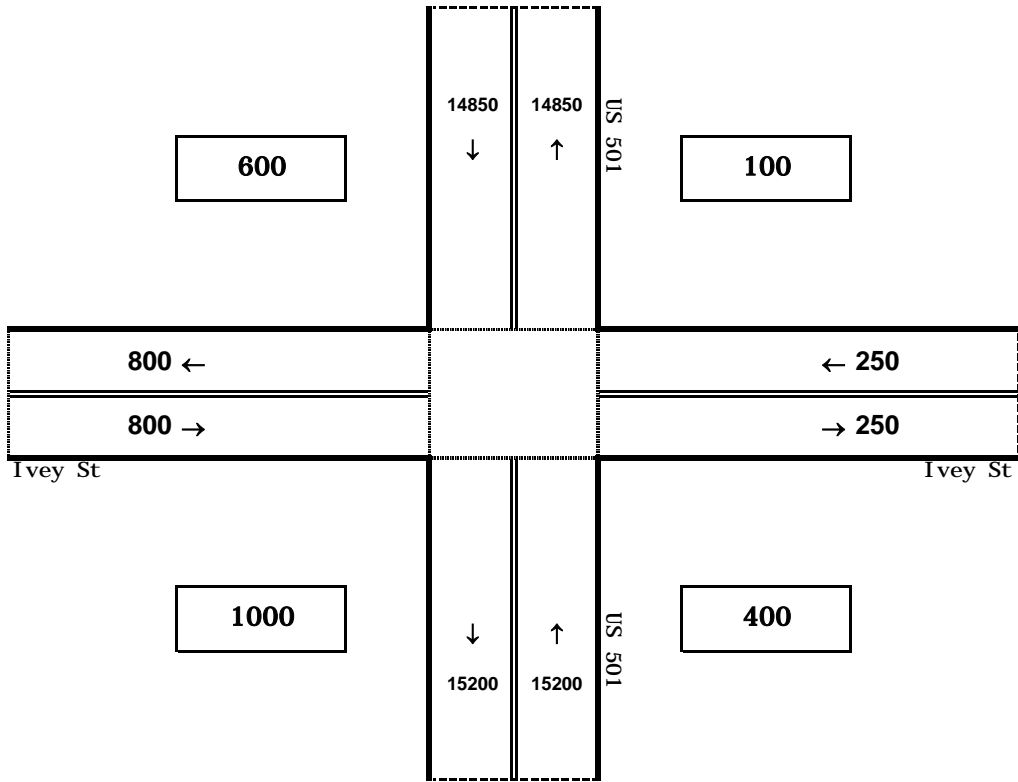
☺	☺	☺	☹	☺
---	---	---	---	---

intersection analysis buddy



INPUT:				
		1	Change NW & SE	
		- 1	Change NE & SW	
A	22700	8	55	29700
B	400	7	55	500
C	23300	8	55	30400
D	1400	7	65	1600
<i>leg</i>	<i>current aadt</i>	<i>K</i>	<i>D</i>	<i>dir. parity</i>
<i>(use AADT = 0 to disregard an intersection leg)</i>				
VALIDATION RESULTS:				
				score:
FACTORS ARE VALID				0.40
TURNS ARE VALID				
CURRENT AADTs ARE VALID				
PROJ. AADTs ARE VALID				

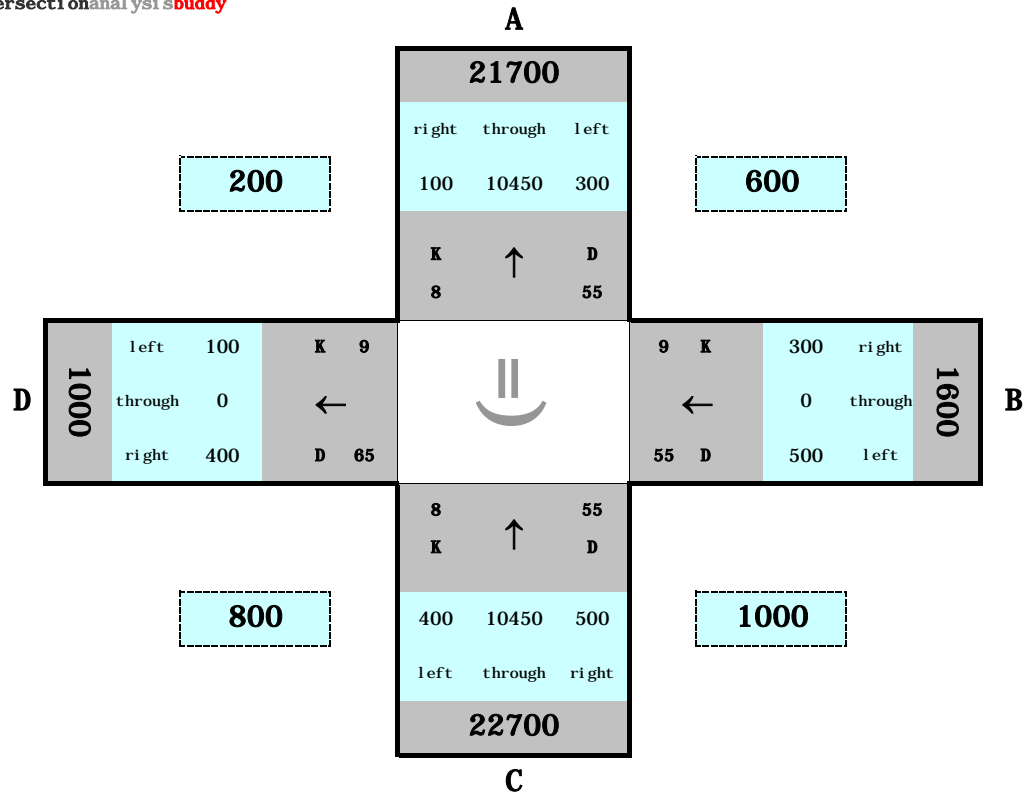
FUTURE VOLUMES



#

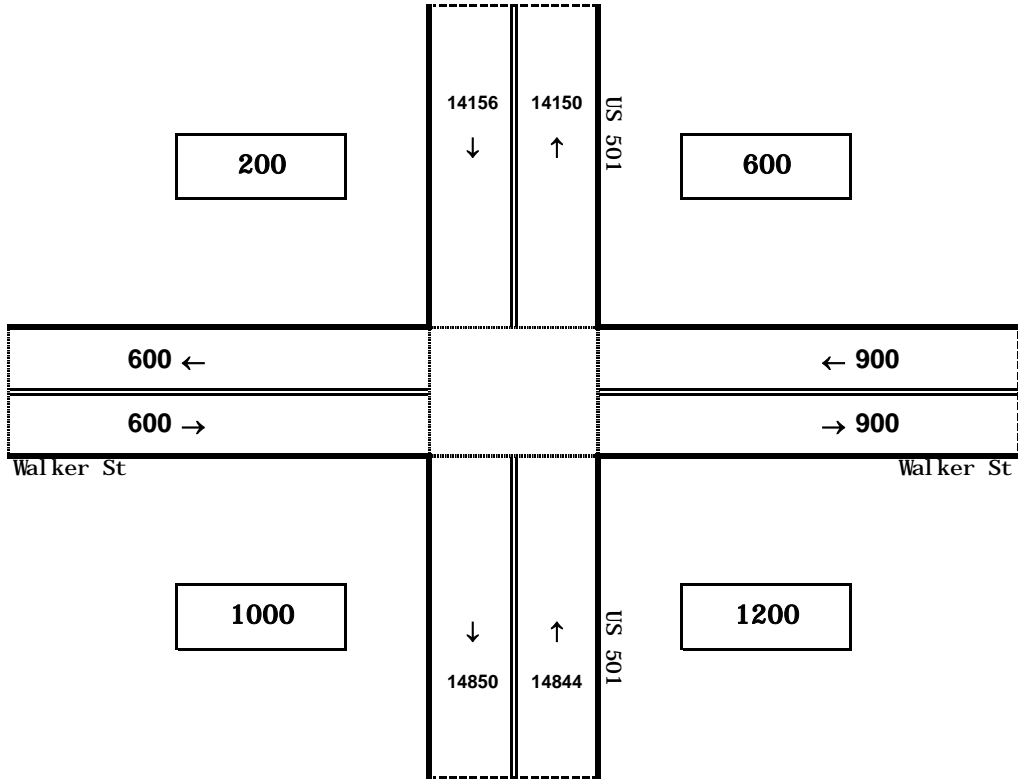
☺	☺	☺	☹	☺
---	---	---	---	---

intersection analysis buddy



INPUT:					
			1	Change NW & SE	
			5	Change NE & SW	
A	21700	8	55		28300
B	1600	9	55		1800
C	22700	8	55		29700
D	1000	9	65		1200
<i>leg</i>	<i>current aadt</i>	<i>K</i>	<i>D</i>	<i>dir. parity</i>	<i>projected aadt</i>
<i>(use AADT = 0 to disregard an intersection leg)</i>					
VALIDATION RESULTS:					
					score:
FACTORS ARE VALID					0.05
TURNS ARE VALID					
CURRENT AADTs ARE VALID					
PROJ. AADTs ARE VALID					

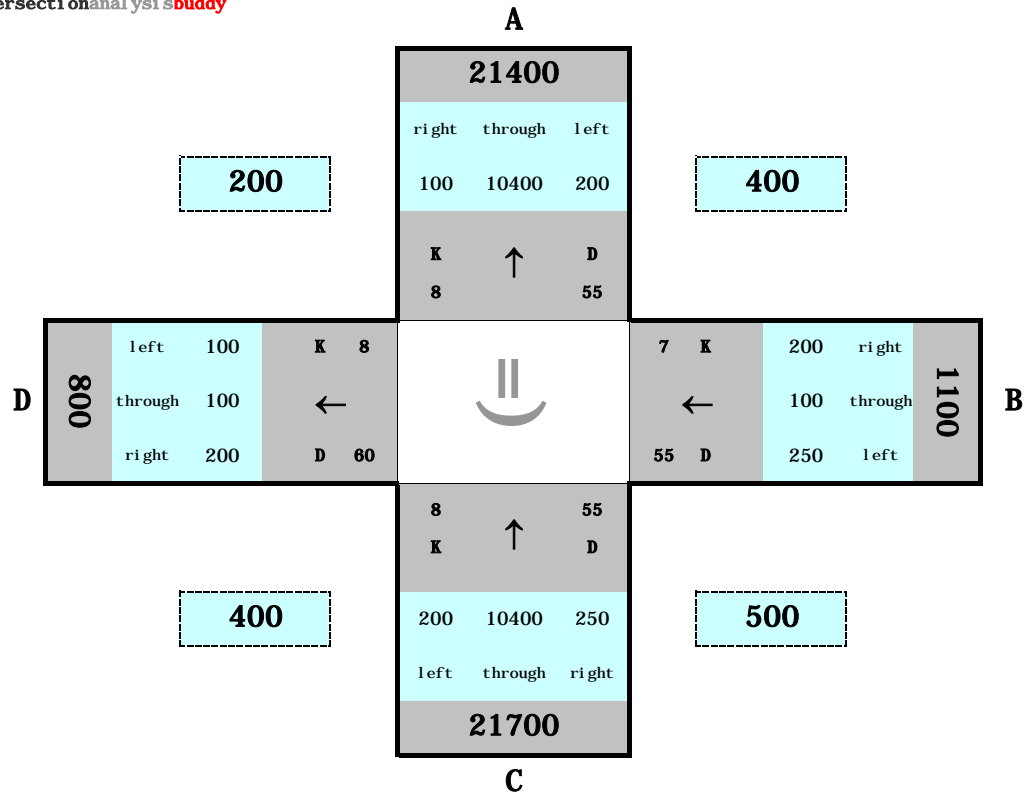
FUTURE VOLUMES



#

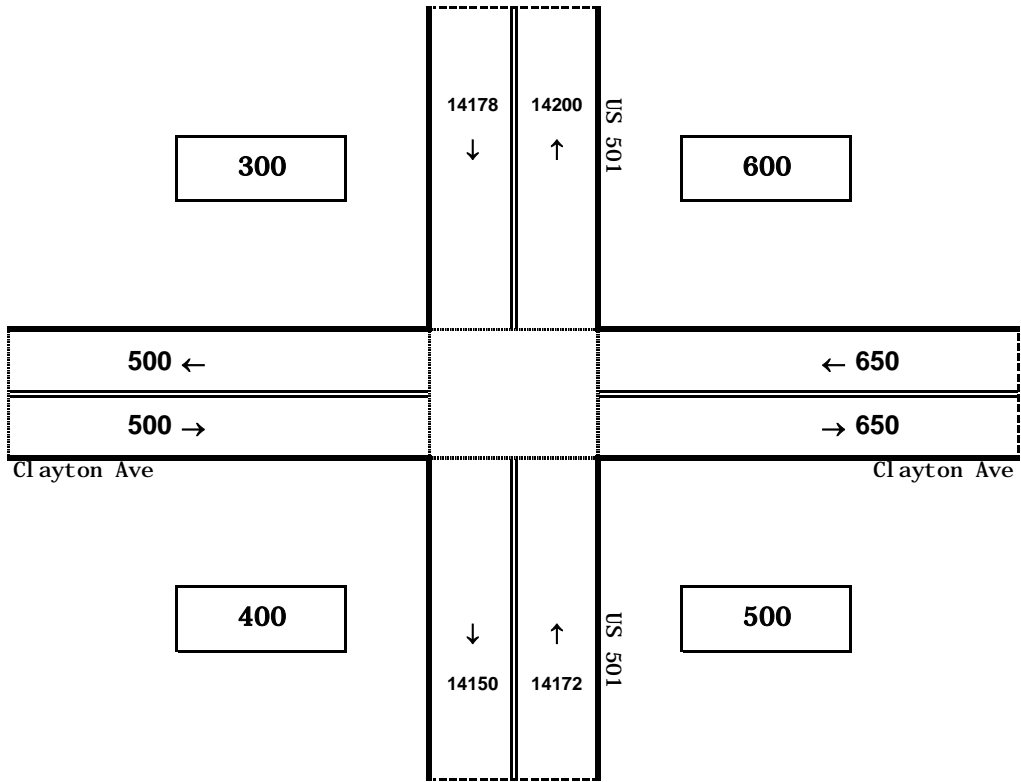
☺	☺	☺	☹	☺
---	---	---	---	---

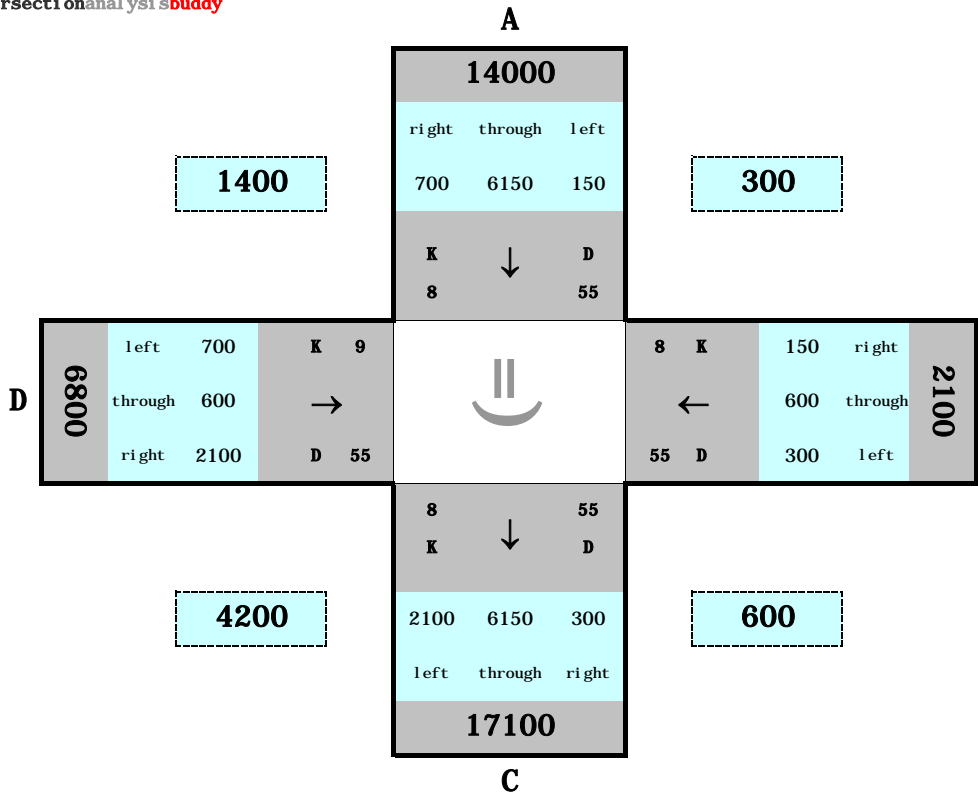
intersection analysis buddy



INPUT:					
			1	Change NW & SE	
			3	Change NE & SW	
A	21400	8	55		28400
B	1100	7	55		1300
C	21700	8	55		28300
D	800	8	60		1000
leg	current aadt	K	D	dir. parity	projected aadt
(use AADT = 0 to disregard an intersection leg)					
VALIDATION RESULTS:					
					score:
FACTORS ARE VALID					0.03
TURNS ARE VALID					
CURRENT AADTs ARE VALID					
PROJ. AADTs ARE VALID					

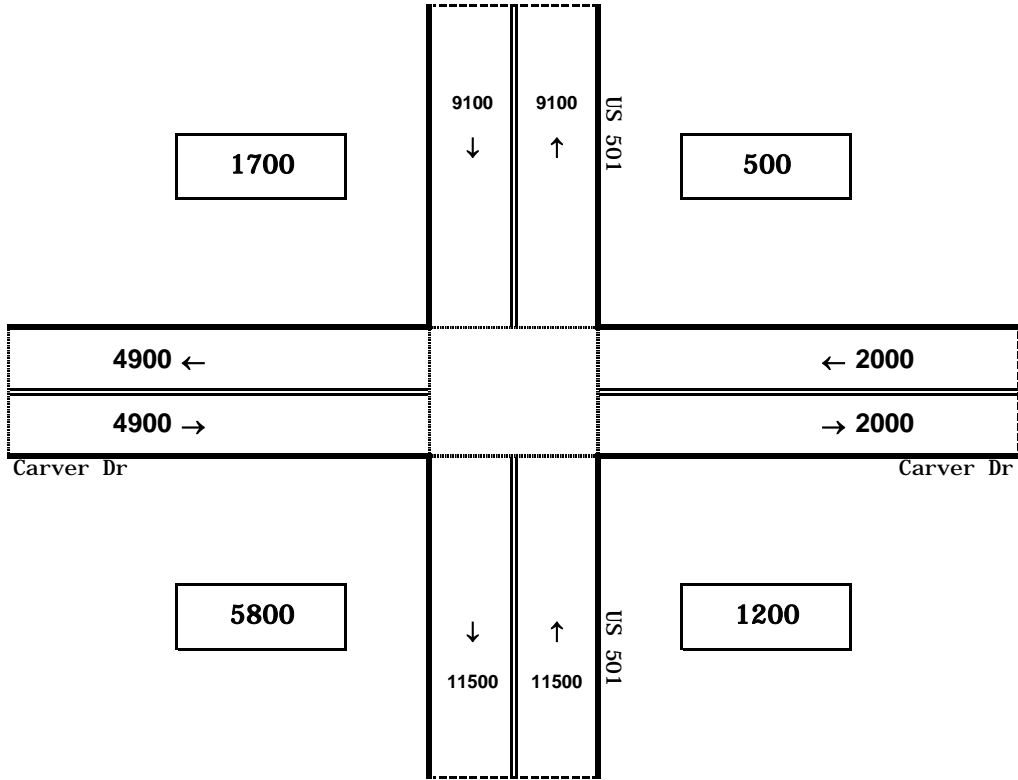
FUTURE VOLUMES





INPUT:					
			- 4	Change NW & SE	
			- 5	Change NE & SW	
A	14000	8	55		18200
B	2100	8	55		4000
C	17100	8	55		23000
D	6800	9	55		9800
<i>leg</i>	<i>current aadt</i>	<i>K</i>	<i>D</i>	<i>dir. parity</i>	<i>projected aadt</i>
<i>(use AADT = 0 to disregard an intersection leg)</i>					
VALIDATION RESULTS:					
					score:
FACTORS ARE VALID					0.78
TURNS ARE VALID					
CURRENT AADTs ARE VALID					
PROJ. AADTs ARE VALID					

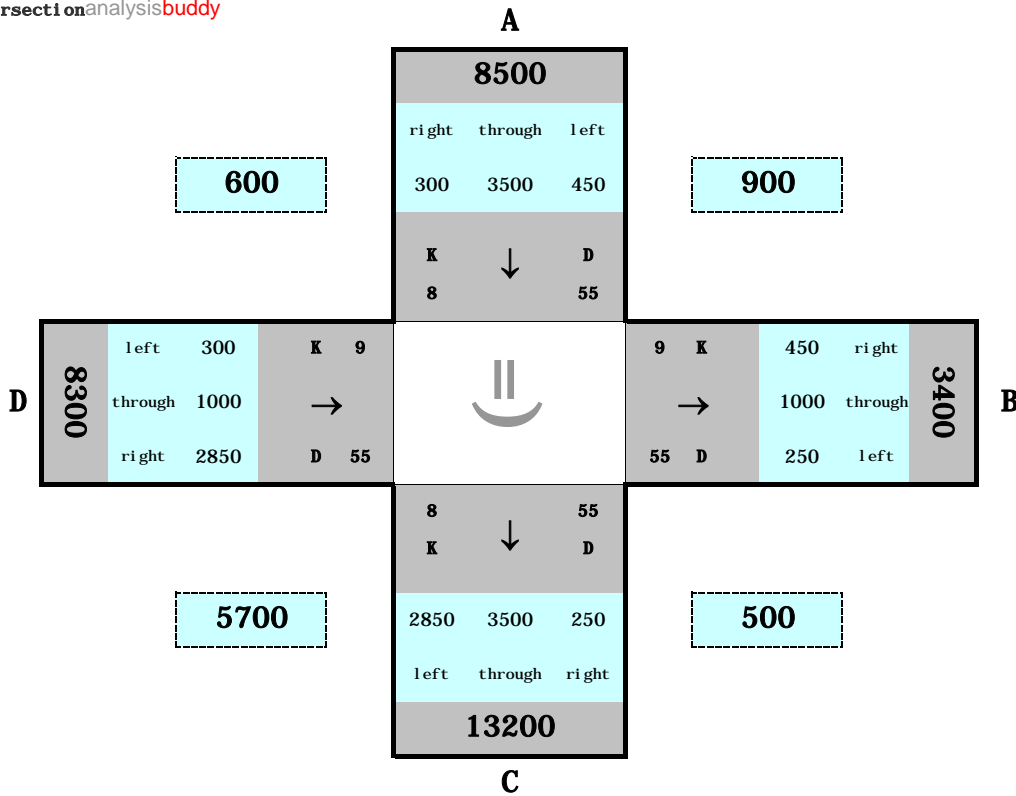
FUTURE VOLUMES



#



intersectionanalysisbuddy



INPUT:

-	-	-	-	-10	Change NW & SE
-	-	-	-	-1	Change NE & SW

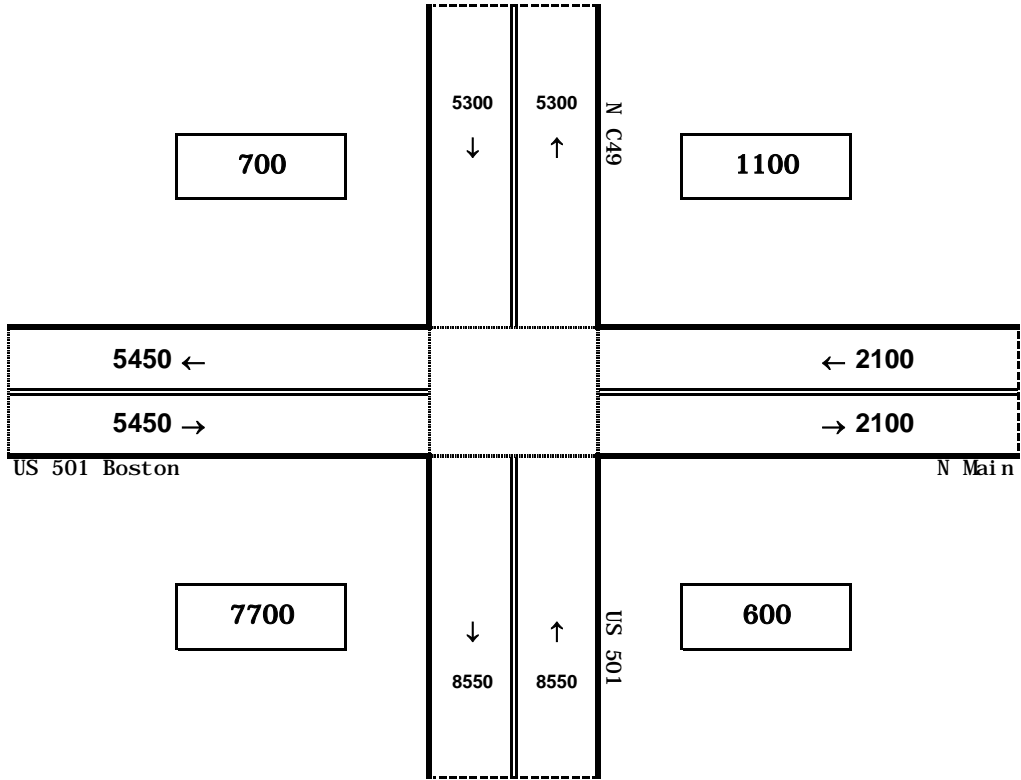
A	8500	8	55		10600
B	3400	9	55		4200
C	13200	8	55		17100
D	8300	9	55		10900
<i>leg</i>	<i>current aadt</i>	<i>K</i>	<i>D</i>	<i>dir. parity</i>	<i>projected aadt</i>

(use AADT = 0 to disregard an intersection leg)

VALIDATION RESULTS:

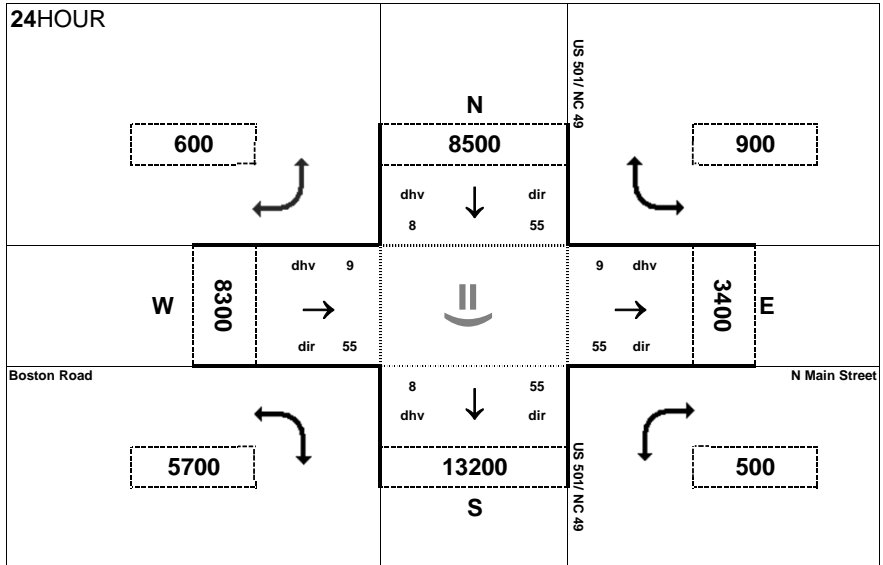
FACTORS ARE VALID	score:
FACTORS ARE VALID	0.12
URNS ARE VALID	
CURRENT AADTs ARE VALID	
PROJ. AADTs ARE VALID	

FUTURE VOLUMES



Appendix B: IAU Spreadsheet Peak Hour Volumes - 2017 Existing and 2040 No Build



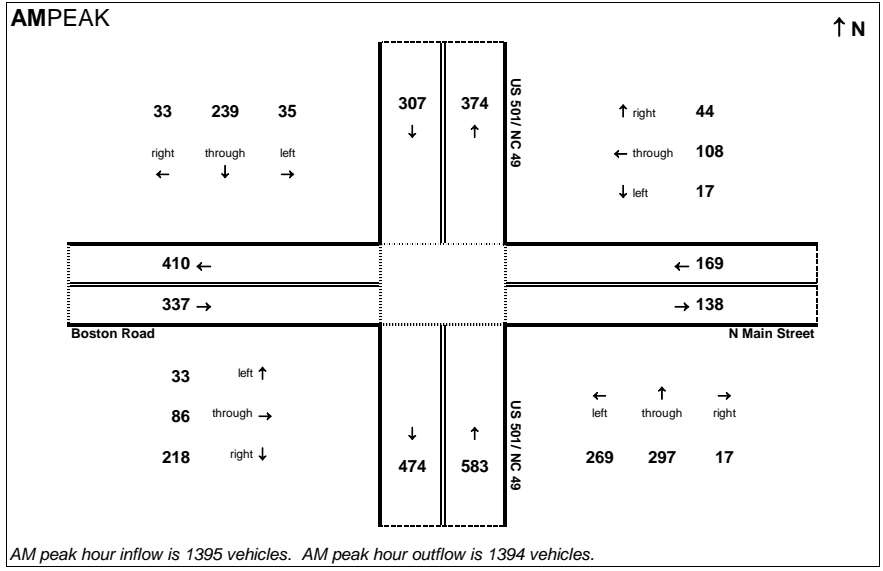


Peak Hour Volume Breakouts Report:
10-Boston Rd/N Main St at US 501

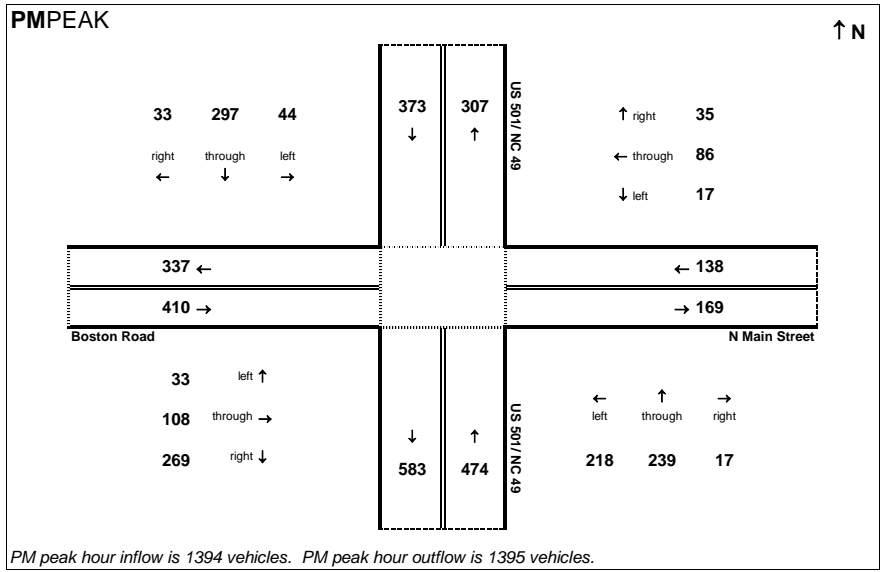
Traffic Forecast Release Date:
November-17

Traffic Data Year:
2017 No Build

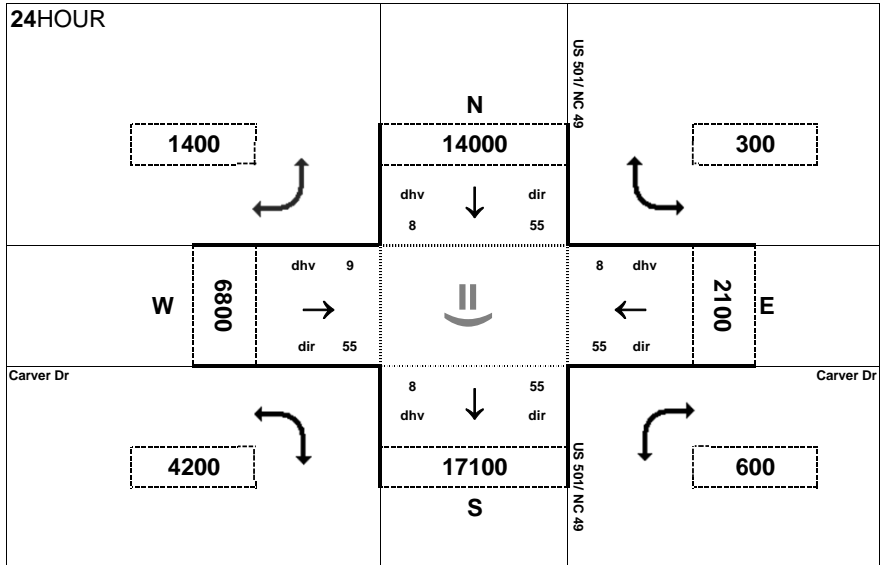
Project:
U-5969



AM peak hour inflow is 1395 vehicles. AM peak hour outflow is 1394 vehicles.



PM peak hour inflow is 1394 vehicles. PM peak hour outflow is 1395 vehicles.

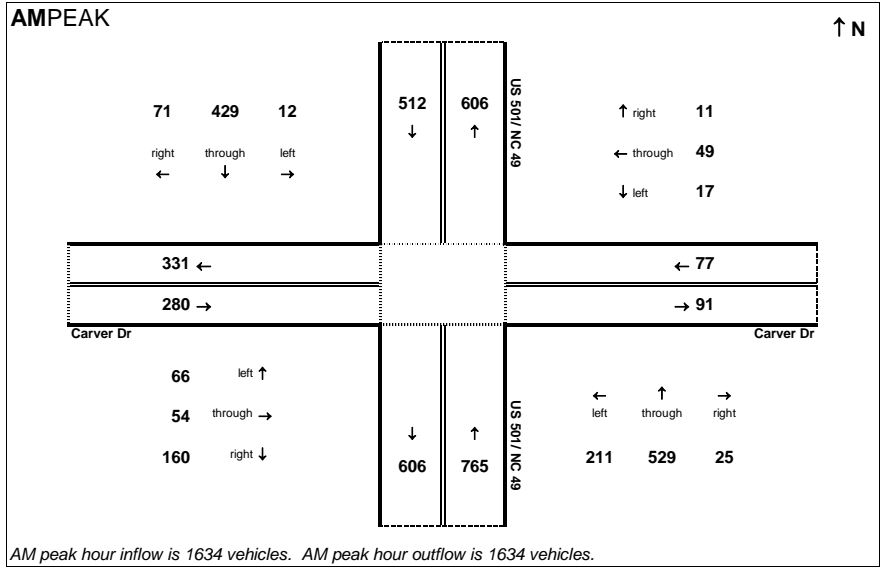


Peak Hour Volume Breakouts Report:
20-Carver Dr at US 501

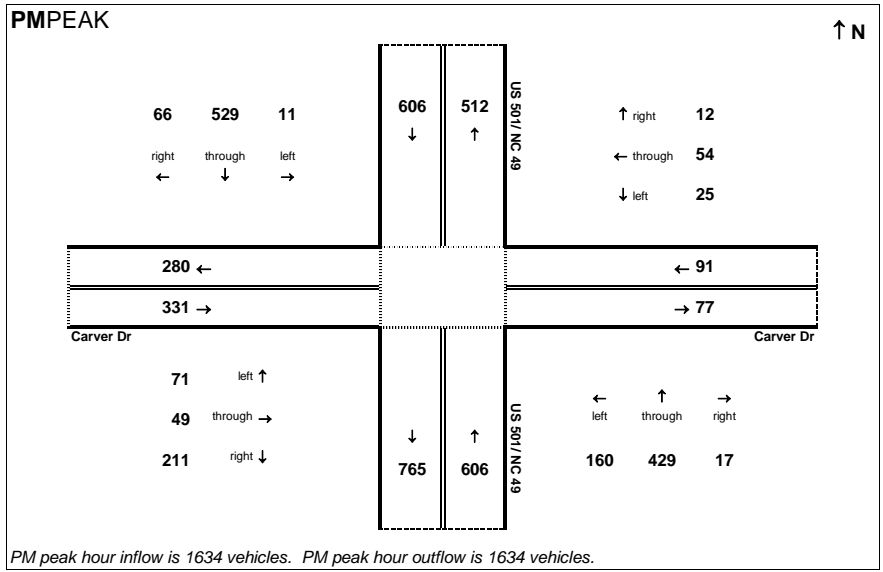
Traffic Forecast Release Date:
November-17

Traffic Data Year:
2017 No Build

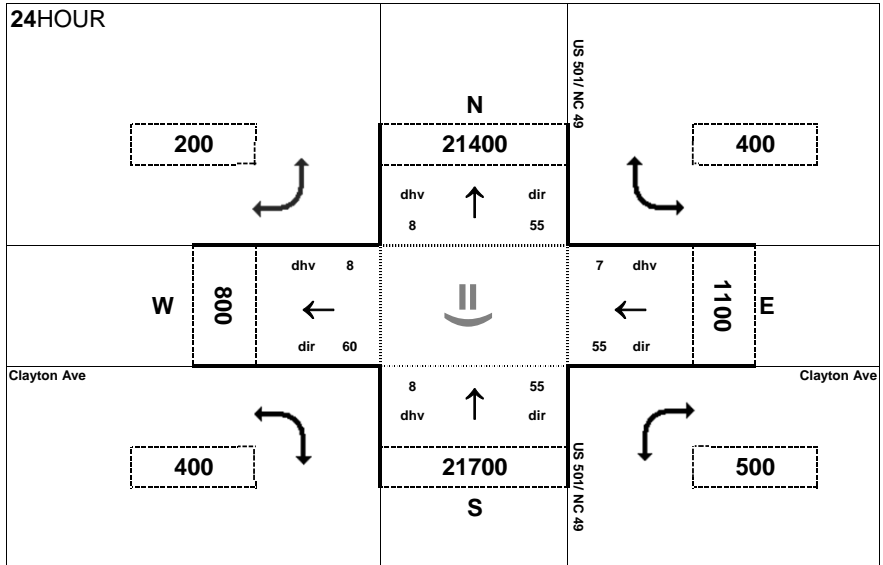
Project:
U-5969



AM peak hour inflow is 1634 vehicles. AM peak hour outflow is 1634 vehicles.



PM peak hour inflow is 1634 vehicles. PM peak hour outflow is 1634 vehicles.

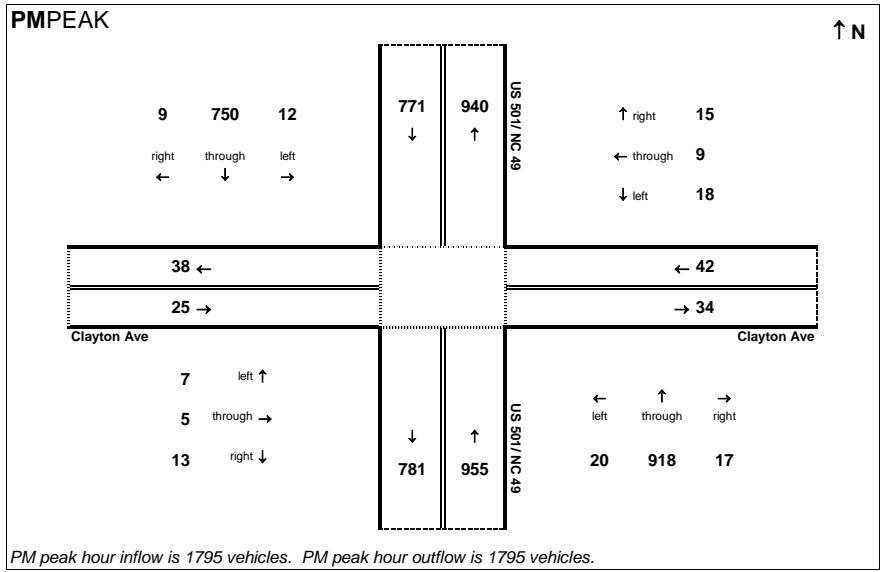
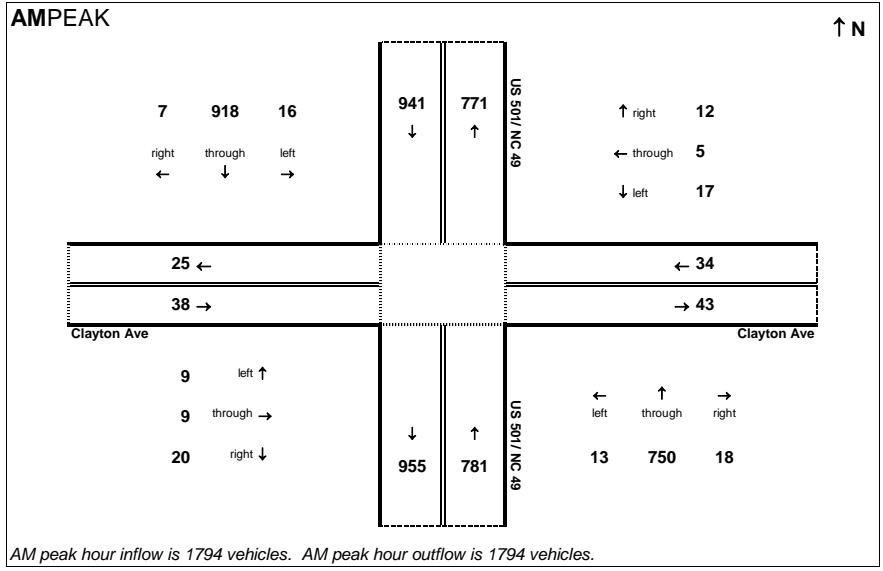


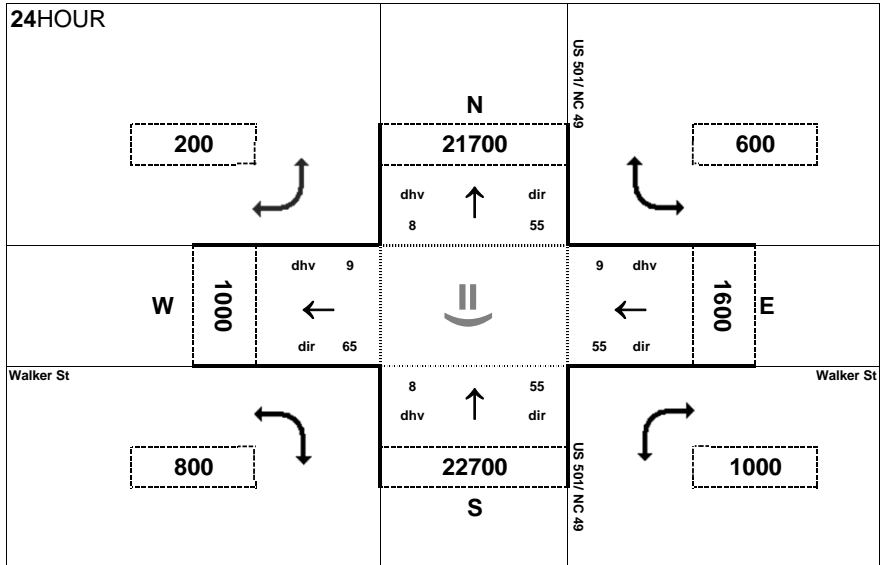
Peak Hour Volume Breakouts Report:
30-Clayton Ave at US 501

Traffic Forecast Release Date:
November-17

Traffic Data Year:
2017 No Build

Project:
U-5969



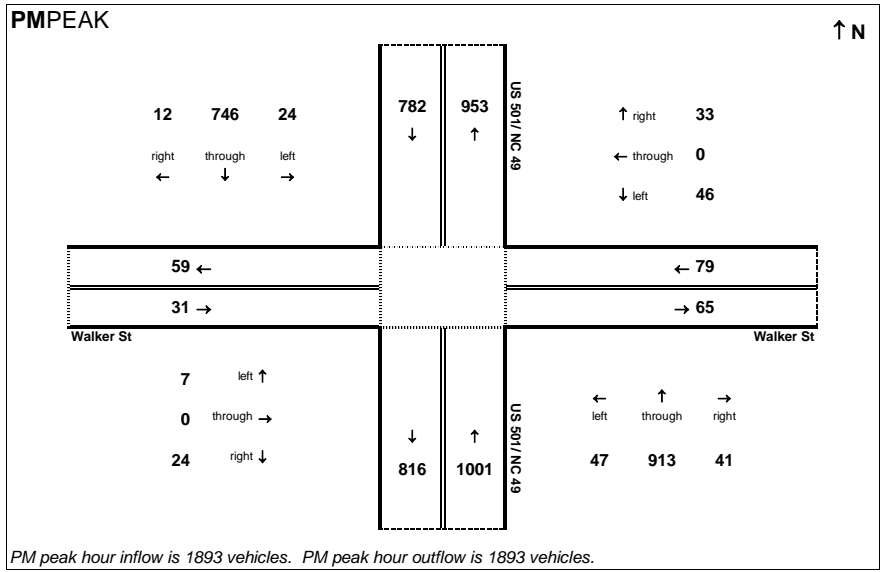
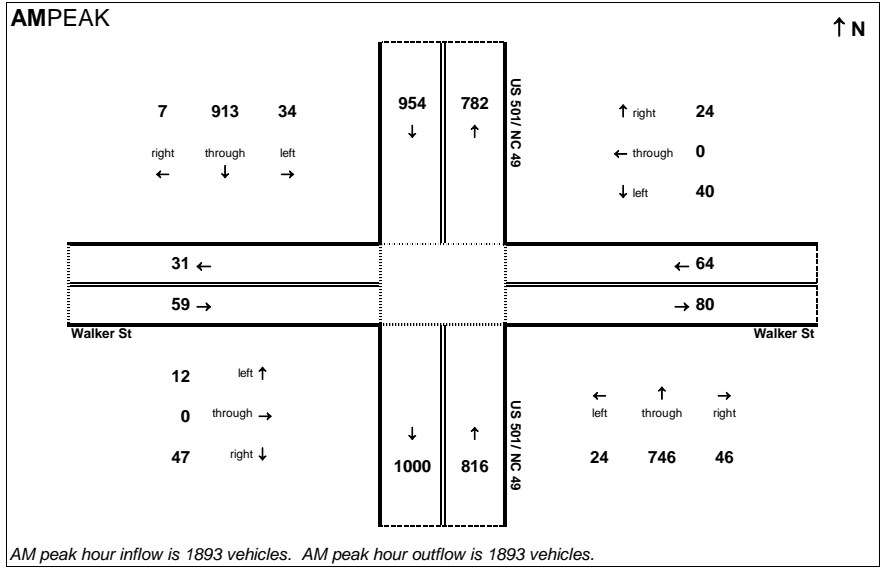


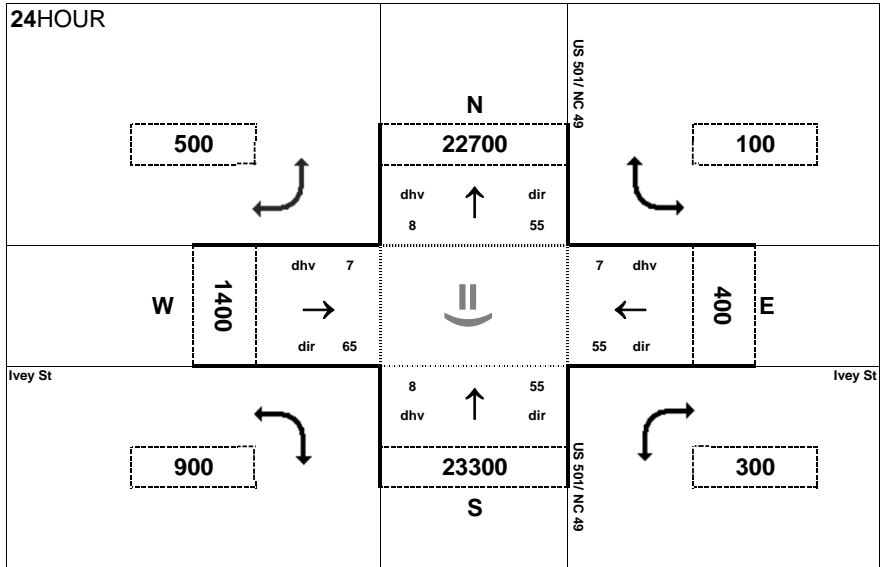
Peak Hour Volume Breakouts Report:
40-Walker St at US 501

Traffic Forecast Release Date:
November-17

Traffic Data Year:
2017 No Build

Project:
U-5969



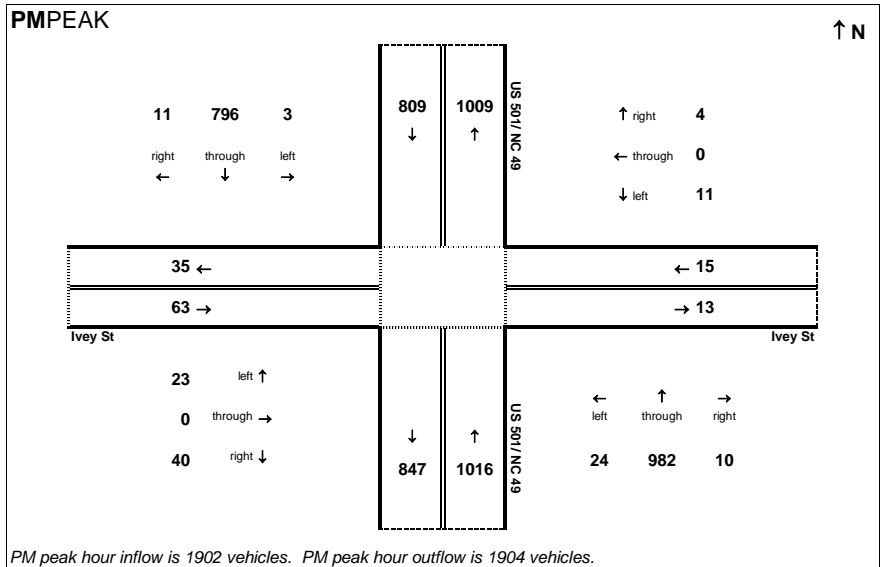
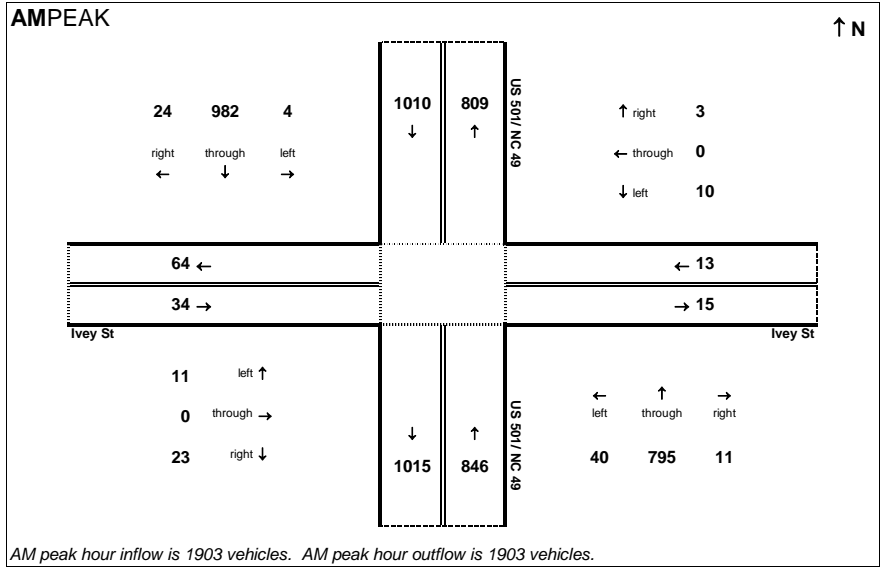


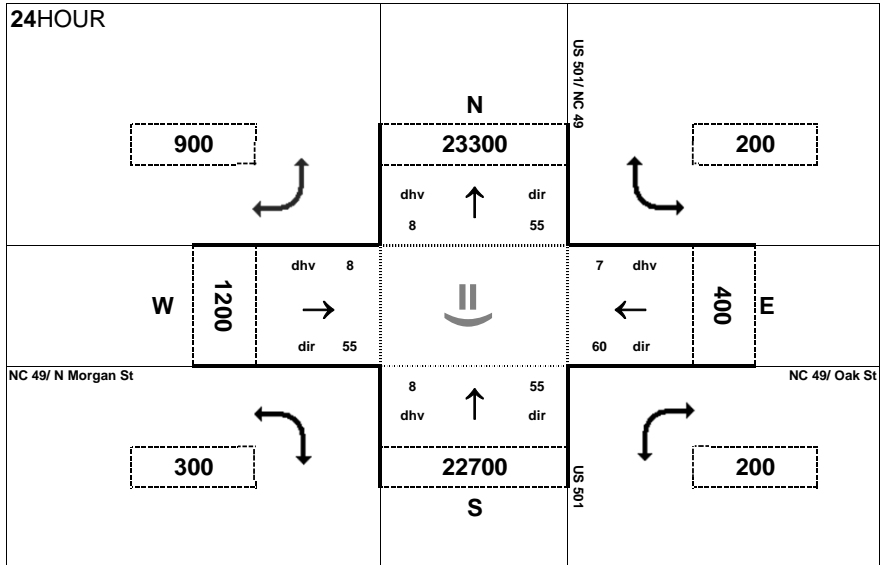
Peak Hour Volume Breakouts Report:
50-Ivey St at US 501

Traffic Forecast Release Date:
November-17

Traffic Data Year:
2017 No Build

Project:
U-5969



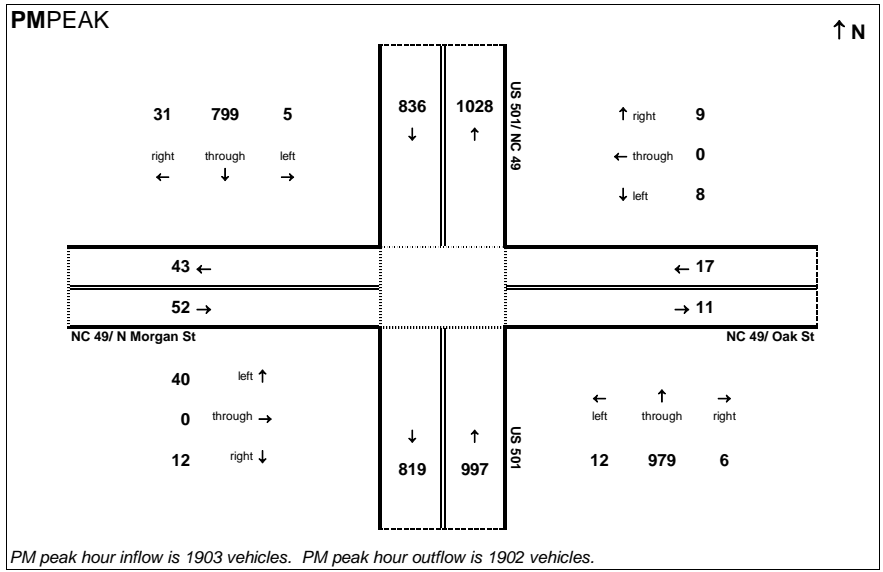
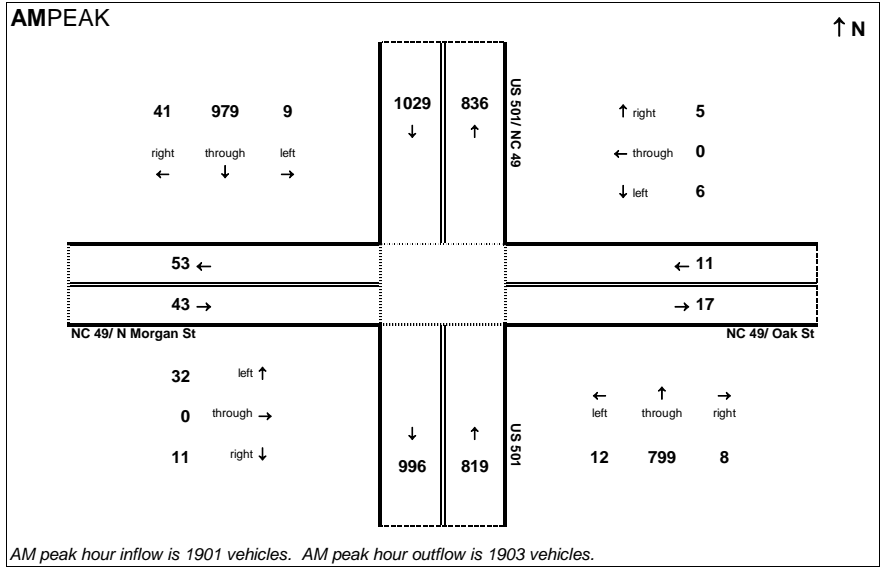


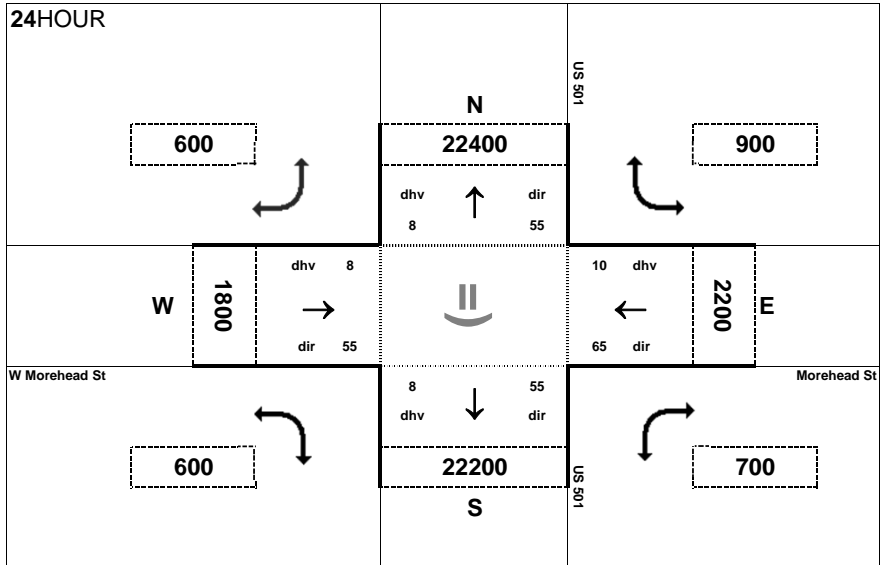
Peak Hour Volume Breakouts Report:
60-NC 49/Oak St/N Morgan St at US 501

Traffic Forecast Release Date:
November-17

Traffic Data Year:
2017 No Build

Project:
U-5969



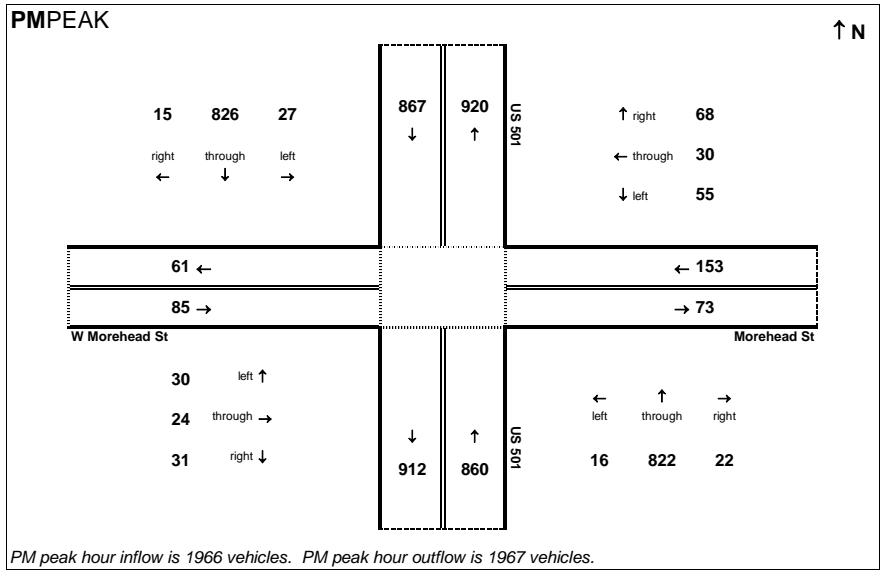
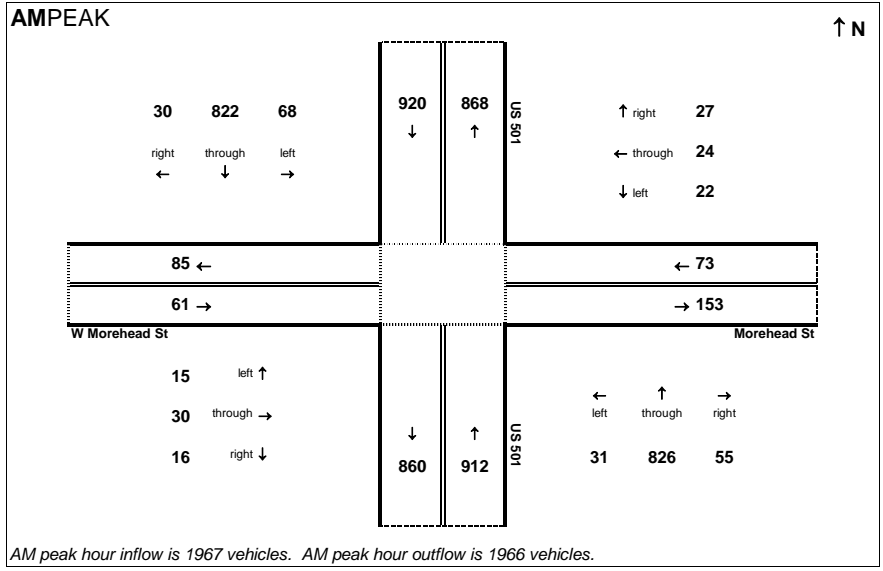


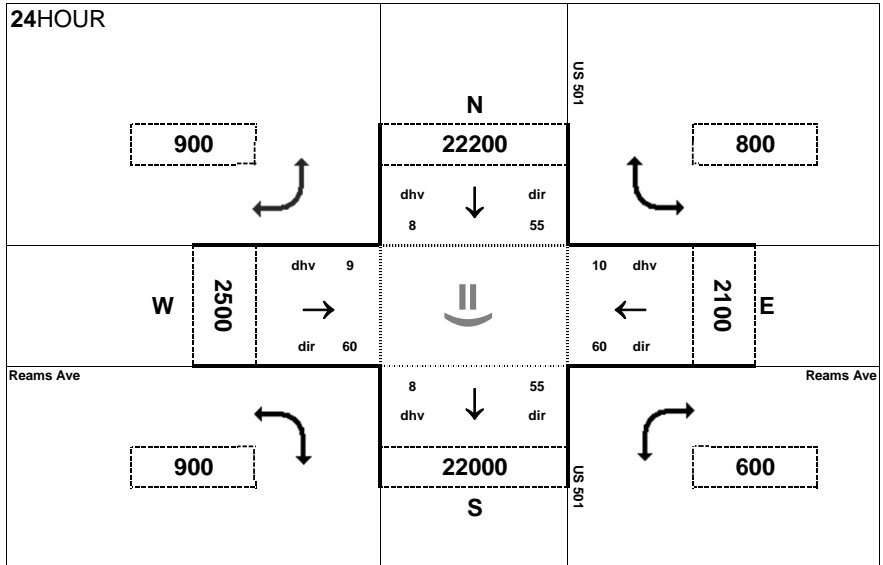
Peak Hour Volume Breakouts Report:
70-Morehead St at US 501

Traffic Forecast Release Date:
November-17

Traffic Data Year:
2017 No Build

Project:
U-5969



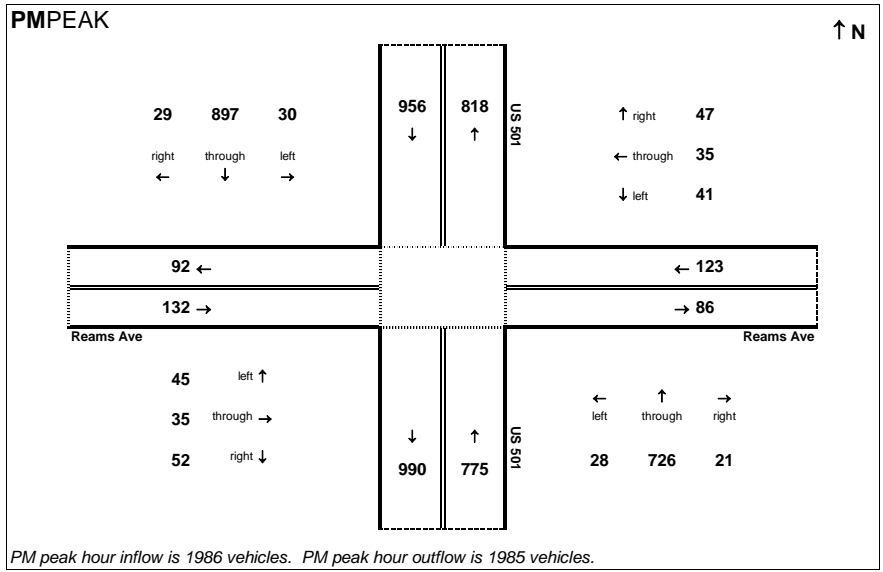
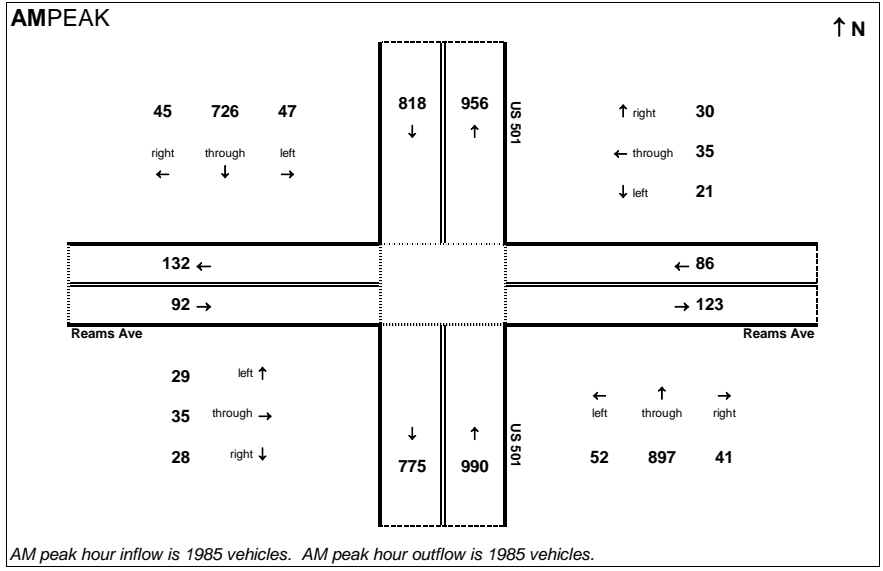


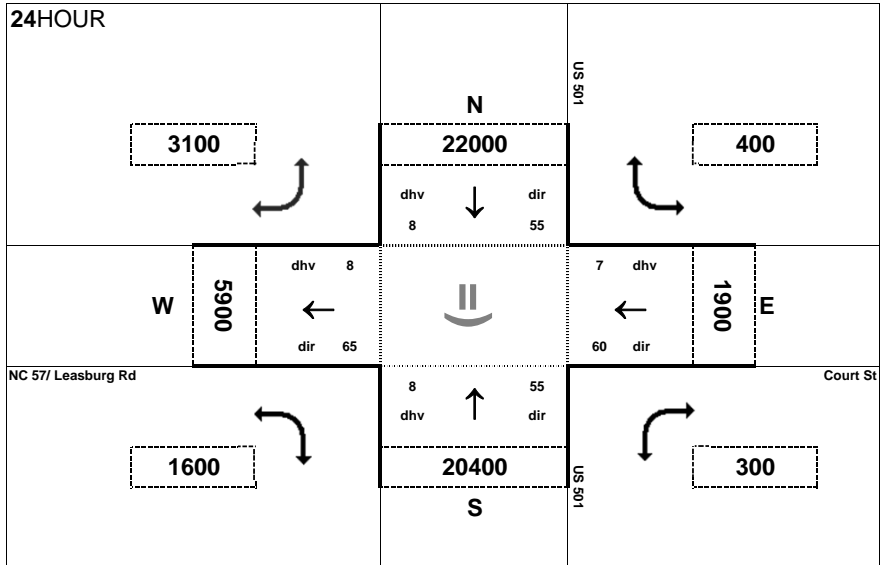
Peak Hour Volume Breakouts Report:
80-Reams Ave at US 501

Traffic Forecast Release Date:
November-17

Traffic Data Year:
2017 No Build

Project:
U-5969



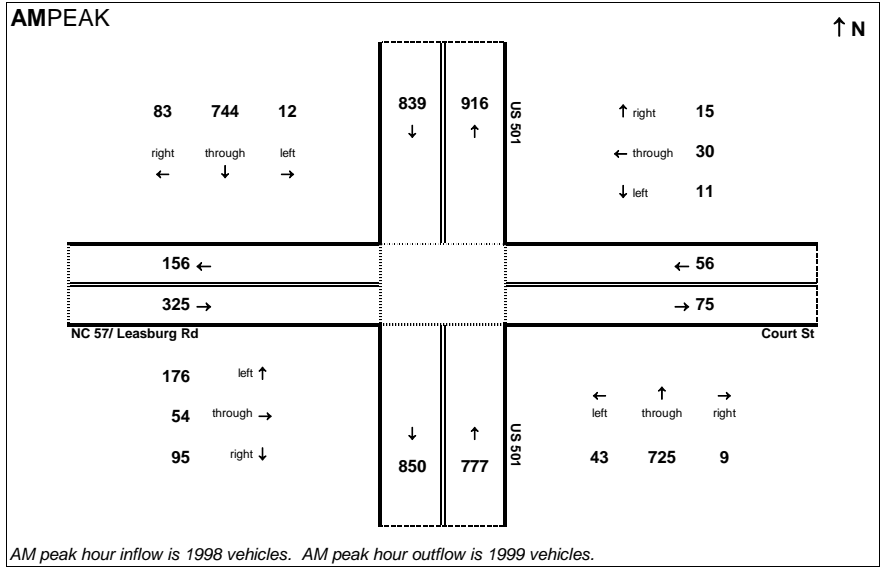


Peak Hour Volume Breakouts Report:
90-Court St/Leasburg Rd/NC 57 at US 501

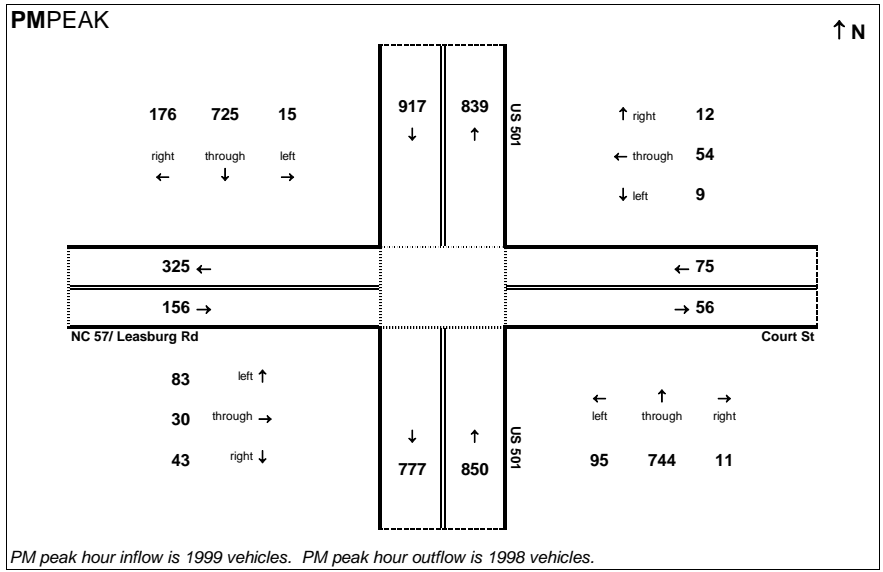
Traffic Forecast Release Date:
November-17

Traffic Data Year:
2017 No Build

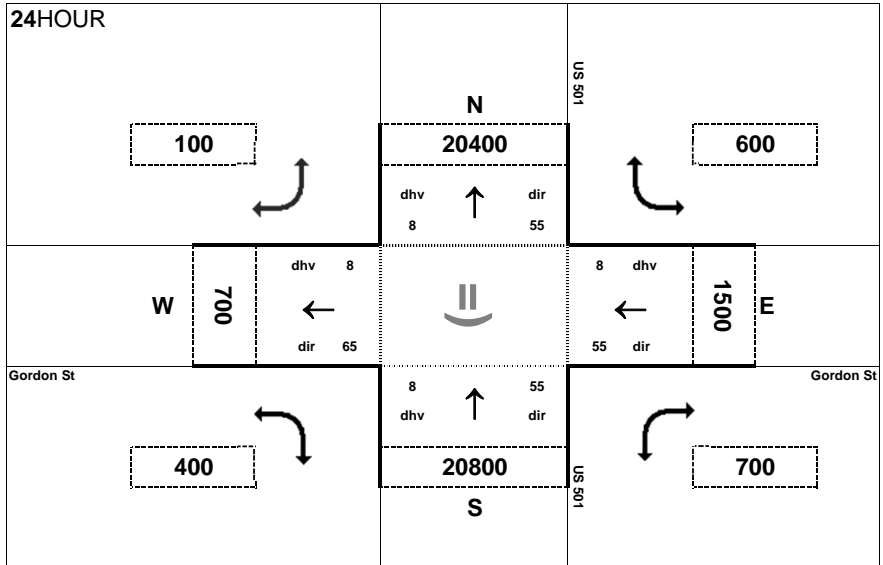
Project:
U-5969



AM peak hour inflow is 1998 vehicles. AM peak hour outflow is 1999 vehicles.



PM peak hour inflow is 1999 vehicles. PM peak hour outflow is 1998 vehicles.

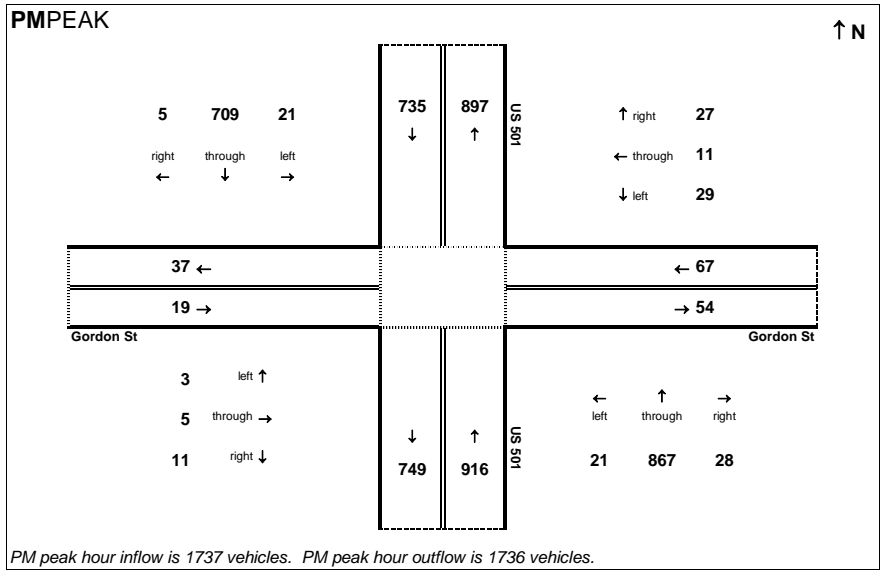
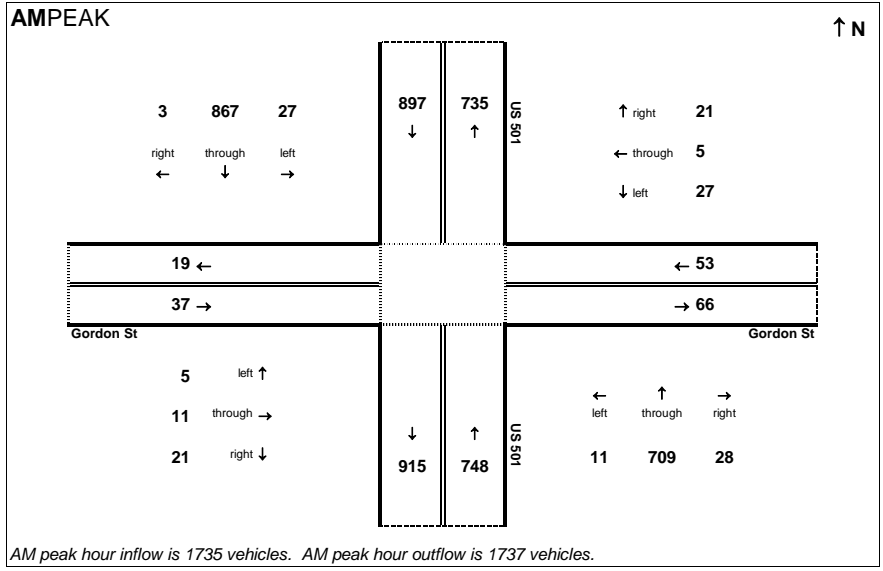


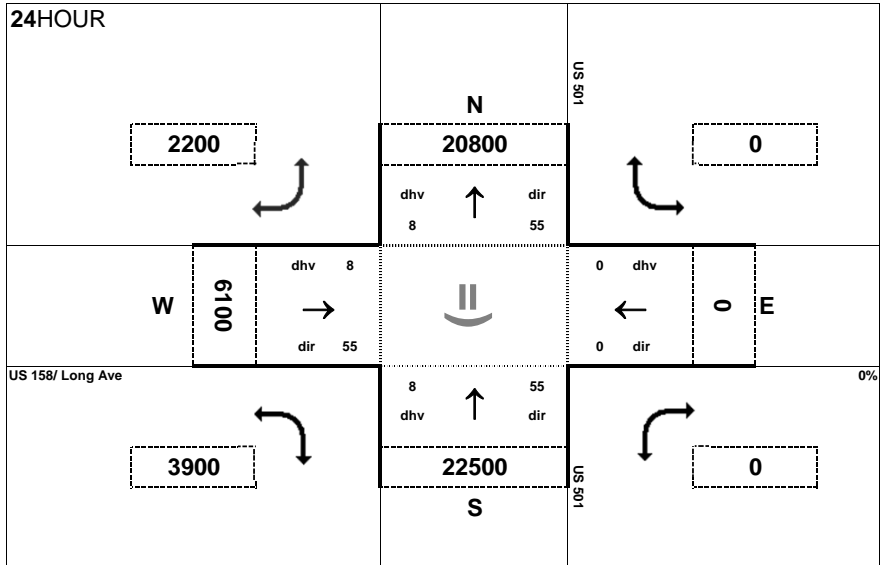
Peak Hour Volume Breakouts Report:
100-Gordon St at US 501

Traffic Forecast Release Date:
November-17

Traffic Data Year:
2017 No Build

Project:
U-5969



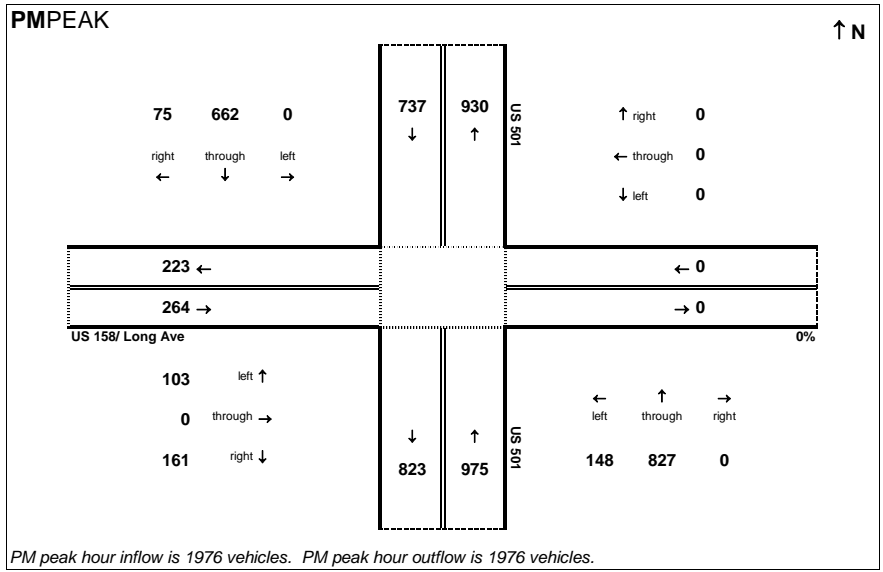
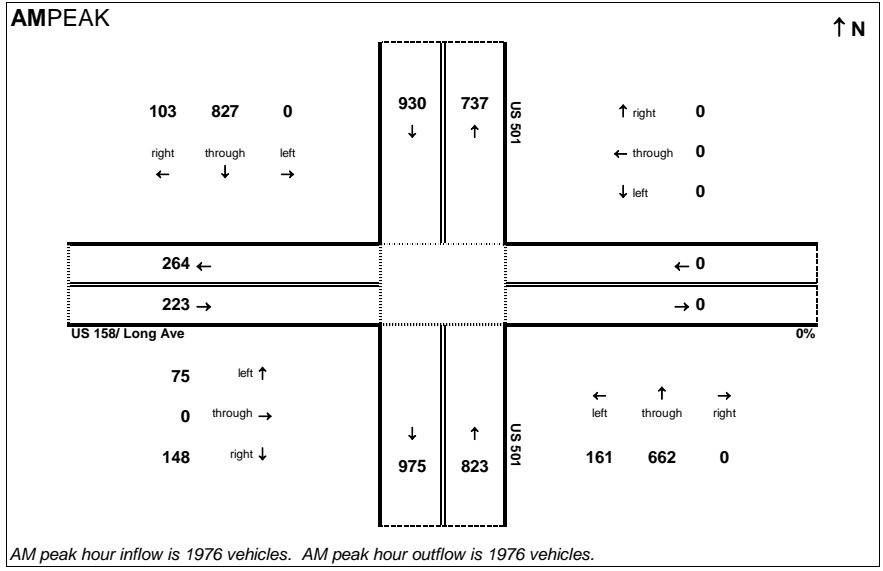


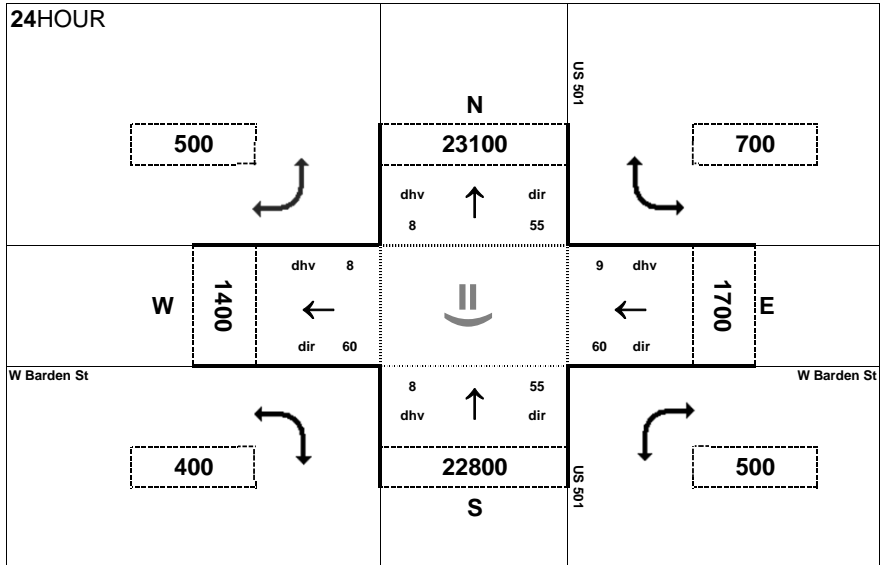
Peak Hour Volume Breakouts Report:
110-US 159/ Long Ave at US 501

Traffic Forecast Release Date:
November-17

Traffic Data Year:
2017 No Build

Project:
U-5969



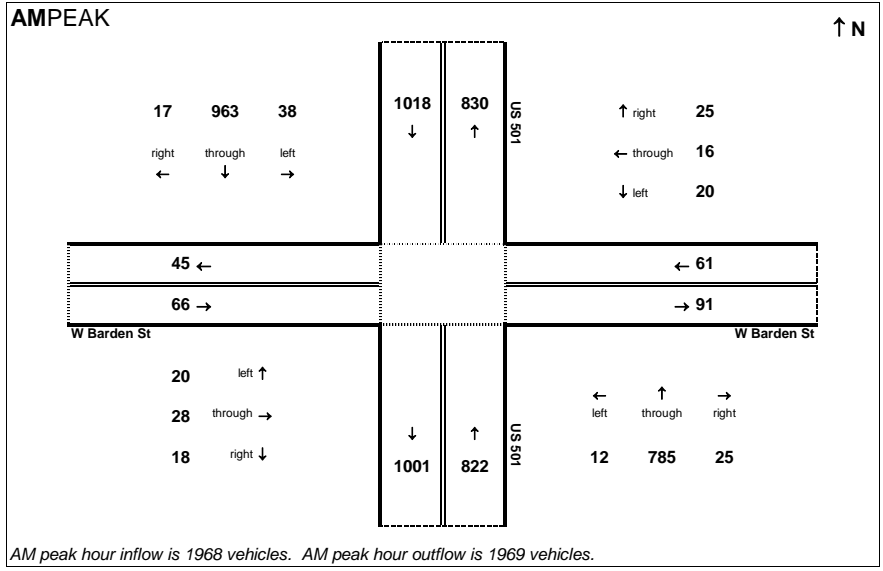


Peak Hour Volume Breakouts Report:
120-W Barden St at US 501

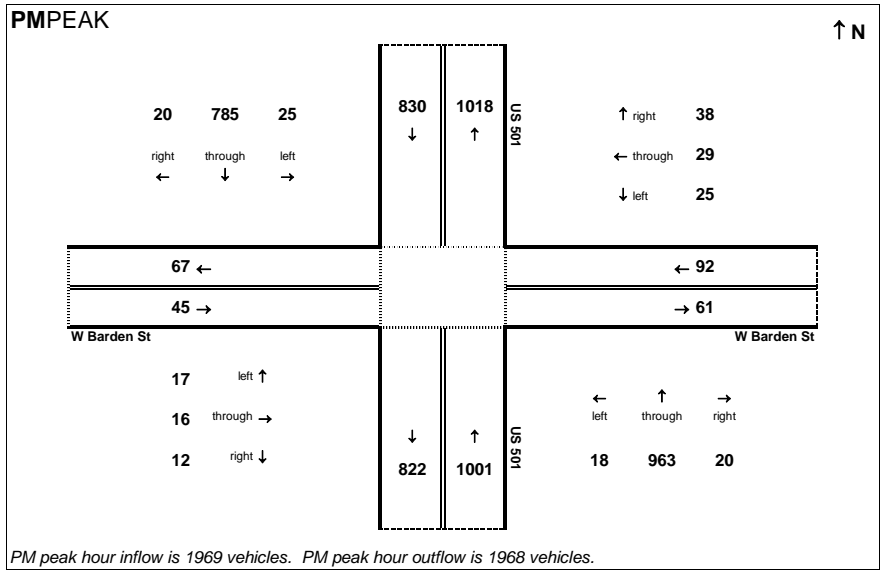
Traffic Forecast Release Date:
November-17

Traffic Data Year:
2017 No Build

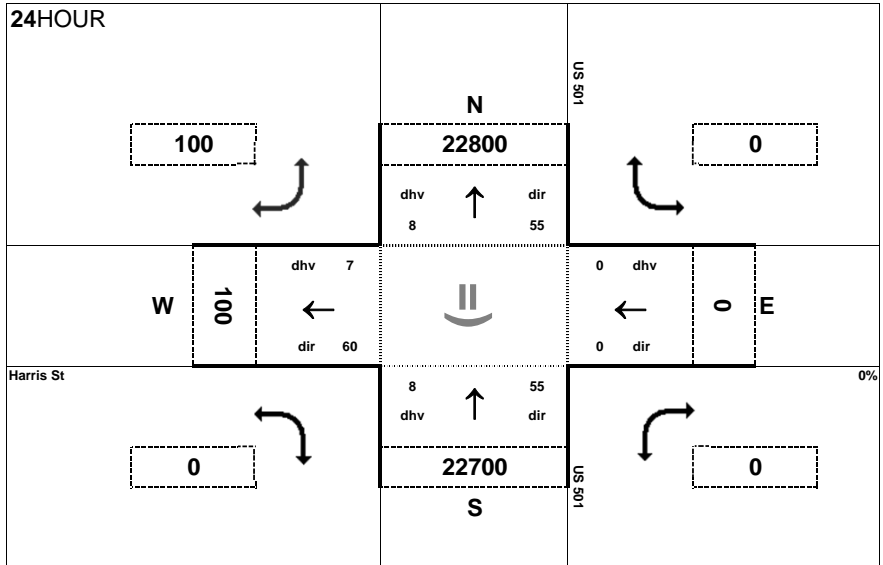
Project:
U-5969



AM peak hour inflow is 1968 vehicles. AM peak hour outflow is 1969 vehicles.



PM peak hour inflow is 1969 vehicles. PM peak hour outflow is 1968 vehicles.

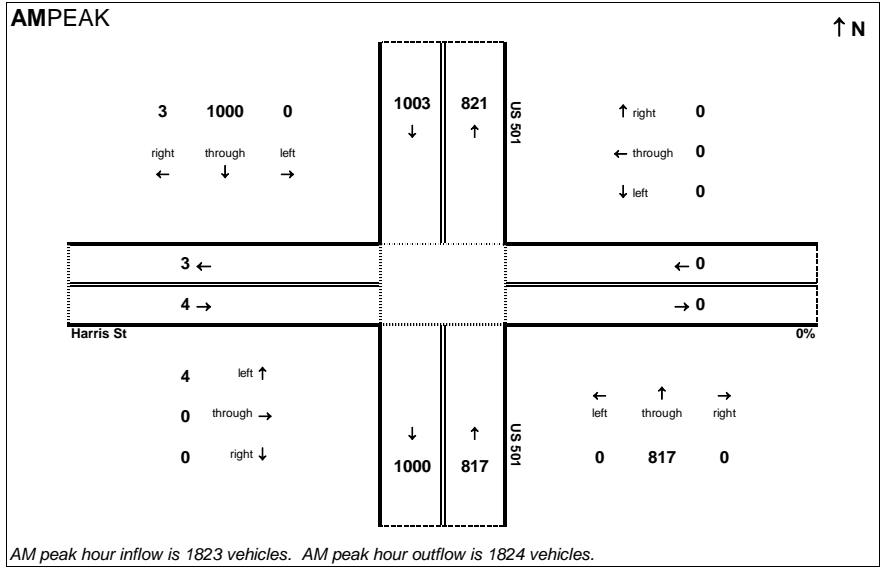


Peak Hour Volume Breakouts Report:
130-Harris St at US 501

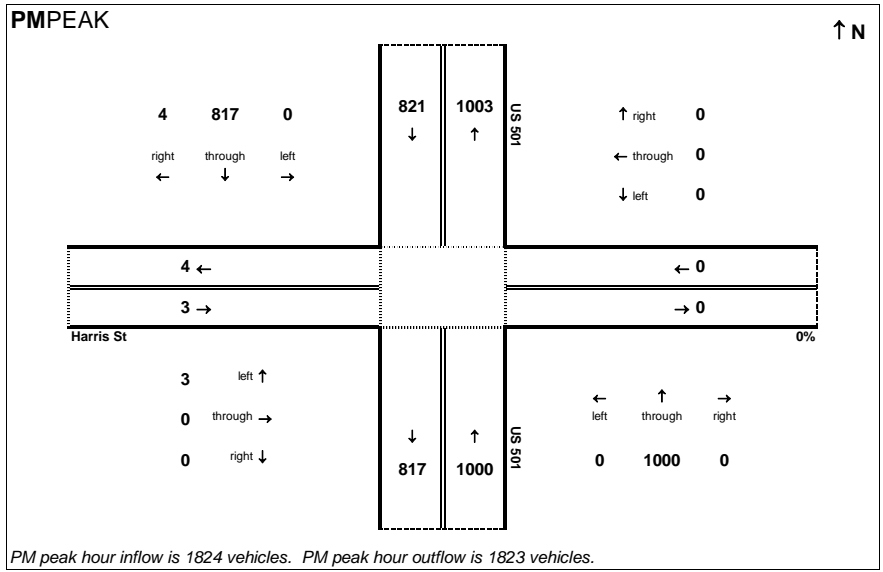
Traffic Forecast Release Date:
November-17

Traffic Data Year:
2017 No Build

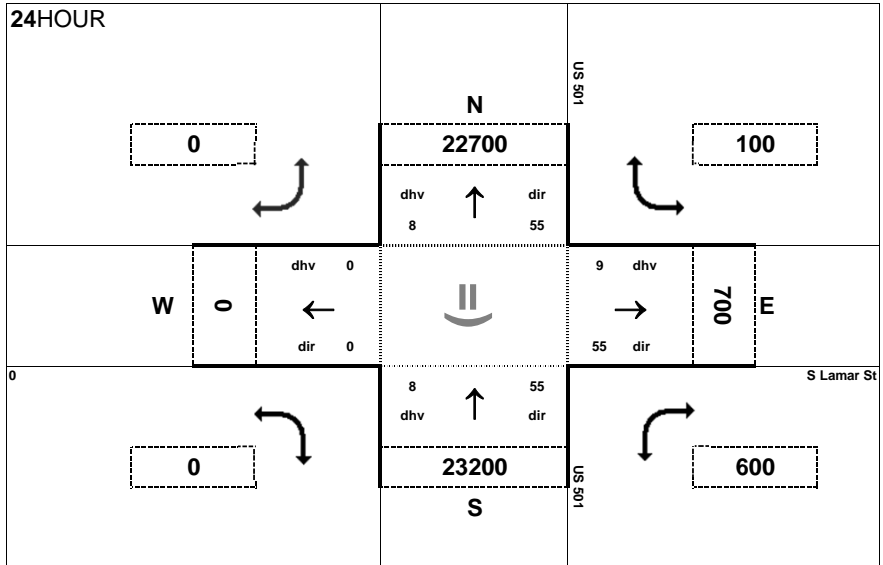
Project:
U-5969



AM peak hour inflow is 1823 vehicles. AM peak hour outflow is 1824 vehicles.



PM peak hour inflow is 1824 vehicles. PM peak hour outflow is 1823 vehicles.

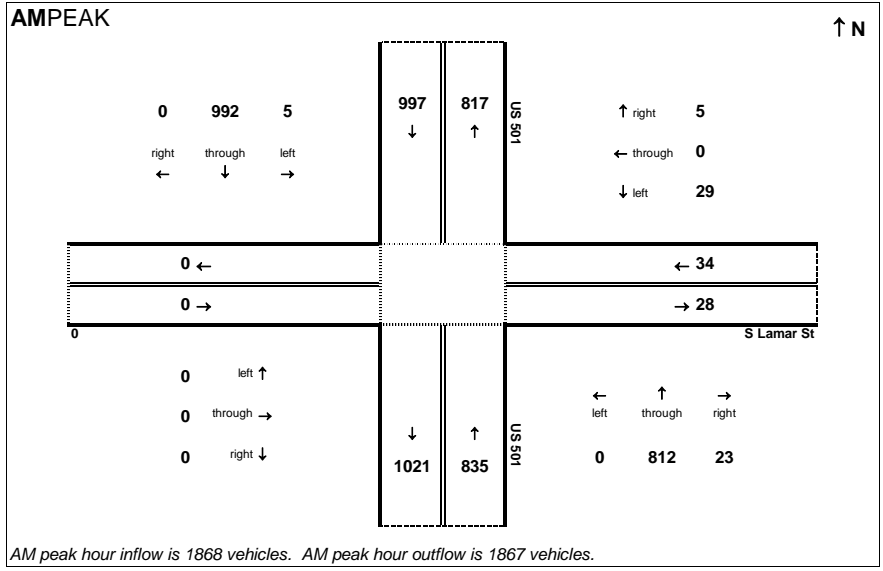


Peak Hour Volume Breakouts Report:
140-S Lamar St at US 501

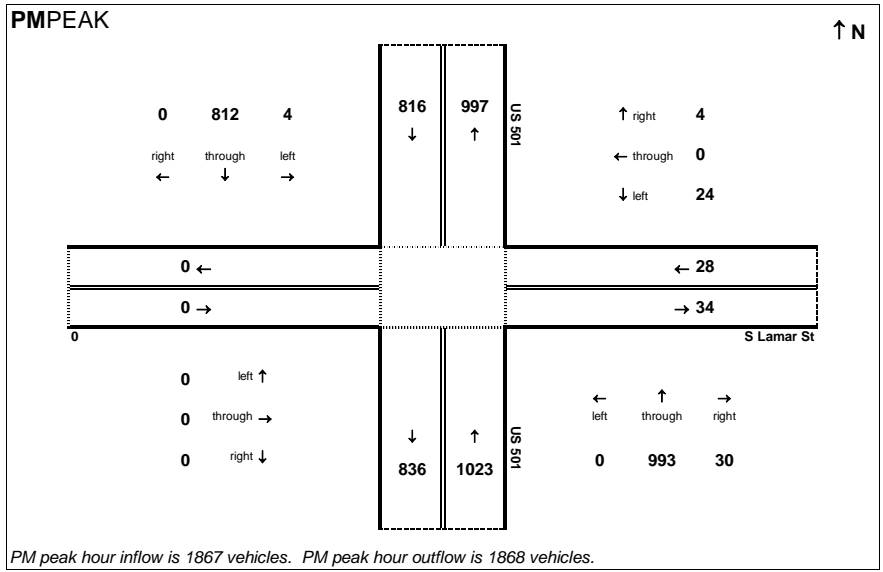
Traffic Forecast Release Date:
November-17

Traffic Data Year:
2017 No Build

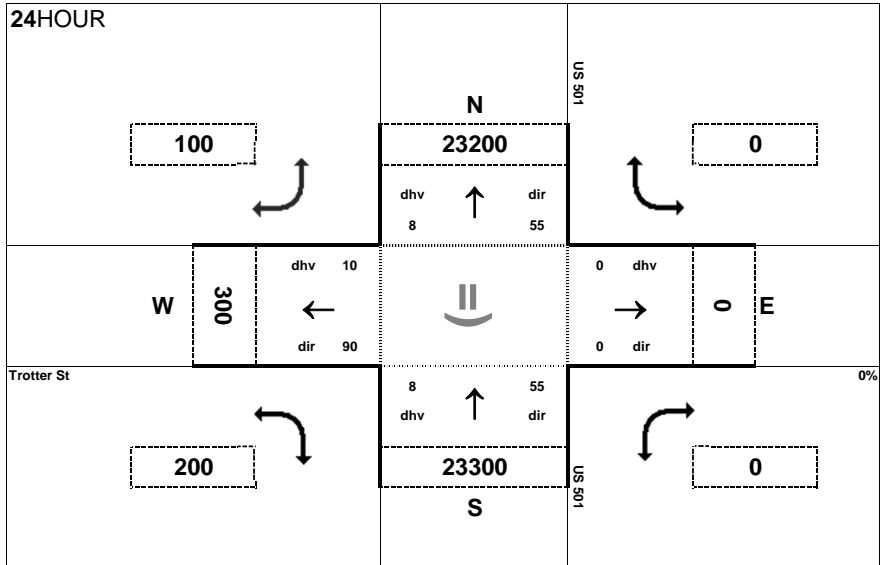
Project:
U-5969



AM peak hour inflow is 1868 vehicles. AM peak hour outflow is 1867 vehicles.



PM peak hour inflow is 1867 vehicles. PM peak hour outflow is 1868 vehicles.

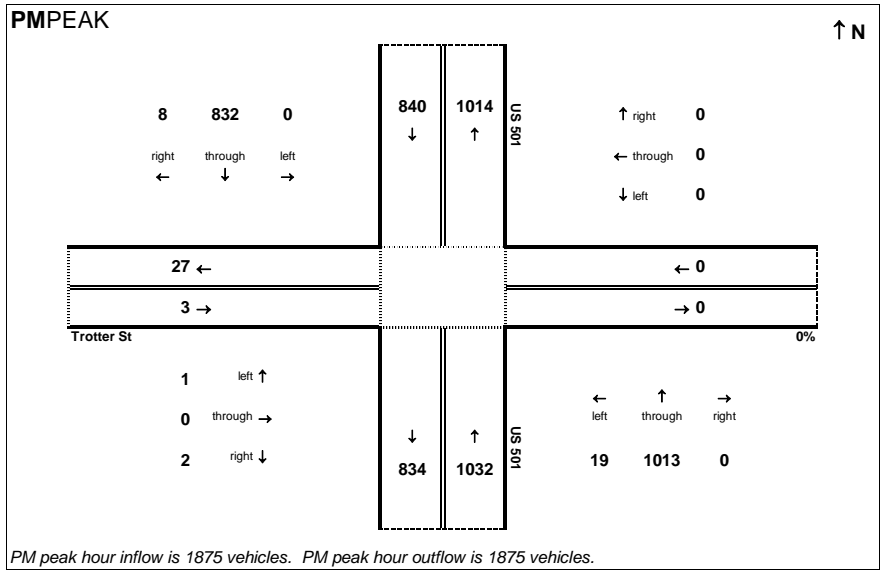
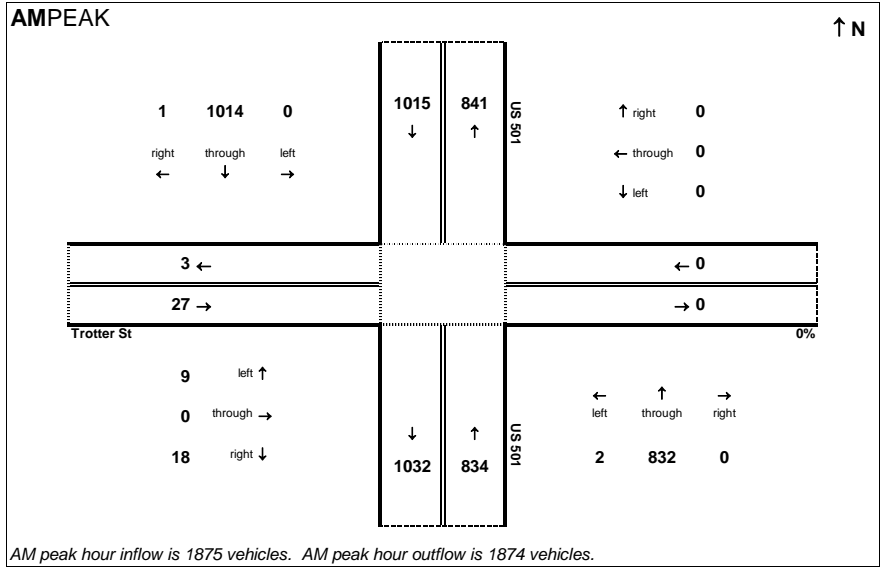


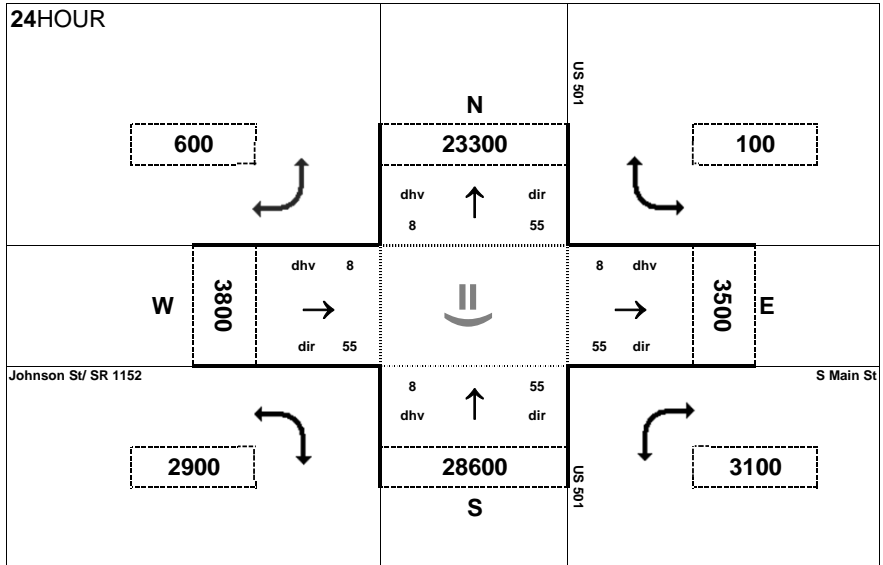
Peak Hour Volume Breakouts Report:
150-Trotter St at US 501

Traffic Forecast Release Date:
November-17

Traffic Data Year:
2017 No Build

Project:
U-5969



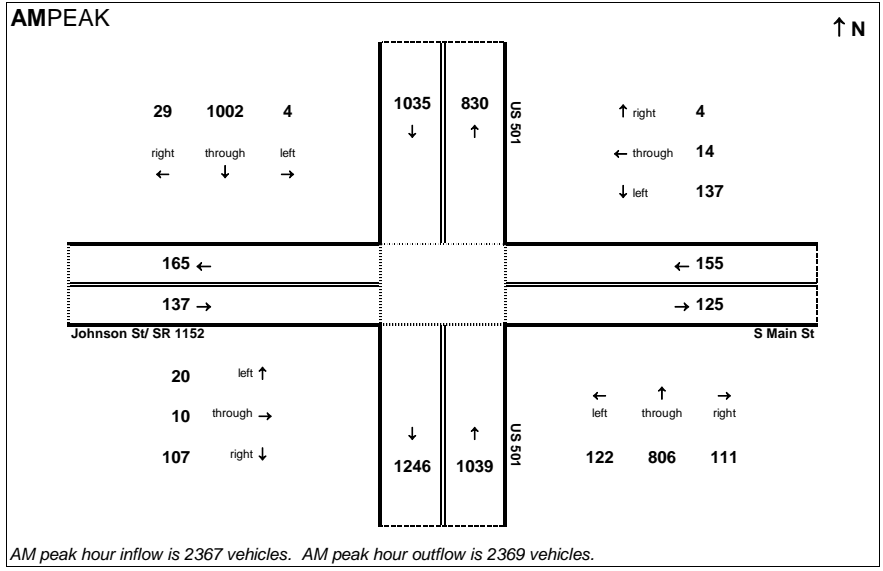


Peak Hour Volume Breakouts Report:
160-S Main St/ Johnson St/ SR 1152 at US 501

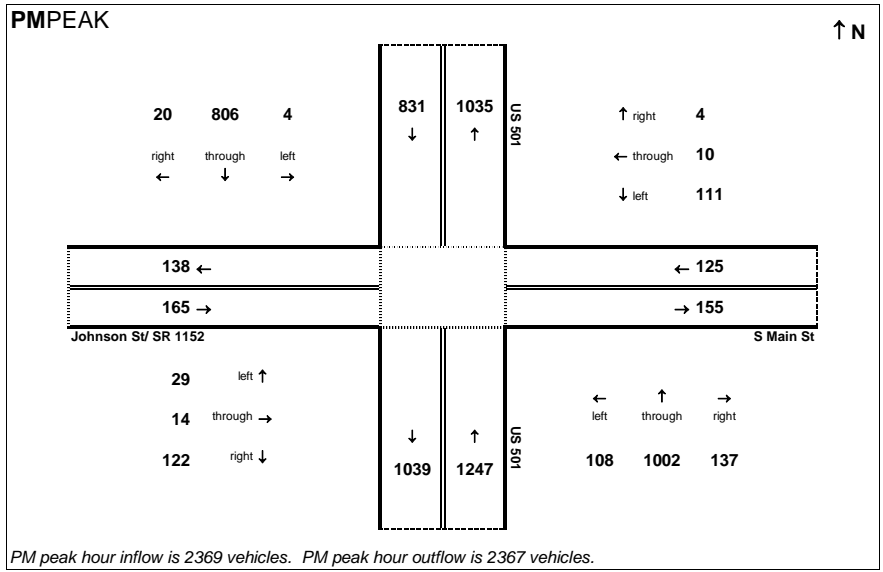
Traffic Forecast Release Date:
November-17

Traffic Data Year:
2017 No Build

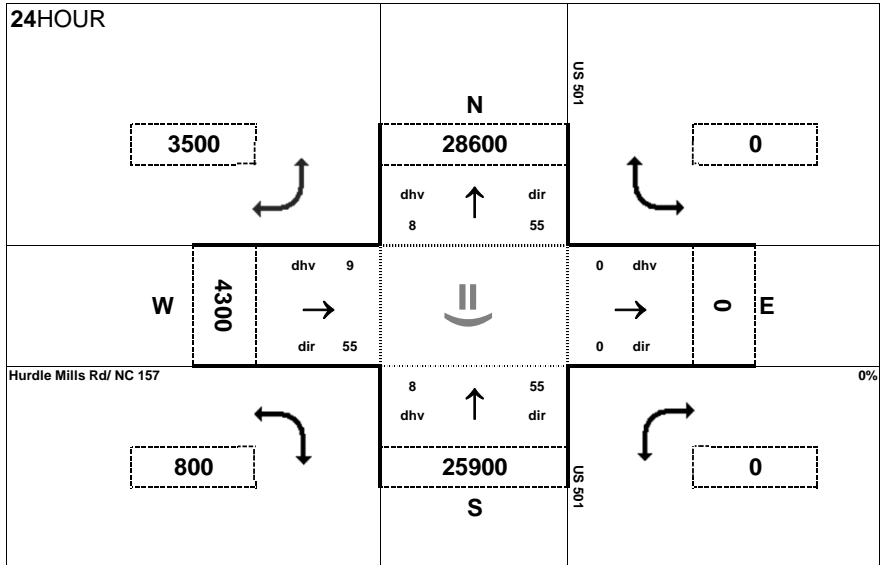
Project:
U-5969



AM peak hour inflow is 2367 vehicles. AM peak hour outflow is 2369 vehicles.



PM peak hour inflow is 2369 vehicles. PM peak hour outflow is 2367 vehicles.

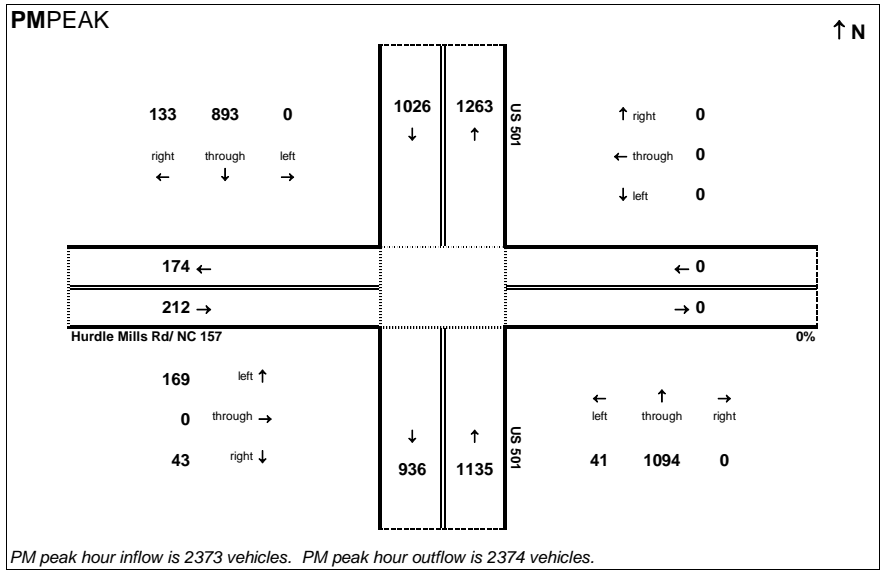
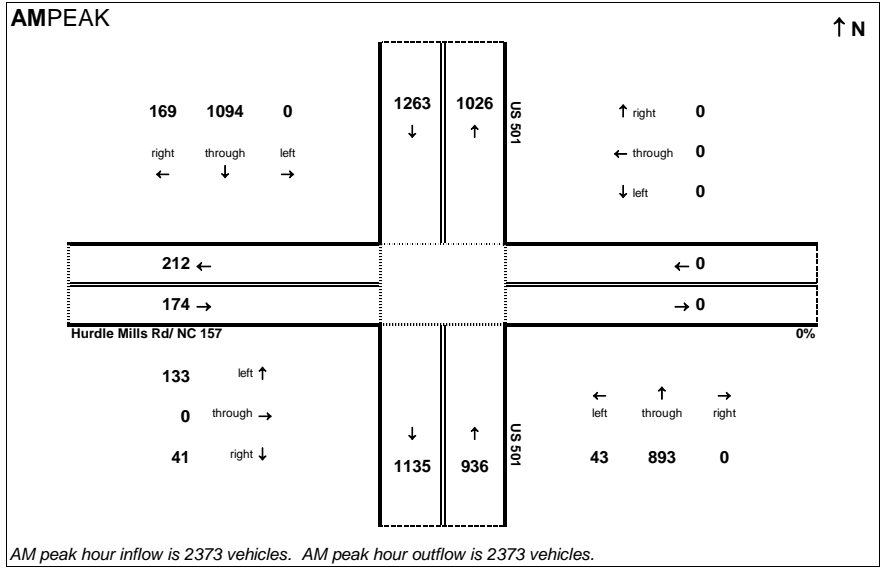


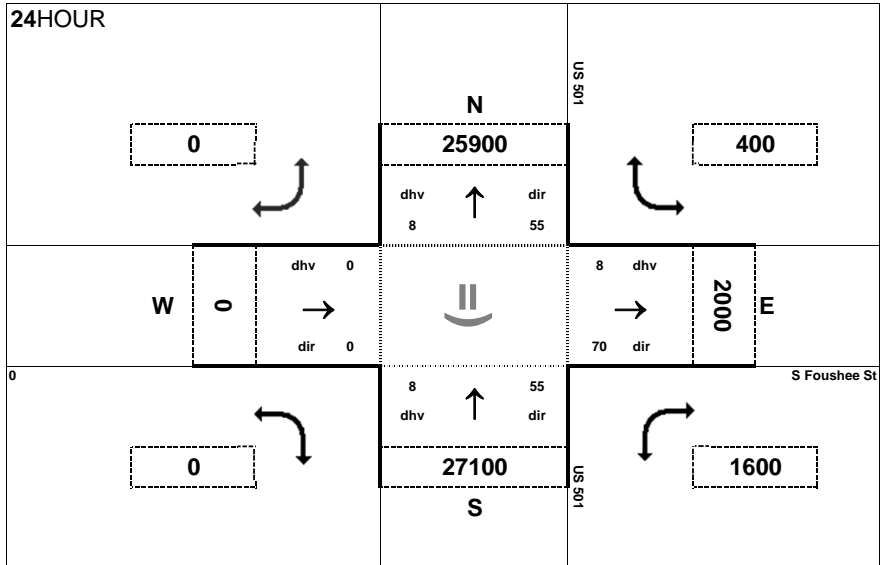
Peak Hour Volume Breakouts Report:
170-Hurdle Mills Rd/ NC 157 at US 501

Traffic Forecast Release Date:
November-17

Traffic Data Year:
2017 No Build

Project:
U-5969



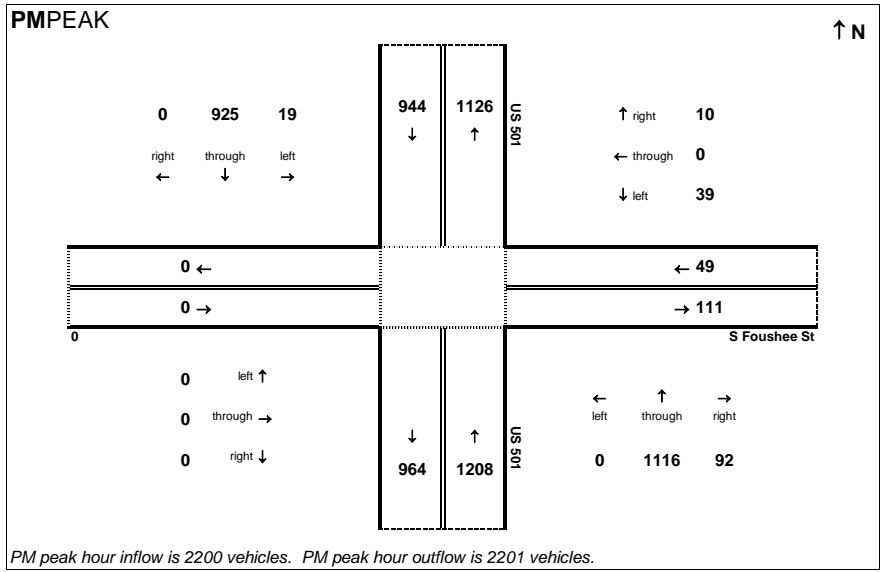
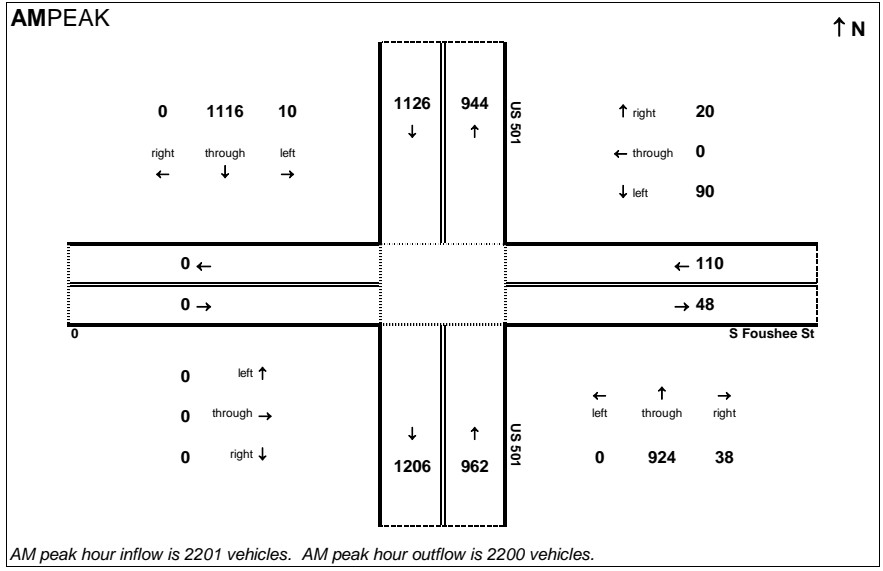


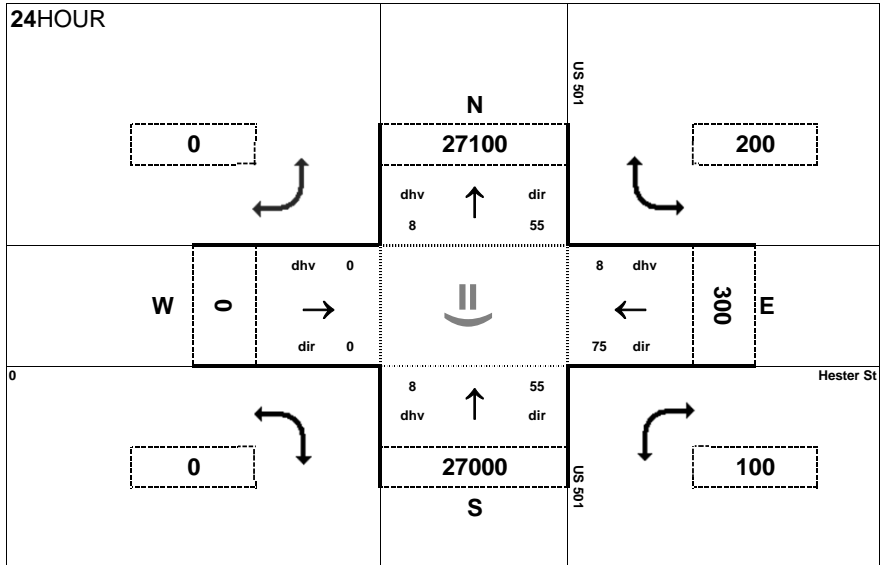
Peak Hour Volume Breakouts Report:
10-S Foushee Street at US 501

Traffic Forecast Release Date:
November-17

Traffic Data Year:
2017 No Build

Project:
U-5969



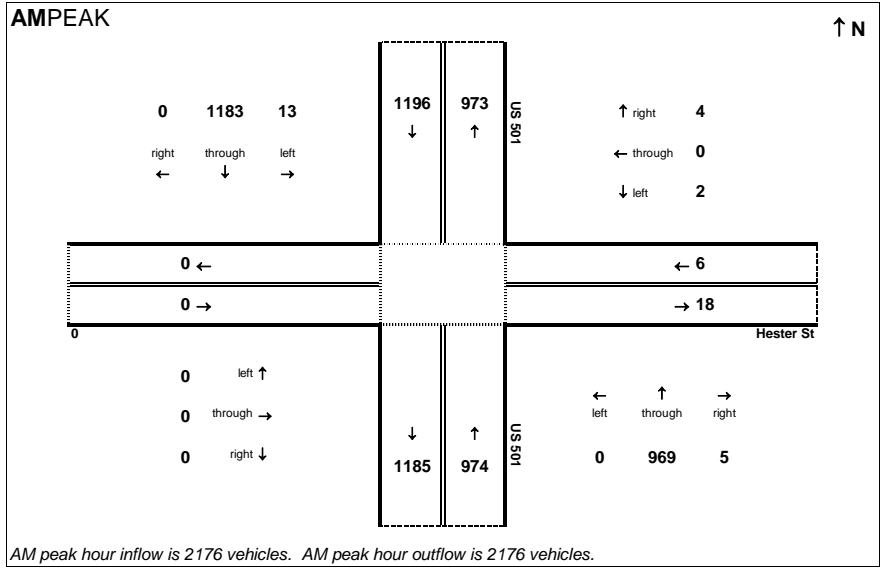


Peak Hour Volume Breakouts Report:
190-Hester St at US 501

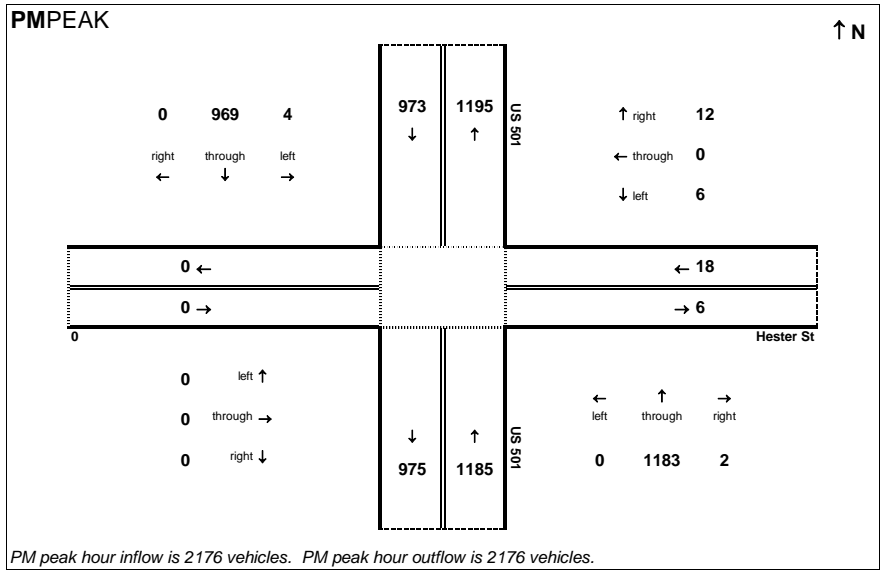
Traffic Forecast Release Date:
November-17

Traffic Data Year:
2017 No Build

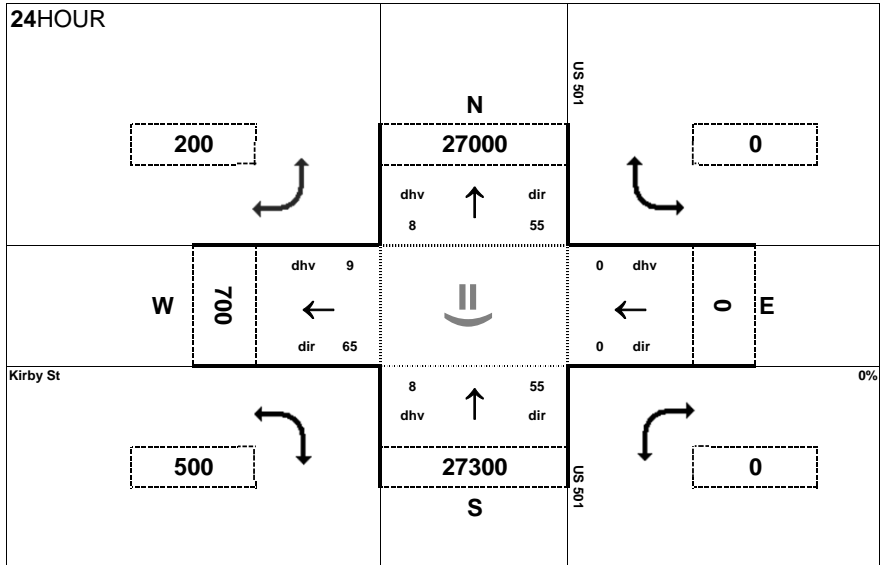
Project:
U-5969



AM peak hour inflow is 2176 vehicles. AM peak hour outflow is 2176 vehicles.



PM peak hour inflow is 2176 vehicles. PM peak hour outflow is 2176 vehicles.

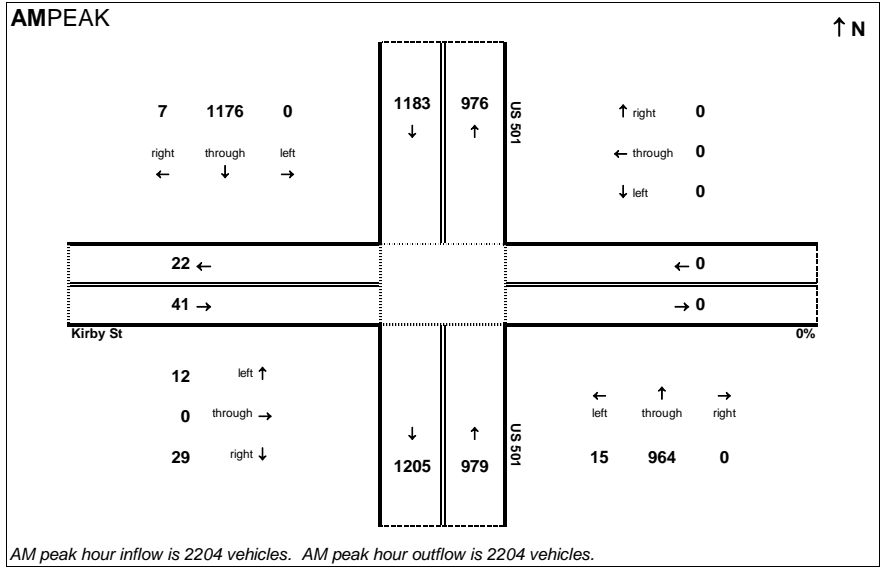


Peak Hour Volume Breakouts Report:
200-Kirby St at US 501

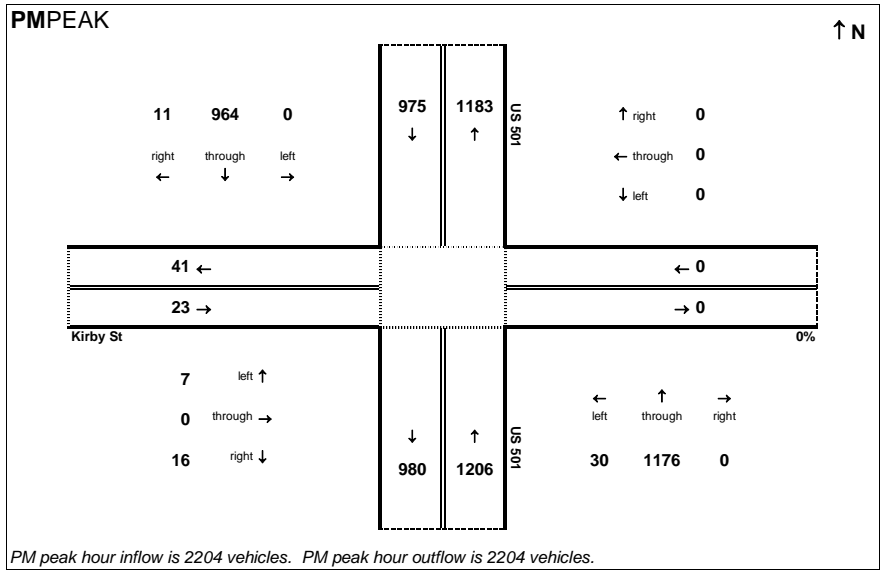
Traffic Forecast Release Date:
November-17

Traffic Data Year:
2017 No Build

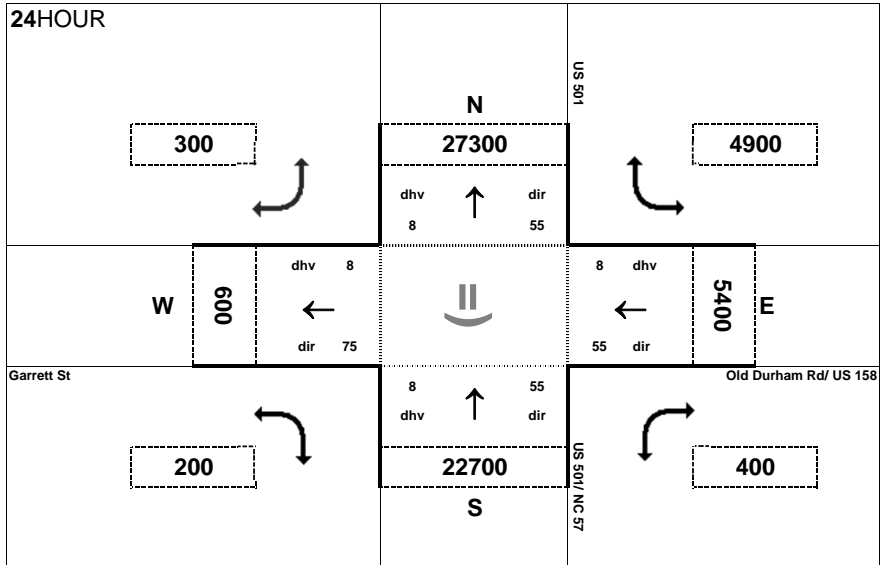
Project:
U-5969



AM peak hour inflow is 2204 vehicles. AM peak hour outflow is 2204 vehicles.



PM peak hour inflow is 2204 vehicles. PM peak hour outflow is 2204 vehicles.

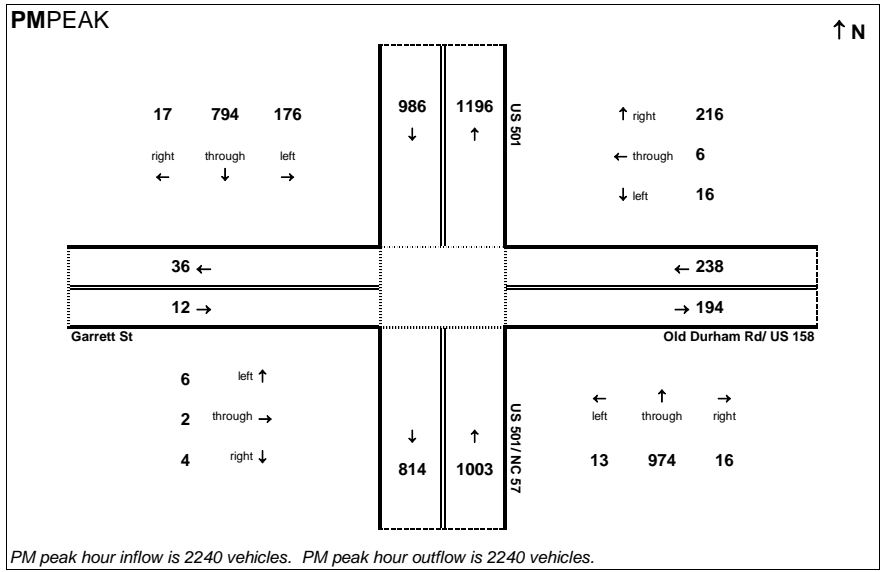
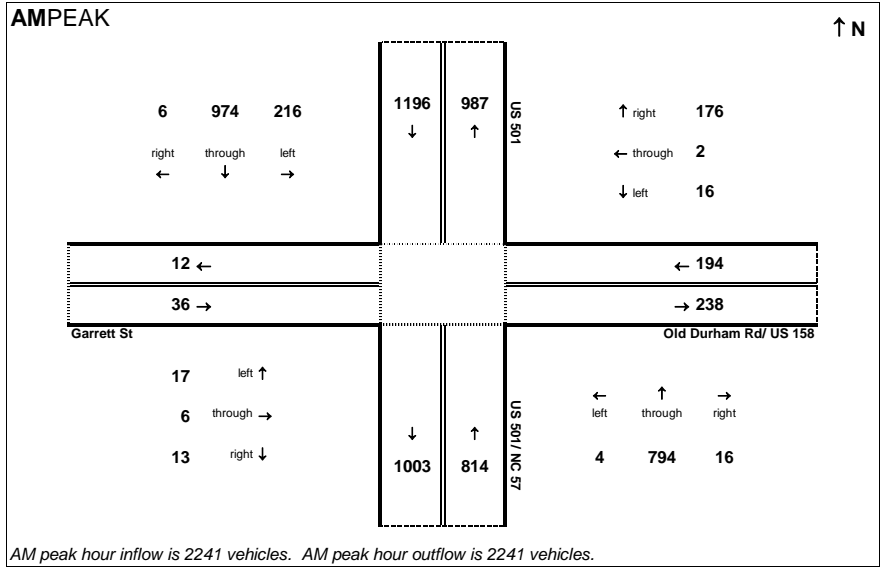


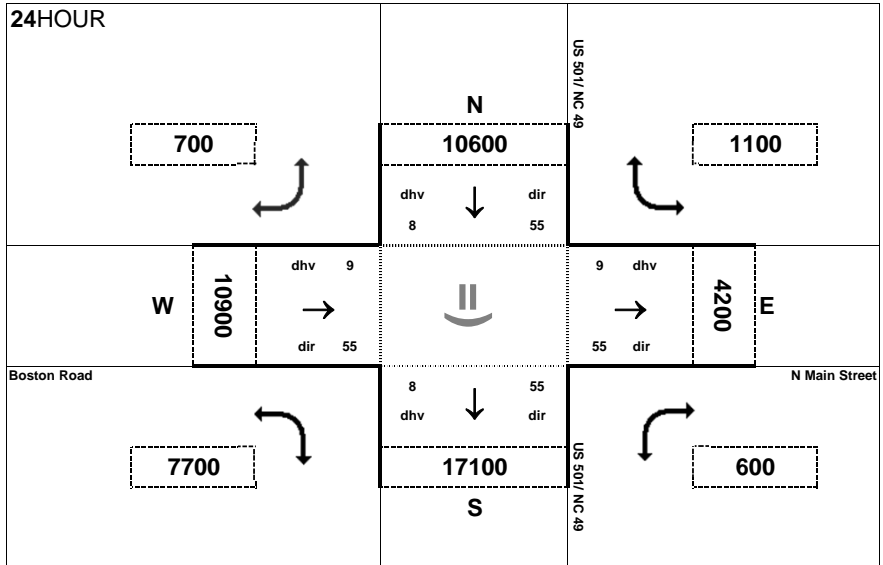
Peak Hour Volume Breakouts Report:
210-Old Durham Rd/US 158 & Garrett St at US 501

Traffic Forecast Release Date:
November-17

Traffic Data Year:
2017 No Build

Project:
U-5969



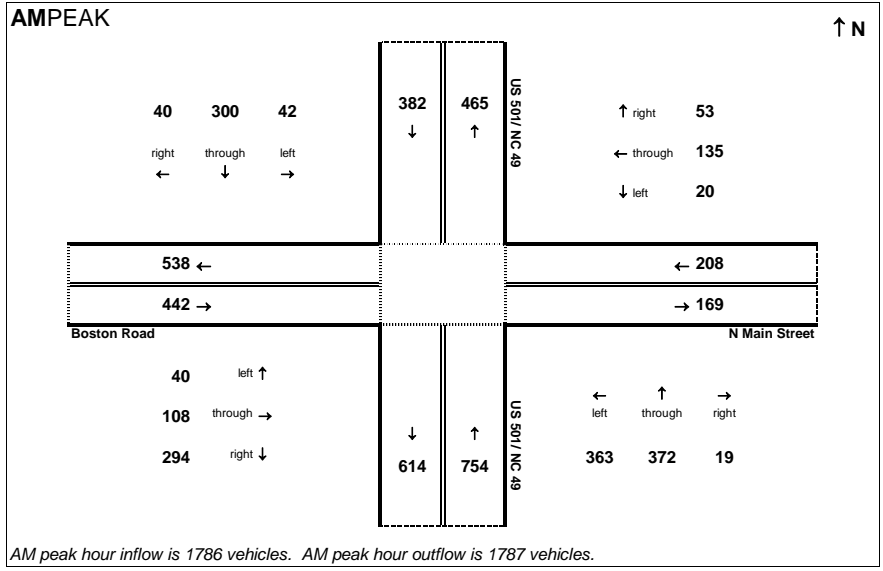


Peak Hour Volume Breakouts Report:
10-Boston Rd/N Main St at US 501

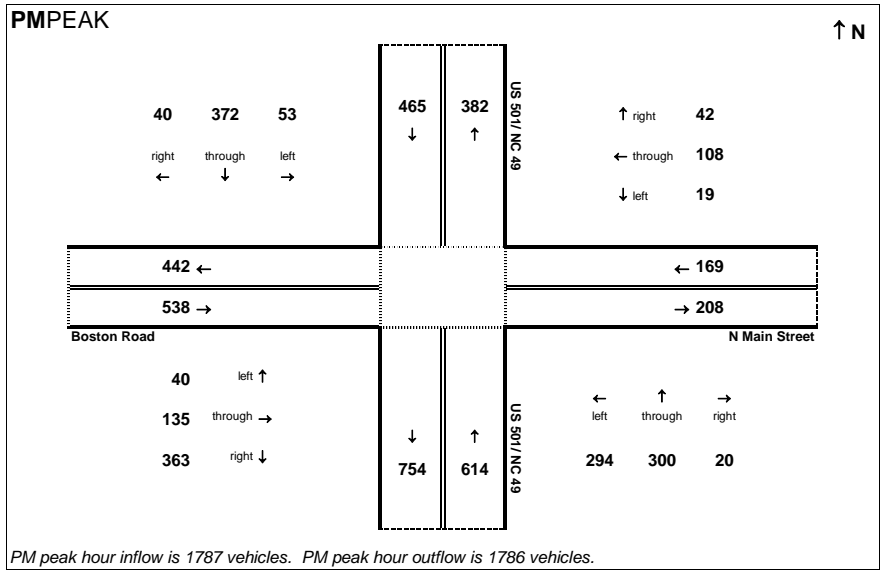
Traffic Forecast Release Date:
November-17

Traffic Data Year:
2040 No Build

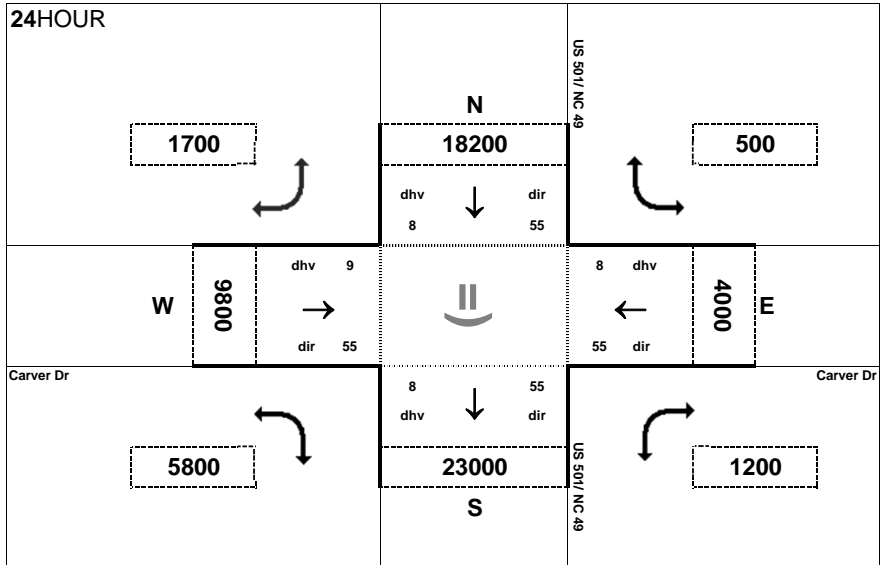
Project:
U-5969



AM peak hour inflow is 1786 vehicles. AM peak hour outflow is 1787 vehicles.



PM peak hour inflow is 1787 vehicles. PM peak hour outflow is 1786 vehicles.

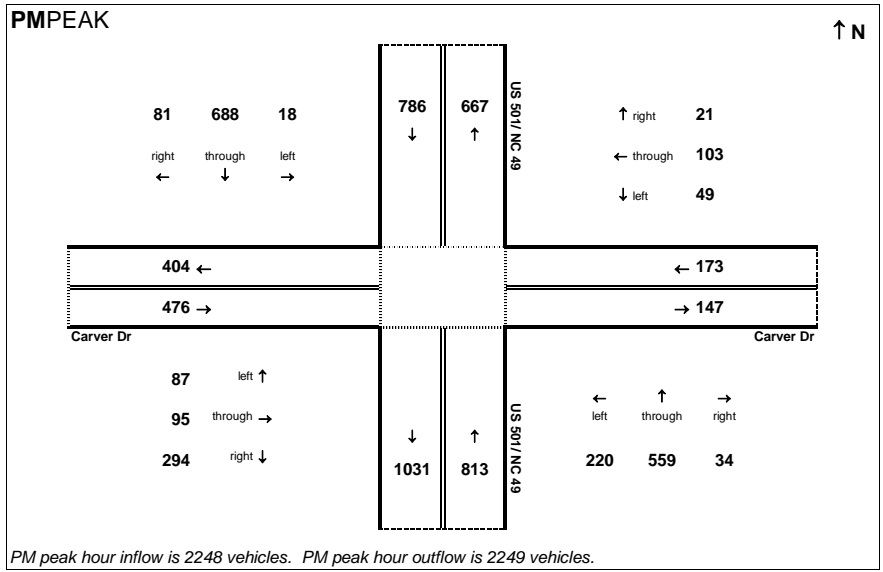
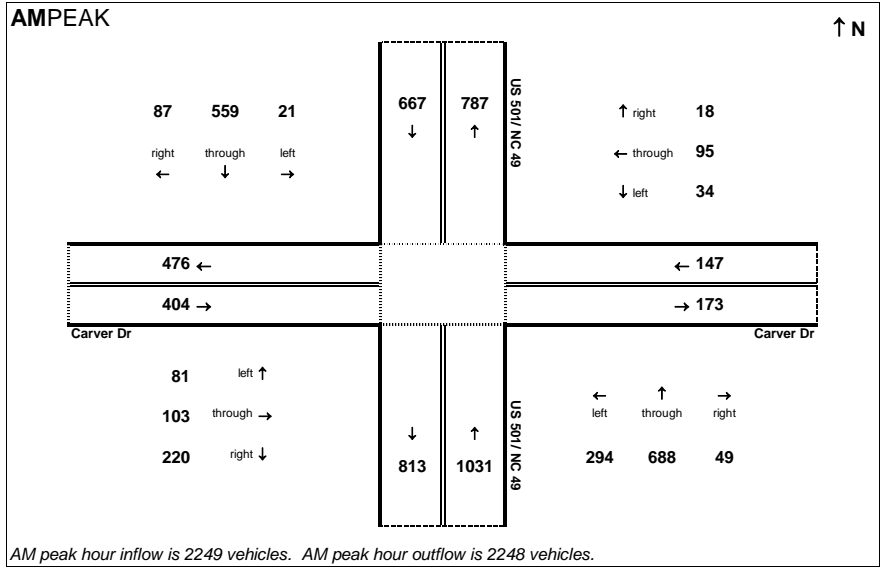


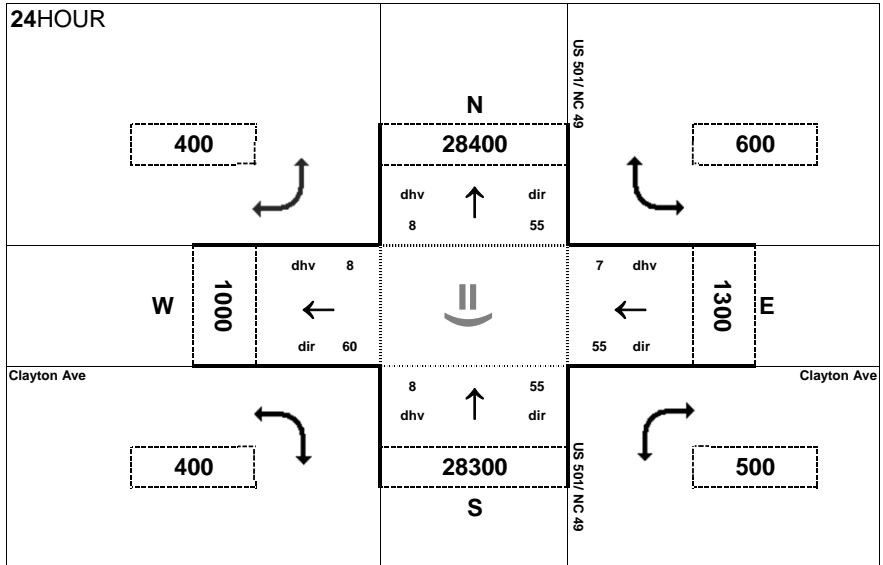
Peak Hour Volume Breakouts Report:
20-Carver Dr at US 501

Traffic Forecast Release Date:
November-17

Traffic Data Year:
2040 No Build

Project:
U-5969



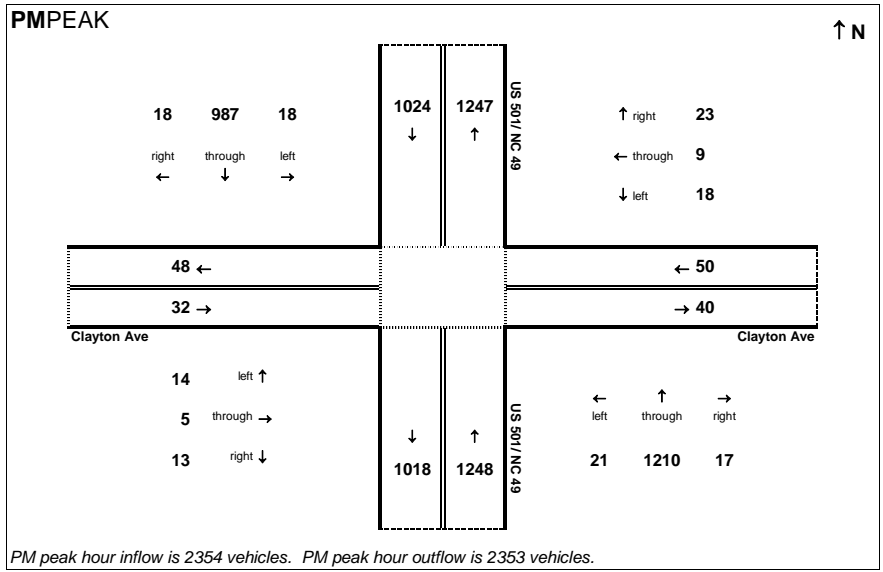
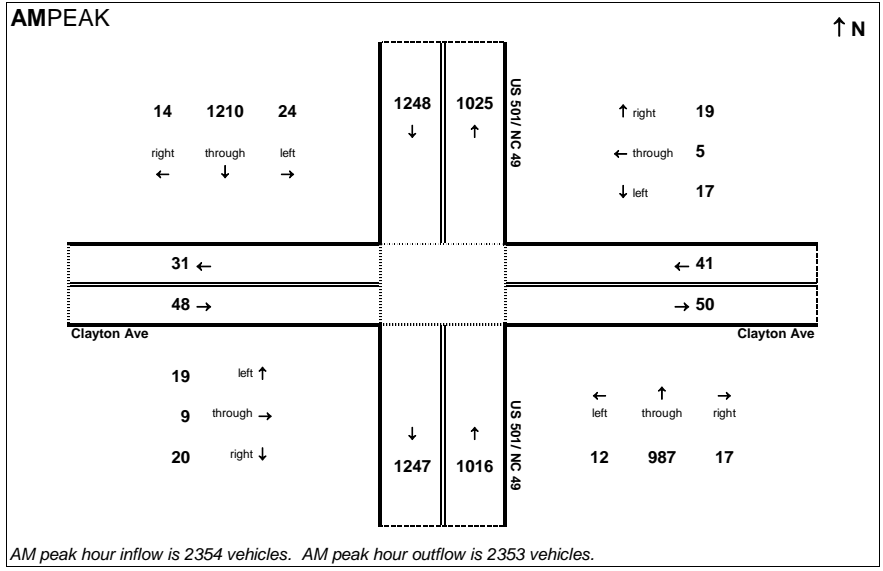


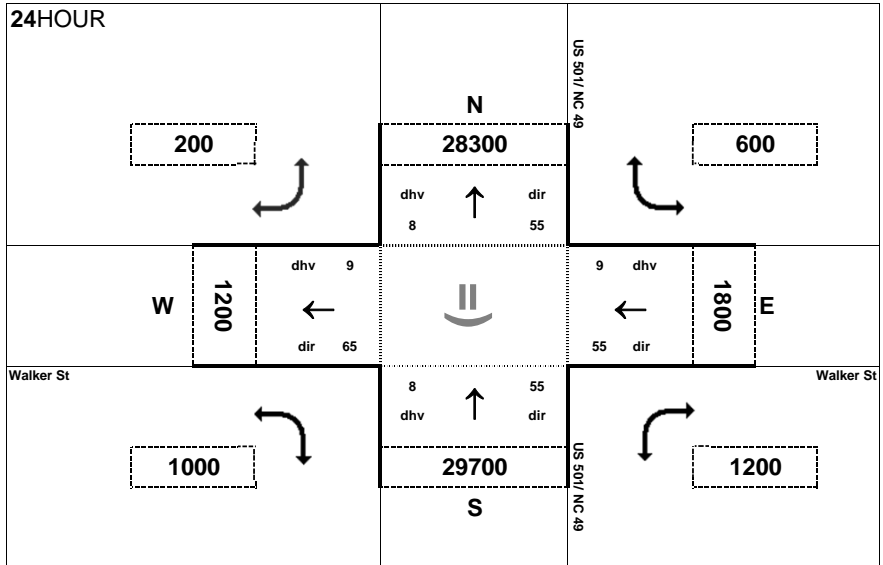
Peak Hour Volume Breakouts Report:
30-Clayton Ave at US 501

Traffic Forecast Release Date:
November-17

Traffic Data Year:
2040 No Build

Project:
U-5969



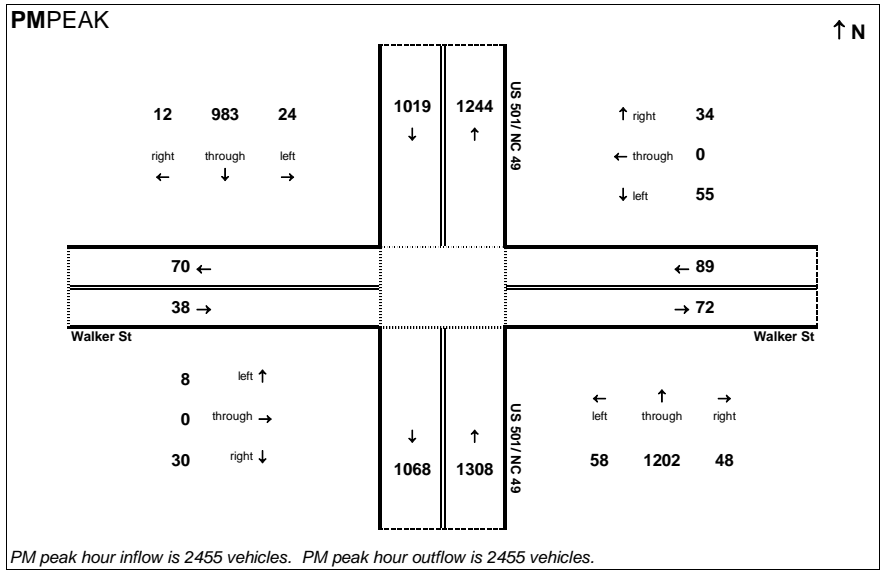
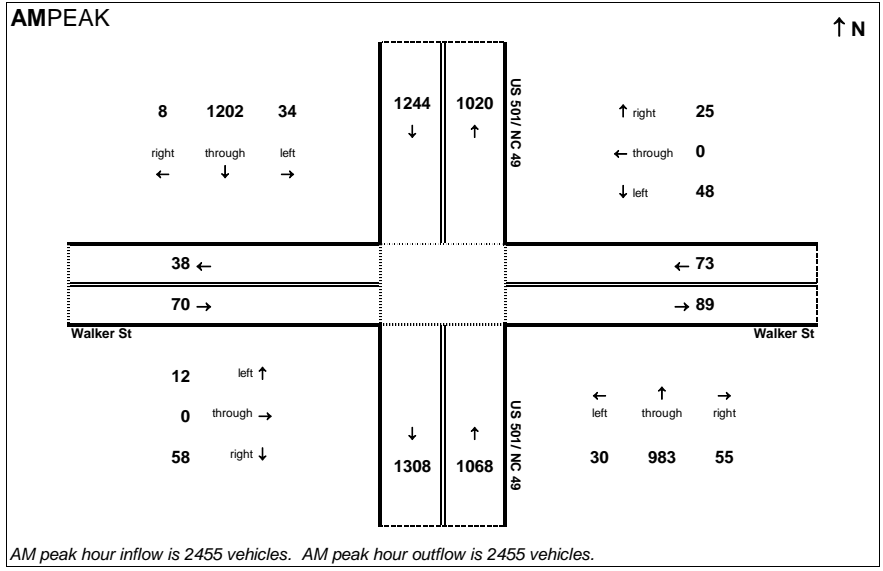


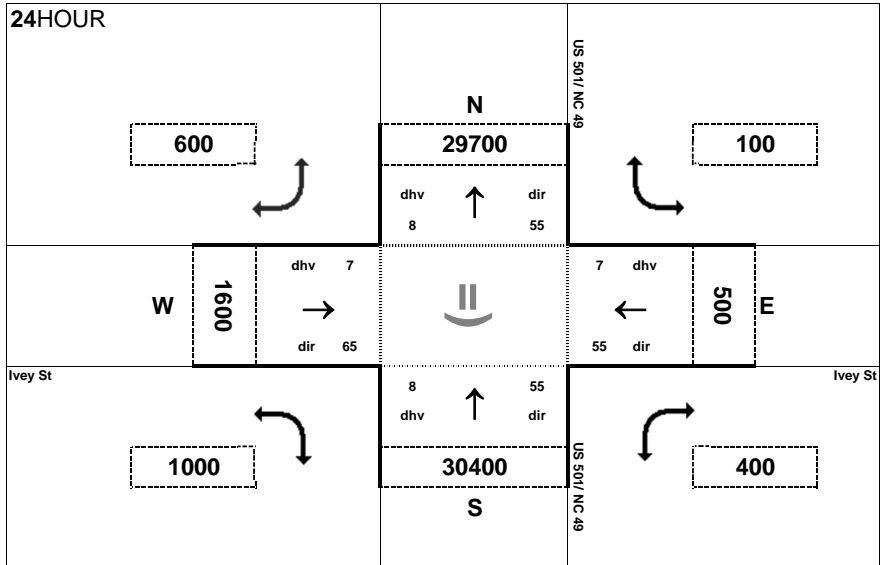
Peak Hour Volume Breakouts Report:
40-Walker St at US 501

Traffic Forecast Release Date:
November-17

Traffic Data Year:
2040 No Build

Project:
U-5969



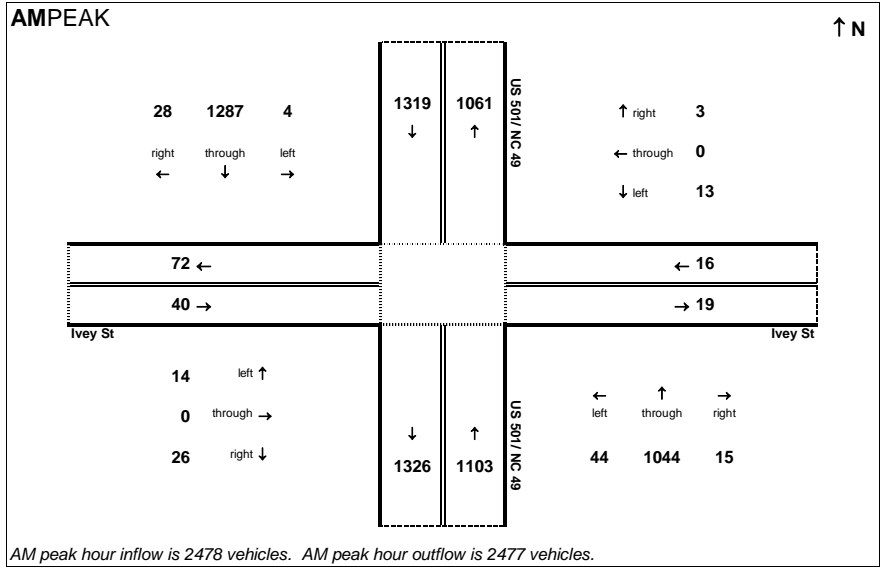


Peak Hour Volume Breakouts Report:
50-Ivey St at US 501

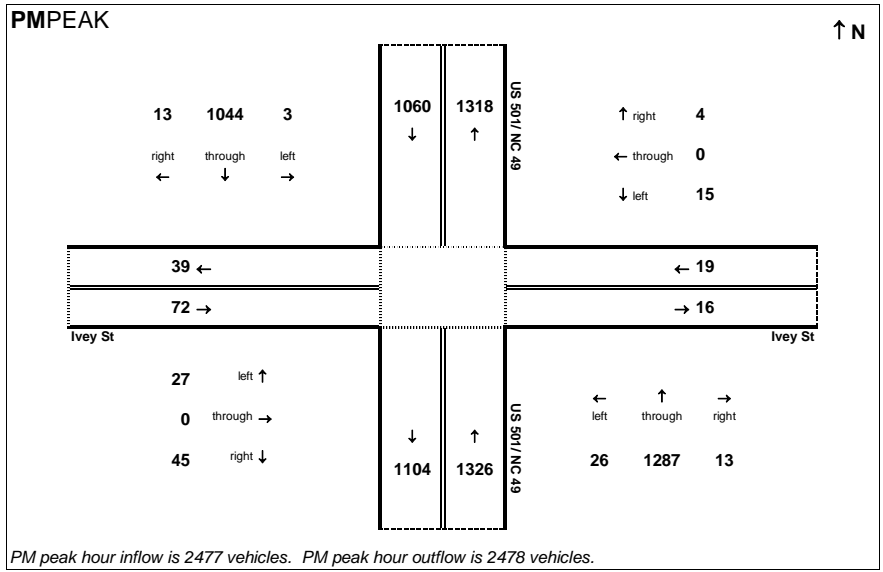
Traffic Forecast Release Date:
November-17

Traffic Data Year:
2040 No Build

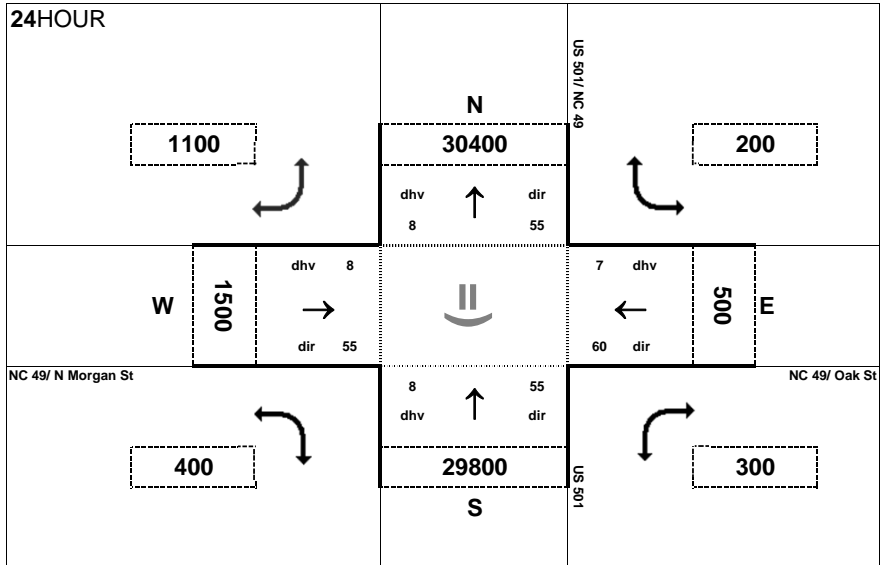
Project:
U-5969



AM peak hour inflow is 2478 vehicles. AM peak hour outflow is 2477 vehicles.



PM peak hour inflow is 2477 vehicles. PM peak hour outflow is 2478 vehicles.

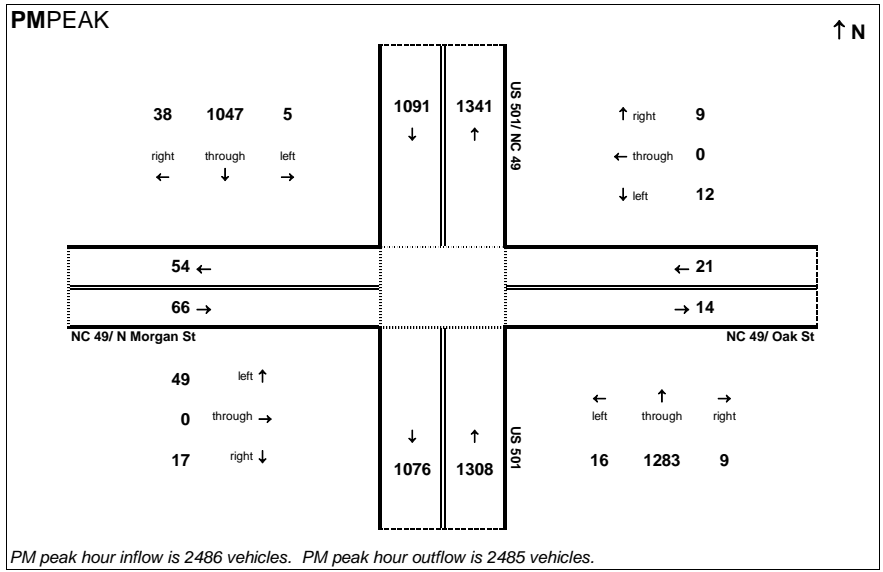
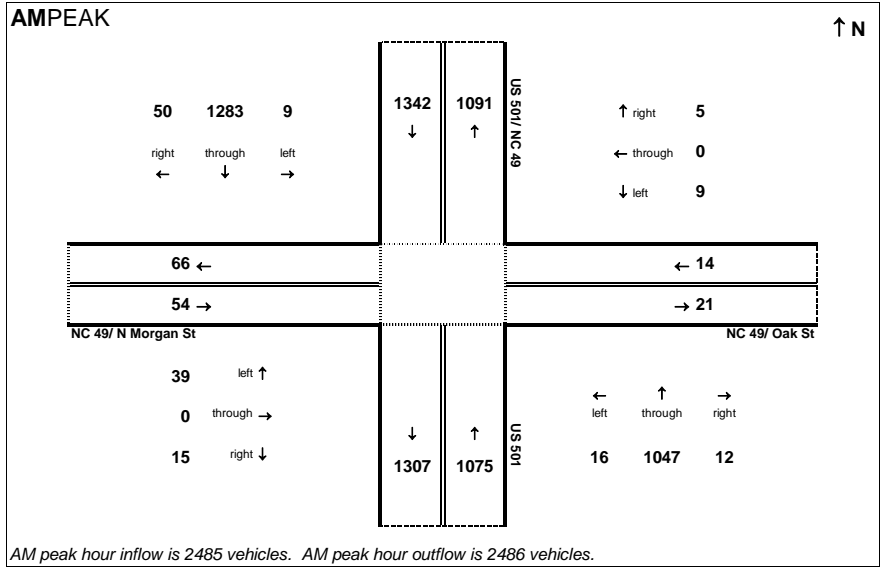


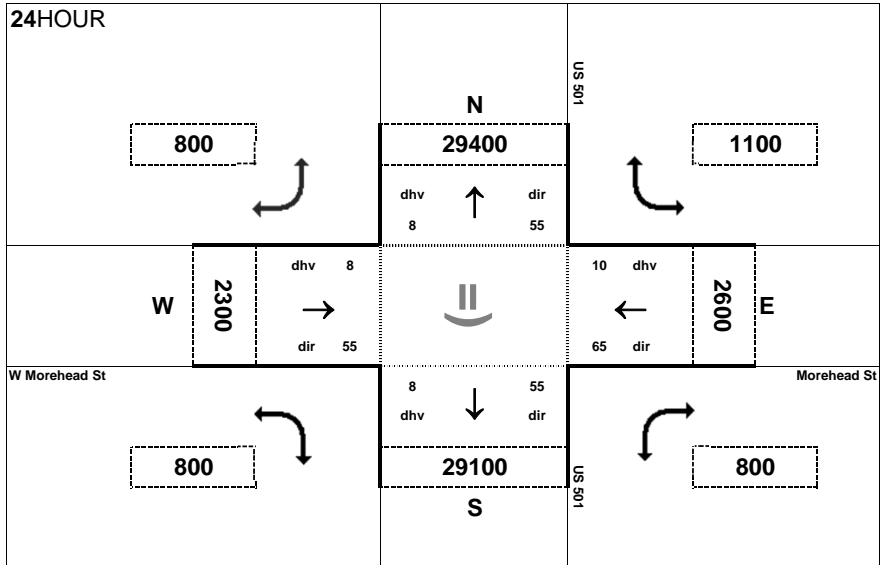
Peak Hour Volume Breakouts Report:
 60-NC 49/Oak St/N Morgan St at US 501

Traffic Forecast Release Date:
 November-17

Traffic Data Year:
 2040 No Build

Project:
 U-5969



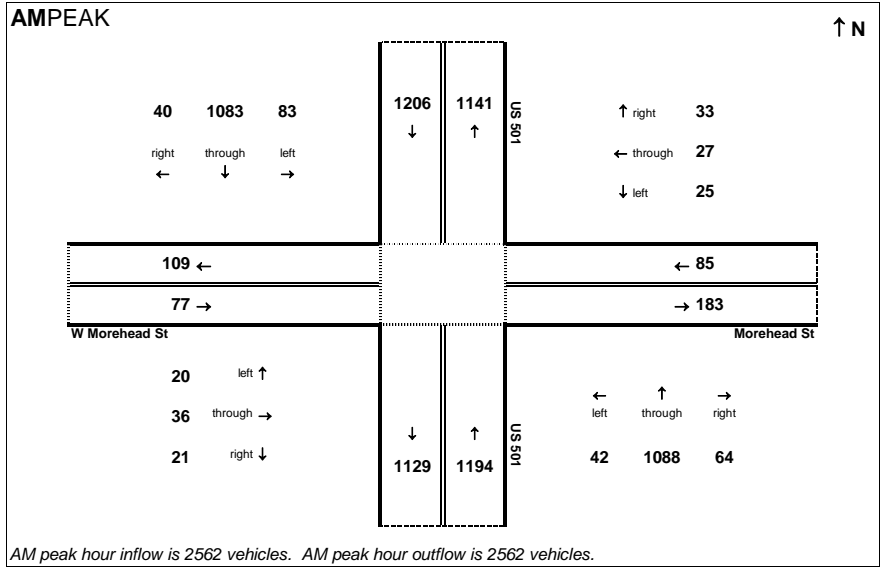


Peak Hour Volume Breakouts Report:
70-Morehead St at US 501

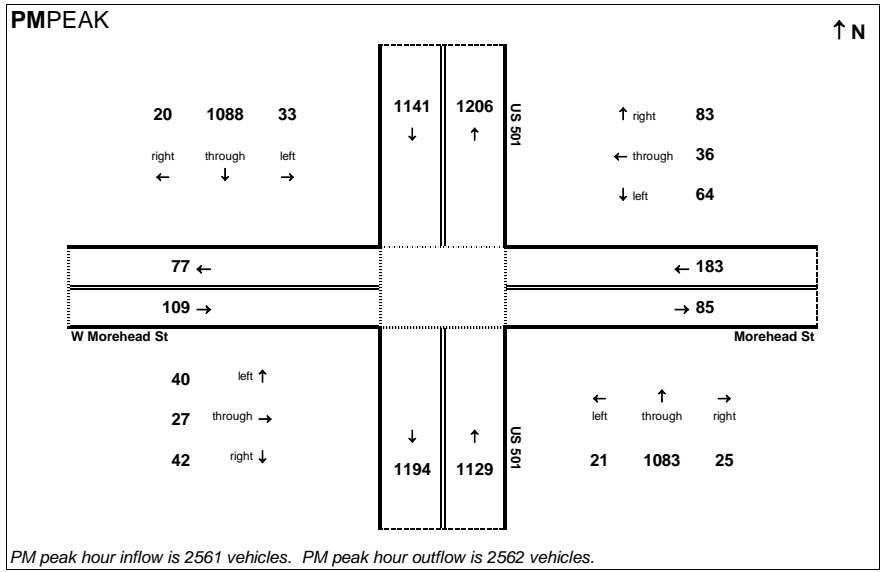
Traffic Forecast Release Date:
November-17

Traffic Data Year:
2040 No Build

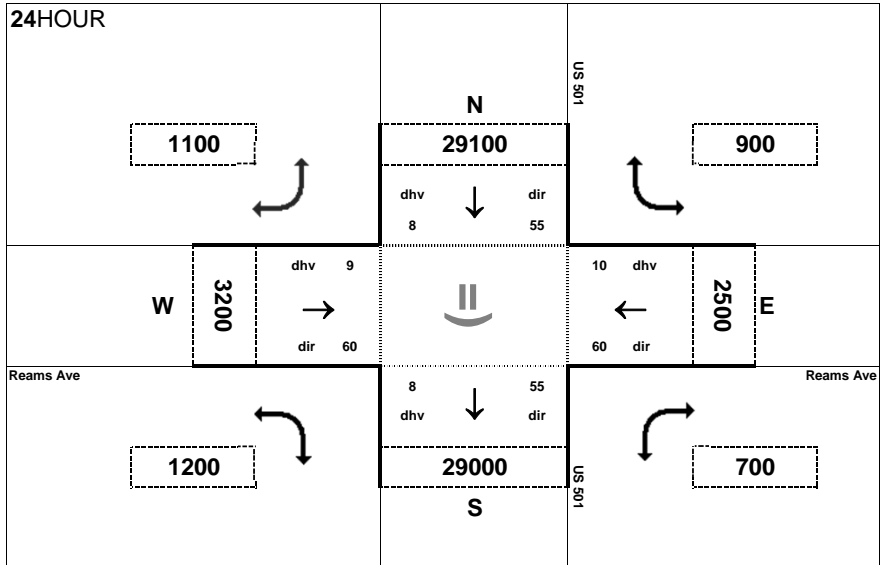
Project:
U-5969



AM peak hour inflow is 2562 vehicles. AM peak hour outflow is 2562 vehicles.



PM peak hour inflow is 2561 vehicles. PM peak hour outflow is 2562 vehicles.

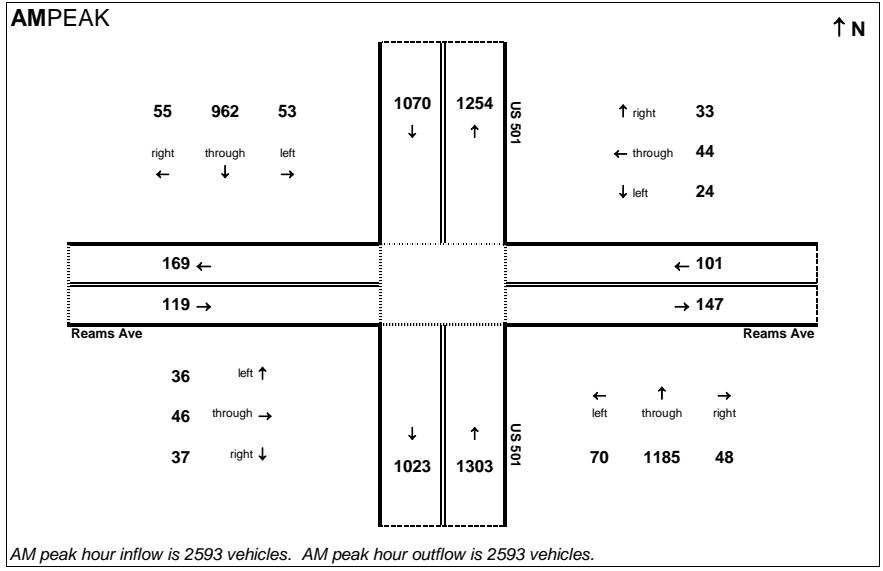


Peak Hour Volume Breakouts Report:
80-Reams Ave at US 501

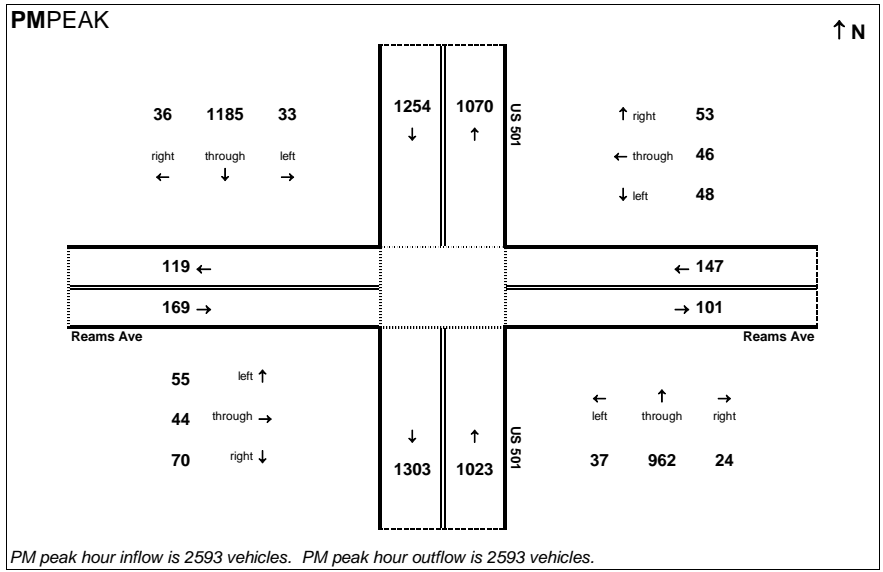
Traffic Forecast Release Date:
November-17

Traffic Data Year:
2040 No Build

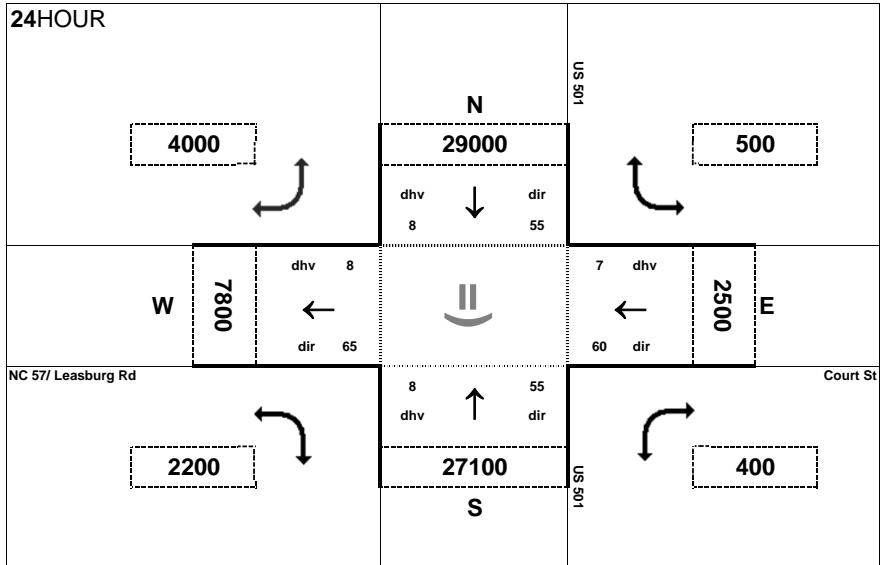
Project:
U-5969



AM peak hour inflow is 2593 vehicles. AM peak hour outflow is 2593 vehicles.



PM peak hour inflow is 2593 vehicles. PM peak hour outflow is 2593 vehicles.

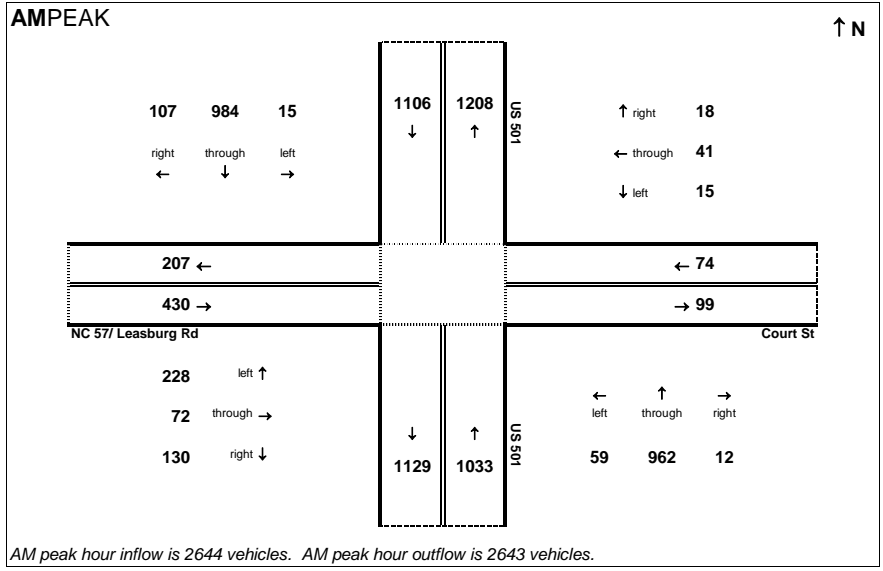


Peak Hour Volume Breakouts Report:
90-Court St/Leasburg Rd/NC 57 at US 501

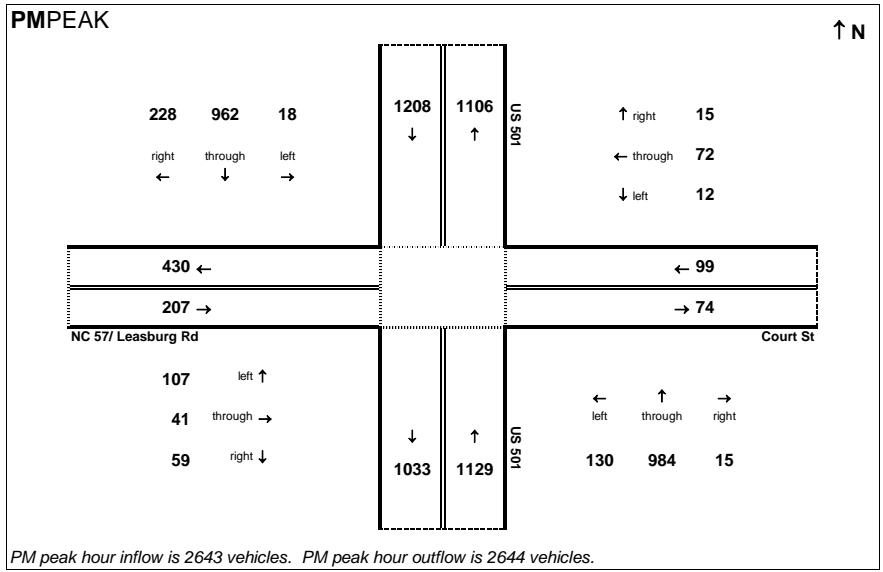
Traffic Forecast Release Date:
November-17

Traffic Data Year:
2040 No Build

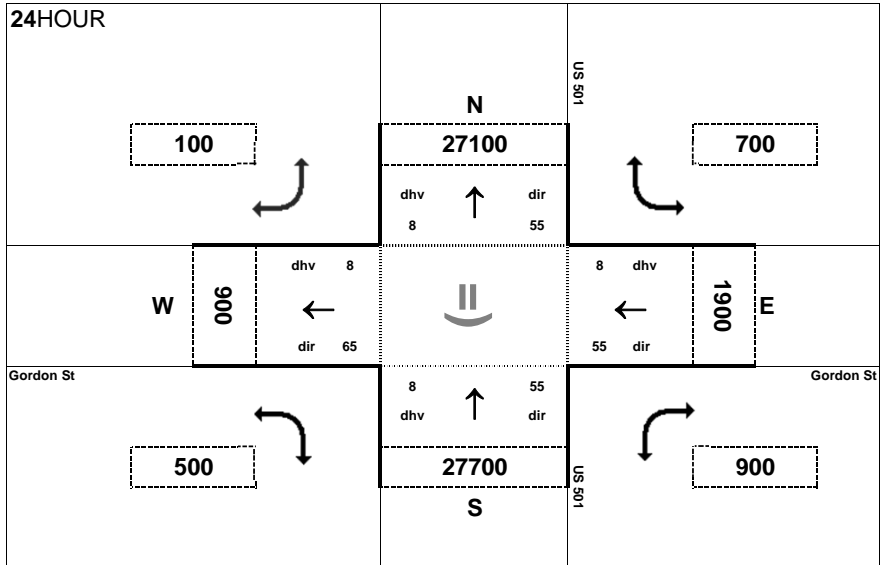
Project:
U-5969



AM peak hour inflow is 2644 vehicles. AM peak hour outflow is 2643 vehicles.



PM peak hour inflow is 2643 vehicles. PM peak hour outflow is 2644 vehicles.

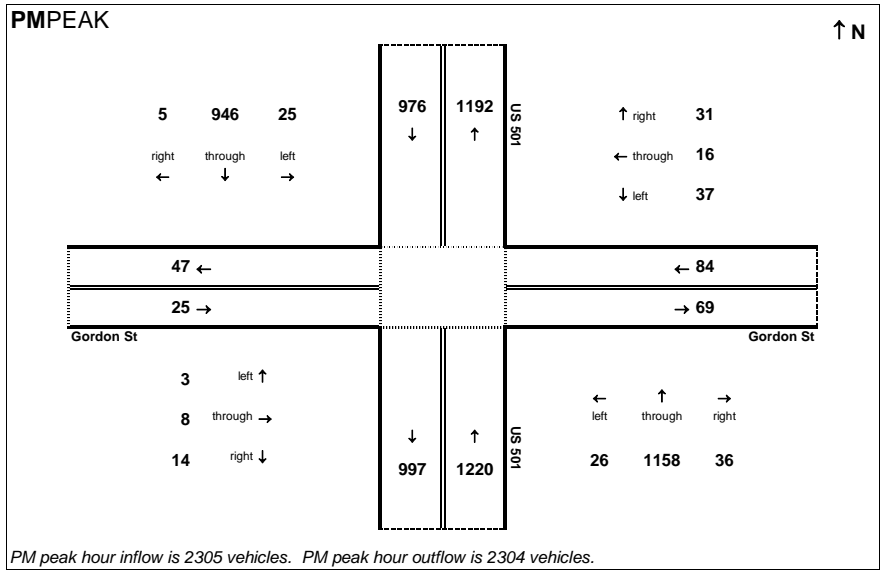
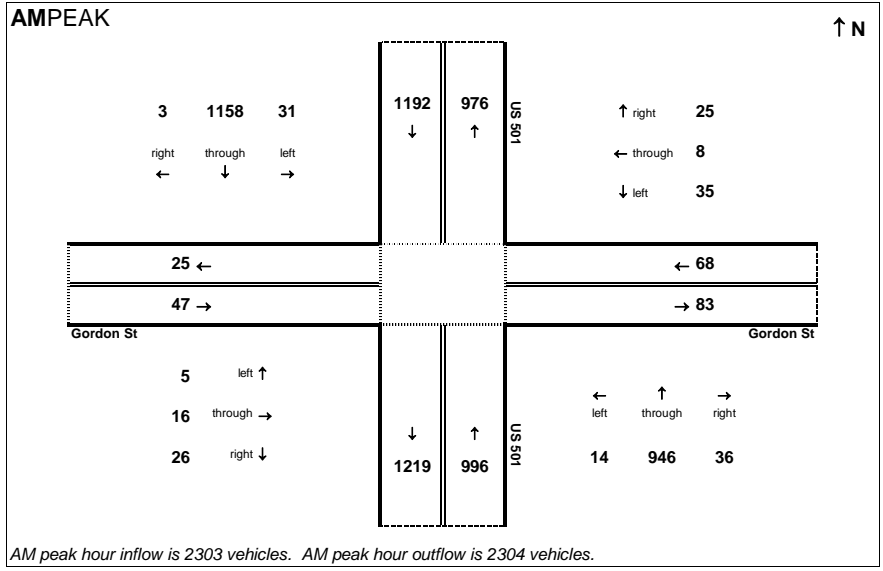


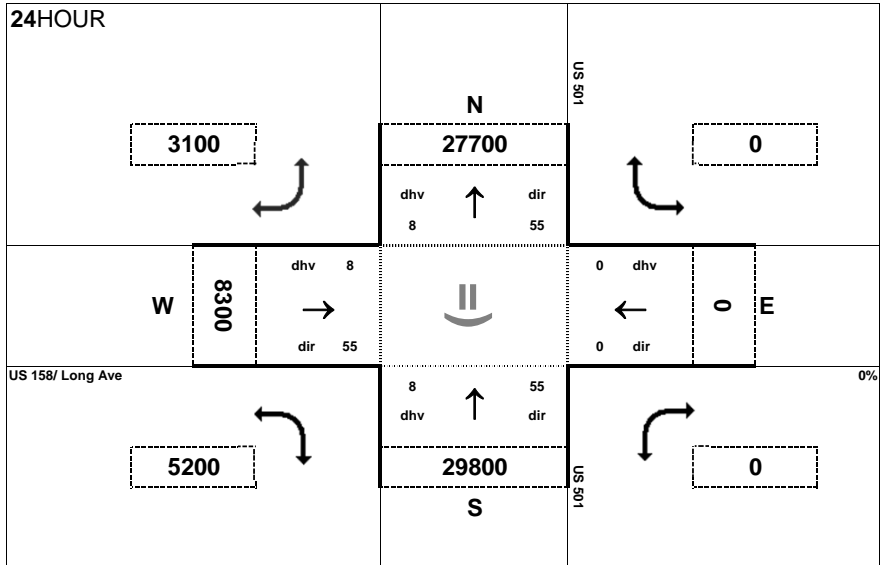
Peak Hour Volume Breakouts Report:
100-Gordon St at US 501

Traffic Forecast Release Date:
November-17

Traffic Data Year:
2040 No Build

Project:
U-5969



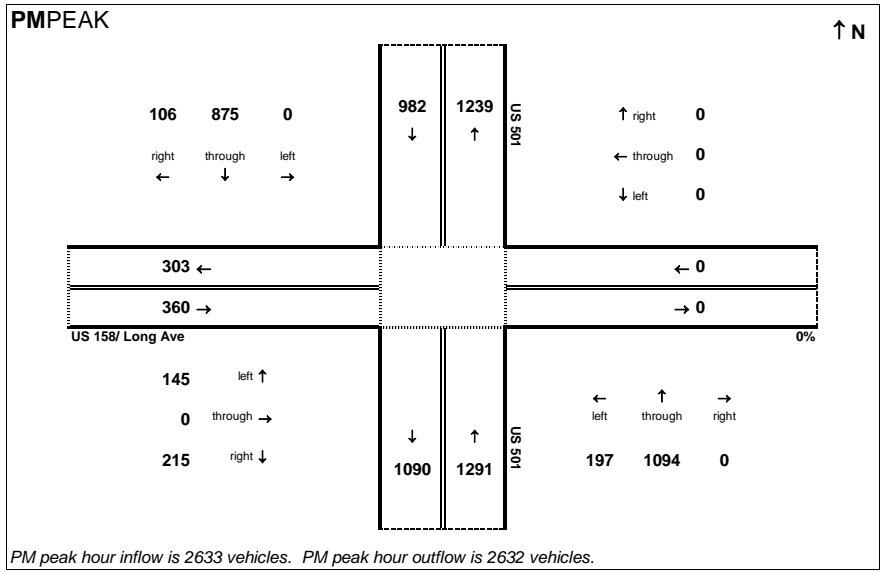
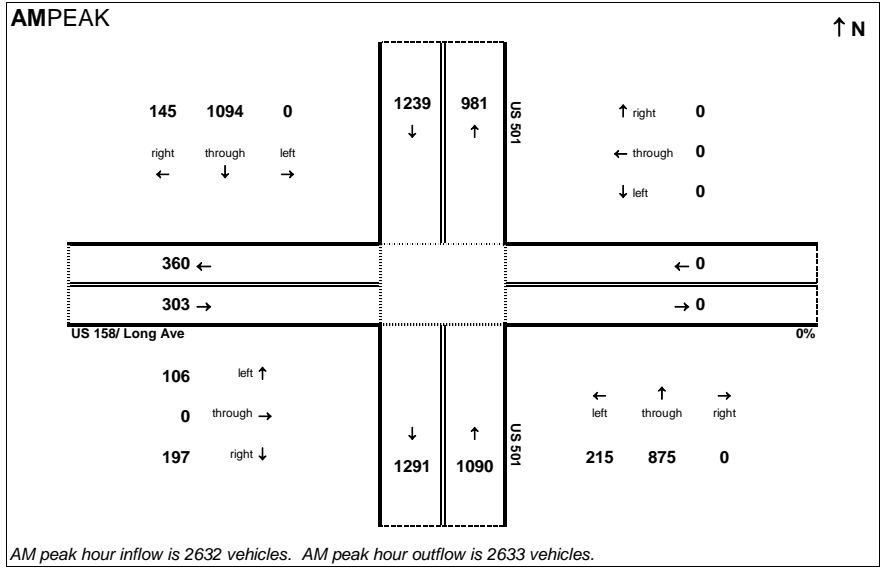


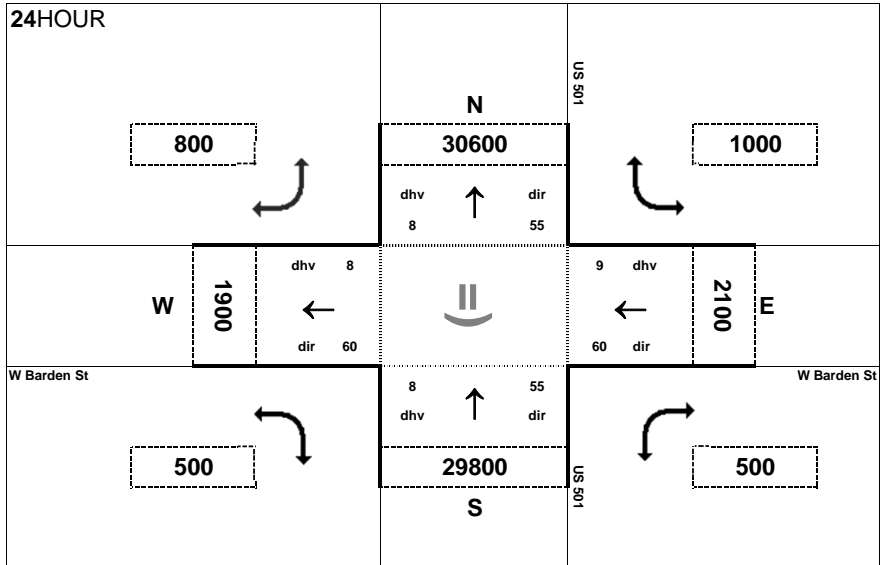
Peak Hour Volume Breakouts Report:
110-US 159/ Long Ave at US 501

Traffic Forecast Release Date:
November-17

Traffic Data Year:
2040 No Build

Project:
U-5969



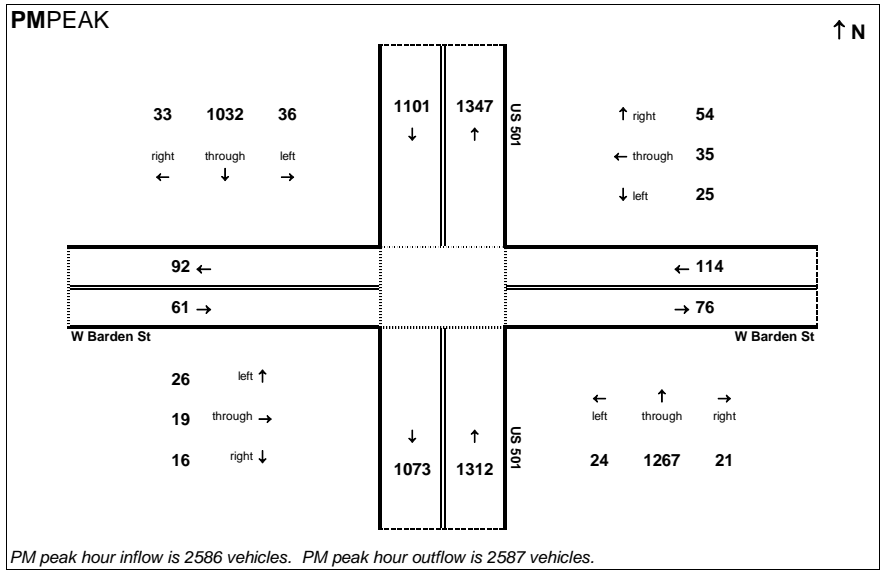
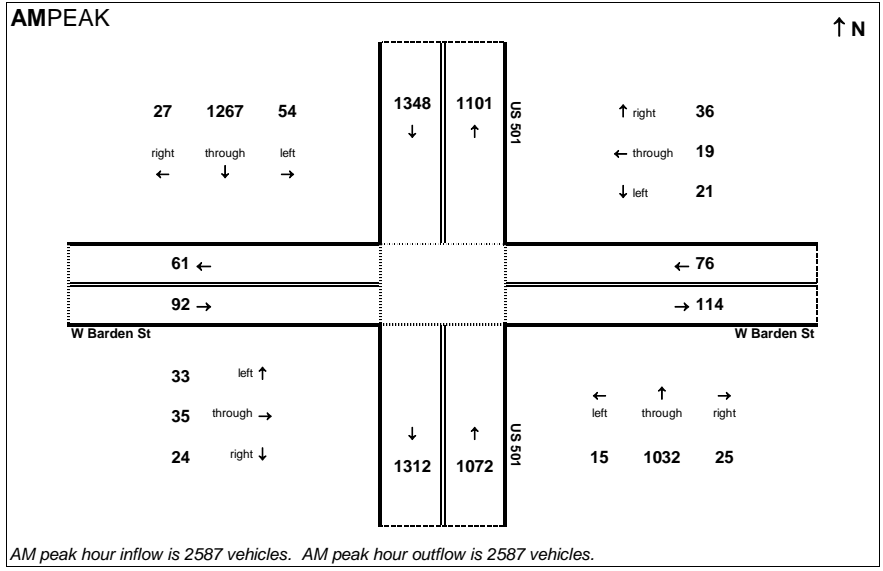


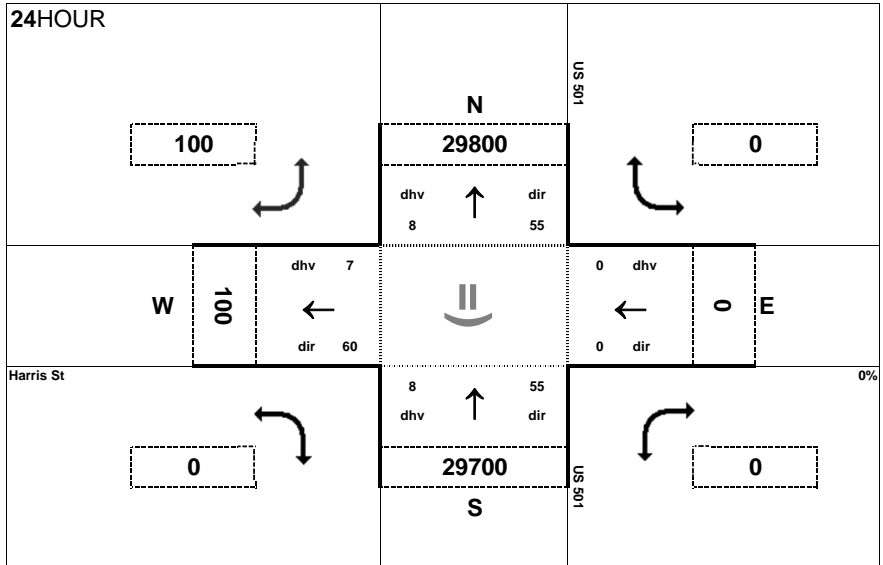
Peak Hour Volume Breakouts Report:
120-W Barden St at US 501

Traffic Forecast Release Date:
November-17

Traffic Data Year:
2040 No Build

Project:
U-5969



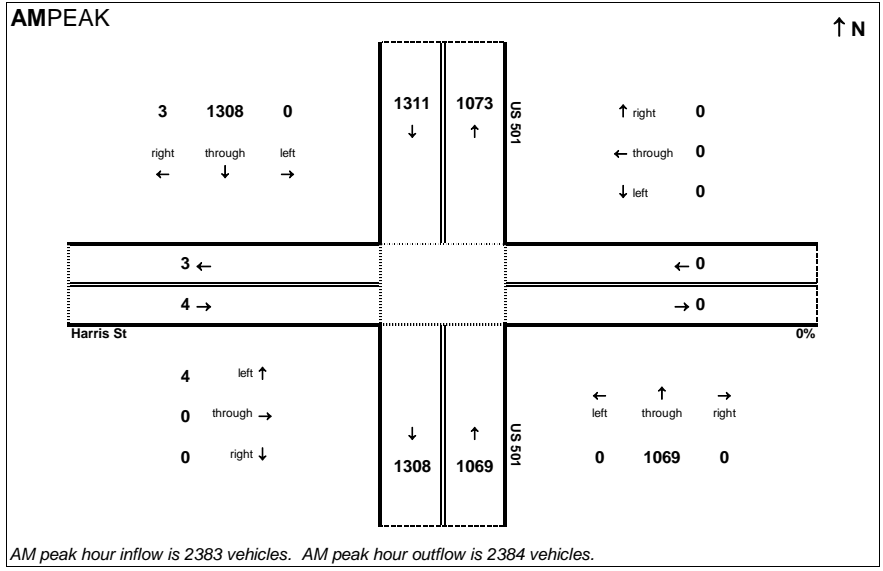


Peak Hour Volume Breakouts Report:
130-Harris St at US 501

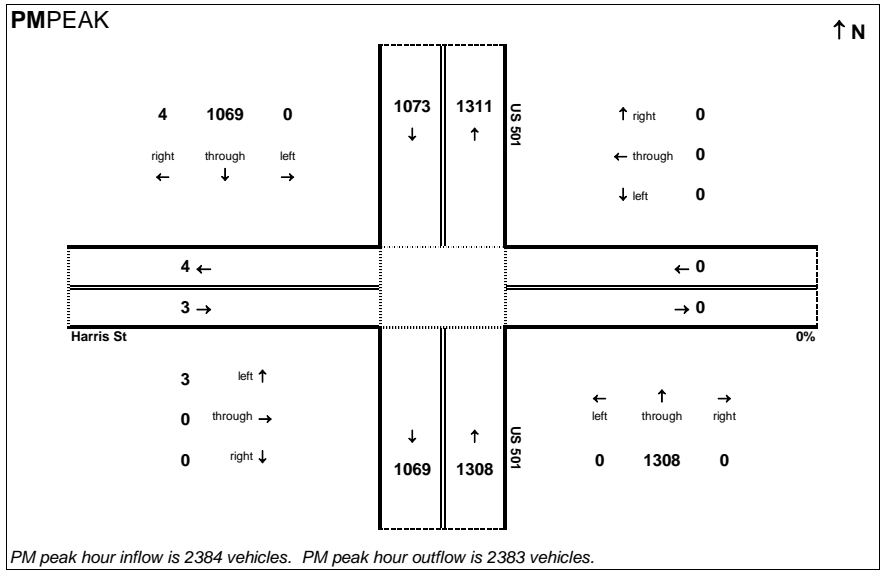
Traffic Forecast Release Date:
November-17

Traffic Data Year:
2040 No Build

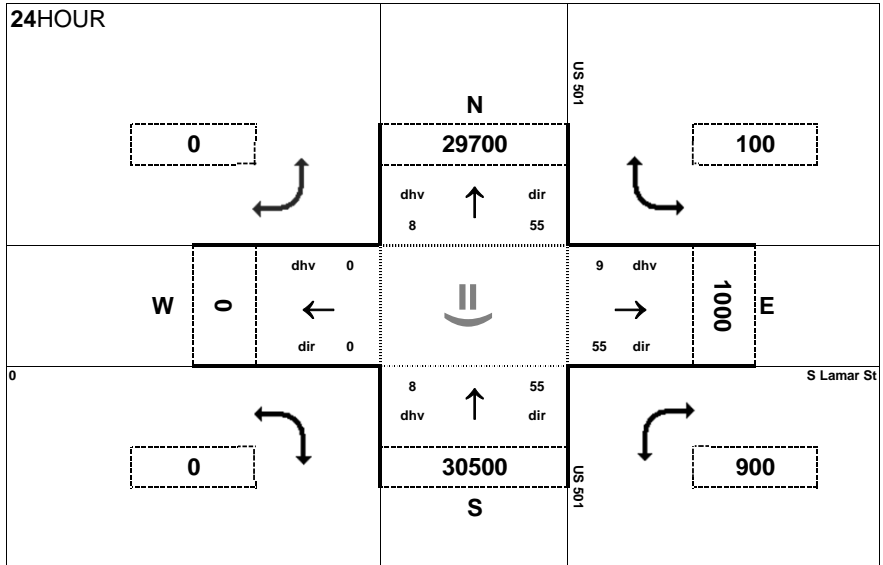
Project:
U-5969



AM peak hour inflow is 2383 vehicles. AM peak hour outflow is 2384 vehicles.



PM peak hour inflow is 2384 vehicles. PM peak hour outflow is 2383 vehicles.

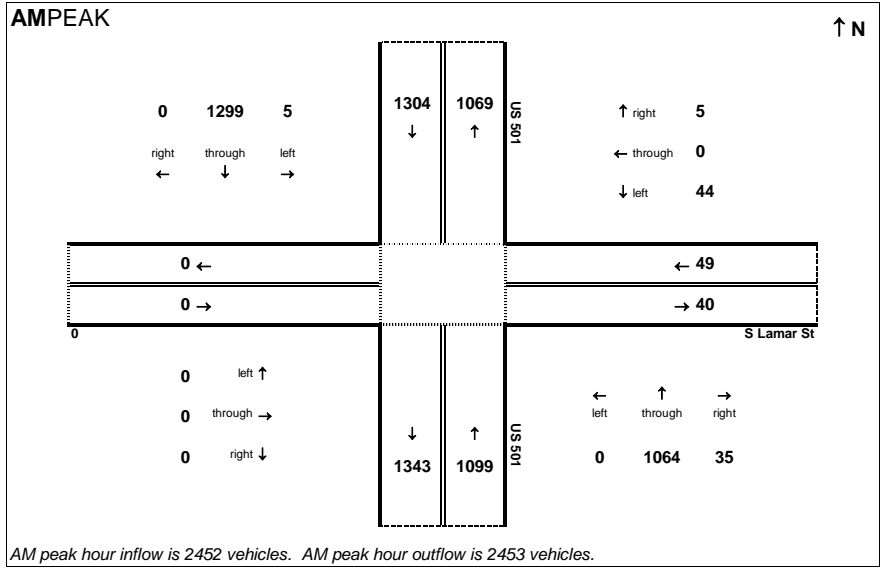


Peak Hour Volume Breakouts Report:
140-S Lamar St at US 501

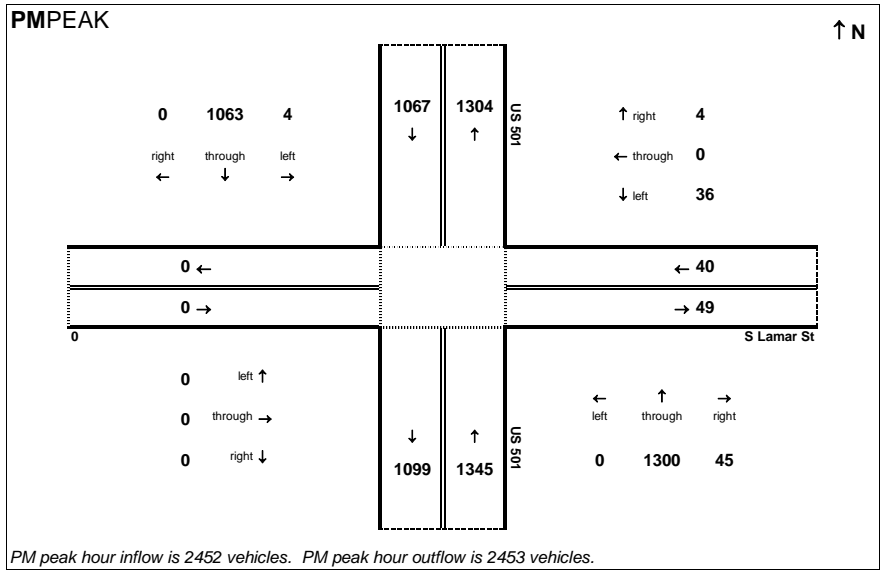
Traffic Forecast Release Date:
November-17

Traffic Data Year:
2040 No Build

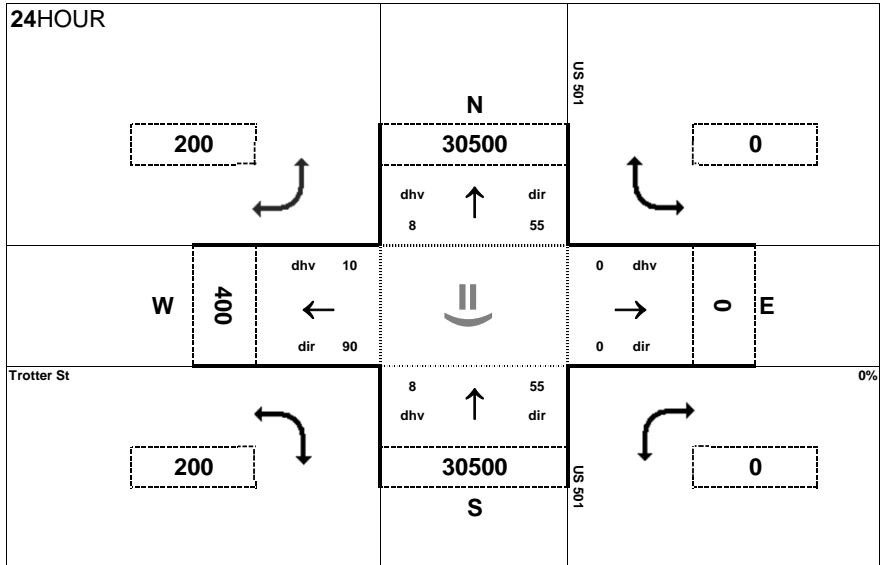
Project:
U-5969



AM peak hour inflow is 2452 vehicles. AM peak hour outflow is 2453 vehicles.



PM peak hour inflow is 2452 vehicles. PM peak hour outflow is 2453 vehicles.

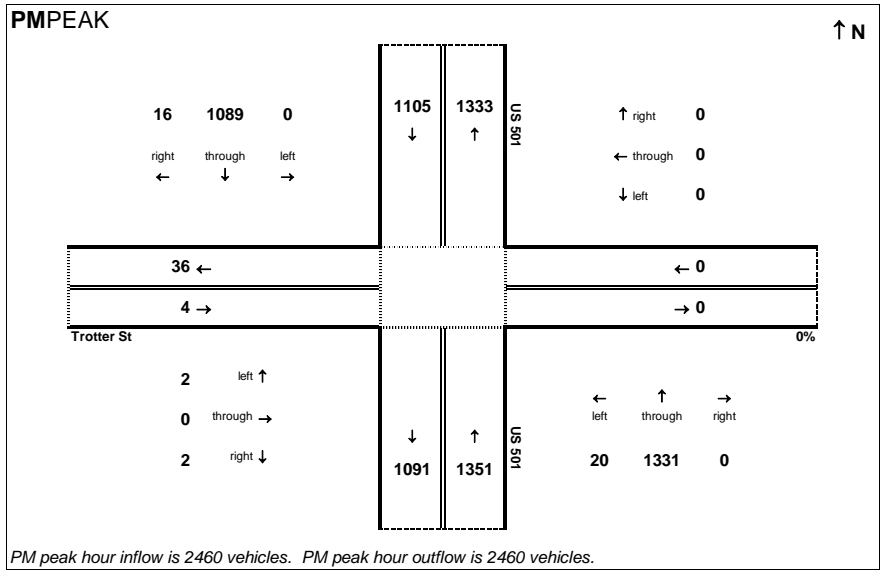
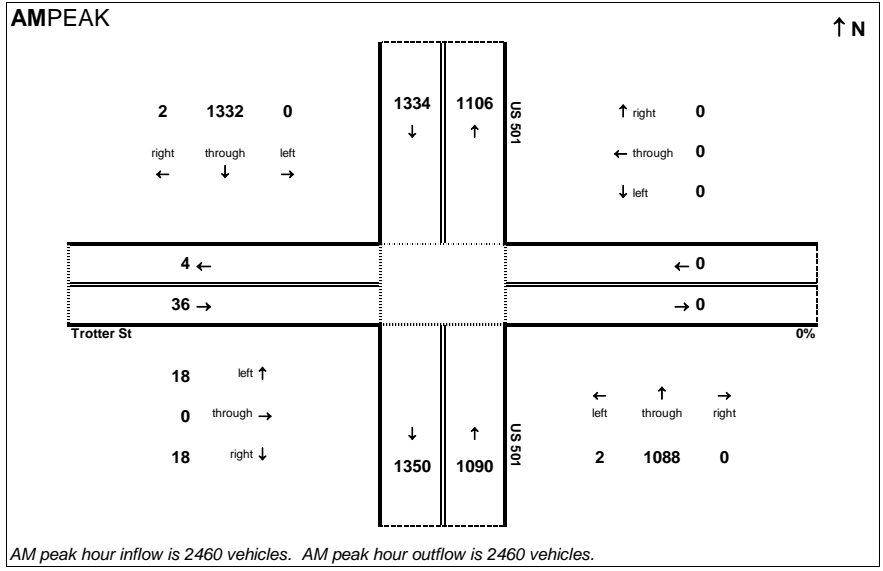


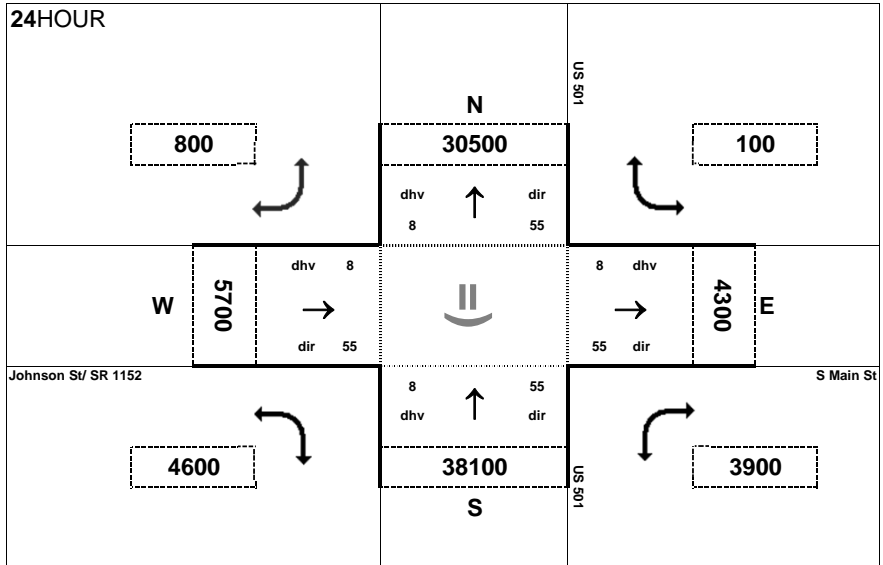
Peak Hour Volume Breakouts Report:
150-Trotter St at US 501

Traffic Forecast Release Date:
November-17

Traffic Data Year:
2040 No Build

Project:
U-5969



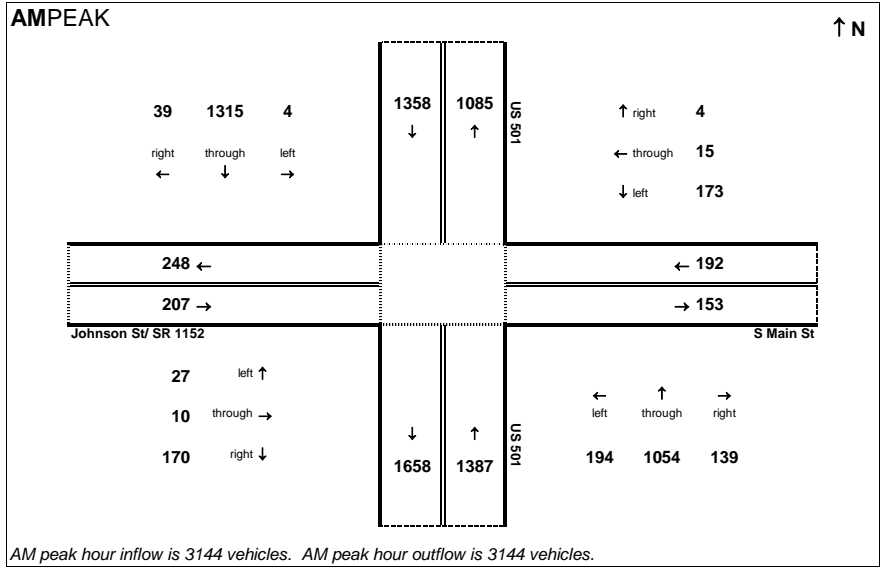


Peak Hour Volume Breakouts Report:
160-S Main St/ Johnson St/ SR 1152 at US 501

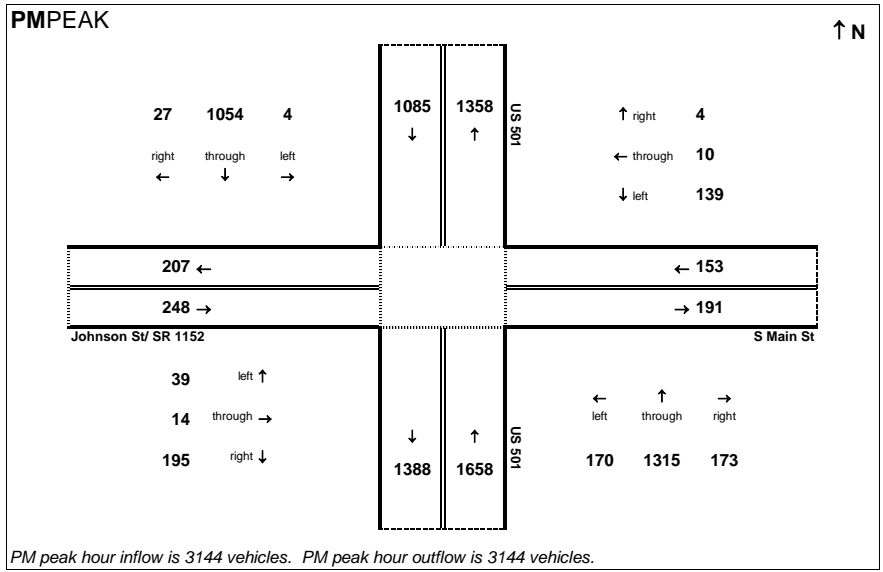
Traffic Forecast Release Date:
November-17

Traffic Data Year:
2040 No Build

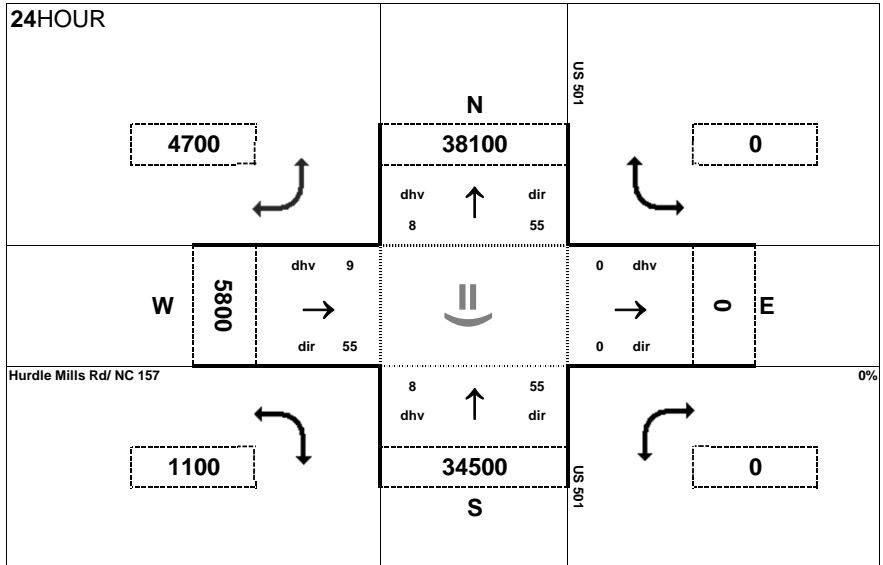
Project:
U-5969



AM peak hour inflow is 3144 vehicles. AM peak hour outflow is 3144 vehicles.



PM peak hour inflow is 3144 vehicles. PM peak hour outflow is 3144 vehicles.

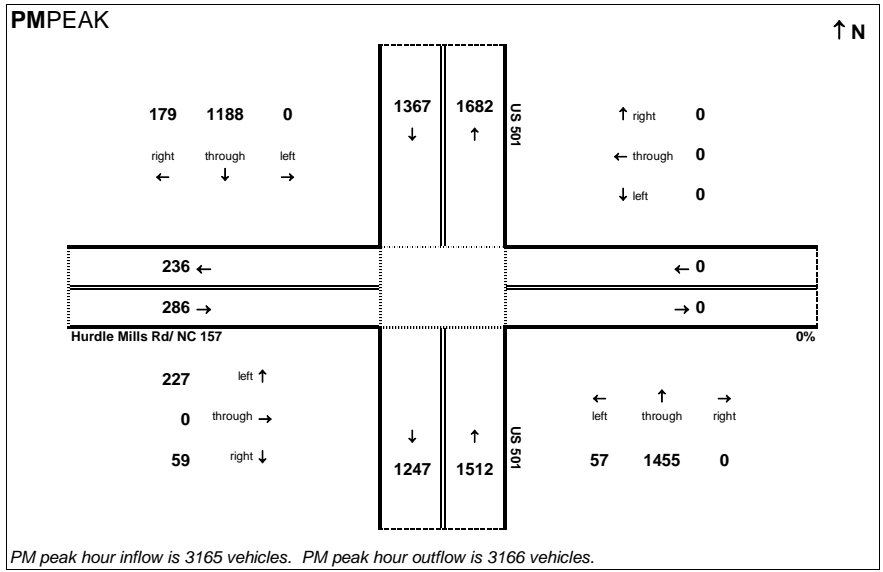
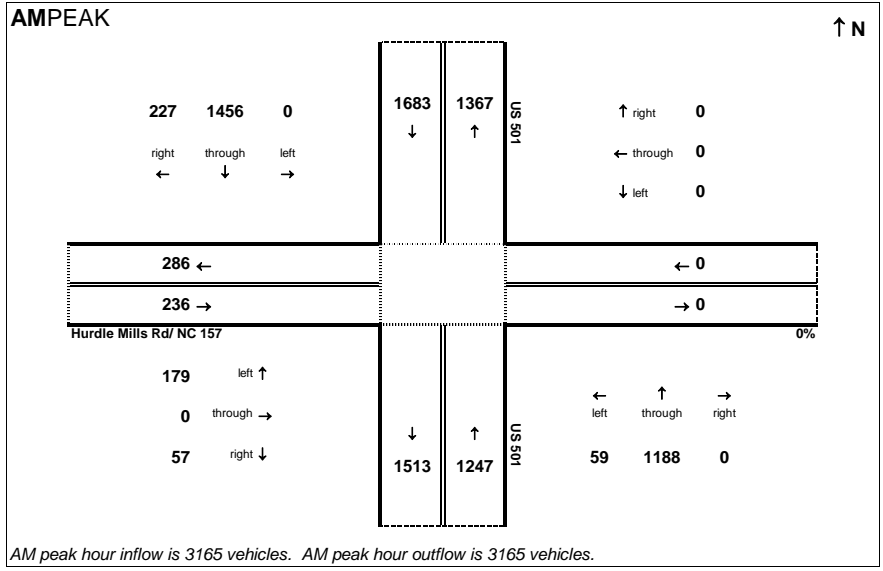


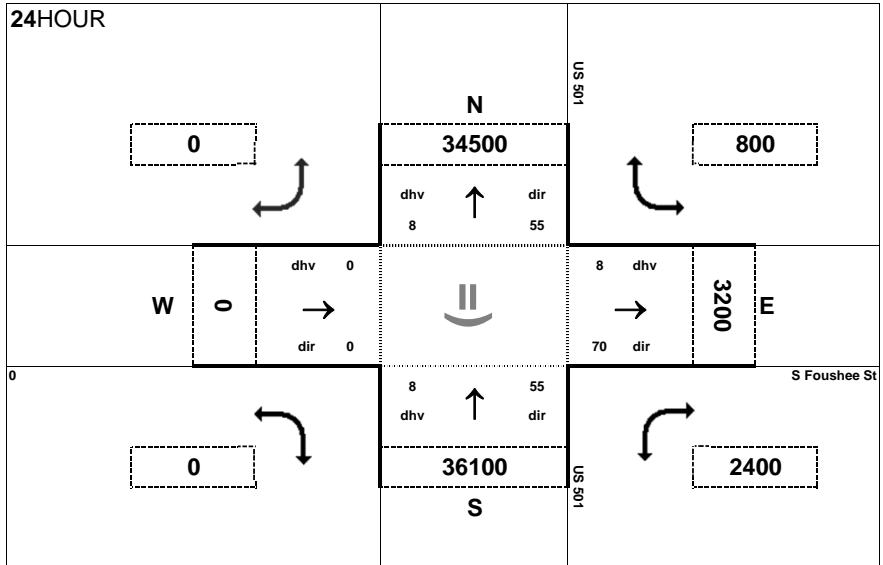
Peak Hour Volume Breakouts Report:
170-Hurdle Mills Rd/ NC 157 at US 501

Traffic Forecast Release Date:
November-17

Traffic Data Year:
2040 No Build

Project:
U-5969



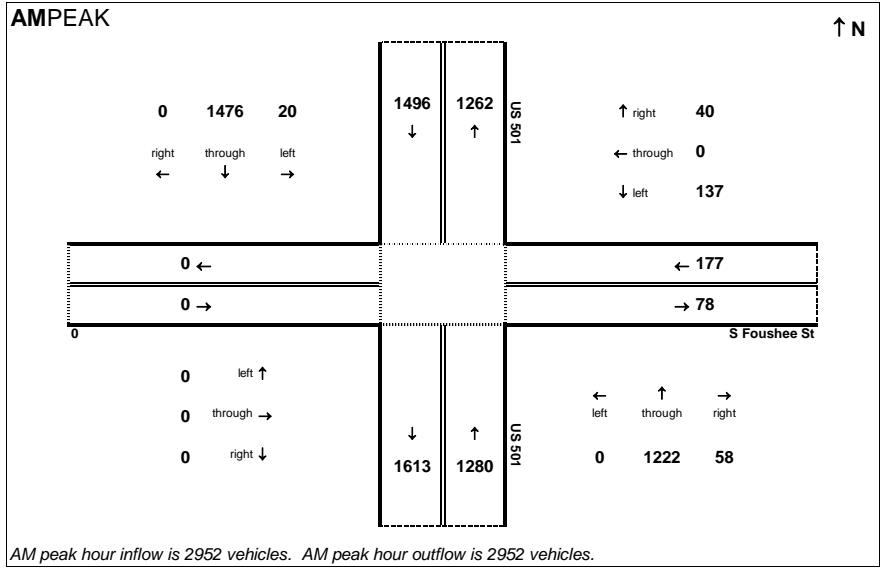


Peak Hour Volume Breakouts Report:
180-S Foushee St at US 501

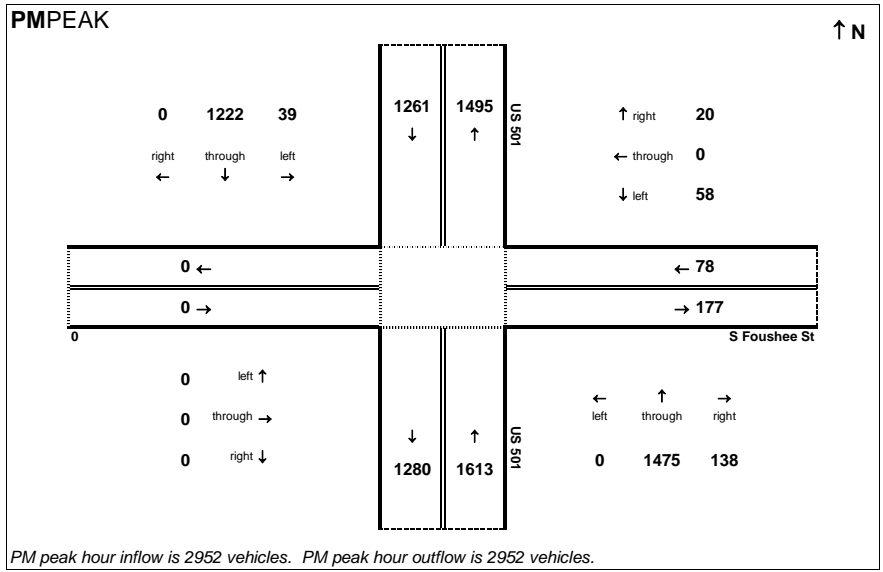
Traffic Forecast Release Date:
November-17

Traffic Data Year:
2040 No Build

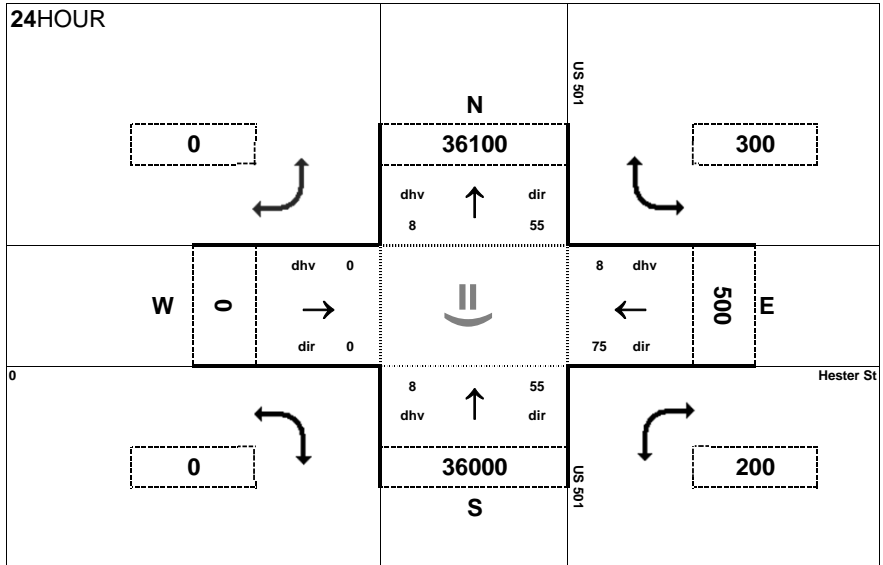
Project:
U-5969



AM peak hour inflow is 2952 vehicles. AM peak hour outflow is 2952 vehicles.



PM peak hour inflow is 2952 vehicles. PM peak hour outflow is 2952 vehicles.

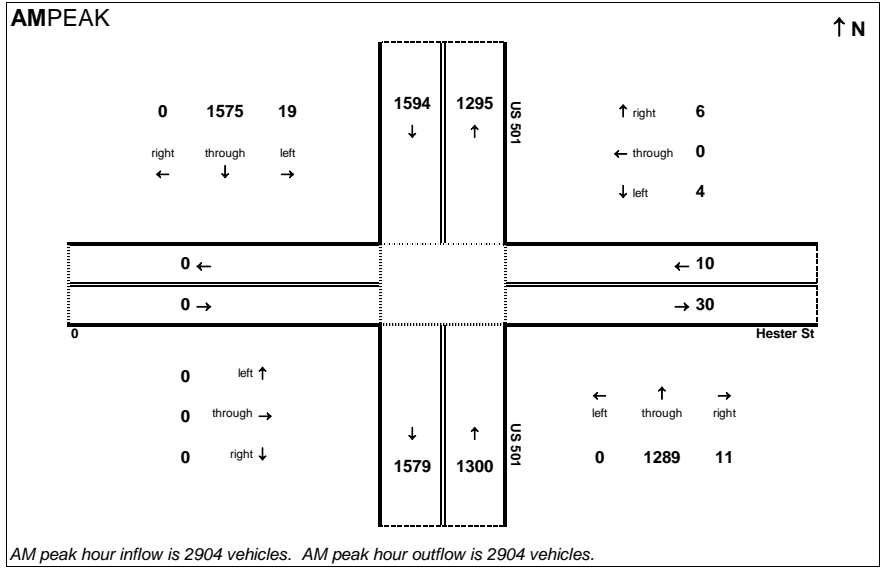


Peak Hour Volume Breakouts Report:
190-Hester St at US 501

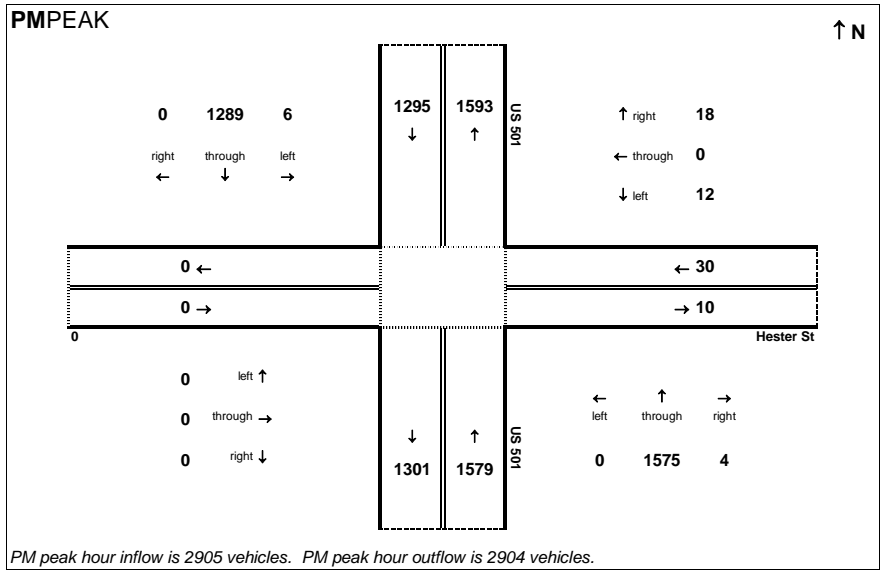
Traffic Forecast Release Date:
November-17

Traffic Data Year:
2040 No Build

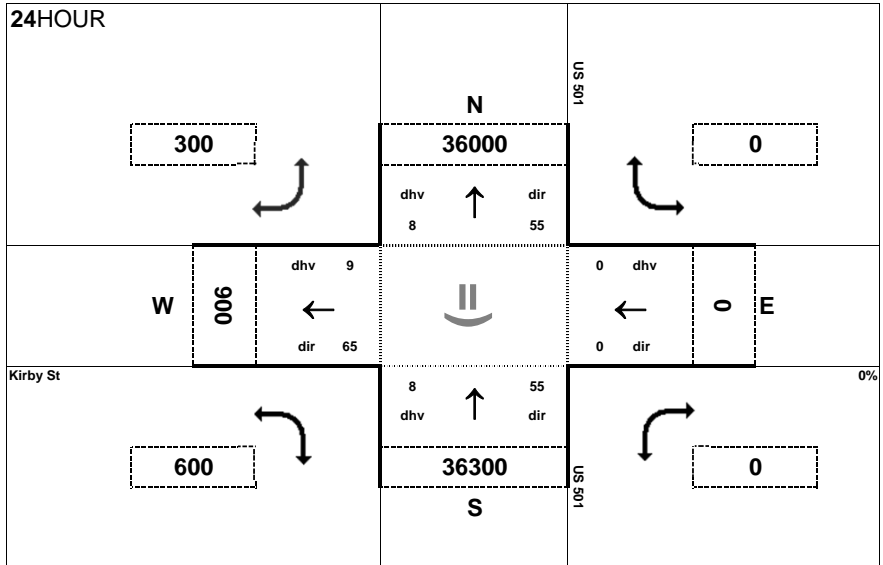
Project:
U-5969



AM peak hour inflow is 2904 vehicles. AM peak hour outflow is 2904 vehicles.



PM peak hour inflow is 2905 vehicles. PM peak hour outflow is 2904 vehicles.

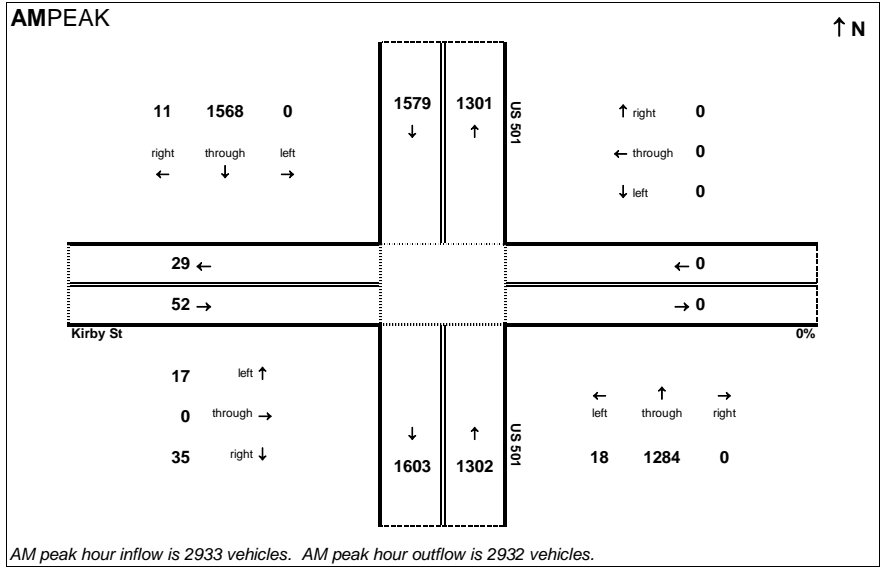


Peak Hour Volume Breakouts Report:
200-Kirby St at US 501

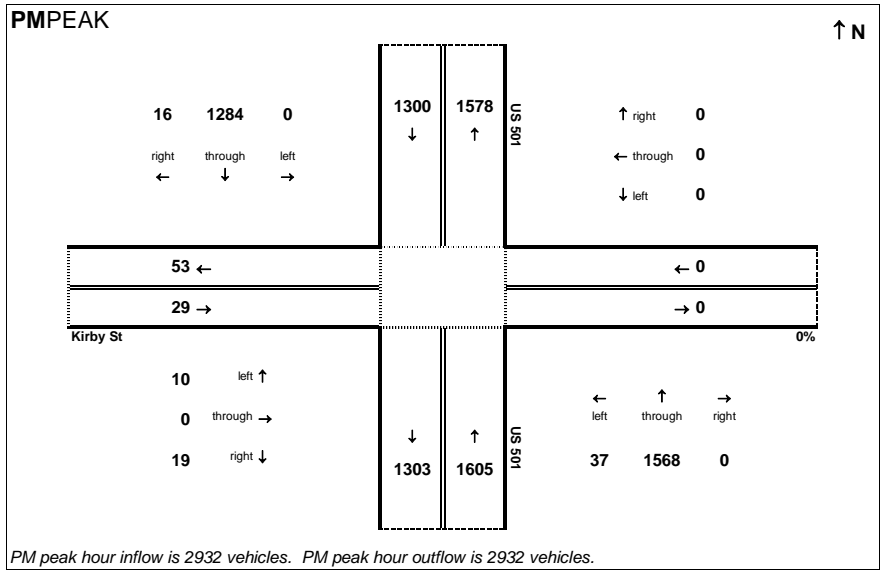
Traffic Forecast Release Date:
November-17

Traffic Data Year:
2040 No Build

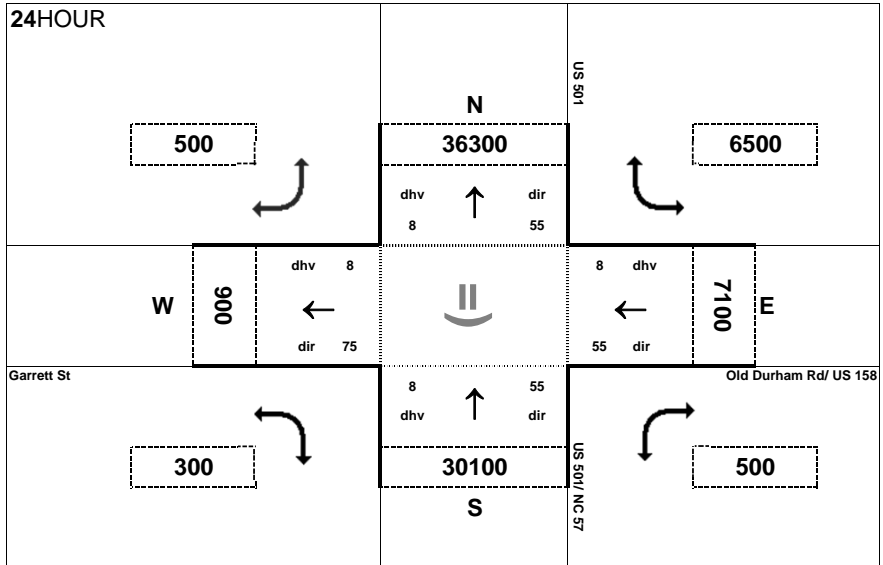
Project:
U-5969



AM peak hour inflow is 2933 vehicles. AM peak hour outflow is 2932 vehicles.



PM peak hour inflow is 2932 vehicles. PM peak hour outflow is 2932 vehicles.

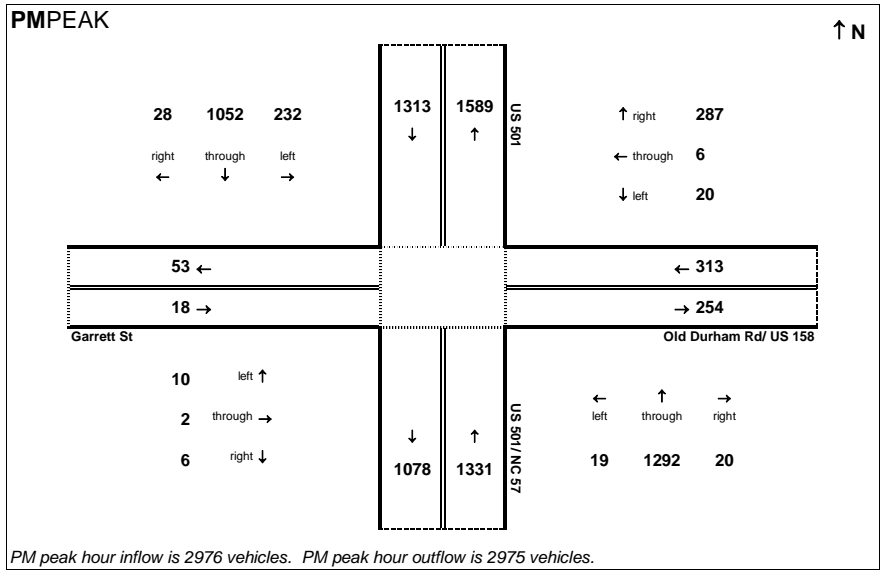
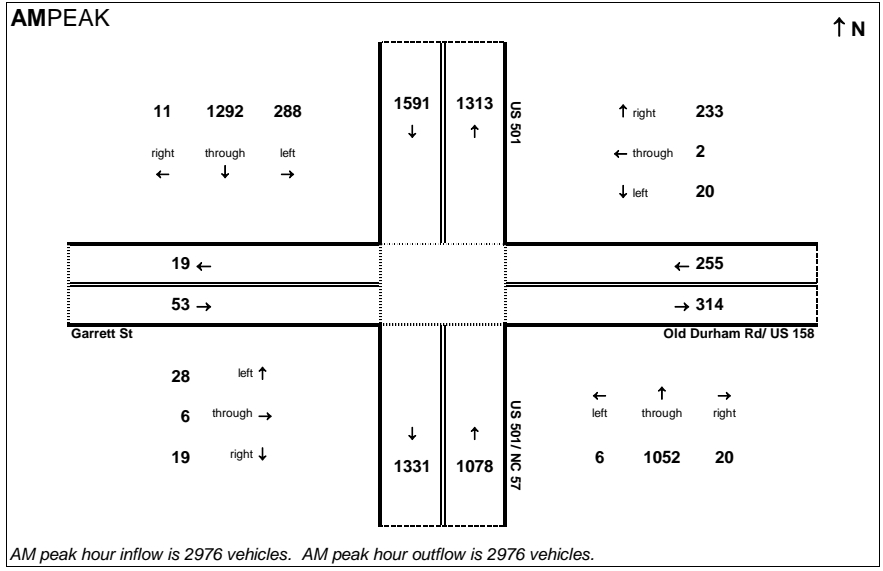


Peak Hour Volume Breakouts Report:
210-Old Durham Rd/US 158 & Garrett St at US 501

Traffic Forecast Release Date:
November-17

Traffic Data Year:
2040 No Build

Project:
U-5969



Appendix C: Correspondence with NCDOT for the Build Scenario Volumes



Moinuddin, Golam M

From: Dixon, Keith G <kgdixon@ncdot.gov>
Sent: Wednesday, April 18, 2018 8:12 AM
To: Moinuddin, Golam M
Cc: Boot, Robert A
Subject: RE: [External] U-5969 Traffic Forecast

Hey Golam,

I've taken a look at the changes in the design assumptions for U-5969, and I think these changes are best handled on the analysis end. And there's really no need to update the forecast. I would start with the No Build forecast and make these changes from there like so many of the other design details.

Let me know if you need anything else on this.

Thanks,

Keith G. Dixon

State Traffic Forecast Engineer
Transportation Planning Division
North Carolina Department of Transportation

919 707 0984 office
919 593 5270 mobile
kgdixon@ncdot.gov

1 South Wilmington St
1554 Mail Service Center
Raleigh, NC 27699-1554



Email correspondence to and from this address is subject to the North Carolina Public Records Law and may be disclosed to third parties.

From: Moinuddin, Golam M [mailto:Golam.Moinuddin@atkinsglobal.com]
Sent: Tuesday, March 27, 2018 3:26 PM
To: Dixon, Keith G <kgdixon@ncdot.gov>
Cc: Boot, Robert A <Robert.Boot@atkinsglobal.com>
Subject: [External] U-5969 Traffic Forecast

CAUTION: External email. Do not click links or open attachments unless verified. Send all suspicious email as an attachment to [Report Spam](#).



Keith,


We recently had a stakeholder's meeting for U-5969 and during the meeting, modified the proposed access control strategy at Leasburg Rd (US 158) and at Johnson Street. These modifications (see attached

documents) are different from what SEPI assumed during the forecasting effort. What I don't know is whether this will make a significant impact that warrants a new forecast. I am hoping that it doesn't. I would love to give you a call and this over with you. When might be a good time to call?


Thanks.

Golam Moinuddin PE
Traffic Operations Manager
TPO Planning

 919-431-5281  919-244-3032



1616 E Millbrook Road, Suite 160, Raleigh, NC 27609



Company    

This email and any attached files are confidential and copyright protected. If you are not the addressee, any dissemination of this communication is strictly prohibited. Unless otherwise expressly agreed in writing, nothing stated in this communication shall be legally binding. The ultimate parent company of the Atkins Group is SNC-Lavalin Group Inc. Registered in Québec, Canada No. 059041-0. Registered Office 455 boul. René-Lévesque Ouest, Montréal, Québec, Canada, H2Z 1Z3. A list of Atkins Group companies registered in the United Kingdom and locations around the world can be found at <http://www.atkinsglobal.com/site-services/group-company-registration-details>

Consider the environment. Please don't print this e-mail unless you really need to.

Email correspondence to and from this sender is subject to the N.C. Public Records Law and may be disclosed to third parties.

Appendix D: 2040 Build Peak Period OD Matrices



2040 Build Alternative 1
AM Peak O-D Matrix

	1001	1002	1003	1005	1006	1009	1010	1011	1013	1014	1017	1018	1019	1021	1022	1023	1024	1025	1026	1027	1028	1029	1030	1031	1032	1033	1034	1035	1036	1037	1038	1039	1040	1041	1042	1043	Total
1001	0	19	6	14	45	43	91	66	3	23	3	15	9	117	18	8	5	29	20	29	27	17	5	7	6	16	23	11	8	5	22	108	10	110	113	66	1117
1002	19	0	4	3	10	10	21	15	1	5	1	3	2	26	4	2	1	6	4	6	6	4	1	2	1	3	5	2	2	1	5	24	2	24	25	14	264
1003	18	6	0	0	1	1	3	2	0	1	0	0	0	3	0	0	0	1	1	1	1	0	0	0	0	0	1	0	0	0	1	3	0	3	3	2	52
1005	27	6	0	0	1	1	2	1	0	0	0	0	0	2	0	0	0	0	0	0	0	0	0	0	0	0	0	0	0	0	0	2	0	2	2	1	47
1006	108	23	1	1	0	2	4	3	0	1	0	1	0	5	1	0	0	1	1	1	1	1	0	0	0	1	1	0	0	0	1	5	0	5	5	3	176
1009	44	9	0	0	1	0	18	13	0	4	0	3	2	22	3	1	1	5	4	5	5	3	1	1	1	3	4	2	1	1	4	21	2	21	22	12	239
1010	0	0	0	0	0	0	0	0	0	0	0	0	0	0	0	0	0	0	0	0	0	0	0	0	0	0	0	0	0	0	0	0	0	0	0	0	0
1011	60	13	1	1	1	12	5	0	0	1	0	0	0	2	1	0	0	1	1	1	1	1	0	0	0	1	1	0	0	0	1	2	0	2	2	0	111
1013	12	3	0	0	0	2	0	1	0	1	0	0	0	3	0	0	0	1	0	1	1	0	0	0	0	0	1	0	0	0	1	3	0	3	3	0	36
1014	30	7	0	0	0	7	0	1	0	0	0	0	0	1	0	0	0	0	0	0	0	0	0	0	0	0	0	0	0	0	0	1	0	1	1	0	49
1017	3	1	0	0	0	1	0	0	0	0	0	0	0	1	0	0	0	0	0	0	0	0	0	0	0	0	0	0	0	0	0	1	0	1	1	0	9
1018	131	29	1	1	2	26	0	8	0	0	0	0	19	8	1	0	0	2	1	2	1	1	0	0	0	1	1	1	0	0	1	7	1	7	8	8	268
1019	15	3	0	0	0	3	0	1	0	0	0	34	0	6	1	0	0	2	1	2	1	1	0	0	0	1	1	1	0	0	1	6	1	6	6	0	93
1021	117	25	1	1	2	23	0	2	1	1	1	9	5	0	4	1	1	6	4	6	6	4	1	1	1	3	5	2	2	1	4	22	2	23	23	2	312
1022	19	4	0	0	0	4	0	1	0	0	0	1	1	4	0	10	0	1	1	1	1	1	0	0	0	1	1	1	0	0	1	5	0	5	5	0	68
1023	24	5	0	0	0	5	0	1	0	0	0	2	1	5	19	0	0	0	0	0	0	0	0	0	0	0	0	0	0	0	0	1	0	1	1	0	65
1024	7	1	0	0	0	1	0	0	0	0	0	1	0	1	0	0	0	45	1	1	1	1	0	0	0	1	1	0	0	0	1	3	0	4	4	0	74
1025	69	15	1	1	1	13	0	2	0	0	0	5	2	15	4	0	77	0	9	14	12	8	2	4	3	7	10	5	3	2	10	48	4	49	51	1	447
1026	15	3	0	0	0	3	0	1	0	0	0	1	1	4	1	0	0	2	0	48	2	1	0	0	0	1	2	1	1	0	1	7	1	7	8	0	111
1027	27	6	0	0	0	5	0	1	0	0	0	2	1	6	1	0	1	5	51	0	2	1	0	0	0	1	2	1	1	0	2	8	1	8	8	0	141
1028	13	3	0	0	0	2	0	0	0	0	0	1	0	3	0	0	0	2	1	1	0	30	0	0	0	1	2	1	1	0	2	8	1	8	8	0	88
1029	10	2	0	0	0	2	0	0	0	0	0	1	0	2	0	0	0	1	1	1	39	0	0	0	1	1	0	0	0	1	5	0	5	5	0	77	
1030	4	1	0	0	0	1	0	0	0	0	0	0	0	1	0	0	0	1	0	0	1	0	0	0	5	0	0	0	0	0	1	0	1	1	0	17	
1031	7	2	0	0	0	1	0	0	0	0	0	0	0	1	0	0	0	1	1	1	1	0	5	0	1	2	2	1	1	0	2	9	1	10	10	0	59
1032	6	1	0	0	0	1	0	0	0	0	0	0	0	1	0	0	0	1	0	1	1	0	0	0	0	4	0	0	0	0	0	1	0	1	1	0	19
1033	11	2	0	0	0	2	0	0	0	0	0	1	0	2	0	0	0	2	1	1	2	1	0	1	4	0	1	0	0	0	1	4	0	4	4	0	44
1034	25	5	0	0	0	5	0	1	0	0	0	2	1	5	1	0	1	4	2	2	3	2	0	2	0	1	0	3	0	0	1	5	0	5	5	0	81
1035	27	6	0	0	0	5	0	1	0	0	0	2	1	6	1	0	1	4	2	2	3	2	0	2	0	1	3	0	0	0	1	2	0	2	2	0	76
1036	10	2	0	0	0	2	0	0	0	0	0	1	0	2	0	0	0	2	1	1	1	1	0	1	0	1	1	0	0	5	1	4	0	4	4	0	44
1037	12	3	0	0	0	2	0	0	0	0	0	1	0	3	1	0	0	2	1	1	2	1	0	1	0	1	1	0	8	0	1	4	0	4	4	0	53
1038	23	5	0	0	0	4	0	1	0	0	0	1	1	5	1	0	0	4	2	2	3	1	0	2	0	1	1	0	1	1	0	85	0	6	6	0	156
1039	116	25	1	1	2	23	0	2	0	0	0	8	4	25	5	1	2	19	9	10	15	7	2	10	1	6	5	1	4	2	85	0	2	19	20	2	434
1040	16	3	0	0	0	3	0	1	0	0	0	1	1	3	1	0	0	3	1	1	2	1	0	1	0	1	1	0	1	0	1	2	0	128	50	0	222
1041	128	27	1	1	2	25	0	3	0	0	0	8	4	28	6	1	3	21	10	11	17	8	2	12	1	6	5	2	5	3	5	18	92	0	20	2	477
1042	126	27	1	1	2	25	0	3	0	0	0	8	4	27	6	1	3	21	10	10	16	8	2	11	1	6	5	2	5	3	5	18	35	20	0	2	414
1043	59	13	0	0	1	11	5	0	0	0	0	0	0	2	0	0	0	0	0	0	0	0	0	0	0	0	0	0	0	0	1	0	2	2	0	96	
Total	1338	305	18	25	71	276	149	131	5	37	5	112	59	347	80	25	96	195	141	163	174	106	21	63	20	72	87	37	44	24	162	444	155	501	433	115	

2040 Build Alternative 1
PM Peak O-D Matrix

	1001	1002	1003	1005	1006	1009	1010	1011	1013	1014	1017	1018	1019	1021	1022	1023	1024	1025	1026	1027	1028	1029	1030	1031	1032	1033	1034	1035	1036	1037	1038	1039	1040	1041	1042	1043	Total	
1001	0	19	18	29	109	45	119	60	14	30	3	13	15	119	20	13	7	70	12	19	13	10	4	8	6	11	25	27	10	12	23	117	16	129	127	59	1331	
1002	19	0	8	6	23	9	25	13	3	7	1	3	3	25	4	3	2	15	3	4	3	2	1	2	1	2	5	6	2	3	5	25	3	27	27	13	303	
1003	6	4	0	0	1	0	1	1	0	0	0	0	0	1	0	0	0	1	0	0	0	0	0	0	0	0	0	0	0	0	1	0	1	1	1	0	18	
1005	15	3	0	0	1	0	1	1	0	0	0	0	0	1	0	0	0	1	0	0	0	0	0	0	0	0	0	0	0	0	1	0	1	1	1	0	26	
1006	44	9	1	1	0	1	2	1	0	1	0	0	0	2	0	0	0	1	0	0	0	0	0	0	0	0	0	1	0	0	0	2	0	2	2	1	71	
1009	44	10	1	1	2	0	23	12	3	6	1	3	3	23	4	3	1	14	2	4	2	2	1	2	1	2	5	5	2	2	4	23	3	25	25	11	275	
1010	0	0	0	0	0	0	0	0	0	0	0	0	0	0	0	0	0	0	0	0	0	0	0	0	0	0	0	0	0	0	0	0	0	0	0	0	0	
1011	67	15	2	1	3	13	7	0	1	1	0	0	1	2	1	0	0	2	0	1	0	0	0	0	0	0	1	1	0	0	1	2	1	3	3	0	129	
1013	3	1	0	0	0	0	0	0	0	0	0	0	0	1	0	0	0	0	0	0	0	0	0	0	0	0	0	0	0	0	0	0	0	0	0	0	5	
1014	23	5	1	0	1	4	0	1	1	0	0	0	0	1	0	0	0	0	0	0	0	0	0	0	0	0	0	0	0	0	0	0	0	0	0	0	37	
1017	3	1	0	0	0	0	0	0	0	0	0	0	0	1	0	0	0	0	0	0	0	0	0	0	0	0	0	0	0	0	0	0	0	0	0	0	5	
1018	107	24	3	1	5	21	0	5	0	0	0	0	34	9	1	1	1	5	1	1	1	1	1	0	0	1	2	2	1	1	1	8	1	8	8	5	259	
1019	10	2	0	0	0	2	0	0	0	0	0	19	0	5	1	0	0	2	0	1	0	0	0	0	0	0	1	1	0	0	1	4	1	4	4	0	58	
1021	118	26	3	2	5	22	0	2	2	1	1	8	6	0	4	4	1	15	3	4	3	2	1	1	1	2	5	6	2	3	5	26	4	28	28	2	346	
1022	19	4	1	0	1	4	0	1	0	0	0	1	1	4	0	19	0	4	0	1	0	0	0	0	0	0	1	1	0	1	1	5	1	6	6	0	82	
1023	7	2	0	0	0	1	0	0	0	0	0	0	0	1	10	0	0	0	0	0	0	0	0	0	0	0	0	0	0	0	1	0	1	1	1	0	24	
1024	5	1	0	0	0	1	0	0	0	0	0	0	0	1	0	0	0	77	0	0	0	0	0	0	0	0	1	1	0	0	2	0	3	3	0	95		
1025	29	6	1	0	1	5	0	1	1	0	0	2	2	6	1	0	45	0	2	3	2	2	1	1	1	2	4	4	2	2	4	19	3	21	21	0	194	
1026	20	4	1	0	1	4	0	1	0	0	0	1	1	4	1	0	1	9	0	51	1	1	0	1	0	1	2	2	1	1	2	9	1	10	10	0	141	
1027	28	6	1	0	1	5	0	1	1	0	0	2	2	6	1	0	1	13	49	0	1	1	1	1	1	2	2	1	1	2	10	1	10	10	0	161		
1028	26	6	1	0	1	5	0	1	0	0	0	1	1	6	1	0	1	12	2	2	0	39	1	1	1	2	3	3	1	2	3	15	2	16	16	0	171	
1029	17	4	0	0	1	3	0	1	0	0	0	1	1	4	1	0	1	8	1	1	31	0	0	0	1	1	2	1	1	1	7	1	8	8	0	106		
1030	5	1	0	0	0	1	0	0	0	0	0	0	0	1	0	0	0	2	0	0	0	0	0	0	5	0	0	0	0	0	2	0	2	2	0	21		
1031	8	2	0	0	0	1	0	0	0	0	0	0	0	1	0	0	0	4	0	0	0	0	5	0	0	1	2	2	1	1	2	10	1	11	11	0	63	
1032	6	1	0	0	0	1	0	0	0	0	0	0	0	1	0	0	0	3	0	0	0	0	0	0	1	0	4	0	0	0	0	1	0	1	1	0	20	
1033	16	4	0	0	1	3	0	1	0	0	0	1	1	3	1	0	1	7	1	1	1	1	1	0	2	4	0	1	1	0	1	1	6	1	6	6	0	72
1034	23	5	1	0	1	4	0	1	0	0	0	1	1	5	1	0	1	10	2	2	2	1	0	2	0	1	0	3	1	1	5	1	5	5	0	86		
1035	11	2	0	0	0	2	0	0	0	0	0	1	1	2	1	0	0	5	1	1	1	0	0	1	0	0	3	0	0	0	1	0	2	2	0	37		
1036	8	2	0	0	0	2	0	0	0	0	0	0	0	2	0	0	0	4	1	1	1	0	0	1	0	0	0	0	8	1	4	1	5	5	0	46		
1037	6	1	0	0	0	1	0	0	0	0	0	0	0	1	0	0	0	3	0	0	0	0	0	0	0	0	0	4	0	1	2	0	3	3	0	25		
1038	22	5	1	0	1	4	0	1	0	0	0	1	1	5	1	0	1	10	2	2	2	1	0	2	0	1	1	1	1	0	85	1	5	5	0	163		
1039	108	24	3	2	5	20	0	2	2	1	1	7	6	23	5	1	3	49	8	8	8	5	1	9	1	3	5	2	4	4	85	0	2	18	18	1	444	
1040	10	2	0	0	0	2	0	0	0	0	0	1	1	2	0	0	0	4	1	1	1	0	0	1	0	0	0	0	0	0	2	0	92	35	0	155		
1041	110	24	3	2	5	21	0	2	2	1	1	7	6	23	5	1	4	49	8	8	8	5	1	9	1	4	5	2	4	4	6	19	128	0	20	2	500	
1042	113	25	3	2	5	22	0	2	2	1	1	8	6	24	5	1	4	51	8	8	8	5	1	10	1	4	5	2	4	4	6	20	50	21	0	2	434	
1043	66	14	2	1	3	13	7	0	0	0	0	0	0	2	0	0	0	1	0	0	0	0	0	0	0	0	0	0	0	0	2	0	2	2	0	115		
Total	1122	264	55	48	177	242	185	111	32	49	9	81	93	317	69	46	75	451	107	124	89	78	17	60	19	43	80	77	42	53	156	436	223	476	416	96		

2040 Build Alternatives 2 and 4
AM Peak O-D Matrix

	1001	1002	1003	1005	1006	1009	1010	1011	1013	1014	1017	1018	1019	1021	1022	1023	1024	1025	1026	1027	1028	1029	1030	1031	1032	1033	1034	1035	1036	1037	1038	1039	1040	1041	1042	1043	Total
1001	0	19	6	14	45	43	91	66	3	23	3	15	9	117	18	8	5	29	20	29	27	17	5	7	6	16	23	11	8	5	22	108	10	110	113	66	1117
1002	19	0	4	3	10	10	21	15	1	5	1	3	2	26	4	2	1	6	4	6	6	4	1	2	1	3	5	2	2	1	5	24	2	24	25	14	264
1003	18	6	0	0	1	1	3	2	0	1	0	0	0	3	0	0	0	1	1	1	1	0	0	0	0	0	1	0	0	0	1	3	0	3	3	2	52
1005	27	6	0	0	1	1	2	1	0	0	0	0	0	2	0	0	0	0	0	0	0	0	0	0	0	0	0	0	0	0	0	2	0	2	2	1	47
1006	108	23	1	1	0	2	4	3	0	1	0	1	0	5	1	0	0	1	1	1	1	1	0	0	0	1	1	0	0	0	1	5	0	5	5	3	176
1009	44	9	0	0	1	0	18	13	0	4	0	3	2	22	3	1	1	5	4	5	5	3	1	1	1	3	4	2	1	1	4	21	2	21	22	12	239
1010	118	26	1	1	2	23	0	8	0	0	0	0	1	0	0	0	0	0	0	0	0	0	0	0	0	0	0	0	0	0	0	1	0	1	1	8	191
1011	60	13	1	1	1	12	5	0	0	1	0	0	0	2	1	0	0	1	1	1	1	1	0	0	0	1	1	0	0	0	1	2	0	2	2	0	111
1013	12	3	0	0	0	2	0	1	0	1	0	0	0	3	0	0	0	1	0	1	1	0	0	0	0	0	1	0	0	0	1	3	0	3	3	0	36
1014	30	7	0	0	0	7	0	1	0	0	0	0	0	1	0	0	0	0	0	0	0	0	0	0	0	0	0	0	0	0	0	1	0	1	1	0	49
1017	3	1	0	0	0	1	0	0	0	0	0	0	0	1	0	0	0	0	0	0	0	0	0	0	0	0	0	0	0	0	0	1	0	1	1	0	9
1018	13	3	0	0	0	3	0	0	0	0	0	0	19	7	1	0	0	2	1	2	1	1	0	0	0	1	1	1	0	0	1	6	1	6	7	0	77
1019	15	3	0	0	0	3	0	1	0	0	0	34	0	6	1	0	0	2	1	2	1	1	0	0	0	1	1	1	0	0	1	6	1	6	6	0	93
1021	117	25	1	1	2	23	1	2	1	1	1	8	5	0	4	1	1	6	4	6	6	4	1	1	1	3	5	2	2	1	4	22	2	23	23	2	312
1022	19	4	0	0	0	4	0	1	0	0	0	1	1	4	0	10	0	1	1	1	1	1	0	0	0	1	1	1	0	0	1	5	0	5	5	0	68
1023	24	5	0	0	0	5	0	1	0	0	0	2	1	5	19	0	0	0	0	0	0	0	0	0	0	0	0	0	0	0	0	1	0	1	1	0	65
1024	7	1	0	0	0	1	0	0	0	0	0	1	0	1	0	0	0	45	1	1	1	1	0	0	0	1	1	0	0	0	1	3	0	4	4	0	74
1025	69	15	1	1	1	13	0	2	0	0	0	5	2	15	4	0	77	0	9	14	12	8	2	4	3	7	10	5	3	2	10	48	4	49	51	1	447
1026	15	3	0	0	0	3	0	1	0	0	0	1	1	4	1	0	0	2	0	48	2	1	0	0	0	1	2	1	1	0	1	7	1	7	8	0	111
1027	27	6	0	0	0	5	0	1	0	0	0	2	1	6	1	0	1	5	51	0	2	1	0	0	0	1	2	1	1	0	2	8	1	8	8	0	141
1028	13	3	0	0	0	2	0	0	0	0	0	1	0	3	0	0	0	2	1	1	0	30	0	0	0	1	2	1	1	0	2	8	1	8	8	0	88
1029	10	2	0	0	0	2	0	0	0	0	0	1	0	2	0	0	0	1	1	1	39	0	0	0	1	1	0	0	0	1	5	0	5	5	0	77	
1030	4	1	0	0	0	1	0	0	0	0	0	0	0	1	0	0	0	1	0	0	1	0	0	5	0	0	0	0	0	0	1	0	1	1	0	17	
1031	7	2	0	0	0	1	0	0	0	0	0	0	0	1	0	0	0	1	1	1	1	0	5	0	1	2	2	1	1	0	2	9	1	10	10	0	59
1032	6	1	0	0	0	1	0	0	0	0	0	0	0	1	0	0	0	1	0	1	1	0	0	0	4	0	0	0	0	0	0	1	0	1	1	0	19
1033	11	2	0	0	0	2	0	0	0	0	0	1	0	2	0	0	0	2	1	1	2	1	0	1	4	0	1	0	0	0	1	4	0	4	4	0	44
1034	25	5	0	0	0	5	0	1	0	0	0	2	1	5	1	0	1	4	2	2	3	2	0	2	0	1	0	3	0	0	1	5	0	5	5	0	81
1035	27	6	0	0	0	5	0	1	0	0	0	2	1	6	1	0	1	4	2	2	3	2	0	2	0	1	3	0	0	0	1	2	0	2	2	0	76
1036	10	2	0	0	0	2	0	0	0	0	0	1	0	2	0	0	0	2	1	1	1	1	0	1	0	1	1	0	0	5	1	4	0	4	4	0	44
1037	12	3	0	0	0	2	0	0	0	0	0	1	0	3	1	0	0	2	1	1	2	1	0	1	0	1	1	0	8	0	1	4	0	4	4	0	53
1038	23	5	0	0	0	4	0	1	0	0	0	1	1	5	1	0	0	4	2	2	3	1	0	2	0	1	1	0	1	1	0	85	0	6	6	0	156
1039	116	25	1	1	2	23	0	2	0	0	0	8	4	25	5	1	2	19	9	10	15	7	2	10	1	6	5	1	4	2	85	0	2	19	20	2	434
1040	16	3	0	0	0	3	0	1	0	0	0	1	1	3	1	0	0	3	1	1	2	1	0	1	0	1	1	0	1	0	1	2	0	128	50	0	222
1041	128	27	1	1	2	25	0	3	0	0	0	8	4	28	6	1	3	21	10	11	17	8	2	12	1	6	5	2	5	3	5	18	92	0	20	2	477
1042	126	27	1	1	2	25	0	3	0	0	0	8	4	27	6	1	3	21	10	10	16	8	2	11	1	6	5	2	5	3	5	18	35	20	0	2	414
1043	59	13	0	0	1	11	5	0	0	0	0	0	0	2	0	0	0	0	0	0	0	0	0	0	0	0	0	0	0	0	1	0	2	2	0	96	
Total	1338	305	18	25	71	276	150	131	5	37	5	111	59	347	80	25	96	195	141	163	174	106	21	63	20	72	87	37	44	24	162	444	155	501	433	115	

2040 Build Alternatives 2 and 4
PM Peak O-D Matrix

	1001	1002	1003	1005	1006	1009	1010	1011	1013	1014	1017	1018	1019	1021	1022	1023	1024	1025	1026	1027	1028	1029	1030	1031	1032	1033	1034	1035	1036	1037	1038	1039	1040	1041	1042	1043	Total
1001	0	19	18	29	109	45	119	60	14	30	3	13	15	119	20	13	7	70	12	19	13	10	4	8	6	11	25	27	10	12	23	117	16	129	127	59	1331
1002	19	0	8	6	23	9	25	13	3	7	1	3	3	25	4	3	2	15	3	4	3	2	1	2	1	2	5	6	2	3	5	25	3	27	27	13	303
1003	6	4	0	0	1	0	1	1	0	0	0	0	0	1	0	0	0	1	0	0	0	0	0	0	0	0	0	0	0	0	1	0	1	1	0	18	
1005	15	3	0	0	1	0	1	1	0	0	0	0	0	1	0	0	0	1	0	0	0	0	0	0	0	0	0	0	0	0	1	0	1	1	0	26	
1006	44	9	1	1	0	1	2	1	0	1	0	0	0	2	0	0	0	1	0	0	0	0	0	0	0	0	0	1	0	0	0	2	0	2	2	1	71
1009	44	10	1	1	2	0	23	12	3	6	1	3	3	23	4	3	1	14	2	4	2	2	1	2	1	2	5	5	2	2	4	23	3	25	25	11	275
1010	92	21	3	1	4	18	0	5	0	0	0	0	0	1	0	0	0	0	0	0	0	0	0	0	0	0	0	0	0	0	0	0	0	0	5	150	
1011	67	15	2	1	3	13	7	0	1	1	0	0	1	2	1	0	0	2	0	1	0	0	0	0	0	0	1	1	0	0	1	2	1	3	3	0	129
1013	3	1	0	0	0	0	0	0	0	0	0	0	0	1	0	0	0	0	0	0	0	0	0	0	0	0	0	0	0	0	0	0	0	0	0	5	
1014	23	5	1	0	1	4	0	1	1	0	0	0	0	1	0	0	0	0	0	0	0	0	0	0	0	0	0	0	0	0	0	0	0	0	0	0	37
1017	3	1	0	0	0	0	0	0	0	0	0	0	0	1	0	0	0	0	0	0	0	0	0	0	0	0	0	0	0	0	0	0	0	0	0	5	
1018	15	3	0	0	1	3	0	0	0	0	0	0	34	8	1	1	1	5	1	1	1	1	0	0	0	1	2	2	1	1	1	8	1	8	8	0	109
1019	10	2	0	0	0	2	0	0	0	0	0	19	0	5	1	0	0	2	0	1	0	0	0	0	0	0	1	1	0	0	1	4	1	4	4	0	58
1021	118	26	3	2	5	22	1	2	2	1	1	7	6	0	4	4	1	15	3	4	3	2	1	1	1	2	5	6	2	3	5	26	4	28	28	2	346
1022	19	4	1	0	1	4	0	1	0	0	0	1	1	4	0	19	0	4	0	1	0	0	0	0	0	0	1	1	0	1	1	5	1	6	6	0	82
1023	7	2	0	0	0	1	0	0	0	0	0	0	0	1	10	0	0	0	0	0	0	0	0	0	0	0	0	0	0	0	1	0	1	1	0	24	
1024	5	1	0	0	0	1	0	0	0	0	0	0	0	1	0	0	0	77	0	0	0	0	0	0	0	0	1	1	0	0	2	0	3	3	0	95	
1025	29	6	1	0	1	5	0	1	1	0	0	2	2	6	1	0	45	0	2	3	2	2	1	1	1	2	4	4	2	2	4	19	3	21	21	0	194
1026	20	4	1	0	1	4	0	1	0	0	0	1	1	4	1	0	1	9	0	51	1	1	0	1	0	1	2	2	1	1	2	9	1	10	10	0	141
1027	28	6	1	0	1	5	0	1	1	0	0	2	2	6	1	0	1	13	49	0	1	1	1	1	1	1	2	2	1	1	2	10	1	10	10	0	161
1028	26	6	1	0	1	5	0	1	0	0	0	1	1	6	1	0	1	12	2	2	0	39	1	1	1	2	3	3	1	2	3	15	2	16	16	0	171
1029	17	4	0	0	1	3	0	1	0	0	0	1	1	4	1	0	1	8	1	1	31	0	0	0	0	1	1	2	1	1	1	7	1	8	8	0	106
1030	5	1	0	0	0	1	0	0	0	0	0	0	0	1	0	0	0	2	0	0	0	0	0	5	0	0	0	0	0	2	0	2	2	0	21		
1031	8	2	0	0	0	1	0	0	0	0	0	0	0	1	0	0	0	4	0	0	0	0	5	0	0	1	2	2	1	1	2	10	1	11	11	0	63
1032	6	1	0	0	0	1	0	0	0	0	0	0	0	1	0	0	0	3	0	0	0	0	0	0	1	0	4	0	0	0	1	0	1	1	0	20	
1033	16	4	0	0	1	3	0	1	0	0	0	1	1	3	1	0	1	7	1	1	1	1	0	2	4	0	1	1	0	1	1	6	1	6	6	0	72
1034	23	5	1	0	1	4	0	1	0	0	0	1	1	5	1	0	1	10	2	2	2	1	0	2	0	1	0	3	1	1	5	1	5	5	0	86	
1035	11	2	0	0	0	2	0	0	0	0	0	1	1	2	1	0	0	5	1	1	1	0	0	1	0	0	3	0	0	0	1	0	2	2	0	37	
1036	8	2	0	0	0	2	0	0	0	0	0	0	0	2	0	0	0	4	1	1	1	0	0	1	0	0	0	0	8	1	4	1	5	5	0	46	
1037	6	1	0	0	0	1	0	0	0	0	0	0	0	1	0	0	0	3	0	0	0	0	0	0	0	0	0	4	0	1	2	0	3	3	0	25	
1038	22	5	1	0	1	4	0	1	0	0	0	1	1	5	1	0	1	10	2	2	2	1	0	2	0	1	1	1	1	1	0	85	1	5	5	0	163
1039	108	24	3	2	5	20	1	2	2	1	1	6	6	23	5	1	3	49	8	8	8	5	1	9	1	3	5	2	4	4	85	0	2	18	18	1	444
1040	10	2	0	0	0	2	0	0	0	0	0	1	1	2	0	0	0	4	1	1	1	0	0	1	0	0	0	0	0	0	2	0	92	35	0	155	
1041	110	24	3	2	5	21	1	2	2	1	1	6	6	23	5	1	4	49	8	8	8	5	1	9	1	4	5	2	4	4	6	19	128	0	20	2	500
1042	113	25	3	2	5	22	1	2	2	1	1	7	6	24	5	1	4	51	8	8	8	5	1	10	1	4	5	2	4	4	6	20	50	21	0	2	434
1043	66	14	2	1	3	13	7	0	0	0	0	0	0	2	0	0	0	1	0	0	0	0	0	0	0	0	0	0	0	0	2	0	2	2	0	115	
Total	1122	264	55	48	177	242	189	111	32	49	9	77	93	317	69	46	75	451	107	124	89	78	17	60	19	43	80	77	42	53	156	436	223	476	416	96	

2040 Build Alternative 3
AM Peak O-D Matrix

	1001	1002	1003	1005	1006	1009	1010	1011	1012	1013	1014	1017	1018	1019	1021	1022	1023	1024	1025	1026	1027	1028	1029	1030	1031	1032	1033	1034	1035	1036	1037	1038	1039	1040	1041	1042	Total
1001	0	19	6	14	45	43	91	66	0	69	23	3	15	9	117	18	8	5	29	20	29	27	17	5	7	6	16	23	11	8	5	22	108	10	110	113	1117
1002	19	0	4	3	10	10	21	15	0	15	5	1	3	2	26	4	2	1	6	4	6	6	4	1	2	1	3	5	2	2	1	5	24	2	24	25	264
1003	18	6	0	0	1	1	3	2	0	2	1	0	0	0	3	0	0	0	1	1	1	1	0	0	0	0	1	0	0	0	1	3	0	3	3	52	
1005	27	6	0	0	1	1	2	1	0	1	0	0	0	0	2	0	0	0	0	0	0	0	0	0	0	0	0	0	0	0	0	2	0	2	2	47	
1006	108	23	1	1	0	2	4	3	0	3	1	0	1	0	5	1	0	0	1	1	1	1	1	0	0	0	1	1	0	0	0	1	5	0	5	5	176
1009	44	9	0	0	1	0	18	13	0	12	4	0	3	2	22	3	1	1	5	4	5	5	3	1	1	1	3	4	2	1	1	4	21	2	21	22	239
1010	0	0	0	0	0	0	0	0	0	0	0	0	0	0	0	0	0	0	0	0	0	0	0	0	0	0	0	0	0	0	0	0	0	0	0	0	0
1011	60	13	1	1	1	12	5	0	0	0	1	0	0	0	2	1	0	0	1	1	1	1	1	0	0	0	1	1	0	0	1	2	0	2	2	111	
1012	118	26	1	1	2	23	0	8	0	8	0	0	0	0	1	0	0	0	0	0	0	0	0	0	0	0	0	0	0	0	0	1	0	1	1	191	
1013	71	16	0	0	1	13	0	1	5	0	1	0	0	0	5	0	0	0	1	0	1	1	0	0	0	0	0	1	0	0	0	1	4	0	5	5	132
1014	30	7	0	0	0	7	0	1	0	0	0	0	0	0	1	0	0	0	0	0	0	0	0	0	0	0	0	0	0	0	0	1	0	1	1	49	
1017	3	1	0	0	0	1	0	0	0	0	0	0	0	0	1	0	0	0	0	0	0	0	0	0	0	0	0	0	0	0	0	1	0	1	1	9	
1018	13	3	0	0	0	3	0	0	0	0	0	0	0	19	7	1	0	0	2	1	2	1	1	0	0	0	1	1	1	0	0	1	6	1	6	7	77
1019	15	3	0	0	0	3	0	1	0	0	0	0	34	0	6	1	0	0	2	1	2	1	1	0	0	0	1	1	1	0	0	1	6	1	6	6	93
1021	117	25	1	1	2	23	0	2	1	3	1	1	8	5	0	4	1	1	6	4	6	6	4	1	1	1	3	5	2	2	1	4	22	2	23	23	312
1022	19	4	0	0	0	4	0	1	0	0	0	0	1	1	4	0	10	0	1	1	1	1	1	0	0	0	1	1	1	0	0	1	5	0	5	5	68
1023	24	5	0	0	0	5	0	1	0	0	0	0	2	1	5	19	0	0	0	0	0	0	0	0	0	0	0	0	0	0	0	0	1	0	1	1	65
1024	7	1	0	0	0	1	0	0	0	0	0	0	1	0	1	0	0	45	1	1	1	1	1	0	0	0	1	1	0	0	1	3	0	4	4	74	
1025	69	15	1	1	1	13	0	2	0	1	0	0	5	2	15	4	0	77	0	9	14	12	8	2	4	3	7	10	5	3	2	10	48	4	49	51	447
1026	15	3	0	0	0	3	0	1	0	0	0	0	1	1	4	1	0	0	2	0	48	2	1	0	0	0	1	2	1	1	0	1	7	1	7	8	111
1027	27	6	0	0	0	5	0	1	0	0	0	0	2	1	6	1	0	1	5	51	0	2	1	0	0	0	1	2	1	1	0	2	8	1	8	8	141
1028	13	3	0	0	0	2	0	0	0	0	0	0	1	0	3	0	0	0	2	1	1	0	30	0	0	0	1	2	1	1	0	2	8	1	8	8	88
1029	10	2	0	0	0	2	0	0	0	0	0	0	1	0	2	0	0	0	1	1	1	39	0	0	0	0	1	1	0	0	1	5	0	5	5	77	
1030	4	1	0	0	0	1	0	0	0	0	0	0	0	0	1	0	0	0	1	0	0	1	0	0	5	0	0	0	0	0	0	1	0	1	1	17	
1031	7	2	0	0	0	1	0	0	0	0	0	0	0	0	1	0	0	0	1	1	1	1	0	5	0	1	2	2	1	1	0	2	9	1	10	10	59
1032	6	1	0	0	0	1	0	0	0	0	0	0	0	0	1	0	0	0	1	0	1	1	0	0	0	0	4	0	0	0	0	0	1	0	1	1	19
1033	11	2	0	0	0	2	0	0	0	0	0	0	1	0	2	0	0	2	1	1	2	1	0	1	4	0	1	0	0	0	1	4	0	4	4	44	
1034	25	5	0	0	0	5	0	1	0	0	0	0	2	1	5	1	0	1	4	2	2	3	2	0	2	0	1	0	3	0	0	1	5	0	5	5	81
1035	27	6	0	0	0	5	0	1	0	0	0	0	2	1	6	1	0	1	4	2	2	3	2	0	2	0	1	3	0	0	0	1	2	0	2	2	76
1036	10	2	0	0	0	2	0	0	0	0	0	0	1	0	2	0	0	2	1	1	1	1	1	0	1	0	1	1	0	0	5	1	4	0	4	4	44
1037	12	3	0	0	0	2	0	0	0	0	0	0	1	0	3	1	0	0	2	1	1	2	1	0	1	0	1	1	0	8	0	1	4	0	4	4	53
1038	23	5	0	0	0	4	0	1	0	0	0	0	1	1	5	1	0	4	2	2	3	1	0	2	0	1	1	0	1	1	0	85	0	6	6	156	
1039	116	25	1	1	2	23	0	2	0	2	0	0	8	4	25	5	1	2	19	9	10	15	7	2	10	1	6	5	1	4	2	85	0	2	19	20	434
1040	16	3	0	0	0	3	0	1	0	0	0	0	1	1	3	1	0	3	1	1	2	1	0	1	0	1	1	0	1	0	1	2	0	128	50	222	
1041	128	27	1	1	2	25	0	3	0	2	0	0	8	4	28	6	1	3	21	10	11	17	8	2	12	1	6	5	2	5	3	5	18	92	0	20	477
1042	126	27	1	1	2	25	0	3	0	2	0	0	8	4	27	6	1	3	21	10	10	16	8	2	11	1	6	5	2	5	3	5	18	35	20	0	414
Total	1338	305	18	25	71	276	144	131	6	120	37	5	111	59	347	80	25	96	195	141	163	174	106	21	63	20	72	87	37	44	24	162	444	155	501	433	

2040 Build Alternative 3
PM Peak O-D Matrix

	1001	1002	1003	1005	1006	1009	1010	1011	1012	1013	1014	1017	1018	1019	1021	1022	1023	1024	1025	1026	1027	1028	1029	1030	1031	1032	1033	1034	1035	1036	1037	1038	1039	1040	1041	1042	Total
1001	0	19	18	29	109	45	119	60	0	73	30	3	13	15	119	20	13	7	70	12	19	13	10	4	8	6	11	25	27	10	12	23	117	16	129	127	1331
1002	19	0	8	6	23	9	25	13	0	16	7	1	3	3	25	4	3	2	15	3	4	3	2	1	2	1	2	5	6	2	3	5	25	3	27	27	303
1003	6	4	0	0	1	0	1	1	0	0	0	0	0	0	1	0	0	0	1	0	0	0	0	0	0	0	0	0	0	0	0	0	1	0	1	1	18
1005	15	3	0	0	1	0	1	1	0	0	0	0	0	0	1	0	0	0	1	0	0	0	0	0	0	0	0	0	0	0	0	0	1	0	1	1	26
1006	44	9	1	1	0	1	2	1	0	1	1	0	0	0	2	0	0	0	1	0	0	0	0	0	0	0	0	0	1	0	0	0	2	0	2	2	71
1009	44	10	1	1	2	0	23	12	0	14	6	1	3	3	23	4	3	1	14	2	4	2	2	1	2	1	2	5	5	2	2	4	23	3	25	25	275
1010	0	0	0	0	0	0	0	0	0	0	0	0	0	0	0	0	0	0	0	0	0	0	0	0	0	0	0	0	0	0	0	0	0	0	0	0	0
1011	67	15	2	1	3	13	7	0	0	1	1	0	0	1	2	1	0	0	2	0	1	0	0	0	0	0	0	1	1	0	0	1	2	1	3	3	129
1012	92	21	3	1	4	18	0	5	0	5	0	0	0	0	1	0	0	0	0	0	0	0	0	0	0	0	0	0	0	0	0	0	0	0	0	0	150
1013	69	15	2	1	3	13	0	0	7	0	0	0	0	0	3	0	0	0	1	0	0	0	0	0	0	0	0	0	0	0	0	0	2	0	2	2	120
1014	23	5	1	0	1	4	0	1	0	1	0	0	0	0	1	0	0	0	0	0	0	0	0	0	0	0	0	0	0	0	0	0	0	0	0	0	37
1017	3	1	0	0	0	0	0	0	0	0	0	0	0	0	1	0	0	0	0	0	0	0	0	0	0	0	0	0	0	0	0	0	0	0	0	0	5
1018	15	3	0	0	1	3	0	0	0	0	0	0	0	0	34	8	1	1	1	1	1	1	1	0	0	0	1	2	2	1	1	1	8	1	8	8	109
1019	10	2	0	0	0	2	0	0	0	0	0	0	0	19	0	5	1	0	0	2	0	1	0	0	0	0	0	1	1	0	0	1	4	1	4	4	58
1021	118	26	3	2	5	22	0	2	1	4	1	1	7	6	0	4	4	1	15	3	4	3	2	1	1	1	2	5	6	2	3	5	26	4	28	28	346
1022	19	4	1	0	1	4	0	1	0	0	0	0	1	1	4	0	19	0	4	0	1	0	0	0	0	0	0	1	1	0	1	1	5	1	6	6	82
1023	7	2	0	0	0	1	0	0	0	0	0	0	0	0	1	10	0	0	0	0	0	0	0	0	0	0	0	0	0	0	0	0	1	0	1	1	24
1024	5	1	0	0	0	1	0	0	0	0	0	0	0	0	1	0	0	0	77	0	0	0	0	0	0	0	1	1	0	0	0	2	0	3	3	95	
1025	29	6	1	0	1	5	0	1	0	1	0	0	2	2	6	1	0	45	0	2	3	2	2	1	1	1	2	4	4	2	2	4	19	3	21	21	194
1026	20	4	1	0	1	4	0	1	0	0	0	0	1	1	4	1	0	1	9	0	51	1	1	0	1	0	1	2	2	1	1	2	9	1	10	10	141
1027	28	6	1	0	1	5	0	1	0	1	0	0	2	2	6	1	0	1	13	49	0	1	1	0	1	1	1	2	2	1	1	2	10	1	10	10	161
1028	26	6	1	0	1	5	0	1	0	0	0	0	1	1	6	1	0	1	12	2	2	0	39	1	1	1	2	3	3	1	2	3	15	2	16	16	171
1029	17	4	0	0	1	3	0	1	0	0	0	0	1	1	4	1	0	1	8	1	1	31	0	0	0	1	1	2	1	1	1	7	1	8	8	106	
1030	5	1	0	0	0	1	0	0	0	0	0	0	0	0	1	0	0	2	0	0	0	0	0	0	5	0	0	0	0	0	0	2	0	2	2	21	
1031	8	2	0	0	0	1	0	0	0	0	0	0	0	0	1	0	0	4	0	0	0	0	0	5	0	1	2	2	1	1	2	10	1	11	11	63	
1032	6	1	0	0	0	1	0	0	0	0	0	0	0	0	1	0	0	0	3	0	0	0	0	0	1	0	4	0	0	0	0	0	1	0	1	1	20
1033	16	4	0	0	1	3	0	1	0	0	0	0	1	1	3	1	0	1	7	1	1	1	1	0	2	4	0	1	1	0	1	1	6	1	6	6	72
1034	23	5	1	0	1	4	0	1	0	0	0	0	1	1	5	1	0	1	10	2	2	2	1	0	2	0	1	0	3	1	1	1	5	1	5	5	86
1035	11	2	0	0	0	2	0	0	0	0	0	0	1	1	2	1	0	0	5	1	1	1	0	0	1	0	0	3	0	0	0	0	1	0	2	2	37
1036	8	2	0	0	0	2	0	0	0	0	0	0	0	0	2	0	0	4	1	1	1	0	0	1	0	0	0	0	0	0	8	1	4	1	5	5	46
1037	6	1	0	0	0	1	0	0	0	0	0	0	0	0	1	0	0	3	0	0	0	0	0	0	0	0	0	0	0	4	0	1	2	0	3	3	25
1038	22	5	1	0	1	4	0	1	0	0	0	0	1	1	5	1	0	1	10	2	2	2	1	0	2	0	1	1	1	1	1	0	85	1	5	5	163
1039	108	24	3	2	5	20	0	2	1	3	1	1	6	6	23	5	1	3	49	8	8	8	5	1	9	1	3	5	2	4	4	85	0	2	18	18	444
1040	10	2	0	0	0	2	0	0	0	0	0	0	1	1	2	0	0	4	1	1	1	0	0	1	0	0	0	0	0	0	0	2	0	92	35	155	
1041	110	24	3	2	5	21	0	2	1	4	1	1	6	6	23	5	1	4	49	8	8	8	5	1	9	1	4	5	2	4	4	6	19	128	0	20	500
1042	113	25	3	2	5	22	0	2	1	4	1	1	7	6	24	5	1	4	51	8	8	8	5	1	10	1	4	5	2	4	4	6	20	50	21	0	434
Total	1122	264	55	48	177	242	178	111	11	128	49	9	77	93	317	69	46	75	451	107	124	89	78	17	60	19	43	80	77	42	53	156	436	223	476	416	

Appendix E: Left Turn Phasing Determination



Left Turn Phasing Determination - 2040 No-Build AM-Peak

AM-Peak ¹											
Intersection	Movement	Actual Phase	Phasing Status	Left Turn Volume	Opposing Volume					Condition Satisfied?	Phase in 2040
					Number of Lanes	Right	Through	Total	Multiplication		
US-501 at Boston Road	Boston Road Southbound Left	4	Permitted	40	1	53	135	188	7520	No	Same as 2017 EX
	North Main Street Northbound Left	8	Permitted	20	1	294	108	402	8040	No	Same as 2017 EX
US-501 at Carver Drive	US-501 Southbound Left	2	Permitted	21	2	49	668	717	15057	No	Same as 2017 EX
	Carver Drive Eastbound Left	4	Permitted	81	1	18	95	113	9153	No	Same as 2017 EX
	Carver Drive Westbound Left	8	Permitted	34	1	220	103	323	10982	No	Same as 2017 EX
US-501 at Morehead Street	US-501 Southbound Left	6	Permitted	83	2	64	1088	1152	95616	Yes	1 - Protected Only
	US-501 Northbound Left	2	Permitted	42	2	40	1145	1185	49770	No	Same as 2017 EX
	Morehead Street Eastbound Left	4	Permitted	20	2	33	27	60	1200	No	Same as 2017 EX
	Morehead Street Westbound Left	8	Permitted	25	1	21	36	57	1425	No	Same as 2017 EX
US-501 at Reams Avenue	US-501 Southbound Left	6	Permitted	53	2	48	1125	1173	62169	No	Same as 2017 EX
	US-501 Northbound Left	2	Permitted	70	2	55	1083	1138	79660	No	Same as 2017 EX
	Reams Avenue Eastbound Left	4	Permitted	36	1	33	44	77	2772	No	Same as 2017 EX
	Reams Avenue Westbound Left	8	Permitted	32	1	55	46	101	3232	No	Same as 2017 EX
US-501 at NC-57 (Leasburg Road)	US-501 Southbound Left	6	Permitted	15	2	12	997	1009	15135	No	Same as 2017 EX
	US-501 Northbound Left	2	Permitted	59	1	107	1048	1155	68145	No	Same as 2017 EX
	Leasburg Road Eastbound Left	4	Permitted	228	2	18	41	59	13452	No	Same as 2017 EX
	Court St Westbound Left	8	Permitted	15	1	130	72	202	3030	No	Same as 2017 EX
US-501 at Gordon Street	US-501 Southbound Left	6	Permitted	31	2	36	1038	1074	33294	No	Same as 2017 EX
	US-501 Northbound Left	2	Permitted	14	2	4	1158	1162	16268	No	Same as 2017 EX
	Gordon Street Eastbound Left	4	Permitted	5	1	25	8	33	165	No	Same as 2017 EX
	Gordon Street Westbound Left	8	Permitted	35	1	46	16	62	2170	No	Same as 2017 EX
US-501 at West Barden Street	US-501 Southbound Left	6	Permitted	54	2	25	1051	1076	58104	No	Same as 2017 EX
	US-501 Northbound Left	2	Permitted	15	2	27	1285	1312	19680	No	Same as 2017 EX
	W Barden Street Eastbound Left	4	Permitted	33	1	36	19	55	1815	No	Same as 2017 EX
	W Barden Street Westbound Left	8	Permitted	21	1	24	35	59	1239	No	Same as 2017 EX
US-501 at Johnson Street	US-501 Southbound Left	6	Permitted	4	3	139	1076	1215	4860	No	Same as 2017 EX
	Johnson Street Eastbound Left	3	Split Phasing								Split Phasing
	South Main Street Westbound Left	4	Split Phasing								Split Phasing
US-501 at Hurdle Mills Road	US-501 Northbound Left	6	Permitted	59	3	227	1456	1683	99297	No	Same as 2017 EX
US-501 at Garrett Street	US-501 Northbound Left	6	Permitted	6	2	11	1340	1351	8106	No	Same as 2017 EX
	Garrett Street Eastbound Left	4	Permitted	28	2	233	4	237	6636	No	Same as 2017 EX
	Old Durham Road Westbound Left	8	Permitted	20	1	19	6	25	500	No	Same as 2017 EX

1. Only the left turns that are permitted in 2017 are analyzed. The protected-permitted left turns are modeled as protected-only in 2040 No-Build.

Left Turn Phasing Determination - 2040 No-Build PM-Peak

PM-Peak ¹											
Intersection	Movement	Actual Phase	Phasing Status	Left Turn Volume	Number of Lanes	Opposing Volume				Condition Satisfied?	Phase in 2040
						Right	Through	Total	Multiplication		
US-501 at Boston Road	Boston Road Southbound Left	4	Permitted	40	1	42	108	150	6000	No	Same as 2017 EX
	North Main Street Northbound Left	8	Permitted	19	1	363	135	498	9462	No	Same as 2017 EX
US-501 at Carver Drive	US-501 Southbound Left	2	Permitted	18	2	34	559	593	10674	No	Same as 2017 EX
	Carver Drive Eastbound Left	4	Permitted	87	1	21	103	124	10788	No	Same as 2017 EX
	Carver Drive Westbound Left	8	Permitted	49	1	294	95	389	19061	No	Same as 2017 EX
US-501 at Morehead Street	US-501 Southbound Left	6	Permitted	33	2	25	1171	1196	39468	No	Same as 2017 EX
	US-501 Northbound Left	2	Permitted	21	2	20	1098	1118	23478	No	Same as 2017 EX
	Morehead Street Eastbound Left	4	Permitted	40	2	83	36	119	4760	No	Same as 2017 EX
	Morehead Street Westbound Left	8	Permitted	64	1	42	27	69	4416	No	Same as 2017 EX
US-501 at Reams Avenue	US-501 Southbound Left	6	Permitted	33	2	24	1109	1133	37389	No	Same as 2017 EX
	US-501 Northbound Left	2	Permitted	37	2	36	1135	1171	43327	No	Same as 2017 EX
	Reams Avenue Eastbound Left	4	Permitted	55	1	53	46	99	5445	No	Same as 2017 EX
	Reams Avenue Westbound Left	8	Permitted	48	1	70	44	114	5472	No	Same as 2017 EX
US-501 at NC-57 (Leasburg Road)	US-501 Southbound Left	6	Permitted	18	2	15	1048	1063	19134	No	Same as 2017 EX
	US-501 Northbound Left	2	Permitted	130	2	228	1007	1235	160550	Yes	5 - Protected Only
	Leesburg Road Eastbound Left	4	Permitted	107	1	15	72	87	9309	No	Same as 2017 EX
	Court St Westbound Left	8	Permitted	12	1	59	41	100	1200	No	Same as 2017 EX
US-501 at Gordon Street	US-501 Southbound Left	6	Permitted	25	2	36	1158	1194	29850	No	Same as 2017 EX
	US-501 Northbound Left	2	Permitted	26	2	5	1048	1053	27378	No	Same as 2017 EX
	Gordon Street Eastbound Left	4	Permitted	4	1	31	16	47	188	No	Same as 2017 EX
	Gordon Street Westbound Left	8	Permitted	37	1	14	8	22	814	No	Same as 2017 EX
US-501 at West Barden Street	US-501 Southbound Left	6	Permitted	36	2	21	1280	1301	46836	No	Same as 2017 EX
	US-501 Northbound Left	2	Permitted	24	2	33	1038	1071	25704	No	Same as 2017 EX
	W Barden Street Eastbound Left	4	Permitted	26	1	54	35	89	2314	No	Same as 2017 EX
	W Barden Street Westbound Left	8	Permitted	25	1	16	19	35	875	No	Same as 2017 EX
US-501 at Johnson Street	US-501 Southbound Left	6	Permitted	4	3	173	1339	1512	6048	No	Same as 2017 EX
	Johnson Street Eastbound Left	3	Split Phasing								Split Phasing
	South Main Street Westbound Left	4	Split Phasing								Split Phasing
US-501 at Hurdle Mills Road	US-501 Northbound Left	6	Permitted	57	3	179	1223	1402	79914	No	Same as 2017 EX
US-501 at Garrett Street	US-501 Northbound Left	6	Permitted	19	2	28	1052	1080	20520	No	Same as 2017 EX
	Garrett Street Eastbound Left	4	Permitted	10	2	287	8	295	2950	No	Same as 2017 EX
	Old Durham Road Westbound Left	8	Permitted	20	1	6	4	10	200	No	Same as 2017 EX

1. Only the left turns that are permitted in 2017 are analyzed. The protected-permitted left turns are modeled as protected-only in 2040 No-Build.

Left Turn Phasing Determination for the Common Intersections in All Alternatives - 2040 Build AM-Peak

AM-Peak ¹											
Intersection	Movement	Existing Phase	Phasing Status	Left Turn Volume	Number of Lanes	Opposing Volume			Condition Satisfied?	Phase in 2040	
						Right	Through	Total			
US-501 at Boston Road	Boston Road Southbound Left	4	Permitted	20	1	50	128	178	3560	No	Same as 2017 EX
	North Main Street Northbound Left	8	Permitted	44	1	365	92	457	20108	No	Same as 2017 EX
US-501 at Carver Drive	US-501 Southbound Left	2	Permitted	21	2	49	668	717	15057	No	Same as 2017 EX
	Carver Drive Eastbound Left	4	Permitted	81	1	18	95	113	9153	No	Same as 2017 EX
	Carver Drive Westbound Left	8	Permitted	34	1	220	103	323	10982	No	Same as 2017 EX
US-501 at Clayton Avenue	US-501 Southbound Left			24	2	17	991	1008	24192	No	Permitted
	US-501 Northbound Left/U-turn			138	2	18	988	1006	138828	Yes	5 - Protected Only
	Clayton Avenue Eastbound Left			14	1	23	9	32	448	No	Permitted
	Clayton Avenue Westbound Left			12	1	14	6	20	240	No	Permitted
US-501 at Ivey Street	US-501 Southbound Left/U-turn			32	2	15	1050	1065	34080	No	Permitted
	US-501 Northbound Left/U-turn			105	2	28	1303	1331	139755	Yes	5 - Protected Only
	Ivey Street Eastbound Left			14	1	4	4	8	112	No	Permitted
	Ivey Street Westbound Left			13	1	26	4	30	390	No	Permitted
US-501 at Morehead Street	US-501 Southbound Left/U-turn	6	Permitted	111	2	64	1088	1152	127872	Yes	1 - Protected Only
	US-501 Northbound Left/U-turn	2	Permitted	188	2	40	1145	1185	222780	Yes	5 - Protected Only
	Morehead Street Eastbound Left	4	Permitted	20	2	33	27	60	1200	No	Same as 2017 EX
	Morehead Street Westbound Left	8	Permitted	25	1	21	36	57	1425	No	Same as 2017 EX
US-501 at NC-57 (Leasburg Road)	US-501 Southbound Left/U-turn	6	Permitted	139	2	12	997	1009	140251	Yes	1 - Protected Only
	US-501 Northbound Left/U-turn	2	Permitted	116	2	107	1048	1155	133980	Yes	5 - Protected Only
	Leasburg Road Eastbound Left	4	Permitted	228	1	18	41	59	13452	No	Same as 2017 EX
	Court St Westbound Left	8	Permitted	15	1	130	72	202	3030	No	Same as 2017 EX
US-501 at US-158 (Long Avenue)	US-501 Southbound Left/U-turn	2	Permitted	37	2	0	982	982	36334	No	Same as 2017 EX
US-501 at Garrett Street	US-501 Northbound Left	6	Permitted	6	2	11	1340	1351	8106	No	Same as 2017 EX
	Garrett Street Eastbound Left	4	Permitted	28	1	233	4	237	6636	No	Same as 2017 EX
	Old Durham Road Westbound Left	8	Permitted	20	1	19	6	25	500	No	Same as 2017 EX

1. Only the left turns at 2040 Build proposed signalized intersections and those which are permitted in 2017 are analyzed. The protected-permitted left turns are modeled as protected-only in the 2040 Build alternatives.

Left Turn Phasing Determination for the Common Intersections in All Alternatives - 2040 Build PM-Peak

PM-Peak ¹											
Intersection	Movement	Existing Phase	Phasing Status	Left Turn Volume	Number of Lanes	Opposing Volume			Condition Satisfied?	Phase in 2040	
						Right	Through	Total			
US-501 at Boston Road	Boston Road Southbound Left	4	Permitted	40	1	42	108	150	6000	No	Same as 2017 EX
	North Main Street Northbound Left	8	Permitted	19	1	363	135	498	9462	No	Same as 2017 EX
US-501 at Carver Drive	US-501 Southbound Left	2	Permitted	18	2	34	559	593	10674	No	Same as 2017 EX
	Carver Drive Eastbound Left	4	Permitted	87	1	21	103	124	10788	No	Same as 2017 EX
	Carver Drive Westbound Left	8	Permitted	49	1	294	95	389	19061	No	Same as 2017 EX
US-501 at Clayton Avenue	US-501 Southbound Left			18	2	17	1231	1248	22464	No	Permitted
	US-501 Northbound Left/U-turn			166	2	18	988	1006	166996	Yes	5 - Protected Only
	Clayton Avenue Eastbound Left			14	1	23	9	32	448	No	Permitted
	Clayton Avenue Westbound Left			12	1	14	6	20	240	No	Permitted
US-501 at Ivey Street	US-501 Southbound Left/U-turn			40	2	13	1302	1315	52600	No	Permitted
	US-501 Northbound Left/U-turn			58	2	13	1051	1064	61712	No	Permitted
	Ivey Street Eastbound Left			27	1	4	4	8	216	No	Permitted
	Ivey Street Westbound Left			15	1	45	4	49	735	Mo	Permitted
US-501 at Morehead Street	US-501 Southbound Left/U-turn	6	Permitted	91	2	25	1171	1196	108836	Yes	1 - Protected Only
	US-501 Northbound Left/U-turn	2	Permitted	158	2	20	1098	1118	176644	Yes	5 - Protected Only
	Morehead Street Eastbound Left	4	Permitted	40	2	83	36	119	4760	No	Same as 2017 EX
	Morehead Street Westbound Left	8	Permitted	64	1	42	27	69	4416	No	Same as 2017 EX
US-501 at NC-57 (Leasburg Road)	US-501 Southbound Left/U-turn	6	Permitted	150	2	15	1048	1063	159450	Yes	1 - Protected Only
	US-501 Northbound Left/U-turn	2	Permitted	209	2	228	1007	1235	258115	Yes	5 - Protected Only
	Leasburg Road Eastbound Left	4	Permitted	107	1	15	72	87	9309	No	Same as 2017 EX
	Court St Westbound Left	8	Permitted	12	1	59	41	100	1200	No	Same as 2017 EX
US-501 at US-158 (Long Avenue)	US-501 Southbound Left/U-turn	2	Permitted	52	2	0	1075	1079	55900	No	Same as 2017 EX
US-501 at Garrett Street	US-501 Northbound Left	6	Permitted	19	2	28	1052	1080	20520	No	Same as 2017 EX
	Garrett Street Eastbound Left	4	Permitted	10	1	287	8	295	2950	No	Same as 2017 EX
	Old Durham Road Westbound Left	8	Permitted	20	1	6	4	10	200	No	Same as 2017 EX

1. Only the left turns at 2040 Build proposed signalized intersections and those which are permitted in 2017 are analyzed. The protected-permitted left turns are modeled as protected-only in the 2040 Build alternatives.

Left Turn Phasing Determination - 2040 Build Alternative 1 AM-Peak

AM-Peak ¹											
Intersection	Movement	Existing Phase	Phasing Status	Left Turn Volume	Opposing Volume					Condition Satisfied?	Phase in 2040
					Number of Lanes	Right	Through	Total	Multiplication		
US-501 at West Barden Street	US-501 Southbound Left	6	Permitted	56	2	22	1107	1129	63224	No	Same as 2017 EX
	US-501 Northbound Left/U-turn	2	Permitted	58	2	27	1193	1220	70760	No	Same as 2017 EX
	West Barden Street Eastbound Left	4	Permitted	37	2	43	19	62	2294	No	Same as 2017 EX
	West Barden Street Westbound Left	8	Permitted	206	1	22	34	56	11536	No	Same as 2017 EX
US-501 at Johnson Street	US-501 Northbound Left/U-turn			198	2	17	1469	1486	294228	Yes	5 - Protected Only
US-501 at Hurdle Mills Road	US-501 Northbound Left/U-turn	6	Permitted	207	2	219	1391	1610	333270	Yes	5 - Protected Only

1. Only the left turns at 2040 Build proposed signalized intersections and those which are permitted in 2017 are analyzed. The protected-permitted left turns are modeled as protected-only in the 2040 Build alternatives.

Left Turn Phasing Determination - 2040 Build Alternative 1 PM-Peak

PM-Peak ¹											
Intersection	Movement	Existing Phase	Phasing Status	Left Turn Volume	Opposing Volume					Condition Satisfied?	Phase in 2040
					Number of Lanes	Right	Through	Total	Multiplication		
US-501 at West Barden Street	US-501 Southbound Left	6	Permitted	45	2	19	1173	1192	53640	No	Same as 2017 EX
	US-501 Northbound Left/U-turn	2	Permitted	58	2	37	1104	1141	66178	No	Same as 2017 EX
	West Barden Street Eastbound Left	4	Permitted	25	2	54	34	88	2200	No	Same as 2017 EX
	West Barden Street Westbound Left	8	Permitted	171	1	14	19	33	5643	No	Same as 2017 EX
US-501 at Johnson Street	US-501 Northbound Left/U-turn			172	2	12	1302	1314	226008	Yes	5 - Protected Only
US-501 at Hurdle Mills Road	US-501 Northbound Left/U-turn	6	Permitted	145	2	187	1292	1479	214455	Yes	5 - Protected Only

1. Only the left turns at 2040 Build proposed signalized intersections and those which are permitted in 2017 are analyzed. The protected-permitted left turns are modeled as protected-only in the 2040 Build alternatives.

Left Turn Phasing Determination - 2040 Build Alternative 2 AM-Peak

AM-Peak ¹											
Intersection	Movement	Existing Phase	Phasing Status	Left Turn Volume	Opposing Volume					Condition Satisfied?	Phase in 2040
					Number of Lanes	Right	Through	Total	Multiplication		
US-501 at West Barden Street	US-501 Southbound Left	6	Permitted	55	2	22	1111	1133	62315	No	Same as 2017 EX
	US-501 Northbound Left/U-turn	2	Permitted	66	2	27	1194	1221	80586	No	Same as 2017 EX
	West Barden Street Eastbound Left	4	Permitted	37	2	39	19	58	2146	No	Same as 2017 EX
	West Barden Street Westbound Left	8	Permitted	19	1	22	34	56	1064	No	Same as 2017 EX
US-501 at Proposed Johnson Street	US-501 Northbound Left/U-turn			198	2	9	1290	1299	257202	Yes	5 - Protected Only
	US-501 Southbound Left/U-turn			25	2	144	1157	1301	32525	No	Permitted
	Johnson Street Eastbound Left			7	1	4	8	12	84	No	Permitted
	South Main Street Westbound Left			179	1	84	5	89	15931	No	Permitted
US-501 at Hurdle Mills Road	US-501 Northbound Left/U-turn	6	Permitted	205	2	219	1391	1610	330050	Yes	5 - Protected Only

1. Only the left turns at 2040 Build proposed signalized intersections and those which are permitted in 2017 are analyzed. The protected-permitted left turns are modeled as protected-only in the 2040 Build alternatives.

Left Turn Phasing Determination - 2040 Build Alternative 2 PM-Peak

PM-Peak ¹											
Intersection	Movement	Existing Phase	Phasing Status	Left Turn Volume	Opposing Volume					Condition Satisfied?	Phase in 2040
					Number of Lanes	Right	Through	Total	Multiplication		
US-501 at West Barden Street	US-501 Southbound Left	6	Permitted	39	2	19	1174	1193	46527	No	Same as 2017 EX
	US-501 Northbound Left/U-turn	2	Permitted	74	2	35	1108	1143	84582	No	Same as 2017 EX
	West Barden Street Eastbound Left	4	Permitted	25	2	53	34	87	2175	No	Same as 2017 EX
	West Barden Street Westbound Left	8	Permitted	22	1	14	19	33	726	No	Same as 2017 EX
US-501 at Proposed Johnson Street	US-501 Northbound Left/U-turn			172	2	7	1158	1165	200380	Yes	5 - Protected Only
	US-501 Southbound Left/U-turn			10	2	178	1273	1451	14510	No	Permitted
	Johnson Street Eastbound Left			9	1	1	5	6	54	No	Permitted
	South Main Street Westbound Left			144	1	99	7	106	15264	No	Permitted
US-501 at Hurdle Mills Road	US-501 Northbound Left/U-turn	6	Permitted	146	2	187	1292	1479	215934	Yes	5 - Protected Only

1. Only the left turns at 2040 Build proposed signalized intersections and those which are permitted in 2017 are analyzed. The protected-permitted left turns are modeled as protected-only in the 2040 Build alternatives.

Left Turn Phasing Determination - 2040 Build Alternative 3 AM-Peak

AM-Peak ¹											
Intersection	Movement	Existing Phase	Phasing Status	Left Turn Volume	Opposing Volume					Condition Satisfied?	Phase in 2040
					Number of Lanes	Right	Through	Total	Multiplication		
US-501 at West Barden Street	US-501 Southbound Left	6	Permitted	55	2	22	1111	1133	62315	No	Same as 2017 EX
	US-501 Northbound Left/U-turn	2	Permitted	62	2	27	1194	1221	75702	No	Same as 2017 EX
	West Barden Street Eastbound Left	4	Permitted	37	2	39	19	58	2146	No	Same as 2017 EX
	West Barden Street Westbound Left	8	Permitted	19	1	22	34	56	1064	No	Same as 2017 EX
US-501 at Trotter Street	US-501 Northbound Left/U-turn			202	2	10	1272	1282	258964	Yes	5 - Protected Only
	US-501 Southbound Left/U-turn			46	2	0	1149	1149	52854	No	Permitted
	Trotter Street Eastbound Left			25	1	4	8	12	300	No	Permitted
	Proposed Trotter Street Extension Westbound Left			179	1	102	5	107	19153	No	Permitted
US-501 at Hurdle Mills Road	US-501 Northbound Left/U-turn	6	Permitted	207	2	219	1391	1610	333270	Yes	5 - Protected Only

1. Only the left turns at 2040 Build proposed signalized intersections and those which are permitted in 2017 are analyzed. The protected-permitted left turns are modeled as protected-only in the 2040 Build alternatives.

Left Turn Phasing Determination - 2040 Build Alternative 3 PM-Peak

PM-Peak ¹											
Intersection	Movement	Existing Phase	Phasing Status	Left Turn Volume	Opposing Volume					Condition Satisfied?	Phase in 2040
					Number of Lanes	Right	Through	Total	Multiplication		
US-501 at West Barden Street	US-501 Southbound Left	6	Permitted	39	2	19	1174	1193	46527	No	Same as 2017 EX
	US-501 Northbound Left/U-turn	2	Permitted	63	2	37	1108	1145	72135	No	Same as 2017 EX
	West Barden Street Eastbound Left	4	Permitted	25	2	53	34	87	2175	No	Same as 2017 EX
	West Barden Street Westbound Left	8	Permitted	22	1	14	19	33	729	No	Same as 2017 EX
US-501 at Trotter Street	US-501 Northbound Left/U-turn			193	2	18	1154	1172	226196	Yes	5 - Protected Only
	US-501 Southbound Left/U-turn			56	2	0	1252	1252	70112	No	Permitted
	Trotter Street Eastbound Left			10	1	1	5	6	60	No	Permitted
	Proposed Trotter Street Extension Westbound Left			144	1	103	7	110	15840	No	Permitted
US-501 at Hurdle Mills Road	US-501 Northbound Left/U-turn	6	Permitted	145	2	187	1292	1479	214455	Yes	5 - Protected Only

1. Only the left turns at 2040 Build proposed signalized intersections and those which are permitted in 2017 are analyzed. The protected-permitted left turns are modeled as protected-only in the 2040 Build alternatives.

Left Turn Phasing Determination - 2040 Build Alternative 4 AM-Peak

AM-Peak ¹											
Intersection	Movement	Existing Phase	Phasing Status	Left Turn Volume	Opposing Volume					Condition Satisfied?	Phase in 2040
					Number of Lanes	Right	Through	Total	Multiplication		
US-501 at West Barden Street	US-501 Southbound Left	6	Permitted	55	2	22	1111	1133	62315	No	Same as 2017 EX
	US-501 Northbound Left/U-turn	2	Permitted	66	2	27	1194	1221	80586	No	Same as 2017 EX
	West Barden Street Eastbound Left	4	Permitted	37	2	39	19	58	2146	No	Same as 2017 EX
	West Barden Street Westbound Left	8	Permitted	19	1	22	39	61	1159	No	Same as 2017 EX
US-501 at Johnson Street	US-501 Northbound Left/U-turn			385	2	9	1291	1300	500500	Yes	5 - Protected Only
US-501 at Hurdle Mills Road	US-501 Northbound Left/U-turn	6	Permitted	207	2	219	1391	1610	333270	Yes	5 - Protected Only

1. Only the left turns at 2040 Build proposed signalized intersections and those which are permitted in 2017 are analyzed. The protected-permitted left turns are modeled as protected-only in the 2040 Build alternatives.

Left Turn Phasing Determination - 2040 Build Alternative 4 PM-Peak

PM-Peak ¹											
Intersection	Movement	Existing Phase	Phasing Status	Left Turn Volume	Opposing Volume					Condition Satisfied?	Phase in 2040
					Number of Lanes	Right	Through	Total	Multiplication		
US-501 at West Barden Street	US-501 Southbound Left	6	Permitted	39	2	19	1174	1193	46527	No	Same as 2017 EX
	US-501 Northbound Left/U-turn	2	Permitted	74	2	37	1108	1145	84730	No	Same as 2017 EX
	West Barden Street Eastbound Left	4	Permitted	25	2	53	34	87	2175	No	Same as 2017 EX
	West Barden Street Westbound Left	8	Permitted	22	1	14	19	33	726	No	Same as 2017 EX
US-501 at Johnson Street	US-501 Northbound Left/U-turn			368	2	7	1162	1169	430192	Yes	5 - Protected Only
US-501 at Hurdle Mills Road	US-501 Northbound Left/U-turn	6	Permitted	145	2	187	1292	1479	214455	Yes	5 - Protected Only

1. Only the left turns at 2040 Build proposed signalized intersections and those which are permitted in 2017 are analyzed. The protected-permitted left turns are modeled as protected-only in the 2040 Build alternatives.